

## TYR '85 Invite - 11/22/2019 to 11/24/2019

@LUSwimDive

#RiseWithUs

## Results

## Event 7 Women 4x50 Yard Medley Relay

Liberty: 1:37.80 ! 2/19/2014 Liberty

K. Hough, E. Kaufman, J. Reinhardt, M. Babcock

1:36.75 \$ 2019 NC Invited

1:37.05 @ NCAA B

Team	Relay	Seed Time	Finals Time
1 Vanderbilt University	A	1:42.63	1:41.28
1) Abby Burke SO	2) r:0.14 Lizzy Colwell SO	3) r:0.14 Tonner Debeer SO	4) r:0.21 Chantal Jordan FR
r:+0.63 12.80	26.11 (26.11)	38.69 (12.58)	54.18 (28.07)
1:04.70 (10.52)	1:18.00 (23.82)	1:28.84 (10.84)	1:41.28 (23.28)
2 U.S. Naval Academy	A	1:44.58	1:41.90
1) Brooke West SO	2) Reagan Johnson FR	3) Sydney Harrington SO	4) Sarah Sorensen SO
r:+0.63 12.98	26.24 (26.24)	38.98 (12.74)	54.88 (28.64)
1:06.07 (11.19)	1:19.23 (24.35)	1:29.94 (10.71)	1:41.90 (22.67)
3 Marshall University	A	1:47.94	1:42.34
1) Heather Sigmon JR	2) Catherine Bendziewicz SR	3) Hannah Robins SR	4) Darby Coles JR
r:+0.69 12.79	25.67 (25.67)	38.72 (13.05)	54.58 (28.91)
1:05.98 (11.40)	1:19.59 (25.01)	1:30.26 (10.67)	1:42.34 (22.75)
4 U.S. Naval Academy	B	1:44.87	1:43.33
1) Ashley Boddiford JR	2) r:0.32 Elyse Macisaac SR	3) r:0.30 Kelly Harrington SR	4) r:0.09 Ali Kozlina JR
r:+0.67 13.01	26.01 (26.01)	39.59 (13.58)	55.49 (29.48)
1:06.54 (11.05)	1:19.96 (24.47)	1:31.02 (11.06)	1:43.33 (23.37)
5 James Madison University	A	1:46.56	1:43.62
1) Bonnie Zhang SR	2) r:0.32 Megan Marsh SR	3) r:0.32 Morgan Whaley SO	4) r:0.23 Sydney Kirsch SR
r:+0.70 12.91	25.88 (25.88)	39.30 (13.42)	54.91 (29.03)
1:06.59 (11.68)	1:20.14 (25.23)	1:31.36 (11.22)	1:43.62 (23.48)
6 Liberty University	A	1:44.64	1:44.53
1) Payton Keiner JR	2) r:0.23 Mikayla Herich SR	3) r:0.17 Brittany Weiss SR	4) r:0.15 Colleen Donlin SR
r:+0.68 13.11	26.29 (26.29)	39.83 (13.54)	56.20 (29.91)
1:07.37 (11.17)	1:21.03 (24.83)	1:31.85 (10.82)	1:44.53 (23.50)
7 Vanderbilt University	B	1:45.49	1:44.95
1) Whitney Brown SO	2) r:0.11 Hannah Hunt JR	3) r:0.47 Kristen Nutter FR	4) r:0.04 Kaley Buchanan JR
r:+0.67 13.31	27.20 (27.20)	40.07 (12.87)	56.39 (29.19)
1:08.16 (11.77)	1:22.05 (25.66)	1:32.67 (10.62)	1:44.95 (22.90)
8 Marshall University	B	1:50.97	1:45.29
1) Jordyn O'Dell SR	2) r:0.29 Rachel Hughes JR	3) r:0.26 Nicole Rueff FR	4) r:0.35 Regan Raines SO
r:+0.71 12.55	25.48 (25.48)	39.08 (13.60)	56.02 (30.54)
1:07.86 (11.84)	1:21.89 (25.87)	1:32.96 (11.07)	1:45.29 (23.40)
*9 U.S. Naval Academy	C	1:47.07	x1:45.52
1) Jamie Miller SR	2) r:0.22 Emily Brockman SO	3) r:0.00 Delaney Walz SR	4) r:0.17 Martina Thomas SO
r:+0.68 13.38	26.72 (26.72)	39.93 (13.21)	57.25 (30.53)
1:08.64 (11.39)	1:21.84 (24.59)	1:33.06 (11.22)	1:45.52 (23.68)



## TYR '85 Invite - 11/22/2019 to 11/24/2019

@LUSwimDive

#RiseWithUs

## Results

## (Event 7 Women 4x50 Yard Medley Relay)

Team	Relay	Seed Time	Finals Time
*9 Duquesne University	A	1:47.74	1:45.52
1) Emma Brinton JR	2) r:0.06 Erin Kuhn SR	3) r:0.22 Mara Voytek FR	4) r:0.44 Hanna Everhart SO
r:+0.67 13.38	26.88 (26.88)	40.48 (13.60)	56.43 (29.55)
1:07.89 (11.46)	1:21.92 (25.49)	1:33.16 (11.24)	1:45.52 (23.60)
11 U.S. Naval Academy	D	1:48.70	x1:46.14
1) Madi Milbert SO	2) r:0.48 Libby Miller FR	3) r:0.34 Amy Yunginger SO	4) r:0.15 Lindsay Tanner JR
r:+0.71 13.30	27.07 (27.07)	41.14 (14.07)	57.69 (30.62)
1:09.07 (11.38)	1:22.59 (24.90)	1:33.64 (11.05)	1:46.14 (23.55)
12 University of North Florida	A	1:49.45	1:46.59
1) Jacqueline Barklund SR	2) r:0.18 Julianna Graf SO	3) r:0.47 Esther Quackenbush SO	4) r:0.38 Zoe Trenz SR
r:+0.72 12.89	26.63 (26.63)	40.00 (13.37)	56.33 (29.70)
1:08.57 (12.24)	1:22.70 (26.37)	1:34.11 (11.41)	1:46.59 (23.89)
13 Vanderbilt University	C	1:48.30	x1:46.68
1) Lauren Bergmann JR	2) r:0.11 Alina Jones FR	3) r:0.28 Rachel Goldblatt JR	4) r:0.31 Paige Hamilton SR
r:+0.67 13.26	26.93 (26.93)	40.04 (13.11)	56.33 (29.40)
1:08.07 (11.74)	1:22.69 (26.36)	1:34.06 (11.37)	1:46.68 (23.99)
14 Campbell University	B	1:51.60	1:46.97
1) Kamaria Mahone SR	2) r:0.22 Brenna Divoky FR	3) r:0.45 Julia Sherlock SO	4) r:0.30 Maddie Heggie JR
r:+0.59 13.26	26.87 (26.87)	40.86 (13.99)	57.76 (30.89)
1:09.49 (11.73)	1:23.39 (25.63)	1:34.64 (11.25)	1:46.97 (23.58)
15 Campbell University	A	1:47.33	1:47.46
1) Megan Everritt SR	2) r:0.21 Geli Brown SR	3) r:0.42 Skyler DeWall SO	4) r:0.16 Maddie Baiotto SR
r:+0.68 13.13	26.35 (26.35)	40.31 (13.96)	57.17 (30.82)
1:09.16 (11.99)	1:23.65 (26.48)	1:35.02 (11.37)	1:47.46 (23.81)
16 Duquesne University	C	1:55.95	1:47.64
1) Katelyn Harkrader FR	2) r:0.23 Lauryn Ober SO	3) r:0.24 Cat Christinis JR	4) r:0.00 Mary Flavin FR
r:+0.76 13.49	27.12 (27.12)	41.06 (13.94)	57.54 (30.42)
1:09.24 (11.70)	1:23.52 (25.98)	1:34.99 (11.47)	1:47.64 (24.12)
17 Duquesne University	B	1:52.23	x1:47.80
1) Clare Flanagan JR	2) r:0.51 Madison Dickert FR	3) r:0.37 Sophie Perez SO	4) r:0.18 Syd Sherman FR
r:+0.62 13.65	27.32 (27.32)	40.70 (13.38)	57.05 (29.73)
1:08.92 (11.87)	1:23.22 (26.17)	1:34.76 (11.54)	1:47.80 (24.58)
18 James Madison University	B	1:49.09	1:48.08
1) Alaina Park FR	2) r:0.48 Mack Lawson JR	3) r:0.33 Anna Ober JR	4) r:0.28 Mackenzie Gring SR
r:+0.66 13.77	27.83 (27.83)	41.49 (13.66)	57.92 (30.09)
1:09.42 (11.50)	1:23.11 (25.19)	1:34.91 (11.80)	1:48.08 (24.97)
19 St. Francis Univeristy	A	1:49.08	1:48.14
1) Millie Laudenbach	2) r:0.17 Erin O'Neill	3) r:0.29 Jess Rupp	4) r:0.37 Katelyn O'Connor
r:+0.72 13.72	27.48 (27.48)	40.88 (13.40)	57.66 (30.18)
1:09.85 (12.19)	1:24.04 (26.38)	1:35.56 (11.52)	1:48.14 (24.10)



## TYR '85 Invite - 11/22/2019 to 11/24/2019

@LUSwimDive

#RiseWithUs

## Results

## (Event 7 Women 4x50 Yard Medley Relay)

Team	Relay	Seed Time	Finals Time
20 Liberty University	B	1:47.34	1:48.73
1) Shelby Haines SO	2) r:0.23 Jessica Schellenboom FR	3) r:0.11 Lindsey Cohee JR	4) r:0.27 Hannah Baker SR
r:+0.61 13.56	27.85 (27.85)	42.01 (14.16)	58.73 (30.88)
1:10.45 (11.72)	1:24.48 (25.75)	1:35.86 (11.38)	1:48.73 (24.25)
21 James Madison University	C	1:50.79	x1:49.20
1) Isabel Anbar FR	2) r:0.55 Devan Taylor FR	3) r:0.50 Carter Catherin Roehrle S4)	Jillian Santiago SO
r:+0.79 13.89	27.80 (27.80)	41.50 (13.70)	58.17 (30.37)
1:10.08 (11.91)	1:24.76 (26.59)	1:36.46 (11.70)	1:49.20 (24.44)
22 University of North Florida	B	1:50.70	1:49.68
1) Anne Fletcher SO	2) r:0.31 Kayla Glennon SO	3) r:0.57 Sydney Groth JR	4) r:0.40 Mary-Kate Wichalonis FR
r:+0.68 13.27	27.09 (27.09)	41.26 (14.17)	58.70 (31.61)
1:10.91 (12.21)	1:25.19 (26.49)	1:37.04 (11.85)	1:49.68 (24.49)
23 Marshall University	C	1:50.98	x1:49.93
1) Or Tamir FR	2) r:0.28 Angelica Di Marzio SR	3) r:0.32 Maria McGovern FR	4) r:0.32 Raeleigh Mooij SO
r:+0.62 14.09	27.54 (27.54)	42.39 (14.85)	1:00.00 (32.46)
1:12.09 (12.09)	1:26.54 (26.54)	1:37.66 (11.12)	1:49.93 (23.39)
24 Campbell University	C	1:53.78	x1:50.03
1) Drew Marshall SO	2) r:0.18 Caitlyn Edwards JR	3) r:0.43 Ashlyn Palmer SO	4) r:0.48 Neringa Cerniauskaite SO
r:+0.67 14.09	28.19 (28.19)	42.25 (14.06)	59.16 (30.97)
1:11.47 (12.31)	1:25.92 (26.76)	1:37.51 (11.59)	1:50.03 (24.11)
25 Duquesne University	D	1:57.76	x1:50.65
1) Elise Mozeleski FR	2) r:0.26 Madelyn Hoying SR	3) r:0.13 Mere Easterling SR	4) r:0.36 Hannah Thornton FR
r:+0.72 13.83	27.82 (27.82)	41.90 (14.08)	59.42 (31.60)
1:11.42 (12.00)	1:25.96 (26.54)	1:37.68 (11.72)	1:50.65 (24.69)
26 James Madison University	D	1:53.23	x1:50.76
1) Bronwyn Keating SO	2) r:0.20 Jessica Pierce SR	3) r:0.35 Sarah Gaudet FR	4) r:0.24 Kristie Darmody SR
r:+0.74 13.99	28.07 (28.07)	41.86 (13.79)	58.66 (30.59)
1:10.83 (12.17)	1:25.31 (26.65)	1:37.48 (12.17)	1:50.76 (25.45)
27 Liberty University	C	1:51.65	x1:52.33
1) Maggie Huenefeld FR	2) r:0.34 Cailin Carroll SO	3) r:0.28 Sophie Miller SO	4) r:0.24 Morgan Stormer FR
r:+0.64 14.61	29.02 (29.02)	42.84 (13.82)	59.91 (30.89)
1:12.12 (12.21)	1:27.49 (27.58)	1:39.14 (11.65)	1:52.33 (24.84)
28 St. Francis Univeristy	B	1:53.08	1:54.06
1) Bryanna Barr	2) r:0.28 Emelia Cronshaw	3) r:0.39 Emily Anderson	4) r:0.08 Chloe Clemens
r:+0.63 15.15	30.07 (30.07)	44.61 (14.54)	1:01.74 (31.67)
1:14.04 (12.30)	1:28.86 (27.12)	1:40.77 (11.91)	1:54.06 (25.20)
29 Liberty University	D	1:55.65	x1:55.37
1) Ashley Sennett SO	2) r:0.40 Amelia Wickham SO	3) r:0.16 Lexi Plogger FR	4) r:0.59 Carolyn Bolden FR
r:+0.70 15.10	30.27 (30.27)	44.70 (14.43)	1:02.37 (32.10)
1:14.19 (11.82)	1:28.66 (26.29)	1:41.52 (12.86)	1:55.37 (26.71)



## TYR '85 Invite - 11/22/2019 to 11/24/2019

@LUSwimDive

#RiseWithUs

## Results

**(Event 7 Women 4x50 Yard Medley Relay)**

Team	Relay	Seed Time	Finals Time
30 St. Francis Univeristy	C	1:57.08	x1:59.55
1) Paige Bacigal	2) r:0.33 Emily Graziano	3) r:0.37 Halle O'Neal	4) r:0.13 Brittany Heckler
r:+0.61 13.97	28.80 (28.80)	43.83 (15.03)	1:02.24 (33.44)
1:14.82 (12.58)	1:30.28 (28.04)	1:43.87 (13.59)	1:59.55 (29.27)
--- U.S. Naval Academy	E	1:49.55	DQ
Early take-off swimmer #3			
1) Dominique Quintero SR	2) r:0.21 Jessica Riggs FR	3) r:-0.24 Madison Floyd JR	4) r:-0.09 Legrand Pound SO
r:+0.58 13.81	27.64 (27.64)	42.02 (14.38)	58.97 (31.33)
1:10.01 (11.04)	1:24.25 (25.28)	1:35.58 (11.33)	DQ (24.36)

**Event 8 Women 100 Yard Butterfly**

Liberty: **51.72 ! 3/21/2014 J. Reinhardt LIBU**  
**52.34 \$ 2019 NC Invited**  
**53.76 @ NCAA B**

Name	Yr School	Prelim Time	Finals Time
<b>A - Final</b>			
1 Sydney Harrington	SO U.S. Naval Academy	53.73	53.08 @
r:+0.69 24.65	53.08 (28.43)		
2 Tonner Debeer	SO Vanderbilt University	54.54	54.12
r:+0.62 24.70	54.12 (29.42)		
3 Delaney Walz	SR U.S. Naval Academy	55.14	54.64
r:+0.63 25.52	54.64 (29.12)		
4 Kelly Harrington	SR U.S. Naval Academy	54.82	54.72
r:+0.67 25.57	54.72 (29.15)		
5 Amy Yunginger	SO U.S. Naval Academy	56.12	54.80
r:+0.66 25.49	54.80 (29.31)		
6 Sabrina Bowman	St. Francis Univeristy	54.88	54.91
r:+0.65 25.43	54.91 (29.48)		
7 Maddie Baiotto	SR Campbell University	55.32	55.07
r:+0.72 25.97	55.07 (29.10)		
8 Morgan Whaley	SO James Madison University	55.98	55.11
r:+0.70 26.04	55.11 (29.07)		
9 Hannah Robins	SR Marshall University	56.07	55.68
r:+0.59 26.02	55.68 (29.66)		
<b>B - Final</b>			
10 Anna Ober	JR James Madison University	56.95	56.07
r:+0.70 26.42	56.07 (29.65)		
11 Lindsey Cohee	JR Liberty University	56.38	56.17
r:+0.67 26.54	56.17 (29.63)		
12 Kristen Nutter	FR Vanderbilt University	56.84	56.28
r:+0.70 25.88	56.28 (30.40)		



## TYR '85 Invite - 11/22/2019 to 11/24/2019

@LUSwimDive

#RiseWithUs

## Results

**B - Final ... (Event 8 Women 100 Yard Butterfly)**

Name	Yr	School	Prelim Time	Finals Time
13 Katie Corbi r:+0.68 26.07	FR	U.S. Naval Academy	56.86	56.33
14 Jordyn O'Dell r:+0.60 26.18	SR	Marshall University	56.76	56.67
15 Sophie Perez r:+0.69 26.61	SO	Duquesne University	57.18	56.77
16 Kaley Buchanan r:+0.70 26.53	JR	Vanderbilt University	56.98	56.87
17 Skyler DeWall r:+0.67 26.82	SO	Campbell University	57.26	57.20
18 Nicole Rueff r:+0.64 26.83	FR	Marshall University	57.11	57.46

**C - Final**

19 Madison Floyd r:+0.71 26.11	JR	U.S. Naval Academy	57.52	56.44
20 AB McCullough r:+0.66 26.48		St. Francis Univeristy	57.83	56.59
21 Megan Marsh r:+0.73 26.50	SR	James Madison University	57.61	56.84
22 Rachel Goldblatt r:+0.67 26.63	JR	Vanderbilt University	57.93	57.20
23 Sydney Groth r:+0.65 27.15	JR	University of North Florida	57.60	57.55
24 Carter Catherin Roehrle r:+0.68 26.93	SO	James Madison University	57.99	57.81
25 Esther Quackenbush r:+0.63 27.09	SO	University of North Florida	57.54	58.00
26 Rebecca Pendleton r:+0.67 26.77		St. Francis Univeristy	57.92	58.10
27 Lauren Bergmann r:+0.74 27.32	JR	Vanderbilt University	58.04	58.13

**D - Final**

28 Julia Sherlock r:+0.69 26.49	SO	Campbell University	58.51	57.18
29 Mara Voytek r:+0.70 26.76	FR	Duquesne University	58.25	57.35
30 Sarah Gaudet r:+0.65 27.28	FR	James Madison University	58.47	57.52
31 Alina Jones r:+0.73 27.16	FR	Vanderbilt University	58.50	58.12



## TYR '85 Invite - 11/22/2019 to 11/24/2019

@LUSwimDive

#RiseWithUs

## Results

## D - Final ... (Event 8 Women 100 Yard Butterfly)

Name	Yr	School	Prelim Time	Finals Time
32 Ashley Cozad r:+0.61 27.13	FR	University of North Florida	58.34	58.14
33 Julia Bradford r:+0.65 26.97		St. Francis Univeristy	58.47	58.19 (31.01)
34 Maddie Heggie r:+0.67 27.35	JR	Campbell University	58.27	58.23 (30.88)
35 Cat Christinis r:+0.71 27.36	JR	Duquesne University	58.42	58.55 (31.19)
36 Brooke Ellis r:+0.70 27.74	JR	Vanderbilt University	58.52	58.89 (31.15)

## Event 8 Women 100 Yard Butterfly

Liberty: 51.72 ! 3/21/2014 J. Reinhardt  
52.34 \$ 2019 NC Invited  
53.76 @ NCAA B

LIBU

Name	Yr	School	Seed Time	Prelim Time
<b>Preliminaries</b>				
1 Sydney Harrington r:+0.65 25.05	SO	U.S. Naval Academy	53.99	53.73 q@
2 Tonner Debeer r:+0.61 25.27	SO	Vanderbilt University	55.25	54.54 q
3 Kelly Harrington r:+0.70 25.68	SR	U.S. Naval Academy	57.63	54.82 q
4 Sabrina Bowman r:+0.67 25.54		St. Francis Univeristy	57.70	54.88 q
5 Delaney Walz r:+0.69 26.23	SR	U.S. Naval Academy	55.62	55.14 q
6 Maddie Baiotto r:+0.74 26.09	SR	Campbell University	56.54	55.32 q
7 Morgan Whaley r:+0.69 26.57	SO	James Madison University	56.85	55.98 q
8 Hannah Robins r:+0.60 26.32	SR	Marshall University	59.05	56.07 q
9 Amy Yunginger r:+0.66 25.49	SO	U.S. Naval Academy	56.94	56.12 q
10 Lindsey Cohee r:+0.66 26.48	JR	Liberty University	55.87	56.38 q
11 Bonnie Zhang r:+0.71 26.37	SR	James Madison University	58.13	56.40 q
12 Ali Kozlina r:+0.71 26.28	JR	U.S. Naval Academy	58.85	56.57 q



## TYR '85 Invite - 11/22/2019 to 11/24/2019

@LUSwimDive

#RiseWithUs

## Results

## Preliminaries ... (Event 8 Women 100 Yard Butterfly)

Name	Yr	School	Seed Time	Prelim Time	
13 Jordyn O'Dell r:+0.64 26.10	SR	Marshall University	58.72	56.76	q
14 Kristen Nutter r:+0.82 26.32	FR	Vanderbilt University	56.39	56.84	q
15 Katie Corbi r:+0.69 26.01	FR	U.S. Naval Academy	56.77	56.86	q
16 Anna Ober r:+0.69 26.71	JR	James Madison University	57.76	56.95	q
17 Kaley Buchanan r:+0.73 26.17	JR	Vanderbilt University	57.17	56.98	q
18 Nicole Rueff r:+0.67 26.69	FR	Marshall University	58.07	57.11	q
19 Sophie Perez r:+0.70 26.92	SO	Duquesne University	58.85	57.18	q
20 Skyler DeWall r:+0.70 26.63	SO	Campbell University	59.37	57.26	q
21 Madison Floyd r:+0.71 26.46	JR	U.S. Naval Academy	58.87	57.52	q
22 Esther Quackenbush r:+0.65 27.08	SO	University of North Florida	59.22	57.54	q
23 Sydney Groth r:+0.66 26.96	JR	University of North Florida	59.52	57.60	q
24 Megan Marsh r:+0.75 26.89	SR	James Madison University	59.81	57.61	q
25 Jamie Miller r:+0.74 26.94	SR	U.S. Naval Academy	59.72	57.68	q
26 AB McCullough r:+0.67 26.71		St. Francis Univeristy	57.78	57.83	q
27 Rebecca Pendleton r:+0.67 26.70		St. Francis Univeristy	59.98	57.92	q
28 Rachel Goldblatt r:+0.70 26.71	JR	Vanderbilt University	59.72	57.93	q
29 Carter Catherin Roehrle r:+0.68 27.02	SO	James Madison University	1:00.32	57.99	q
30 Lauren Bergmann r:+0.77 12.49	JR	Vanderbilt University	NT	58.04	q
31 Emily Brockman r:+0.67 26.54	SO	U.S. Naval Academy	1:00.15	58.06	q
32 Mara Voytek r:+0.72 26.80	FR	Duquesne University	59.54	58.25	q





## TYR '85 Invite - 11/22/2019 to 11/24/2019

@LUSwimDive

#RiseWithUs

## Results

## Preliminaries ... (Event 8 Women 100 Yard Butterfly)

Name	Yr	School	Seed Time	Prelim Time	
33 Maddie Heggie r:+0.67 27.16	JR	Campbell University	1:00.14	58.27	q
		58.27 (31.11)			
34 Amanda Charleston r:+0.76 26.90	SO	Campbell University	1:00.10	58.28	q
		58.28 (31.38)			
35 Ashley Cozad r:+0.66 27.24	FR	University of North Florida	59.72	58.34	q
		58.34 (31.10)			
36 Cat Christinis r:+0.78 27.18	JR	Duquesne University	59.84	58.42	q
		58.42 (31.24)			
*37 Julia Bradford r:+0.68 27.42		St. Francis Univeristy	1:00.68	58.47	
		58.47 (31.05)			
*37 Sarah Gaudet r:+0.64 27.77	FR	James Madison University	59.41	58.47	
		58.47 (30.70)			

## Swim-Off Required

39 Alina Jones r:+0.73 26.87	FR	Vanderbilt University	1:00.43	58.50	
		58.50 (31.63)			
40 Julia Sherlock r:+0.72 26.83	SO	Campbell University	58.64	58.51	
		58.51 (31.68)			
41 Brooke Ellis r:+0.68 27.71	JR	Vanderbilt University	59.41	58.52	
		58.52 (30.81)			
42 Mary Grace Greco r:+0.67 27.32	FR	Campbell University	59.28	58.65	
		58.65 (31.33)			
43 Lauren Shoemaker r:+0.76 27.43	FR	Campbell University	59.15	58.75	
		58.75 (31.32)			
44 Allison Bauer r:+0.69 12.19	FR	Vanderbilt University	NT	58.76	
		27.29 (15.10) 43.00 (15.71)	58.76 (15.76)		
45 Shelby Haines r:+0.60 26.67	SO	Liberty University	58.88	58.85	
		58.85 (32.18)			
46 Ashlyn Palmer r:+0.69 27.86	SO	Campbell University	1:00.09	58.88	
		58.88 (31.02)			
*47 Sydney Kirsch r:+0.71 26.94	SR	James Madison University	1:00.07	58.94	
		58.94 (32.00)			
*47 Jess Rupp r:+0.77 27.93		St. Francis Univeristy	1:00.54	58.94	
		58.94 (31.01)			
49 Alicia Mancilla r:+0.68 27.57	SO	U.S. Naval Academy	1:00.46	59.05	
		59.05 (31.48)			
50 Hanna Everhart r:+0.77 27.23	SO	Duquesne University	1:00.57	59.07	
		59.07 (31.84)			
51 Mere Easterling r:+0.62 27.71	SR	Duquesne University	1:03.29	59.13	
		59.13 (31.42)			
52 Jessica Riggs r:+0.68 27.38	FR	U.S. Naval Academy	1:02.61	59.22	
		59.22 (31.84)			





## TYR '85 Invite - 11/22/2019 to 11/24/2019

@LUSwimDive

#RiseWithUs

## Results

## Preliminaries ... (Event 8 Women 100 Yard Butterfly)

Name	Yr	School	Seed Time	Prelim Time
53 Payton Rayko r:+0.67 27.75	FR	Duquesne University	1:02.32	59.42
		59.42 (31.67)		
54 Maria McGovern r:+0.75 27.85	FR	Marshall University	59.94	59.80
		59.80 (31.95)		
55 Erin Kuhn r:+0.63 28.10	SR	Duquesne University	1:02.41	1:00.30
		1:00.30 (32.20)		
56 Katelyn Harkrader r:+0.77 27.86	FR	Duquesne University	1:04.59	1:00.52
		1:00.52 (32.66)		
57 Clare Flanagan r:+0.71 27.88	JR	Duquesne University	1:04.92	1:00.65
		1:00.65 (32.77)		
58 Hannah Thornton r:+0.67 12.76	FR	Duquesne University	1:05.15	1:00.92
		28.17 (15.41) 44.33 (16.16)	1:00.92 (16.59)	
59 Lauryn Ober r:+0.75 28.47	SO	Duquesne University	1:04.56	1:01.00
		1:01.00 (32.53)		
60 Libby Miller r:+0.71 28.15	FR	U.S. Naval Academy	1:00.31	1:01.15
		1:01.15 (33.00)		
61 Sophie Miller r:+0.71 28.10	SO	Liberty University	59.68	1:01.37
		1:01.37 (33.27)		
62 Emily Anderson r:+0.68 28.02		St. Francis Univeristy	1:03.12	1:01.49
		1:01.49 (33.47)		
*63 Gabby Seberger r:+0.67 12.97	SO	Vanderbilt University	NT	1:01.72
		28.49 (15.52) 44.79 (16.30)	1:01.72 (16.93)	
*63 Chloe Clemens r:+0.72 28.62		St. Francis Univeristy	1:02.05	1:01.72
		1:01.72 (33.10)		
65 Heidi Curtis r:+0.68 13.25	FR	Campbell University	1:06.21	1:01.84
		28.47 (15.22) 44.84 (16.37)	1:01.84 (17.00)	
66 Mary Flavin r:+0.71 28.60	FR	Duquesne University	1:04.18	1:02.18
		1:02.18 (33.58)		
67 Jacqi Rocque r:+0.86 29.20		St. Francis Univeristy	1:05.00	1:02.20
		1:02.20 (33.00)		
68 Paige Bacigal r:+0.71 28.78		St. Francis Univeristy	1:04.13	1:02.75
		1:02.75 (33.97)		
69 Madison Lichtig r:+0.78 13.77	FR	University of North Florida	1:06.35	1:03.34
		29.41 (15.64) 46.33 (16.92)	1:03.34 (17.01)	
70 Brianna Ogonowski r:+0.68 13.53	FR	Duquesne University	1:05.90	1:04.87
		29.35 (15.82) 47.03 (17.68)	1:04.87 (17.84)	
71 Halle O'Neal r:+0.76 13.23		St. Francis Univeristy	1:06.72	1:05.82
		28.72 (15.49) 46.11 (17.39)	1:05.82 (19.71)	
72 Brittany Heckler r:+0.78 16.35		St. Francis Univeristy	1:27.49	1:24.95
		36.17 (19.82) 59.47 (23.30)	1:24.95 (25.48)	



## TYR '85 Invite - 11/22/2019 to 11/24/2019

@LUSwimDive

#RiseWithUs

## Results

## Event 9 Women 400 Yard IM

Liberty: 4:15.06 ! 2/22/2019 G. Pitto  
 4:10.00 \$ 2019 NC Invited  
 4:17.30 @ NCAA B

LIBU

Name	Yr	School	Prelim Time	Finals Time
<b>A - Final</b>				
1 Kelly Huffer	SO	U.S. Naval Academy	4:25.13	4:23.24
r:+0.68 26.32	56.90 (30.58)	1:30.10 (33.20)	2:03.23 (33.13)	
2:41.74 (38.51)	3:21.82 (40.08)	3:52.97 (31.15)	4:23.24 (30.27)	
2 Emma Brinton	JR	Duquesne University	4:26.38	4:24.17
r:+0.72 28.55	1:01.26 (32.71)	1:34.83 (33.57)	2:07.62 (32.79)	
2:45.28 (37.66)	3:24.04 (38.76)	3:54.94 (30.90)	4:24.17 (29.23)	
3 Emma Menzer	FR	Duquesne University	4:26.03	4:24.84
r:+0.71 28.08	1:00.86 (32.78)	1:34.89 (34.03)	2:08.30 (33.41)	
2:45.72 (37.42)	3:24.18 (38.46)	3:55.17 (30.99)	4:24.84 (29.67)	
4 Lizzy Colwell	SO	Vanderbilt University	4:29.60	4:25.37
r:+0.64 27.62	1:00.08 (32.46)	1:35.30 (35.22)	2:10.46 (35.16)	
2:47.02 (36.56)	3:24.64 (37.62)	3:55.44 (30.80)	4:25.37 (29.93)	
5 Alix Roy	FR	Vanderbilt University	4:31.07	4:27.10
r:+0.78 28.73	1:01.24 (32.51)	1:35.60 (34.36)	2:09.44 (33.84)	
2:47.13 (37.69)	3:26.60 (39.47)	3:57.12 (30.52)	4:27.10 (29.98)	
6 Mikayla Herich	SR	Liberty University	4:31.46	4:32.89
r:+0.82 28.45	1:01.03 (32.58)	1:36.29 (35.26)	2:10.39 (34.10)	
2:48.73 (38.34)	3:28.16 (39.43)	4:01.18 (33.02)	4:32.89 (31.71)	
7 Mckenna Resconich	SR	U.S. Naval Academy	4:32.36	4:33.29
r:+0.63 27.46	1:00.20 (32.74)	1:34.70 (34.50)	2:09.51 (34.81)	
2:48.88 (39.37)	3:29.49 (40.61)	4:01.92 (32.43)	4:33.29 (31.37)	
8 Makenzie Blaakman	SO	University of North Florida	4:32.45	4:33.59
r:+0.82 28.34	1:00.51 (32.17)	1:36.97 (36.46)	2:12.34 (35.37)	
2:51.78 (39.44)	3:31.41 (39.63)	4:03.31 (31.90)	4:33.59 (30.28)	
9 Lindsey Gordon	JR	Vanderbilt University	4:34.04	4:37.14
r:+0.68 28.88	1:02.41 (33.53)	1:39.42 (37.01)	2:15.15 (35.73)	
2:53.26 (38.11)	3:32.02 (38.76)	4:05.22 (33.20)	4:37.14 (31.92)	
<b>B - Final</b>				
10 Hannah Lagod	SR	James Madison University	4:37.64	4:26.01
r:+0.70 28.42	1:00.09 (31.67)	1:35.30 (35.21)	2:10.01 (34.71)	
2:46.81 (36.80)	3:24.64 (37.83)	3:55.59 (30.95)	4:26.01 (30.42)	
11 Karilyn Quon		St. Francis Univeristy	4:38.57	4:30.31
r:+0.68 28.11	1:00.52 (32.41)	1:34.22 (33.70)	2:08.32 (34.10)	
2:48.25 (39.93)	3:28.39 (40.14)	3:59.98 (31.59)	4:30.31 (30.33)	
12 Lara Hernandez-Tome	JR	Vanderbilt University	4:34.85	4:31.83
r:+0.66 29.31	1:01.77 (32.46)	1:36.39 (34.62)	2:10.35 (33.96)	
2:51.32 (40.97)	3:31.86 (40.54)	4:02.46 (30.60)	4:31.83 (29.37)	



## TYR '85 Invite - 11/22/2019 to 11/24/2019

@LUSwimDive

#RiseWithUs

## Results

## B - Final ... (Event 9 Women 400 Yard IM)

Name	Yr	School	Prelim Time	Finals Time
13 Maggie Whitman	SO	Campbell University	4:34.89	4:34.60
r:+0.76 29.24	1:01.49 (32.25)	1:36.72 (35.23)	2:10.65 (33.93)	
2:51.67 (41.02)	3:33.70 (42.03)	4:04.33 (30.63)	4:34.60 (30.27)	
14 Meaghan Doyle	FR	Duquesne University	4:34.42	4:34.98
r:+0.77 28.95	1:03.08 (34.13)	1:36.78 (33.70)	2:11.11 (34.33)	
2:51.60 (40.49)	3:33.44 (41.84)	4:04.28 (30.84)	4:34.98 (30.70)	
15 Julianna Jones	JR	James Madison University	4:36.80	4:35.70
r:+0.68 29.43	1:02.06 (32.63)	1:39.12 (37.06)	2:14.41 (35.29)	
2:54.23 (39.82)	3:34.09 (39.86)	4:05.46 (31.37)	4:35.70 (30.24)	
16 Ally Schillinger	SR	University of North Florida	4:37.24	4:36.03
r:+0.74 29.22	1:02.10 (32.88)	1:37.20 (35.10)	2:11.66 (34.46)	
2:53.16 (41.50)	3:34.46 (41.30)	4:06.07 (31.61)	4:36.03 (29.96)	
17 Erin McCullagh	JR	U.S. Naval Academy	4:36.72	4:37.23
r:+0.73 28.08	1:00.82 (32.74)	1:35.41 (34.59)	2:09.11 (33.70)	
2:51.46 (42.35)	3:33.82 (42.36)	4:05.82 (32.00)	4:37.23 (31.41)	
18 Mary Grace Greco	FR	Campbell University	4:35.51	4:41.15
r:+0.73 29.03	1:02.72 (33.69)	1:39.36 (36.64)	2:15.79 (36.43)	
2:55.63 (39.84)	3:36.71 (41.08)	4:09.35 (32.64)	4:41.15 (31.80)	

## C - Final

19 Bailey Butler	JR	James Madison University	4:40.74	4:31.64
r:+0.84 29.18	1:01.66 (32.48)	1:36.83 (35.17)	2:11.83 (35.00)	
2:51.99 (40.16)	3:32.53 (40.54)	4:02.39 (29.86)	4:31.64 (29.25)	
20 Angelica Di Marzio	SR	Marshall University	4:40.10	4:37.45
r:+0.76 29.75	1:03.66 (33.91)	1:39.41 (35.75)	2:14.08 (34.67)	
2:54.51 (40.43)	3:35.39 (40.88)	4:06.88 (31.49)	4:37.45 (30.57)	
21 Amanda Charleston	SO	Campbell University	4:43.97	4:38.09
r:+0.78 29.10	1:02.48 (33.38)	1:38.74 (36.26)	2:13.55 (34.81)	
2:53.14 (39.59)	3:32.72 (39.58)	4:05.55 (32.83)	4:38.09 (32.54)	
22 Shauna Abair		St. Francis Univeristy	4:44.54	4:38.87
r:+0.81 28.84	1:02.17 (33.33)	1:40.02 (37.85)	2:16.52 (36.50)	
2:56.40 (39.88)	3:36.48 (40.08)	4:07.99 (31.51)	4:38.87 (30.88)	
23 Elizabeth Sparacino	FR	Campbell University	4:41.51	4:40.68
r:+0.73 29.05	1:02.89 (33.84)	1:39.55 (36.66)	2:15.30 (35.75)	
2:55.30 (40.00)	3:36.06 (40.76)	4:08.86 (32.80)	4:40.68 (31.82)	
24 Chloe Rippey	SO	Liberty University	4:44.65	4:42.93
r:+0.66 29.89	1:03.75 (33.86)	1:41.54 (37.79)	2:18.33 (36.79)	
2:56.92 (38.59)	3:36.43 (39.51)	4:10.28 (33.85)	4:42.93 (32.65)	
25 Alyssa Nagle	FR	U.S. Naval Academy	4:43.57	4:44.05
r:+0.63 28.00	1:00.87 (32.87)	1:36.35 (35.48)	2:12.70 (36.35)	
2:54.90 (42.20)	3:37.54 (42.64)	4:11.39 (33.85)	4:44.05 (32.66)	



## TYR '85 Invite - 11/22/2019 to 11/24/2019

@LUSwimDive

#RiseWithUs

## Results

## C - Final ... (Event 9 Women 400 Yard IM)

Name	Yr	School	Prelim Time	Finals Time
26 Sydney Sheppard	SO	University of North Florida	4:41.37	4:44.20
r:+0.72 28.56	1:01.44 (32.88)	1:36.70 (35.26)	2:12.22 (35.52)	
2:53.73 (41.51)	3:36.36 (42.63)	4:10.24 (33.88)	4:44.20 (33.96)	

## D - Final

28 Lizzy Bason		St. Francis Univeristy	4:49.06	4:35.86
r:+0.72 29.13	1:02.31 (33.18)	1:37.65 (35.34)	2:12.78 (35.13)	
2:52.81 (40.03)	3:32.56 (39.75)	4:04.96 (32.40)	4:35.86 (30.90)	
29 Kiah Francis	JR	Liberty University	4:46.53	4:39.03
r:+0.67 29.58	1:03.37 (33.79)	1:38.41 (35.04)	2:13.30 (34.89)	
2:53.23 (39.93)	3:34.29 (41.06)	4:07.10 (32.81)	4:39.03 (31.93)	
30 Sarah Joram	JR	University of North Florida	4:49.40	4:39.82
r:+0.72 28.86	1:01.95 (33.09)	1:38.51 (36.56)	2:14.43 (35.92)	
2:53.95 (39.52)	3:35.21 (41.26)	4:08.04 (32.83)	4:39.82 (31.78)	
31 Krysta Weik		St. Francis Univeristy	4:50.61	4:40.67
r:+0.66 29.60	1:04.41 (34.81)	1:39.72 (35.31)	2:15.00 (35.28)	
2:54.62 (39.62)	3:35.04 (40.42)	4:08.54 (33.50)	4:40.67 (32.13)	
32 Cara Martin	JR	Marshall University	4:45.17	4:41.07
r:+0.71 29.81	1:03.73 (33.92)	1:38.61 (34.88)	2:13.65 (35.04)	
2:54.82 (41.17)	3:36.93 (42.11)	4:09.50 (32.57)	4:41.07 (31.57)	
33 Maria McGovern	FR	Marshall University	4:47.47	4:41.88
r:+0.76 30.14	1:04.40 (34.26)	1:41.22 (36.82)	2:17.25 (36.03)	
2:57.54 (40.29)	3:38.53 (40.99)	4:10.81 (32.28)	4:41.88 (31.07)	
34 Lauren Soleo	SO	James Madison University	4:58.02	4:46.18
r:+0.82 30.37	1:04.36 (33.99)	1:41.16 (36.80)	2:16.10 (34.94)	
3:00.09 (43.99)	3:44.53 (44.44)	4:15.72 (31.19)	4:46.18 (30.46)	

## Event 9 Women 400 Yard IM

Liberty: 4:15.06 ! 2/22/2019 G. Pitto

LIBU

4:10.00 \$ 2019 NC Invited

4:17.30 @ NCAA B

Name	Yr	School	Seed Time	Prelim Time
<b>Preliminaries</b>				
1 Kelly Huffer	SO	U.S. Naval Academy	4:34.65	4:25.13 q
r:+0.64 26.56	57.24 (30.68)	1:31.38 (34.14)	2:05.48 (34.10)	
2:44.61 (39.13)	3:24.29 (39.68)	3:54.92 (30.63)	4:25.13 (30.21)	
2 Emma Menzer	FR	Duquesne University	4:30.51	4:26.03 q
r:+0.74 28.26	1:00.51 (32.25)	1:34.31 (33.80)	2:07.45 (33.14)	
2:44.63 (37.18)	3:23.56 (38.93)	3:55.59 (32.03)	4:26.03 (30.44)	
3 Emma Brinton	JR	Duquesne University	4:30.65	4:26.38 q
r:+0.71 28.57	1:01.15 (32.58)	1:35.40 (34.25)	2:07.98 (32.58)	
2:46.06 (38.08)	3:24.61 (38.55)	3:56.20 (31.59)	4:26.38 (30.18)	



## TYR '85 Invite - 11/22/2019 to 11/24/2019


@LUSwimDive

#RiseWithUs

## Results

## Preliminaries ... (Event 9 Women 400 Yard IM)

Name	Yr	School	Seed Time	Prelim Time	
4 Lizzy Colwell	SO	Vanderbilt University	4:28.49	4:29.60	q
r:+0.62 28.39	1:01.40 (33.01)	1:37.85 (36.45)	2:13.14 (35.29)		
2:49.76 (36.62)	3:27.80 (38.04)	3:59.22 (31.42)	4:29.60 (30.38)		
5 Alix Roy	FR	Vanderbilt University	4:26.03	4:31.07	q
r:+0.77 28.80	1:01.80 (33.00)	1:36.87 (35.07)	2:10.79 (33.92)		
2:50.12 (39.33)	3:29.48 (39.36)	4:00.69 (31.21)	4:31.07 (30.38)		
6 Mikayla Herich	SR	Liberty University	NT	4:31.46	q
r:+0.82 28.62	1:01.41 (32.79)	1:36.63 (35.22)	2:10.70 (34.07)		
2:49.23 (38.53)	3:28.57 (39.34)	4:00.79 (32.22)	4:31.46 (30.67)		
7 Mckenna Resconich	SR	U.S. Naval Academy	4:36.73	4:32.36	q
r:+0.65 27.85	1:00.84 (32.99)	1:35.30 (34.46)	2:09.75 (34.45)		
2:48.88 (39.13)	3:28.38 (39.50)	4:00.88 (32.50)	4:32.36 (31.48)		
8 Makenzie Blaakman	SO	University of North Florida	4:42.75	4:32.45	q
r:+0.82 28.56	1:00.84 (32.28)	1:36.56 (35.72)	2:11.32 (34.76)		
2:50.68 (39.36)	3:30.40 (39.72)	4:02.11 (31.71)	4:32.45 (30.34)		
9 Lindsey Gordon	JR	Vanderbilt University	4:36.28	4:34.04	q
r:+0.73 28.93	1:02.50 (33.57)	1:39.04 (36.54)	2:14.13 (35.09)		
2:51.86 (37.73)	3:30.73 (38.87)	4:03.36 (32.63)	4:34.04 (30.68)		
10 Meaghan Doyle	FR	Duquesne University	4:44.76	4:34.42	q
r:+0.79 29.53	1:04.11 (34.58)	1:37.56 (33.45)	2:11.40 (33.84)		
2:51.67 (40.27)	3:33.14 (41.47)	4:04.46 (31.32)	4:34.42 (29.96)		
11 Lara Hernandez-Tome	JR	Vanderbilt University	4:35.63	4:34.85	q
r:+0.78 29.72	1:02.53 (32.81)	1:37.51 (34.98)	2:11.44 (33.93)		
2:52.88 (41.44)	3:34.44 (41.56)	4:05.39 (30.95)	4:34.85 (29.46)		
12 Maggie Whitman	SO	Campbell University	4:42.57	4:34.89	q
r:+0.77 29.19	1:01.29 (32.10)	1:36.07 (34.78)	2:09.91 (33.84)		
2:51.32 (41.41)	3:33.00 (41.68)	4:04.03 (31.03)	4:34.89 (30.86)		
13 Mary Grace Greco	FR	Campbell University	4:42.43	4:35.51	q
r:+0.70 29.36	1:03.10 (33.74)	1:39.84 (36.74)	2:15.32 (35.48)		
2:54.77 (39.45)	3:34.47 (39.70)	4:05.52 (31.05)	4:35.51 (29.99)		
14 Erin McCullagh	JR	U.S. Naval Academy	4:39.51	4:36.72	q
r:+0.73 28.71	1:01.31 (32.60)	1:35.74 (34.43)	2:09.26 (33.52)		
2:51.35 (42.09)	3:33.50 (42.15)	4:06.00 (32.50)	4:36.72 (30.72)		
15 Julianna Jones	JR	James Madison University	4:36.62	4:36.80	q
r:+0.69 30.31	1:03.65 (33.34)	1:40.79 (37.14)	2:15.75 (34.96)		
2:56.06 (40.31)	3:35.54 (39.48)	4:06.78 (31.24)	4:36.80 (30.02)		
16 Ally Schillinger	SR	University of North Florida	NT	4:37.24	q
r:+0.73 29.50	1:02.75 (33.25)	1:37.74 (34.99)	2:11.99 (34.25)		
2:53.85 (41.86)	3:35.57 (41.72)	4:07.03 (31.46)	4:37.24 (30.21)		



## TYR '85 Invite - 11/22/2019 to 11/24/2019

@LUSwimDive

#RiseWithUs

## Results

## Preliminaries ... (Event 9 Women 400 Yard IM)

Name	Yr	School	Seed Time	Prelim Time	
17 Hannah Lagod	SR	James Madison University	4:33.88	4:37.64	q
r:+0.70 29.09		1:02.28 (33.19) 1:40.40 (38.12)	2:17.23 (36.83)		
2:54.90 (37.67)		3:34.24 (39.34) 4:06.28 (32.04)	4:37.64 (31.36)		
18 Karilyn Quon		St. Francis Univeristy	4:38.05	4:38.57	q
r:+0.68 28.52		1:01.54 (33.02) 1:35.36 (33.82)	2:09.72 (34.36)		
2:51.05 (41.33)		3:32.95 (41.90) 4:06.34 (33.39)	4:38.57 (32.23)		
19 Angelica Di Marzio	SR	Marshall University	4:48.39	4:40.10	q
r:+0.76 29.70		1:03.45 (33.75) 1:39.18 (35.73)	2:14.40 (35.22)		
2:54.56 (40.16)		3:35.77 (41.21) 4:08.55 (32.78)	4:40.10 (31.55)		
20 Bailey Butler	JR	James Madison University	4:39.14	4:40.74	q
r:+0.84 30.64		1:04.38 (33.74) 1:40.83 (36.45)	2:16.80 (35.97)		
2:59.05 (42.25)		3:40.97 (41.92) 4:11.11 (30.14)	4:40.74 (29.63)		
21 Sydney Sheppard	SO	University of North Florida	4:55.43	4:41.37	q
r:+0.71 28.57		1:01.13 (32.56) 1:36.84 (35.71)	2:11.96 (35.12)		
2:53.11 (41.15)		3:34.93 (41.82) 4:08.11 (33.18)	4:41.37 (33.26)		
22 Elizabeth Sparacino	FR	Campbell University	4:49.67	4:41.51	q
r:+0.74 29.21		1:03.26 (34.05) 1:39.75 (36.49)	2:14.88 (35.13)		
2:54.73 (39.85)		3:35.81 (41.08) 4:09.19 (33.38)	4:41.51 (32.32)		
23 Ana Lesho	FR	U.S. Naval Academy	4:36.21	4:41.79	q
r:+0.74 30.15		1:04.41 (34.26) 1:42.20 (37.79)	2:18.79 (36.59)		
2:58.52 (39.73)		3:38.49 (39.97) 4:10.73 (32.24)	4:41.79 (31.06)		
24 Alyssa Nagle	FR	U.S. Naval Academy	4:50.12	4:43.57	q
r:+0.66 29.43		1:02.87 (33.44) 1:38.80 (35.93)	2:15.97 (37.17)		
2:58.00 (42.03)		3:40.19 (42.19) 4:12.15 (31.96)	4:43.57 (31.42)		
25 Amanda Charleston	SO	Campbell University	4:51.44	4:43.97	q
r:+0.72 29.02		1:02.90 (33.88) 1:40.62 (37.72)	2:17.07 (36.45)		
2:57.52 (40.45)		3:38.09 (40.57) 4:11.39 (33.30)	4:43.97 (32.58)		
26 Shauna Abair		St. Francis Univeristy	4:43.97	4:44.54	q
r:+0.81 29.61		1:03.28 (33.67) 1:41.32 (38.04)	2:18.20 (36.88)		
2:58.68 (40.48)		3:39.40 (40.72) 4:12.65 (33.25)	4:44.54 (31.89)		
27 Chloe Rippey	SO	Liberty University	4:41.16	4:44.65	q
r:+0.66 30.34		1:04.62 (34.28) 1:42.14 (37.52)	2:18.88 (36.74)		
2:58.10 (39.22)		3:37.33 (39.23) 4:11.53 (34.20)	4:44.65 (33.12)		
28 Cara Martin	JR	Marshall University	4:46.02	4:45.17	q
r:+0.72 30.38		1:04.89 (34.51) 1:41.26 (36.37)	2:17.08 (35.82)		
2:58.07 (40.99)		3:40.05 (41.98) 4:13.05 (33.00)	4:45.17 (32.12)		
29 Kiah Francis	JR	Liberty University	4:42.73	4:46.53	q
r:+0.69 31.30		1:06.72 (35.42) 1:43.50 (36.78)	2:19.48 (35.98)		
3:00.09 (40.61)		3:41.75 (41.66) 4:15.00 (33.25)	4:46.53 (31.53)		



## TYR '85 Invite - 11/22/2019 to 11/24/2019

@LUSwimDive

#RiseWithUs

## Results

## Preliminaries ... (Event 9 Women 400 Yard IM)

Name	Yr	School	Seed Time	Prelim Time	
30 Maria McGovern	FR	Marshall University	4:52.92	4:47.47	q
r:+0.75 30.01		1:04.12 (34.11) 1:42.21 (38.09)	2:19.35 (37.14)		
3:00.36 (41.01)		3:42.42 (42.06) 4:15.94 (33.52)	4:47.47 (31.53)		
31 Lizzy Bason		St. Francis Univeristy	4:55.00	4:49.06	q
r:+0.73 30.28		1:04.77 (34.49) 1:42.68 (37.91)	2:19.10 (36.42)		
3:01.41 (42.31)		3:42.80 (41.39) 4:16.66 (33.86)	4:49.06 (32.40)		
32 Sarah Joram	JR	University of North Florida	4:49.25	4:49.40	q
r:+0.73 29.27		1:02.78 (33.51) 1:41.15 (38.37)	2:19.22 (38.07)		
2:59.84 (40.62)		3:40.62 (40.78) 4:15.44 (34.82)	4:49.40 (33.96)		
33 Krysta Weik		St. Francis Univeristy	4:50.00	4:50.61	q
r:+0.71 30.25		1:06.24 (35.99) 1:42.96 (36.72)	2:18.80 (35.84)		
3:00.34 (41.54)		3:42.66 (42.32) 4:17.20 (34.54)	4:50.61 (33.41)		
34 Lauren Soleo	SO	James Madison University	4:54.90	4:58.02	q
r:+0.84 31.73		1:07.44 (35.71) 1:45.08 (37.64)	2:21.45 (36.37)		
3:06.57 (45.12)		3:52.84 (46.27) 4:25.41 (32.57)	4:58.02 (32.61)		

## Event 10 Women 200 Yard Freestyle

Liberty: 1:46.55 ! 2/14/2018 H. Baker

LIBU

1:45.12 \$ 2019 NC Invited

1:47.12 @ NCAA B

Name	Yr	School	Prelim Time	Finals Time
<b>A - Final</b>				
1 Martina Thomas	SO	U.S. Naval Academy	1:49.53	1:47.98
r:+0.73 24.93		52.16 (27.23) 1:20.00 (27.84)	1:47.98 (27.98)	
2 Erin Scudder	SR	U.S. Naval Academy	1:49.26	1:50.04
r:+0.67 25.33		52.66 (27.33) 1:20.91 (28.25)	1:50.04 (29.13)	
3 Ali Kozlina	JR	U.S. Naval Academy	1:51.48	1:50.73
r:+0.70 25.50		53.57 (28.07) 1:22.35 (28.78)	1:50.73 (28.38)	
4 Carson Gross	SR	Duquesne University	1:52.14	1:50.74
r:+0.75 26.21		54.15 (27.94) 1:22.37 (28.22)	1:50.74 (28.37)	
5 Lauren Devorace	SR	Duquesne University	1:52.23	1:51.92
r:+0.75 26.24		54.47 (28.23) 1:23.11 (28.64)	1:51.92 (28.81)	
6 Hanna Everhart	SO	Duquesne University	1:52.16	1:52.53
r:+0.80 26.30		55.01 (28.71) 1:23.81 (28.80)	1:52.53 (28.72)	
7 Camryn Greenleaf	JR	University of North Florida	1:52.25	1:52.91
r:+0.75 25.85		54.24 (28.39) 1:23.90 (29.66)	1:52.91 (29.01)	
8 Annie Sanchez	SO	Campbell University	1:51.13	1:57.32
r:+0.71 26.54		56.25 (29.71) 1:26.98 (30.73)	1:57.32 (30.34)	
9 Colleen Renshaw	FR	Campbell University	1:52.35	2:00.11
r:+0.71 27.30		57.75 (30.45) 1:28.72 (30.97)	2:00.11 (31.39)	





## TYR '85 Invite - 11/22/2019 to 11/24/2019

@LUSwimDive

#RiseWithUs

## Results

**B - Final ... (Event 10 Women 200 Yard Freestyle)**

	Name	Yr	School	Prelim Time	Finals Time
<b>B - Final</b>					
10	Karen Siddoway	FR	James Madison University	1:52.56	1:50.59
	r:+0.80 25.62		53.32 (27.70) 1:21.92 (28.60)	1:50.59 (28.67)	
11	Laura Spratling	JR	U.S. Naval Academy	1:52.38	1:50.99
	r:+0.59 25.94		54.29 (28.35) 1:22.52 (28.23)	1:50.99 (28.47)	
12	Darby Coles	JR	Marshall University	1:52.41	1:51.15
	r:+0.75 25.51		53.52 (28.01) 1:22.16 (28.64)	1:51.15 (28.99)	
13	Morgan Whaley	SO	James Madison University	1:52.84	1:51.43
	r:+0.75 26.74		55.25 (28.51) 1:23.21 (27.96)	1:51.43 (28.22)	
14	Sara Vianco	SO	U.S. Naval Academy	1:52.41	1:51.53
	r:+0.77 25.55		53.41 (27.86) 1:22.35 (28.94)	1:51.53 (29.18)	
15	Eva Suggs	FR	Liberty University	1:53.34	1:52.43
	r:+0.80 26.63		54.97 (28.34) 1:23.96 (28.99)	1:52.43 (28.47)	
16	Sarah Sorensen	SO	U.S. Naval Academy	1:53.55	1:53.65
	r:+0.74 26.21		54.64 (28.43) 1:23.71 (29.07)	1:53.65 (29.94)	
17	Emma Hazel	SO	Liberty University	1:53.38	1:53.70
	r:+0.70 26.54		55.00 (28.46) 1:24.38 (29.38)	1:53.70 (29.32)	
18	Regan Raines	SO	Marshall University	1:53.13	1:54.53
	r:+0.74 26.32		54.82 (28.50) 1:24.55 (29.73)	1:54.53 (29.98)	
<b>C - Final</b>					
19	Jillian Santiago	SO	James Madison University	1:53.62	1:52.43
	r:+0.74 26.62		54.99 (28.37) 1:23.71 (28.72)	1:52.43 (28.72)	
20	Cam Nguyen		St. Francis Univeristy	1:53.84	1:53.16
	r:+0.66 26.43		54.97 (28.54) 1:24.16 (29.19)	1:53.16 (29.00)	
21	Heather Svitavsky	SR	Duquesne University	1:54.08	1:53.29
	r:+0.68 26.93		55.48 (28.55) 1:24.28 (28.80)	1:53.29 (29.01)	
22	Krislyn Porter	SO	Vanderbilt University	1:54.10	1:53.50
	r:+0.76 26.61		55.39 (28.78) 1:24.60 (29.21)	1:53.50 (28.90)	
23	Summer Svitavsky	SR	Duquesne University	1:54.46	1:53.75
	r:+0.75 26.72		55.24 (28.52) 1:24.36 (29.12)	1:53.75 (29.39)	
*24	Alexis Wilhoit	FR	Marshall University	1:54.52	1:53.81
	r:+0.69 26.67		55.48 (28.81) 1:24.23 (28.75)	1:53.81 (29.58)	
*24	Abby Burke	SO	Vanderbilt University	1:54.34	1:53.81
	r:+0.67 26.89		55.72 (28.83) 1:24.98 (29.26)	1:53.81 (28.83)	
26	Emily Manly	JR	Liberty University	1:54.72	1:54.76
	r:+0.75 26.91		56.04 (29.13) 1:25.52 (29.48)	1:54.76 (29.24)	
27	Namilla Sanchez	SR	Vanderbilt University	1:54.86	1:55.14
	r:+0.75 26.78		55.98 (29.20) 1:25.61 (29.63)	1:55.14 (29.53)	
<b>D - Final</b>					
28	Allison Bauer	FR	Vanderbilt University	1:55.68	1:52.69
	r:+0.70 26.10		54.43 (28.33) 1:23.54 (29.11)	1:52.69 (29.15)	



## TYR '85 Invite - 11/22/2019 to 11/24/2019

@LUSwimDive

#RiseWithUs

## Results

## D - Final ... (Event 10 Women 200 Yard Freestyle)

Name	Yr	School	Prelim Time	Finals Time
29 Sidney Whitfield	SO	James Madison University	1:55.53	1:54.04
r:+0.67 26.42	55.22 (28.80)	1:24.71 (29.49)	1:54.04 (29.33)	
30 Mary-Kate Wichalonis	FR	University of North Florida	1:56.22	1:54.98
r:+0.69 26.92	55.89 (28.97)	1:25.35 (29.46)	1:54.98 (29.63)	
31 Neringa Cerniauskaite	SO	Campbell University	1:56.10	1:54.99
r:+0.67 25.99	54.57 (28.58)	1:24.36 (29.79)	1:54.99 (30.63)	
32 Cagla Brennan	JR	U.S. Naval Academy	1:55.76	1:55.05
r:+0.80 26.54	55.34 (28.80)	1:25.03 (29.69)	1:55.05 (30.02)	
33 Lindsay Tanner	JR	U.S. Naval Academy	1:55.85	1:55.61
r:+0.67 26.44	55.50 (29.06)	1:25.47 (29.97)	1:55.61 (30.14)	
34 Hannah Baker	SR	Liberty University	1:56.33	1:56.46
r:+0.71 26.09	55.39 (29.30)	1:25.90 (30.51)	1:56.46 (30.56)	
35 Sophie Halper	SR	Vanderbilt University	1:55.88	1:56.95
r:+0.75 26.86	55.94 (29.08)	1:26.75 (30.81)	1:56.95 (30.20)	
36 Kacey Hauck	SR	Campbell University	1:56.43	1:57.41
r:+0.69 27.38	56.99 (29.61)	1:27.28 (30.29)	1:57.41 (30.13)	

## Event 10 Women 200 Yard Freestyle


Liberty: 1:46.55 ! 2/14/2018 H. Baker

LIBU

1:45.12 \$ 2019 NC Invited

1:47.12 @ NCAA B

Name	Yr	School	Seed Time	Prelim Time
<b>Preliminaries</b>				
1 Erin Scudder	SR	U.S. Naval Academy	1:51.11	1:49.26 q
r:+0.68 25.33	52.87 (27.54)	1:20.82 (27.95)	1:49.26 (28.44)	
2 Martina Thomas	SO	U.S. Naval Academy	1:50.40	1:49.53 q
r:+0.72 25.27	53.03 (27.76)	1:21.31 (28.28)	1:49.53 (28.22)	
3 Annie Sanchez	SO	Campbell University	1:51.79	1:51.13 q
r:+0.71 25.84	54.03 (28.19)	1:22.58 (28.55)	1:51.13 (28.55)	
4 Elly Deas	FR	U.S. Naval Academy	1:53.65	1:51.27 q
r:+0.70 26.05	54.28 (28.23)	1:22.67 (28.39)	1:51.27 (28.60)	
5 Ali Kozlina	JR	U.S. Naval Academy	1:53.82	1:51.48 q
r:+0.72 25.67	53.70 (28.03)	1:22.72 (29.02)	1:51.48 (28.76)	
6 Carson Gross	SR	Duquesne University	1:55.19	1:52.14 q
r:+0.80 26.82	55.30 (28.48)	1:23.77 (28.47)	1:52.14 (28.37)	
7 Hanna Everhart	SO	Duquesne University	1:58.95	1:52.16 q
r:+0.86 25.86	54.00 (28.14)	1:22.96 (28.96)	1:52.16 (29.20)	
8 Lauren Devorace	SR	Duquesne University	1:54.42	1:52.23 q
r:+0.75 26.25	54.52 (28.27)	1:23.49 (28.97)	1:52.23 (28.74)	
9 Camryn Greenleaf	JR	University of North Florida	NT	1:52.25 q
r:+0.76 26.03	54.36 (28.33)	1:23.33 (28.97)	1:52.25 (28.92)	



## TYR '85 Invite - 11/22/2019 to 11/24/2019

@LUSwimDive

#RiseWithUs

## Results

## Preliminaries ... (Event 10 Women 200 Yard Freestyle)

Name	Yr	School	Seed Time	Prelim Time	
10 Colleen Renshaw	FR	Campbell University	1:59.08	1:52.35	q
r:+0.70 25.64		54.36 (28.72) 1:23.04 (28.68)	1:52.35 (29.31)		
11 Laura Spratling	JR	U.S. Naval Academy	1:55.28	1:52.38	q
r:+0.62 26.42		55.22 (28.80) 1:23.81 (28.59)	1:52.38 (28.57)		
*12 Sara Vianco	SO	U.S. Naval Academy	1:58.47	1:52.41	q
r:+0.80 26.05		54.39 (28.34) 1:23.64 (29.25)	1:52.41 (28.77)		
*12 Darby Coles	JR	Marshall University	1:56.35	1:52.41	q
r:+0.74 25.83		54.01 (28.18) 1:23.09 (29.08)	1:52.41 (29.32)		
14 Karen Siddoway	FR	James Madison University	1:54.13	1:52.56	q
r:+0.81 26.39		54.71 (28.32) 1:23.53 (28.82)	1:52.56 (29.03)		
15 Madi Milbert	SO	U.S. Naval Academy	1:55.89	1:52.57	q
r:+0.75 26.24		54.59 (28.35) 1:23.41 (28.82)	1:52.57 (29.16)		
16 Morgan Whaley	SO	James Madison University	NT	1:52.84	q
r:+0.68 27.41		56.29 (28.88) 1:24.18 (27.89)	1:52.84 (28.66)		
17 Regan Raines	SO	Marshall University	1:56.24	1:53.13	q
r:+0.70 26.50		54.72 (28.22) 1:23.98 (29.26)	1:53.13 (29.15)		
18 Eva Suggs	FR	Liberty University	1:51.00	1:53.34	q
r:+0.78 27.00		55.76 (28.76) 1:24.73 (28.97)	1:53.34 (28.61)		
19 Emma Hazel	SO	Liberty University	1:52.60	1:53.38	q
r:+0.71 26.83		55.36 (28.53) 1:24.42 (29.06)	1:53.38 (28.96)		
20 Sarah Sorensen	SO	U.S. Naval Academy	1:53.88	1:53.55	q
r:+0.73 25.52		53.90 (28.38) 1:23.33 (29.43)	1:53.55 (30.22)		
21 Jillian Santiago	SO	James Madison University	1:53.72	1:53.62	q
r:+0.72 27.07		55.96 (28.89) 1:24.87 (28.91)	1:53.62 (28.75)		
22 Cam Nguyen		St. Francis Univeristy	1:58.88	1:53.84	q
r:+0.70 26.59		55.39 (28.80) 1:24.87 (29.48)	1:53.84 (28.97)		
23 Heather Svitavsky	SR	Duquesne University	1:57.00	1:54.08	q
r:+0.73 26.69		55.53 (28.84) 1:24.85 (29.32)	1:54.08 (29.23)		
24 Krislyn Porter	SO	Vanderbilt University	1:58.99	1:54.10	q
r:+0.77 26.66		55.43 (28.77) 1:24.93 (29.50)	1:54.10 (29.17)		
25 Amy Yunginger	SO	U.S. Naval Academy	1:56.00	1:54.14	q
r:+0.70 26.25		55.02 (28.77) 1:25.12 (30.10)	1:54.14 (29.02)		
26 Sarah Wilson	SR	Campbell University	1:55.78	1:54.25	q
r:+0.67 26.41		54.92 (28.51) 1:24.42 (29.50)	1:54.25 (29.83)		
27 Abby Burke	SO	Vanderbilt University	1:51.93	1:54.34	q
r:+0.70 26.83		55.61 (28.78) 1:25.18 (29.57)	1:54.34 (29.16)		
28 Summer Svitavsky	SR	Duquesne University	1:59.72	1:54.46	q
r:+0.77 26.55		55.25 (28.70) 1:24.81 (29.56)	1:54.46 (29.65)		
29 Alexis Wilhoit	FR	Marshall University	1:57.91	1:54.52	q
r:+0.70 26.20		54.95 (28.75) 1:24.15 (29.20)	1:54.52 (30.37)		



## TYR '85 Invite - 11/22/2019 to 11/24/2019


@LUSwimDive

#RiseWithUs

## Results

## Preliminaries ... (Event 10 Women 200 Yard Freestyle)

Name	Yr	School	Seed Time	Prelim Time	
30 Emily Manly	JR	Liberty University	1:53.56	1:54.72	q
r:+0.77 26.72	55.54 (28.82)	1:25.17 (29.63)	1:54.72 (29.55)		
31 Namilla Sanchez	SR	Vanderbilt University	1:54.01	1:54.86	q
r:+0.72 26.71	55.55 (28.84)	1:25.20 (29.65)	1:54.86 (29.66)		
32 Erica Losey	FR	Campbell University	1:57.45	1:55.00	q
r:+0.73 26.51	55.00 (28.49)	1:24.77 (29.77)	1:55.00 (30.23)		
33 Adriana Abruzzino	FR	Marshall University	1:59.71	1:55.05	q
r:+0.68 27.18	56.33 (29.15)	1:25.47 (29.14)	1:55.05 (29.58)		
34 Sidney Whitfield	SO	James Madison University	1:55.19	1:55.53	q
r:+0.70 27.03	56.26 (29.23)	1:25.82 (29.56)	1:55.53 (29.71)		
35 Allison Bauer	FR	Vanderbilt University	1:54.15	1:55.68	q
r:+0.71 26.35	55.33 (28.98)	1:25.28 (29.95)	1:55.68 (30.40)		
36 Cagla Brennan	JR	U.S. Naval Academy	1:58.08	1:55.76	q
r:+0.77 26.70	55.88 (29.18)	1:25.60 (29.72)	1:55.76 (30.16)		
37 Lindsay Tanner	JR	U.S. Naval Academy	1:56.93	1:55.85	
r:+0.71 26.09	55.16 (29.07)	1:25.53 (30.37)	1:55.85 (30.32)		
38 Sophie Halper	SR	Vanderbilt University	1:58.59	1:55.88	
r:+0.76 26.94	56.48 (29.54)	1:26.67 (30.19)	1:55.88 (29.21)		
39 Neringa Cerniauskaite	SO	Campbell University	1:59.17	1:56.10	
r:+0.71 26.10	54.82 (28.72)	1:24.71 (29.89)	1:56.10 (31.39)		
40 Mary-Kate Wichalonis	FR	University of North Florida	1:56.05	1:56.22	
r:+0.69 26.77	55.47 (28.70)	1:25.36 (29.89)	1:56.22 (30.86)		
41 Delaney Walz	SR	U.S. Naval Academy	1:56.21	1:56.28	
r:+0.67 26.92	56.02 (29.10)	1:26.37 (30.35)	1:56.28 (29.91)		
42 Hannah Baker	SR	Liberty University	1:54.72	1:56.33	
r:+0.72 26.20	55.45 (29.25)	1:25.63 (30.18)	1:56.33 (30.70)		
43 Kacey Hauck	SR	Campbell University	1:59.28	1:56.43	
r:+0.71 26.88	56.10 (29.22)	1:26.12 (30.02)	1:56.43 (30.31)		
44 Kaley Buchanan	JR	Vanderbilt University	NT	1:56.48	
r:+0.72 26.32	55.50 (29.18)	1:25.71 (30.21)	1:56.48 (30.77)		
45 Isabel Anbar	FR	James Madison University	1:56.49	1:56.58	
r:+0.76 27.74	57.23 (29.49)	1:27.18 (29.95)	1:56.58 (29.40)		
46 Mary Flavin	FR	Duquesne University	2:01.02	1:56.64	
r:+0.68 27.07	56.48 (29.41)	1:27.00 (30.52)	1:56.64 (29.64)		
47 Madison Floyd	JR	U.S. Naval Academy	1:58.61	1:56.80	
r:+0.76 26.37	55.62 (29.25)	1:25.89 (30.27)	1:56.80 (30.91)		
48 Kristie Darmody	SR	James Madison University	1:57.52	1:57.09	
r:+0.73 27.01	56.29 (29.28)	1:26.71 (30.42)	1:57.09 (30.38)		
49 Legrand Pound	SO	U.S. Naval Academy	1:57.15	1:57.19	
r:+0.72 26.14	55.07 (28.93)	1:25.90 (30.83)	1:57.19 (31.29)		



## TYR '85 Invite - 11/22/2019 to 11/24/2019

@LUSwimDive

#RiseWithUs

## Results

## Preliminaries ... (Event 10 Women 200 Yard Freestyle)

Name	Yr	School	Seed Time	Prelim Time
50 Ryan Showfety r:+0.75 26.81	SO	University of North Florida	1:58.19 1:57.25 (30.57)	1:57.25
51 Ema Balciute r:+0.71 27.34	SO	Campbell University	2:02.90 1:57.55 (30.09)	1:57.55
52 Hana Batt r:+0.69 27.99	SO	Vanderbilt University	2:03.99 1:57.97 (30.30)	1:57.97
53 Alix Roy r:+0.77 27.56	FR	Vanderbilt University	1:56.16 1:58.86 (30.37)	1:58.86
54 Brooke Ellis r:+0.70 28.35	JR	Vanderbilt University	NT 1:59.28 (30.00)	1:59.28
55 Sarah Trago r:+0.73 28.00	SO	University of North Florida	2:02.96 1:59.31 (30.05)	1:59.31
56 Zoey Wilson r:+0.68 26.44		St. Francis Univeristy	2:00.50 1:59.41 (32.32)	1:59.41
57 Morgan Hartley r:+0.73 27.93	SO	Campbell University	2:00.99 1:59.52 (30.47)	1:59.52
58 Hannah Thornton r:+0.69 27.63	FR	Duquesne University	2:02.48 1:59.78 (30.27)	1:59.78
59 Sarah Frantz r:+0.73 27.24	SR	University of North Florida	NT 1:59.82 (31.45)	1:59.82
60 Zoe Malphurs r:+0.80 27.51	JR	Campbell University	2:03.51 1:59.94 (31.43)	1:59.94
61 Carolyn Bolden r:+0.80 28.02	FR	Liberty University	1:58.70 2:00.20 (30.82)	2:00.20
62 Hannah Cordes r:+0.67 26.77	JR	University of North Florida	2:02.75 2:00.89 (33.02)	2:00.89
63 Madison Gupton r:+0.74 27.07	FR	University of North Florida	2:05.57 2:01.12 (32.21)	2:01.12
64 Arielle Arnett r:+0.77 28.25	JR	Liberty University	1:58.00 2:01.25 (31.20)	2:01.25
65 Chloe Clemens r:+0.70 27.80		St. Francis Univeristy	2:04.00 2:01.63 (31.63)	2:01.63
66 Lauren Shoemaker r:+0.76 28.29	FR	Campbell University	2:00.12 2:02.31 (31.52)	2:02.31
67 Claire Davis r:+0.73 27.52	FR	Campbell University	2:06.58 2:03.59 (33.27)	2:03.59
68 Jenna Hess r:+0.77 28.02	FR	University of North Florida	2:05.03 2:04.02 (32.46)	2:04.02
69 Julia Springer r:+0.70 29.29		St. Francis Univeristy	2:04.36 2:04.23 (31.87)	2:04.23



## TYR '85 Invite - 11/22/2019 to 11/24/2019

@LUSwimDive

#RiseWithUs

## Results

## Preliminaries ... (Event 10 Women 200 Yard Freestyle)

Name	Yr	School	Seed Time	Prelim Time
70 Meghan Albertelli		St. Francis Univeristy	2:08.00	2:04.92
r:+0.78 27.91		58.61 (30.70) 1:31.06 (32.45)	2:04.92 (33.86)	
71 Cassie Holstein		SO Duquesne University	NT	2:05.45
r:+0.77 28.94		1:00.55 (31.61) 1:32.98 (32.43)	2:05.45 (32.47)	
72 Catherine Moore		FR Campbell University	NT	2:06.53
r:+0.74 28.12		1:00.79 (32.67) 1:34.23 (33.44)	2:06.53 (32.30)	
73 Maggie Biss		St. Francis Univeristy	2:12.44	2:07.04
r:+0.68 29.33		1:01.61 (32.28) 1:34.20 (32.59)	2:07.04 (32.84)	
74 Morgan Stormer		FR Liberty University	2:05.09	2:07.12
r:+0.72 27.66		59.79 (32.13) 1:33.57 (33.78)	2:07.12 (33.55)	

## Event 11 Women 100 Yard Breaststroke

Liberty: 1:00.01 ! 2/21/2014 E. Kaufman

LIBU

59.93 \$ 2019 NC Invited

1:01.84 @ NCAA B

Name	Yr	School	Prelim Time	Finals Time
<b>A - Final</b>				
1 Lizzy Colwell		SO Vanderbilt University	1:03.29	1:01.76 @
r:+0.62 28.75		1:01.76 (33.01)		
2 Lindsey Gordon		JR Vanderbilt University	1:05.00	1:03.50
r:+0.67 30.03		1:03.50 (33.47)		
3 Megan Marsh		SR James Madison University	1:05.19	1:03.76
r:+0.78 29.77		1:03.76 (33.99)		
4 Erin Kuhn		SR Duquesne University	1:04.30	1:03.99
r:+0.57 30.07		1:03.99 (33.92)		
5 Alina Jones		FR Vanderbilt University	1:04.98	1:04.16
r:+0.76 30.03		1:04.16 (34.13)		
6 Elyse Macisaac		SR U.S. Naval Academy	1:04.54	1:04.58
r:+0.72 29.70		1:04.58 (34.88)		
7 Reagan Johnson		FR U.S. Naval Academy	1:04.72	1:04.71
r:+0.69 30.24		1:04.71 (34.47)		
8 Madison Dickert		FR Duquesne University	1:04.92	1:05.34
r:+0.73 30.36		1:05.34 (34.98)		
9 Mack Lawson		JR James Madison University	1:05.21	1:05.40
r:+0.68 30.67		1:05.40 (34.73)		
<b>B - Final</b>				
10 Emma Menzer		FR Duquesne University	1:05.25	1:04.29
r:+0.72 30.10		1:04.29 (34.19)		
11 Emily Brockman		SO U.S. Naval Academy	1:05.32	1:04.90
r:+0.66 30.10		1:04.90 (34.80)		



## TYR '85 Invite - 11/22/2019 to 11/24/2019

@LUSwimDive

#RiseWithUs

## Results

**B - Final ... (Event 11 Women 100 Yard Breaststroke)**

	<b>Name</b>	<b>Yr</b>	<b>School</b>	<b>Prelim Time</b>	<b>Finals Time</b>
12	Hannah Hunt r:+0.77 29.91	JR	Vanderbilt University	1:05.29	1:04.97
13	Katelyn O'Connor r:+0.63 30.21		St. Francis Univeristy	1:05.30	1:05.20 (34.99)
14	Mckenna Resconich r:+0.62 30.15	SR	U.S. Naval Academy	1:05.78	1:05.27 (35.12)
15	Julianna Graf r:+0.77 30.69	SO	University of North Florida	1:05.41	1:05.42 (34.73)
16	Devan Taylor r:+0.71 30.73	FR	James Madison University	1:05.90	1:05.47 (34.74)
17	Erin O'Neill r:+0.74 30.74		St. Francis Univeristy	1:06.03	1:05.62 (34.88)
18	Libby Miller r:+0.68 30.90	FR	U.S. Naval Academy	1:06.08	1:05.67 (34.77)

**C - Final**

19	Sabrina Bowman r:+0.64 30.66		St. Francis Univeristy	1:06.19	1:05.68 (35.02)
20	Chantal Jordan r:+0.77 30.70	FR	Vanderbilt University	1:07.37	1:05.70 (35.00)
21	Lauryn Ober r:+0.67 30.81	SO	Duquesne University	1:07.25	1:05.93 (35.12)
22	Kristen Toth r:+0.61 30.91		St. Francis Univeristy	1:07.37	1:06.76 (35.85)
23	Jessica Riggs r:+0.67 31.01	FR	U.S. Naval Academy	1:06.77	1:06.78 (35.77)
24	Emma Brinton r:+0.69 31.31	JR	Duquesne University	1:06.20	1:06.88 (35.57)
25	Dominique Quintero r:+0.61 31.05	SR	U.S. Naval Academy	1:07.46	1:06.97 (35.92)
26	Geli Brown r:+0.69 31.13	SR	Campbell University	1:07.00	1:07.29 (36.16)
27	Zoe Trezn r:+0.71 31.75	SR	University of North Florida	1:06.61	1:07.68 (35.93)

**D - Final**

28	Jessica Schellenboom r:+0.71 31.34	FR	Liberty University	1:07.49	1:05.83 (34.49)
29	Mara Voytek r:+0.73 31.52	FR	Duquesne University	1:07.75	1:06.68 (35.16)
30	Jessica Pierce r:+0.84 31.68	SR	James Madison University	1:08.19	1:06.74 (35.06)





## TYR '85 Invite - 11/22/2019 to 11/24/2019

@LUSwimDive

#RiseWithUs

## Results

## D - Final ... (Event 11 Women 100 Yard Breaststroke)

Name	Yr	School	Prelim Time	Finals Time
31 Kelly Harrington r:+0.68 31.23	SR	U.S. Naval Academy	1:07.54	1:06.87
32 Kayla Glennon r:+0.78 31.82	SO	University of North Florida	1:07.60	1:07.30
33 Brenna Divoky r:+0.71 31.68	FR	Campbell University	1:07.51	1:07.67
34 Skyler DeWall r:+0.72 31.90	SO	Campbell University	1:07.83	1:07.87
35 Meaghan Doyle r:+0.76 31.74	FR	Duquesne University	1:08.06	1:08.32
36 Madelyn Hoying r:+0.70 31.85	SR	Duquesne University	1:08.39	1:08.85

## Event 11 Women 100 Yard Breaststroke

Liberty: 1:00.01 ! 2/21/2014 E. Kaufman

LIBU

59.93 \$ 2019 NC Invited

1:01.84 @ NCAA B

Name	Yr	School	Seed Time	Prelim Time
<b>Preliminaries</b>				
1 Lizzy Colwell r:+0.64 29.75	SO	Vanderbilt University	1:03.75	1:03.29 q
2 Erin Kuhn r:+0.60 30.33	SR	Duquesne University	1:05.84	1:04.30 q
3 Elyse Macisaac r:+0.67 29.76	SR	U.S. Naval Academy	1:05.88	1:04.54 q
4 Reagan Johnson r:+0.68 29.95	FR	U.S. Naval Academy	1:05.73	1:04.72 q
5 Catherine Bendziewicz r:+0.65 30.32	SR	Marshall University	1:05.98	1:04.75 q
6 Madison Dickert r:+0.69 29.86	FR	Duquesne University	1:11.50	1:04.92 q
7 Alina Jones r:+0.74 30.37	FR	Vanderbilt University	1:04.45	1:04.98 q
8 Lindsey Gordon r:+0.71 30.53	JR	Vanderbilt University	1:04.55	1:05.00 q
9 Megan Marsh r:+0.75 30.51	SR	James Madison University	1:06.40	1:05.19 q
10 Mack Lawson r:+0.70 30.58	JR	James Madison University	1:09.21	1:05.21 q
11 Emma Menzer r:+0.70 30.53	FR	Duquesne University	1:06.58	1:05.25 q



## TYR '85 Invite - 11/22/2019 to 11/24/2019

@LUSwimDive

#RiseWithUs

## Results

## Preliminaries ... (Event 11 Women 100 Yard Breaststroke)

Name	Yr	School	Seed Time	Prelim Time	
12 Hannah Hunt r:+0.79 30.05	JR	Vanderbilt University	1:05.23	1:05.29	q
13 Katelyn O'Connor r:+0.62 30.54		St. Francis Univeristy	1:08.97	1:05.30	q
14 Emily Brockman r:+0.66 30.70	SO	U.S. Naval Academy	1:06.92	1:05.32	q
15 Julianna Graf r:+0.74 30.58	SO	University of North Florida	1:09.79	1:05.41	q
16 Mckenna Resconich r:+0.65 30.31	SR	U.S. Naval Academy	1:06.87	1:05.78	q
17 Devan Taylor r:+0.75 31.03	FR	James Madison University	1:09.00	1:05.90	q
18 Erin O'Neill r:+0.73 30.82		St. Francis Univeristy	1:08.44	1:06.03	q
19 Libby Miller r:+0.73 31.25	FR	U.S. Naval Academy	1:07.85	1:06.08	q
20 Sabrina Bowman r:+0.64 30.90		St. Francis Univeristy	1:09.00	1:06.19	q
21 Emma Brinton r:+0.70 30.81	JR	Duquesne University	1:10.02	1:06.20	q
22 Zoe Trezn r:+0.72 31.10	SR	University of North Florida	NT	1:06.61	q
23 Jessica Riggs r:+0.68 31.17	FR	U.S. Naval Academy	1:08.09	1:06.77	q
24 Geli Brown r:+0.71 31.34	SR	Campbell University	1:09.72	1:07.00	q
25 Lauryn Ober r:+0.68 31.84	SO	Duquesne University	1:09.35	1:07.25	q
*26 Chantal Jordan r:+0.81 31.40	FR	Vanderbilt University	NT	1:07.37	q
*26 Kristen Toth r:+0.65 31.14		St. Francis Univeristy	1:08.88	1:07.37	q
28 Dominique Quintero r:+0.61 31.34	SR	U.S. Naval Academy	1:09.40	1:07.46	q
29 Jessica Schellenboom r:+0.71 31.78	FR	Liberty University	1:05.52	1:07.49	q
30 Brenna Divoky r:+0.67 31.78	FR	Campbell University	1:10.33	1:07.51	q
31 Kelly Harrington r:+0.70 31.56	SR	U.S. Naval Academy	1:08.61	1:07.54	q



## TYR '85 Invite - 11/22/2019 to 11/24/2019

@LUSwimDive

#RiseWithUs

## Results

## Preliminaries ... (Event 11 Women 100 Yard Breaststroke)

Name	Yr	School	Seed Time	Prelim Time	
32 Kayla Glennon r:+0.75 31.87	SO	University of North Florida	1:10.38	1:07.60	q
33 Krislyn Porter r:+0.77 32.03	SO	Vanderbilt University	NT	1:07.65	q
34 Mara Voytek r:+0.72 32.21	FR	Duquesne University	1:09.11	1:07.75	q
35 Skyler DeWall r:+0.71 31.97	SO	Campbell University	1:09.83	1:07.83	q
36 Meaghan Doyle r:+0.79 31.89	FR	Duquesne University	1:12.18	1:08.06	q
37 Jessica Pierce r:+0.81 32.20	SR	James Madison University	1:08.70	1:08.19	
38 Madelyn Hoying r:+0.72 31.68	SR	Duquesne University	1:10.51	1:08.39	
39 Kelsey Tunstall r:+0.74 32.45	SR	Campbell University	NT	1:08.50	
40 Rachel Hughes r:+0.74 31.89	JR	Marshall University	1:10.76	1:08.55	
41 Cailin Carroll r:+0.71 32.16	SO	Liberty University	1:08.39	1:08.70	
42 Alyssa Nagle r:+0.66 32.81	FR	U.S. Naval Academy	1:13.11	1:08.80	
43 Krysta Weik r:+0.70 31.70		St. Francis Univeristy	1:09.53	1:08.93	
44 Bailey Dopfel r:+0.74 32.41	SO	James Madison University	1:12.84	1:09.00	
45 Mary Grace Greco r:+0.68 32.71	FR	Campbell University	1:09.43	1:09.11	
46 Lexi Plogger r:+0.74 32.55	FR	Liberty University	1:10.07	1:09.16	
47 Brianna Ogonowski r:+0.70 32.70	FR	Duquesne University	1:11.97	1:09.74	
48 Caitlyn Edwards r:+0.76 32.01	JR	Campbell University	1:11.94	1:09.75	
49 Elizabeth Sparacino r:+0.73 32.95	FR	Campbell University	1:12.05	1:10.63	
50 Amelia Wickham r:+0.76 33.17	SO	Liberty University	1:12.43	1:11.34	
51 Heidi Curtis r:+0.71 33.65	FR	Campbell University	1:13.35	1:11.82	



## TYR '85 Invite - 11/22/2019 to 11/24/2019

@LUSwimDive

#RiseWithUs

## Results

## Preliminaries ... (Event 11 Women 100 Yard Breaststroke)

Name	Yr	School	Seed Time	Prelim Time
52 Madison Lichtig	FR	University of North Florida	1:12.44	1:12.53
r:+0.75 33.69		1:12.53 (38.84)		
53 Julia Springer		St. Francis Univeristy	1:15.00	1:14.02
r:+0.69 35.45		1:14.02 (38.57)		
54 Nicole Rueff	FR	Marshall University	1:15.69	1:14.38
r:+0.65 35.86		1:14.38 (38.52)		

## Event 12 Women 100 Yard Backstroke

Liberty: 52.81 ! 2/16/2018 B. Weiss

LIBU

52.46 \$ 2019 NC Invited

53.94 @ NCAA B

Name	Yr	School	Prelim Time	Finals Time
<b>A - Final</b>				
1 Bonnie Zhang	SR	James Madison University	54.99	54.07
r:+0.75 26.41		54.07 (27.66)		
2 Payton Keiner	JR	Liberty University	55.22	54.71
r:+0.70 26.49		54.71 (28.22)		
3 Tonner Debeer	SO	Vanderbilt University	54.84	54.85
r:+0.68 26.44		54.85 (28.41)		
4 Jamie Miller	SR	U.S. Naval Academy	55.49	55.30
r:+0.69 27.12		55.30 (28.18)		
5 Heather Sigmon	JR	Marshall University	55.81	55.51
r:+0.67 26.88		55.51 (28.63)		
6 Brooke West	SO	U.S. Naval Academy	55.99	56.22
r:+0.64 26.80		56.22 (29.42)		
7 Madi Milbert	SO	U.S. Naval Academy	55.97	56.43
r:+0.68 27.17		56.43 (29.26)		
8 Elly Deas	FR	U.S. Naval Academy	56.38	56.52
r:+0.61 27.23		56.52 (29.29)		
--- Ashley Boddiford	JR	U.S. Naval Academy	55.32	DQ
False start				
r:+0.64 26.93		DQ (28.57)		
<b>B - Final</b>				
10 Peyton Johnson	FR	U.S. Naval Academy	56.79	56.35
r:+0.66 27.06		56.35 (29.29)		
11 Isabel Anbar	FR	James Madison University	57.13	56.51
r:+0.74 27.86		56.51 (28.65)		
12 Megan Everritt	SR	Campbell University	57.56	56.74
r:+0.72 27.47		56.74 (29.27)		
13 Or Tamir	FR	Marshall University	57.10	56.81
r:+0.69 27.70		56.81 (29.11)		



## TYR '85 Invite - 11/22/2019 to 11/24/2019

@LUSwimDive

#RiseWithUs

## Results

**B - Final ... (Event 12 Women 100 Yard Backstroke)**

Name	Yr	School	Prelim Time	Finals Time
14 Jacqueline Barklund r:+0.76 27.61	SR	University of North Florida	57.25	56.97
15 Anne Fletcher r:+0.74 27.43	SO	University of North Florida	57.58	57.35
16 Julia Sherlock r:+0.69 27.88	SO	Campbell University	57.47	57.38
17 Kristen Nutter r:+0.66 27.63	FR	Vanderbilt University	57.71	57.81
18 Whitney Brown r:+0.69 27.71	SO	Vanderbilt University	56.81	58.34

**C - Final**

19 Brittany Weiss r:+0.62 26.91	SR	Liberty University	57.97	55.49
20 Alaina Park r:+0.68 27.82	FR	James Madison University	57.72	57.13
21 Lauren Thomas r:+0.72 28.22	SO	Vanderbilt University	57.95	57.45
22 Camryn Greenleaf r:+0.66 28.34	JR	University of North Florida	57.97	57.46
23 Katelyn Harkrader r:+0.73 27.79	FR	Duquesne University	57.90	57.56
24 Lauren Bergmann r:+0.65 27.98	JR	Vanderbilt University	57.94	57.61
25 Clare Flanagan r:+0.64 28.12	JR	Duquesne University	57.90	57.81
26 Kamaria Mahone r:+0.64 28.07	SR	Campbell University	57.89	57.89
27 Kelsey Tunstall r:+0.69 28.65	SR	Campbell University	58.00	58.39

**D - Final**

28 Sydney Kirsch r:+0.74 27.94	SR	James Madison University	58.55	57.41
29 Millie Laudenbach r:+0.67 28.04		St. Francis Univeristy	58.29	58.06
30 Manuela Barres r:+0.69 28.42	FR	University of North Florida	59.21	58.64
31 Urska Medvesek r:+0.77 28.55		St. Francis Univeristy	58.90	58.83
32 Elise Mozeleski r:+0.74 28.68	FR	Duquesne University	58.56	58.95



## TYR '85 Invite - 11/22/2019 to 11/24/2019

@LUSwimDive

#RiseWithUs

## Results

## D - Final ... (Event 12 Women 100 Yard Backstroke)

Name	Yr	School	Prelim Time	Finals Time
33 Bronwyn Keating r:+0.72 28.57	SO	James Madison University	58.90	58.96
34 Drew Marshall r:+0.70 28.54	SO	Campbell University	58.56	58.98
35 Shelby Haines r:+0.61 28.39	SO	Liberty University	58.70	58.99
36 Colleen Donlin r:+0.74 29.04	SR	Liberty University	58.53	59.88

## Event 12 Women 100 Yard Backstroke

Liberty: 52.81 ! 2/16/2018 B. Weiss

LIBU

52.46 \$ 2019 NC Invited

53.94 @ NCAA B

Name	Yr	School	Seed Time	Prelim Time
<b>Preliminaries</b>				
1 Tonner Debeer r:+0.65 26.39	SO	Vanderbilt University	55.22	54.84 q
2 Bonnie Zhang r:+0.71 26.74	SR	James Madison University	57.49	54.99 q
3 Payton Keiner r:+0.62 26.89	JR	Liberty University	55.46	55.22 q
4 Ashley Boddiford r:+0.67 26.52	JR	U.S. Naval Academy	56.58	55.32 q
5 Jamie Miller r:+0.71 27.43	SR	U.S. Naval Academy	56.90	55.49 q
6 Heather Sigmon r:+0.70 26.94	JR	Marshall University	57.78	55.81 q
7 Madi Milbert r:+0.72 27.19	SO	U.S. Naval Academy	57.94	55.97 q
8 Brooke West r:+0.65 27.19	SO	U.S. Naval Academy	56.55	55.99 q
9 Elly Deas r:+0.66 27.51	FR	U.S. Naval Academy	57.73	56.38 q
10 Peyton Johnson r:+0.70 27.57	FR	U.S. Naval Academy	58.91	56.79 q
11 Whitney Brown r:+0.64 27.09	SO	Vanderbilt University	1:00.39	56.81 q
12 Or Tamir r:+0.65 27.60	FR	Marshall University	58.91	57.10 q
13 Isabel Anbar r:+0.78 28.09	FR	James Madison University	57.55	57.13 q



## TYR '85 Invite - 11/22/2019 to 11/24/2019

@LUSwimDive

#RiseWithUs

## Results

## Preliminaries ... (Event 12 Women 100 Yard Backstroke)

Name	Yr	School	Seed Time	Prelim Time	
14 Jacqueline Barklund r:+0.76 27.45	SR	University of North Florida	58.83	57.25	q
15 Julia Sherlock r:+0.73 27.91	SO	Campbell University	58.02	57.47	q
16 Megan Everritt r:+0.77 27.85	SR	Campbell University	57.87	57.56	q
17 Anne Fletcher r:+0.71 27.56	SO	University of North Florida	59.80	57.58	q
18 Kristen Nutter r:+0.63 27.65	FR	Vanderbilt University	NT	57.71	q
19 Alaina Park r:+0.64 27.94	FR	James Madison University	59.05	57.72	q
20 Kamaria Mahone r:+0.60 27.86	SR	Campbell University	58.85	57.89	q
*21 Clare Flanagan r:+0.68 28.18	JR	Duquesne University	59.34	57.90	q
*21 Katelyn Harkrader r:+0.74 28.15	FR	Duquesne University	1:01.00	57.90	q
23 Lauren Bergmann r:+0.68 28.08	JR	Vanderbilt University	58.48	57.94	q
24 Lauren Thomas r:+0.69 28.30	SO	Vanderbilt University	58.88	57.95	q
*25 Camryn Greenleaf r:+0.64 28.62	JR	University of North Florida	58.40	57.97	q
*25 Brittany Weiss r:+0.60 27.95	SR	Liberty University	56.35	57.97	q
27 Kelsey Tunstall r:+0.68 28.28	SR	Campbell University	1:00.16	58.00	q
28 Darby Coles r:+0.76 28.16	JR	Marshall University	1:01.67	58.20	q
29 Millie Laudenbach r:+0.71 28.35		St. Francis Univeristy	59.11	58.29	q
30 Colleen Donlin r:+0.70 28.24	SR	Liberty University	1:01.68	58.53	q
31 Sydney Kirsch r:+0.64 28.44	SR	James Madison University	1:01.21	58.55	q
*32 Elise Mozeleski r:+0.73 28.50	FR	Duquesne University	1:02.89	58.56	q
*32 Drew Marshall r:+0.67 28.50	SO	Campbell University	1:01.06	58.56	q





## TYR '85 Invite - 11/22/2019 to 11/24/2019

@LUSwimDive

#RiseWithUs

## Results

## Preliminaries ... (Event 12 Women 100 Yard Backstroke)

Name	Yr	School	Seed Time	Prelim Time	
34 Shelby Haines	SO	Liberty University	58.78	58.70	q
r:+0.65 28.52		58.70 (30.18)			
35 Martina Thomas	SO	U.S. Naval Academy	58.92	58.83	q
r:+0.74 28.24		58.83 (30.59)			
*36 Bronwyn Keating	SO	James Madison University	1:00.11	58.90	q
r:+0.74 28.68		58.90 (30.22)			
*36 Urska Medvesek		St. Francis Univeristy	1:00.20	58.90	q
r:+0.79 28.44		58.90 (30.46)			

## Swim-Off Required

38 Manuela Barres	FR	University of North Florida	59.43	59.21	
r:+0.68 28.69		59.21 (30.52)			
39 Abby Burke	SO	Vanderbilt University	57.97	59.27	
r:+0.69 28.31		59.27 (30.96)			
40 Bre Thorne	SR	Vanderbilt University	59.11	59.27	
r:+0.71 28.37		59.27 (30.90)			
41 Karen Siddoway	FR	James Madison University	1:00.61	59.32	
r:+0.81 28.83		59.32 (30.49)			
42 Emelia Cronshaw		St. Francis Univeristy	1:03.75	59.34	
r:+0.63 28.48		59.34 (30.86)			
43 Dominique Quintero	SR	U.S. Naval Academy	1:02.17	59.39	
r:+0.68 28.28		59.39 (31.11)			
44 Adriana Abruzzino	FR	Marshall University	1:00.85	59.43	
r:+0.67 29.11		59.43 (30.32)			
45 Maggie Huenefeld	FR	Liberty University	1:00.77	59.52	
r:+0.62 29.18		59.52 (30.34)			
46 Jess Rupp		St. Francis Univeristy	1:02.27	59.62	
r:+0.67 29.31		59.62 (30.31)			
47 Syd Sherman	FR	Duquesne University	1:04.68	59.72	
r:+0.68 28.31		59.72 (31.41)			
48 Colleen Renshaw	FR	Campbell University	1:00.74	59.74	
r:+0.71 29.05		59.74 (30.69)			
49 Mere Easterling	SR	Duquesne University	1:07.25	1:00.13	
r:+0.68 29.09		1:00.13 (31.04)			
50 Gabby Seberger	SO	Vanderbilt University	NT	1:00.28	
r:+0.70 29.79		1:00.28 (30.49)			
51 Chantal Jordan	FR	Vanderbilt University	NT	1:00.57	
r:+0.82 29.04		1:00.57 (31.53)			
52 Hana Batt	SO	Vanderbilt University	1:01.64	1:00.91	
r:+0.66 29.70		1:00.91 (31.21)			
53 Mackenzie Gring	SR	James Madison University	1:00.79	1:01.04	
r:+0.63 29.26		1:01.04 (31.78)			



## TYR '85 Invite - 11/22/2019 to 11/24/2019

@LUSwimDive

#RiseWithUs

## Results

## Preliminaries ... (Event 12 Women 100 Yard Backstroke)

Name	Yr	School	Seed Time	Prelim Time
54 Raeleigh Mooij r:+0.87 29.27	SO	Marshall University	1:02.07	1:01.23
55 Emily Graziano r:+0.63 29.43		St. Francis Univeristy	1:04.39	1:01.34
56 Sophie Miller r:+0.67 29.70	SO	Liberty University	1:00.01	1:02.07
57 Payton Rayko r:+0.65 30.63	FR	Duquesne University	1:07.26	1:02.21
58 Paige Bacigal r:+0.60 30.10		St. Francis Univeristy	1:03.21	1:03.00
59 Bryanna Barr r:+0.74 30.85		St. Francis Univeristy	1:06.68	1:03.63
60 Maggie Biss r:+0.76 31.98		St. Francis Univeristy	1:06.26	1:04.91
61 Madelyn Hoying r:+0.83 30.84	SR	Duquesne University	1:05.37	1:05.03
62 Chloe Clemens r:+0.76 31.45		St. Francis Univeristy	1:04.00	1:05.53
63 Meghan Albertelli r:+0.79 32.32		St. Francis Univeristy	1:07.58	1:05.66
64 Catherine Moore r:+0.68 31.16	FR	Campbell University	1:06.57	1:05.84

## Event 13 Women 1 mtr Diving

Liberty: 287.10 ! 2/1/2019 L. Chennault

LIBU

Name	Yr	School	Prelim Score	Finals Score
<b>A - Final</b>				
1 Lauren Chennault	SO	Liberty University	261.15	291.15!
2 Sawyer Weitzel	JR	Duquesne University	221.40	260.55
3 Abigail Egolf Jensen	SO	Liberty University	247.60	255.70
4 Madison Young	SR	Marshall University	256.20	252.55
5 Sidney O'Donnell	FR	Duquesne University	245.25	243.20
6 Lauren Henderson	FR	Marshall University	219.60	236.70
7 Adrienne White	SO	Duquesne University	224.45	236.60
8 Peyton Joiner	JR	Duquesne University	205.40	209.50
9 Allison Van Milligan	SO	Liberty University	207.65	209.45



## TYR '85 Invite - 11/22/2019 to 11/24/2019

@LUSwimDive

#RiseWithUs

## Results

## Event 13 Women 1 mtr Diving

Liberty: 287.10 ! 2/1/2019

L. Chennault

LIBU

Name	Yr	School		Prelim Score	
<b>Preliminaries</b>					
1	Lauren Chennault	SO	Liberty University	289.43	261.15 q
2	Madison Young	SR	Marshall University	253.58	256.20 q
3	Abigail Egolf Jensen	SO	Liberty University	264.53	247.60 q
4	Sidney O'Donnell	FR	Duquesne University	248.15	245.25 q
5	Adrienne White	SO	Duquesne University	216.20	224.45 q
6	Sawyer Weitzel	JR	Duquesne University	202.65	221.40 q
7	Lauren Henderson	FR	Marshall University	243.15	219.60 q
8	Allison Van Milligan	SO	Liberty University	207.83	207.65 q
9	Peyton Joiner	JR	Duquesne University	215.85	205.40 q
10	Kendal Irwin	SR	Liberty University	227.78	201.70
11	Emily LaRocque	FR	Liberty University	199.95	200.70
12	Ashley Dias	SO	Duquesne University	192.05	196.30
13	Sarah McGlumphy	JR	Marshall University	202.20	193.15
14	Joelle Williams	FR	Marshall University	186.00	176.85
15	Katie Schumann	SO	Duquesne University	NP	163.40

## Event 14 Women 4x200 Yard Freestyle Relay

7:02.52 \$ 2019 NC Invited

7:05.88 @ NCAA B

Team	Relay	Seed Time	Finals Time
1 U.S. Naval Academy	A	7:28.70	7:23.08
1) Elly Deas FR	2) r:0.40 Ali Kozlina JR	3) r:0.30 Erin Scudder SR	4) r:0.41 Martina Thomas SO
r:+0.70 25.62	53.57 (53.57)	1:22.24 (1:22.24)	1:51.05 (1:51.05)
2:16.02 (24.97)	2:44.19 (53.14)	3:13.62 (1:22.57)	3:43.09 (1:52.04)
4:08.25 (25.16)	4:36.11 (53.02)	5:04.92 (1:21.83)	5:33.94 (1:50.85)
5:58.83 (24.89)	6:26.55 (52.61)	6:54.91 (1:20.97)	7:23.08 (1:49.14)
2 James Madison University	A	7:35.90	7:24.81
1) Karen Siddoway FR	2) r:0.46 Julianna Jones JR	3) r:0.00 Jillian Santiago SO	4) r:0.29 Bonnie Zhang SR
r:+0.82 25.63	53.26 (53.26)	1:21.93 (1:21.93)	1:50.72 (1:50.72)
2:17.48 (26.76)	2:46.05 (55.33)	3:15.50 (1:24.78)	3:45.28 (1:54.56)
4:10.82 (25.54)	4:38.88 (53.60)	5:07.59 (1:22.31)	5:36.68 (1:51.40)
6:01.44 (24.76)	6:28.75 (52.07)	6:56.74 (1:20.06)	7:24.81 (1:48.13)
3 Duquesne University	A	7:40.75	7:31.53
1) Emma Brinton JR	2) r:0.36 Lauren Devorace SR	3) r:0.41 Hanna Everhart SO	4) r:0.26 Carson Gross SR
r:+0.73 26.90	55.93 (55.93)	1:25.86 (1:25.86)	1:55.57 (1:55.57)
2:21.52 (25.95)	2:50.00 (54.43)	3:18.77 (1:23.20)	3:47.31 (1:51.74)
4:13.18 (25.87)	4:41.91 (54.60)	5:10.87 (1:23.56)	5:39.77 (1:52.46)
6:05.31 (25.54)	6:33.40 (53.63)	7:02.56 (1:22.79)	7:31.53 (1:51.76)



## TYR '85 Invite - 11/22/2019 to 11/24/2019

@LUSwimDive

#RiseWithUs

## Results

**(Event 14 Women 4x200 Yard Freestyle Relay)**

Team	Relay	Seed Time	Finals Time
4 Campbell University	A	7:44.10	7:31.75
1) Annie Sanchez SO	2) r:0.10 Colleen Renshaw FR	3) r:0.17 Erica Losey FR	4) r:0.43 Sarah Wilson SR
r:+0.66 26.07	54.86 (54.86)	1:23.78 (1:23.78)	1:51.94 (1:51.94)
2:17.04 (25.10)	2:45.51 (53.57)	3:14.81 (1:22.87)	3:44.16 (1:52.22)
4:10.27 (26.11)	4:38.77 (54.61)	5:08.52 (1:24.36)	5:38.57 (1:54.41)
5:55.08 (16.51)	6:32.50 (53.93)	7:01.80 (1:23.23)	7:31.75 (1:53.18)
5 Vanderbilt University	A	7:32.35	7:33.21
1) Lizzy Colwell SO	2) r:0.00 Allison Bauer FR	3) r:0.25 Abby Burke SO	4) r:0.33 Krislyn Porter SO
r:+0.66 26.10	54.31 (54.31)	1:23.23 (1:23.23)	1:52.57 (1:52.57)
2:18.10 (25.53)	2:46.60 (54.03)	3:16.04 (1:23.47)	3:45.39 (1:52.82)
4:11.42 (26.03)	4:40.41 (55.02)	5:10.02 (1:24.63)	5:39.15 (1:53.76)
6:05.26 (26.11)	6:34.19 (55.04)	7:03.92 (1:24.77)	7:33.21 (1:54.06)
6 Liberty University	A	7:31.88	7:36.60
1) Eva Suggs FR	2) r:0.51 Hannah Baker SR	3) r:0.41 Emily Manly JR	4) r:0.33 Emma Hazel SO
r:+0.80 26.47	54.78 (54.78)	1:23.88 (1:23.88)	1:52.49 (1:52.49)
2:18.51 (26.02)	2:47.38 (54.89)	3:17.99 (1:25.50)	3:48.82 (1:56.33)
4:15.35 (26.53)	4:44.40 (55.58)	5:14.69 (1:25.87)	5:44.31 (1:55.49)
6:10.23 (25.92)	6:38.61 (54.30)	7:07.50 (1:23.19)	7:36.60 (1:52.29)
7 Marshall University	A	7:42.80	7:37.92
1) Darby Coles JR	2) r:0.21 Alexis Wilhoit FR	3) r:0.29 Regan Raines SO	4) r:0.33 Angelica Di Marzio SR
r:+0.73 25.80	53.88 (53.88)	1:22.51 (1:22.51)	1:51.25 (1:51.25)
2:16.89 (25.64)	2:45.77 (54.52)	3:16.23 (1:24.98)	3:47.08 (1:55.83)
4:13.36 (26.28)	4:42.04 (54.96)	5:11.86 (1:24.78)	5:41.56 (1:54.48)
6:08.49 (26.93)	6:37.89 (56.33)	7:07.71 (1:26.15)	7:37.92 (1:56.36)
8 Duquesne University	B	7:58.48	7:40.07
1) Emma Menzer FR	2) r:0.52 Sophie Perez SO	3) r:0.34 Summer Svitavsky SR	4) r:0.40 Heather Svitavsky SR
r:+0.73 26.51	55.04 (55.04)	1:24.89 (1:24.89)	1:54.79 (1:54.79)
2:21.19 (26.40)	2:50.36 (55.57)	3:20.24 (1:25.45)	3:50.13 (1:55.34)
4:16.27 (26.14)	4:45.25 (55.12)	5:15.11 (1:24.98)	5:45.16 (1:55.03)
6:11.73 (26.57)	6:40.66 (55.50)	7:10.28 (1:25.12)	7:40.07 (1:54.91)
9 James Madison University	B	7:45.31	7:40.44
1) Bailey Butler JR	2) r:0.23 Sidney Whitfield SO	3) r:0.49 Bronwyn Keating SO	4) r:0.20 Kristie Darmody SR
r:+0.82 26.95	55.82 (55.82)	1:25.16 (1:25.16)	1:53.96 (1:53.96)
2:20.35 (26.39)	2:49.63 (55.67)	3:19.46 (1:25.50)	3:48.90 (1:54.94)
4:14.85 (25.95)	4:44.03 (55.13)	5:14.14 (1:25.24)	5:44.33 (1:55.43)
6:10.93 (26.60)	6:40.41 (56.08)	7:10.61 (1:26.28)	7:40.44 (1:56.11)
10 University of North Florida	A	7:51.12	7:41.92
1) Ryan Showfety SO	2) r:0.44 Ashley Cozad FR	3) r:0.30 Camryn Greenleaf JR	4) r:0.23 Mary-Kate Wichalonis FR
r:+0.76 26.32	55.36 (55.36)	1:25.35 (1:25.35)	1:55.76 (1:55.76)
2:21.56 (25.80)	2:50.85 (55.09)	3:20.76 (1:25.00)	3:51.07 (1:55.31)
4:17.24 (26.17)	4:46.34 (55.27)	5:16.39 (1:25.32)	5:46.19 (1:55.12)
6:12.33 (26.14)	6:41.08 (54.89)	7:10.89 (1:24.70)	7:41.92 (1:55.73)



## TYR '85 Invite - 11/22/2019 to 11/24/2019


@LUSwimDive

#RiseWithUs

## Results

**(Event 14 Women 4x200 Yard Freestyle Relay)**

Team	Relay	Seed Time	Finals Time
11 Vanderbilt University	B	7:57.73	7:42.33
1) Lauren Thomas SO	2) r:0.10 Sophie Halper SR	3) r:0.43 Alix Roy FR	4) r:0.27 Namilla Sanchez SR
r:+0.67 26.45	55.56 (55.56)	1:25.64 (1:25.64)	1:55.30 (1:55.30)
2:21.69 (26.39)	2:51.96 (56.66)	3:22.32 (1:27.02)	3:51.66 (1:56.36)
4:18.25 (26.59)	4:48.47 (56.81)	5:19.00 (1:27.34)	5:48.63 (1:56.97)
6:15.05 (26.42)	6:43.75 (55.12)	7:13.15 (1:24.52)	7:42.33 (1:53.70)
12 U.S. Naval Academy	C	7:40.25	7:43.51
1) Katie Corbi FR	2) r:0.20 Peyton Johnson FR	3) r:0.15 Cagla Brennan JR	4) r:0.38 Alicia Mancilla SO
r:+0.69 25.50	53.67 (53.67)	1:22.46 (1:22.46)	1:51.26 (1:51.26)
2:16.75 (25.49)	2:46.21 (54.95)	3:17.19 (1:25.93)	3:48.55 (1:57.29)
4:14.90 (26.35)	4:44.17 (55.62)	5:14.56 (1:26.01)	5:44.98 (1:56.43)
6:12.21 (27.23)	6:42.11 (57.13)	7:12.84 (1:27.86)	7:43.51 (1:58.53)
13 St. Francis Univeristy	A	7:52.00	7:47.04
1) Urska Medvesek	2) r:0.33 AB McCullough	3) r:0.18 Julia Bradford	4) r:0.47 Zoey Wilson
r:+0.84 27.37	56.79 (56.79)	1:27.10 (1:27.10)	1:56.79 (1:56.79)
2:22.65 (25.86)	2:51.89 (55.10)	3:22.36 (1:25.57)	3:52.22 (1:55.43)
4:18.13 (25.91)	4:47.93 (55.71)	5:19.18 (1:26.96)	5:50.32 (1:58.10)
6:17.02 (26.70)	6:46.67 (56.35)	7:16.61 (1:26.29)	7:47.04 (1:56.72)
14 University of North Florida	B	8:01.34	7:51.43
1) Ally Schillinger SR	2) r:0.34 Sarah Trago SO	3) r:0.38 Makenzie Blaakman SO	4) r:0.35 Sarah Frantz SR
r:+0.76 27.46	57.50 (57.50)	1:28.39 (1:28.39)	1:58.95 (1:58.95)
2:25.30 (26.35)	2:54.91 (55.96)	3:25.89 (1:26.94)	3:56.39 (1:57.44)
4:22.94 (26.55)	4:53.10 (56.71)	5:24.03 (1:27.64)	5:54.54 (1:58.15)
6:21.17 (26.63)	6:50.62 (56.08)	7:21.12 (1:26.58)	7:51.43 (1:56.89)
15 Marshall University	B	7:56.54	7:51.59
1) Adriana Abruzzino FR	2) r:0.31 Hannah Robins SR	3) r:0.11 Maria McGovern FR	4) r:0.29 Rachel Hughes JR
r:+0.65 27.10	56.17 (56.17)	1:25.47 (1:25.47)	1:55.20 (1:55.20)
2:21.72 (26.52)	2:51.80 (56.60)	3:21.73 (1:26.53)	3:51.64 (1:56.44)
4:18.46 (26.82)	4:48.73 (57.09)	5:19.38 (1:27.74)	5:49.55 (1:57.91)
6:16.58 (27.03)	6:46.78 (57.23)	7:18.99 (1:29.44)	7:51.59 (2:02.04)
16 Campbell University	B	8:00.88	7:51.65
1) Ema Balciute SO	2) r:0.44 Morgan Hartley SO	3) r:0.33 Zoe Malphurs JR	4) r:0.28 Kacey Hauck SR
r:+0.71 27.09	56.36 (56.36)	1:26.65 (1:26.65)	1:57.19 (1:57.19)
2:24.23 (27.04)	2:53.73 (56.54)	3:24.89 (1:27.70)	3:55.07 (1:57.88)
4:22.25 (27.18)	4:51.82 (56.75)	5:23.63 (1:28.56)	5:55.24 (2:00.17)
6:21.87 (26.63)	6:51.45 (56.21)	7:21.81 (1:26.57)	7:51.65 (1:56.41)
17 Liberty University	B	7:54.47	7:57.72
1) Mikayla Herich SR	2) r:0.36 Arielle Arnett JR	3) r:0.21 Jessica Schellenboom FR	4) r:0.57 Carolyn Bolden FR
r:+0.83 27.15	56.34 (56.34)	1:26.69 (1:26.69)	1:57.10 (1:57.10)
2:24.71 (27.61)	2:55.71 (58.61)	3:26.98 (1:29.88)	3:58.35 (2:01.25)
4:24.86 (26.51)	4:55.11 (56.76)	5:26.07 (1:27.72)	5:57.32 (1:58.97)
6:24.77 (27.45)	6:55.14 (57.82)	7:26.69 (1:29.37)	7:57.72 (2:00.40)



**TYR '85 Invite - 11/22/2019 to 11/24/2019**

**@LUSwimDive**

**#RiseWithUs**

**Results**

**(Event 14 Women 4x200 Yard Freestyle Relay)**

Team	Relay	Seed Time	Finals Time
18 St. Francis Univeristy	B	7:56.00	8:01.35
1) Kristen Toth	2) r:0.28 Jess Rupp	3) r:0.26 Julia Springer	4) r:0.27 Rebecca Pendleton
r:+0.64 27.51	57.16 (57.16)	1:27.61 (1:27.61)	1:57.62 (1:57.62)
2:25.02 (27.40)	2:55.64 (58.02)	3:26.20 (1:28.58)	3:56.69 (1:59.07)
4:25.15 (28.46)	4:56.25 (59.56)	5:27.99 (1:31.30)	5:59.97 (2:03.28)
6:26.63 (26.66)	6:57.13 (57.16)	7:29.05 (1:29.08)	8:01.35 (2:01.38)
19 St. Francis Univeristy	C	8:08.00	x8:17.67
1) Paige Bacigal	2) r:0.49 Maggie Biss	3) r:0.38 Jacqi Rocque	4) r:0.28 Meghan Albertelli
r:+0.65 27.45	58.17 (58.17)	1:29.95 (1:29.95)	2:01.96 (2:01.96)
2:31.73 (29.77)	3:04.70 (1:02.74)	3:37.39 (1:35.43)	4:09.42 (2:07.46)
4:38.01 (28.59)	5:09.09 (59.67)	5:40.68 (1:31.26)	6:12.06 (2:02.64)
6:38.99 (26.93)	7:10.02 (57.96)	7:43.44 (1:31.38)	8:17.67 (2:05.61)
--- U.S. Naval Academy	B	7:43.18	DQ
False start			
1) Sydney Harrington SO	2) r:0.47 Madi Milbert SO	3) r:0.27 Laura Spratling JR	4) r:0.33 Amy Yunginger SO
r:+0.77 25.95	54.49 (54.49)	1:23.62 (1:23.62)	1:52.34 (1:52.34)
2:18.13 (25.79)	2:46.64 (54.30)	3:16.02 (1:23.68)	3:45.26 (1:52.92)
4:11.42 (26.16)	4:40.26 (55.00)	5:09.47 (1:24.21)	5:38.42 (1:53.16)
6:03.34 (24.92)	6:31.75 (53.33)	7:01.30 (1:22.88)	DQ (1:52.21)

**Scores - Women**

Women - Team Rankings - Through Event 14

1. U.S. Naval Academy	1496.5	2. Duquesne University	1125
3. Vanderbilt University	990.5	4. Marshall University	839
5. James Madison University	793.5	6. Liberty University	751
7. Campbell University	596	8. University of North Florida	478.5
9. St. Francis Univeristy	413		

