

**2016 Frank Elm Invitational - 11-18-2016 to 11-20-2016**Real time results at www.besmarttinc.com

Follow Be Smartt Inc on Facebook!

Results**Women 50 Yard Freestyle**

21.80 D1A

22.90 D2A

22.99 D1B

24.05 D2B

Name	Yr	School	Prelim Time	Finals Time	Points
A - Final					
1 Clark, Megan E	FR	Northeastern University-NE	23.29	23.06	D2B 32
2 Ashby, Mary A	SO	Columbia University-MR	23.11	23.24	D2B 28
3 Boutant, Alice		Columbia University-MR	23.45	23.49	D2B 27
4 Hoeve, Rachel J	JR	Liberty University-VA	23.46	23.56	D2B 26
5 Kashyrina, Oleksandra S	SO	Liu Brooklyn Blackbirds-MR	23.65	23.62	D2B 25
6 Nhipali, Anu H	SR	Wagner College-MR	23.54	23.65	D2B 24
7 Baker, Hannah M	FR	Liberty University-VA	23.64	23.71	D2B 23
8 Vega, Briana J	FR	Liu Brooklyn Blackbirds-MR	23.51	23.93	D2B 22
B - Final					
9 O'Rourke, Kate M	JR	Columbia University-MR	23.79	23.34	D2B 20
10 Margroum, Kenzie A	SR	U.S. Naval Academy-MD	23.68	23.46	D2B 17
*11 Ruiz, Vanessa J	FR	Rutgers University Swimming-NJ	23.80	23.48	D2B 15.50
*11 Morrell, Olivia J	SR	U.S. Naval Academy-MD	23.69	23.48	D2B 15.50
13 Bendfeldt, Laura	JR	Long Island University Post-MR	23.68	23.68	D2B 14
14 Rasile, Christine A	SR	Central Connecticut State Univ-C	23.77	23.72	D2B 13
15 Warnimont, Ally R	SO	U.S. Naval Academy-MD	23.79	24.00	D2B 12
16 Touchette-McGowan, Sara	JR	Northeastern University-NE	23.89	24.09	11
C - Final					
17 Lawlor, Clare	FR	Rutgers University Swimming-NJ	24.00	23.63	D2B 9
18 Briant, Hannah P	SO	U.S. Naval Academy-MD	24.12	23.82	D2B 7
19 Coleman, Katelyn N	SO	Liu Brooklyn Blackbirds-MR	23.95	23.87	D2B 6
20 Gustafsson, Andrea J	SO	Wagner College-MR	24.03	23.94	D2B 5
21 Kiely, Meghan G	SR	Rutgers University Swimming-NJ	23.94	24.00	D2B 4
22 Graeff, Elizabeth M	JR	U.S. Naval Academy-MD	23.99	24.03	D2B 3
23 Smith, Sidney O	FR	Northeastern University-NE	24.04	24.13	2
24 Czulewicz, Lauren H	JR	Central Connecticut State Univ-C	24.09	24.20	1
D - Final					
25 Moses, Meghan	FR	Rutgers University Swimming-NJ	24.12	23.81	D2B
26 Eastman, Kelsey L	FR	Wagner College-MR	24.18	23.89	D2B
27 Kuentler, Molly R	JR	U.S. Naval Academy-MD	24.20	24.01	D2B
28 Donlin, Colleen M	FR	Liberty University-VA	24.22	24.04	D2B
29 Shahar, Jennifer B	SR	Columbia University-MR	24.18	24.20	
30 Fang, Elisa C	FR	Columbia University-MR	24.19	24.22	
31 Weiss, Brittany M	FR	Liberty University-VA	24.26	24.34	
32 Hessing, Kirsty E	JR	Wagner College-MR	24.25	24.43	



2016 Frank Elm Invitational - 11-18-2016 to 11-20-2016

Real time results at www.besmarttinc.com

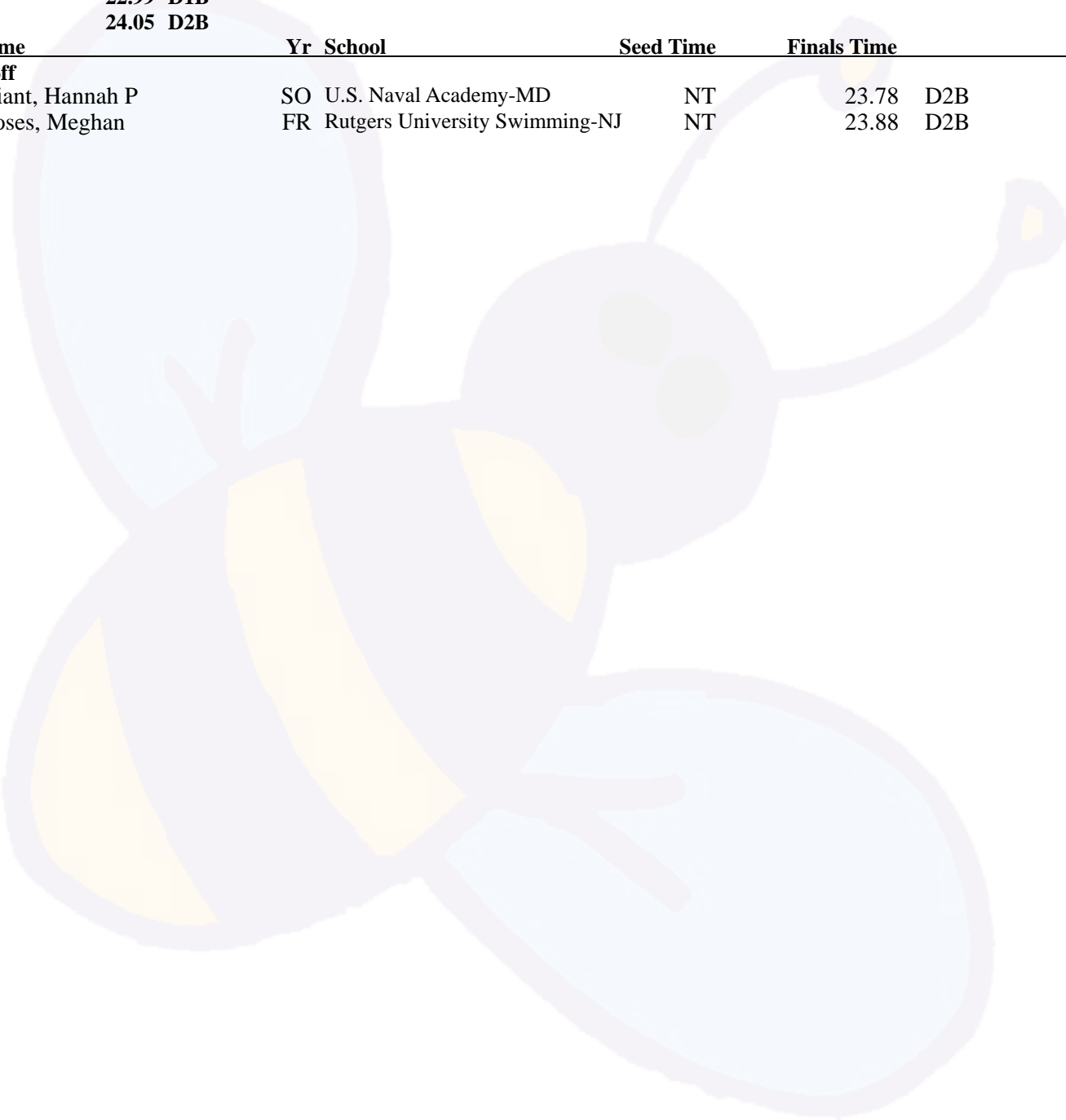
Follow Be Smartt Inc on Facebook!

Results

Women 50 Yard Freestyle Swim-off

21.80 D1A
22.90 D2A
22.99 D1B
24.05 D2B

Name	Yr	School	Seed Time	Finals Time
- Swim-off				
1 Briant, Hannah P	SO	U.S. Naval Academy-MD	NT	23.78 D2B
2 Moses, Meghan	FR	Rutgers University Swimming-NJ	NT	23.88 D2B





2016 Frank Elm Invitational - 11-18-2016 to 11-20-2016

Real time results at www.besmarttinc.com

Follow Be Smartt Inc on Facebook!

Results

Women 50 Yard Freestyle

21.80 D1A

22.90 D2A

22.99 D1B

24.05 D2B

Name	Yr	School	Seed Time	Prelim Time	
Preliminaries					
1 Ashby, Mary A	SO	Columbia University-MR	23.30	23.11	qD2B
2 Clark, Megan E	FR	Northeastern University-NE	23.79	23.29	qD2B
3 Boutant, Alice		Columbia University-MR	23.40	23.45	qD2B
4 Hoeve, Rachel J	JR	Liberty University-VA	23.40	23.46	qD2B
5 Vega, Briana J	FR	Liu Brooklyn Blackbirds-MR	23.55	23.51	qD2B
6 Nhipali, Anu H	SR	Wagner College-MR	24.62	23.54	qD2B
7 Baker, Hannah M	FR	Liberty University-VA	24.20	23.64	qD2B
8 Kashyrina, Oleksandra S	SO	Liu Brooklyn Blackbirds-MR	23.54	23.65	qD2B
*9 Margroum, Kenzie A	SR	U.S. Naval Academy-MD	24.07	23.68	qD2B
*9 Bendfeldt, Laura	JR	Long Island University Post-MR	23.69	23.68	qD2B
11 Morrell, Olivia J	SR	U.S. Naval Academy-MD	24.02	23.69	qD2B
12 Rasile, Christine A	SR	Central Connecticut State Univ-C	23.60	23.77	qD2B
*13 Warnimont, Ally R	SO	U.S. Naval Academy-MD	24.35	23.79	qD2B
*13 O'Rourke, Kate M	JR	Columbia University-MR	23.54	23.79	qD2B
15 Ruiz, Vanessa J	FR	Rutgers University Swimming-NJ	24.02	23.80	qD2B
16 Touchette-McGowan, Sara	JR	Northeastern University-NE	24.32	23.89	qD2B
17 Kiely, Meghan G	SR	Rutgers University Swimming-NJ	24.00	23.94	qD2B
18 Coleman, Katelyn N	SO	Liu Brooklyn Blackbirds-MR	23.35	23.95	qD2B
19 Graeff, Elizabeth M	JR	U.S. Naval Academy-MD	24.50	23.99	qD2B
20 Lawlor, Clare	FR	Rutgers University Swimming-NJ	24.70	24.00	qD2B
21 Gustafsson, Andrea J	SO	Wagner College-MR	24.99	24.03	qD2B
22 Smith, Sidney O	FR	Northeastern University-NE	24.85	24.04	qD2B
23 Czulewicz, Lauren H	JR	Central Connecticut State Univ-C	23.91	24.09	q
24 Briant, Hannah P	SO	U.S. Naval Academy-MD	24.17	24.12	q
25 Moses, Meghan	FR	Rutgers University Swimming-NJ	24.23	J24.12	q
*26 Eastman, Kelsey L	FR	Wagner College-MR	24.64	24.18	q
*26 Shaha, Jennifer B	SR	Columbia University-MR	24.40	24.18	q
28 Fang, Elisa C	FR	Columbia University-MR	23.75	24.19	q
29 Kuentler, Molly R	JR	U.S. Naval Academy-MD	24.45	24.20	q
30 Donlin, Colleen M	FR	Liberty University-VA	24.08	24.22	q
31 Hessing, Kirsty E	JR	Wagner College-MR	24.24	24.25	q
32 Weiss, Brittany M	FR	Liberty University-VA	25.08	24.26	q
33 MacMillan, Quinn	JR	James Madison University-VA	24.09	24.28	
34 Hodges, Rickilee D	SO	Liberty University-VA	24.98	24.35	
35 Quintero, Dominique K	FR	U.S. Naval Academy-MD	25.47	24.36	
*36 Hoiles, Alex K	JR	U.S. Naval Academy-MD	24.44	24.37	
*36 Spear, Lena	FR	Northeastern University-NE	24.59	24.37	
38 Gring, Mackenzie	FR	James Madison University-VA	24.18	24.39	
39 Lanker, Delaney M	SR	Northeastern University-NE	25.54	24.40	
40 Pond, Chelsea G	JR	Liberty University-VA	24.39	24.46	
41 Green, Rachel J	SR	Northeastern University-NE	24.69	24.50	
42 Boothe, Danielle A	JR	Liberty University-VA	25.83	24.53	



2016 Frank Elm Invitational - 11-18-2016 to 11-20-2016

Real time results at www.besmarttinc.com

Follow Be Smartt Inc on Facebook!

Results

Preliminaries ... (Women 50 Yard Freestyle)

Name	Yr	School	Seed Time	Prelim Time
43 Patrick, Trudiann D	SR	Columbia University-MR	24.00	24.54
44 Cole, Kathryn E	FR	U.S. Naval Academy-MD	25.16	24.55
*45 Davis, Sarah	FR	Rutgers University Swimming-NJ	24.54	24.56
*45 Gyurina, Angie R	FR	Northeastern University-NE	24.91	24.56
47 Sparrman, Tove	FR	Long Island University Post-MR	25.20	24.58
48 Johnstone, Caitlin	SO	Long Island University Post-MR	24.00	24.59
49 Troy, Kaitlyn E	SO	Central Connecticut State Univ-CT	24.66	24.64
50 Richter, Audrey L	FR	Columbia University-MR	24.50	24.65
51 Breeger, Jillian R	SO	James Madison University-VA	24.46	24.74
52 Kvarnemar, Elin	SO	Long Island University Post-MR	25.50	24.79
53 Barney, Katie	JR	James Madison University-VA	24.60	24.91
54 Donnelly, Lucia K	SO	U.S. Naval Academy-MD	25.13	25.06
55 Ortman, Abby	JR	James Madison University-VA	24.63	25.11
56 DePuydt, Makenna L	FR	Wagner College-MR	25.39	25.13
*57 Licausi, Brianna L	SO	Long Island University Post-MR	25.98	25.15
*57 Eulinberg, Iman A	SO	Wagner College-MR	26.39	25.15
59 Argelander, Jessica	FR	Long Island University Post-MR	26.29	25.17
60 Fredricks, Alexis E	FR	Central Connecticut State Univ-CT	26.07	25.18
61 Finn, Erin E	JR	Wagner College-MR	26.07	25.24
62 Maercklein, Erika R	FR	Central Connecticut State Univ-CT	25.04	25.27
63 Meyers, Nathalie M	SO	Liu Brooklyn Blackbirds-MR	25.70	25.29
64 Wolf, Madeline A	SO	Northeastern University-NE	26.26	25.30
65 Clarke, Courtney	JR	James Madison University-VA	26.01	25.31
66 Fredricks, Grace M	FR	Central Connecticut State Univ-CT	26.12	25.44
67 Troy, Lizzie J	FR	U.S. Naval Academy-MD	25.60	25.45
68 Lynch, Corri Lynn B	FR	Liberty University-VA	26.12	25.52
69 Thomas, Sabree C	SR	Central Connecticut State Univ-CT	25.58	25.54
70 Claesson, Katja	SR	Wagner College-MR	25.00	25.55
71 Chu, Kierstin E	SO	Northeastern University-NE	26.79	25.68
*72 Null, Siani A	SO	Liberty University-VA	25.68	25.74
*72 Poole, Tori K	SO	Central Connecticut State Univ-CT	25.89	25.74
74 Macisaac, Elyse K	FR	U.S. Naval Academy-MD	25.47	25.77
75 Rippey, Rachel N	JR	Liberty University-VA	26.45	25.94
76 St Angelo, Cassie	FR	Long Island University Post-MR	25.62	26.07
77 Emerson, Lauren H	FR	Wagner College-MR	26.83	26.34
78 DiSilvestro, Brianna	JR	James Madison University-VA	27.04	27.35
79 Palkovic, Amit	JR	Northeastern University-NE	32.22	31.24
80 Bjork, Tove T	SR	Northeastern University-NE	32.00	31.63
--- Harrington, Kelly M	FR	U.S. Naval Academy-MD	25.08	DQ
False start				
--- Motter, Megan J	FR	U.S. Naval Academy-MD	25.61	SCR
--- O'Malley, Lauren G	SO	U.S. Naval Academy-MD	24.97	SCR
--- Harper, Shannon	SR	James Madison University-VA	24.21	SCR
--- Keehn, Sammie A	SO	U.S. Naval Academy-MD	24.94	SCR
--- Isom, Gabrielle I	SO	Columbia University-MR	25.90	SCR
--- Hetzer, Nicole M	SR	U.S. Naval Academy-MD	24.93	SCR
--- Ostrowski, Claire J	FR	U.S. Naval Academy-MD	25.03	SCR

**2016 Frank Elm Invitational - 11-18-2016 to 11-20-2016**Real time results at www.besmarttinc.com

Follow Be Smartt Inc on Facebook!

Results**Women 100 Yard Freestyle**

47.69 D1A

49.63 D2A

49.99 D1B

52.12 D2B

	Name	Yr	School	Prelim Time	Finals Time	Points
A - Final						
1	Clark, Megan E	FR	Northeastern University-NE	50.52	50.29	D2B 32
	24.22		50.29 (26.07)			
2	Margroum, Kenzie A	SR	U.S. Naval Academy-MD	50.77	50.54	D2B 28
	24.58		50.54 (25.96)			
3	Rasile, Christine A	SR	Central Connecticut State Univ-C	51.24	50.62	D2B 27
	24.31		50.62 (26.31)			
4	Morrell, Olivia J	SR	U.S. Naval Academy-MD	50.52	50.76	D2B 26
	24.47		50.76 (26.29)			
5	Lawlor, Clare	FR	Rutgers University Swimming-NJ	51.74	50.88	D2B 25
	24.67		50.88 (26.21)			
6	Coleman, Katelyn N	SO	Liu Brooklyn Blackbirds-MR	51.63	51.09	D2B 24
	24.68		51.09 (26.41)			
7	Kashyrina, Oleksandra S	SO	Liu Brooklyn Blackbirds-MR	51.54	51.16	D2B 23
	24.29		51.16 (26.87)			
8	Bendfeldt, Laura	JR	Long Island University Post-MR	51.60	51.47	D2B 22
	24.41		51.47 (27.06)			
B - Final						
9	Nihipali, Anu H	SR	Wagner College-MR	52.04	51.41	D2B 20
	24.54		51.41 (26.87)			
10	Gustafsson, Andrea J	SO	Wagner College-MR	52.10	51.82	D2B 17
	24.82		51.82 (27.00)			
11	Schnabel, Carly J	SO	Northeastern University-NE	52.16	51.84	D2B 16
	24.95		51.84 (26.89)			
12	Harrington, Kelly M	FR	U.S. Naval Academy-MD	51.89	51.85	D2B 15
	24.96		51.85 (26.89)			
13	Kiely, Meghan G	SR	Rutgers University Swimming-NJ	51.96	52.09	D2B 14
	24.91		52.09 (27.18)			
14	Hessing, Kirsty E	JR	Wagner College-MR	52.23	52.19	13
	25.04		52.19 (27.15)			
15	Hoeve, Rachel J	JR	Liberty University-VA	51.76	52.22	12
	24.84		52.22 (27.38)			
16	Davis, Sarah	FR	Rutgers University Swimming-NJ	52.31	52.76	11
	25.57		52.76 (27.19)			
C - Final						
17	Briant, Hannah P	SO	U.S. Naval Academy-MD	52.67	52.06	D2B 9
	24.98		52.06 (27.08)			
18	Moses, Meghan	FR	Rutgers University Swimming-NJ	52.53	52.25	7
	24.97		52.25 (27.28)			
19	Baker, Hannah M	FR	Liberty University-VA	52.35	52.30	6
	25.32		52.30 (26.98)			
20	Vega, Briana J	FR	Liu Brooklyn Blackbirds-MR	52.70	52.32	5
	24.66		52.32 (27.66)			
21	Czulewicz, Lauren H	JR	Central Connecticut State Univ-C	52.46	52.36	4
	25.17		52.36 (27.19)			

**2016 Frank Elm Invitational - 11-18-2016 to 11-20-2016**Real time results at www.besmarttinc.com

Follow Be Smartt Inc on Facebook!

Results**C - Final ... (Women 100 Yard Freestyle)**

	Name	Yr	School	Prelim Time	Finals Time	Points
22	McNichol, Maddie J	JR	Wagner College-MR	52.68	53.26	3
	25.52		53.26 (27.74)			
23	Green, Rachel J	SR	Northeastern University-NE	52.89	53.54	2
	25.76		53.54 (27.78)			
24	Hoiles, Alex K	JR	U.S. Naval Academy-MD	52.96	53.63	1
	25.71		53.63 (27.92)			

D - Final

25	Cole, Kathryn E	FR	U.S. Naval Academy-MD	53.04	52.40	
	25.50		52.40 (26.90)			
26	Touchette-McGowan, Sara	JR	Northeastern University-NE	53.41	52.74	
	25.40		52.74 (27.34)			
27	Noya, Arianna	SO	Columbia University-MR	53.23	53.10	
	25.60		53.10 (27.50)			
28	Quintero, Dominique K	FR	U.S. Naval Academy-MD	53.28	53.56	
	25.59		53.56 (27.97)			
29	Eastman, Kelsey L	FR	Wagner College-MR	53.41	53.63	
	25.47		53.63 (28.16)			
30	Fang, Elisa C	FR	Columbia University-MR	53.49	54.02	
	25.83		54.02 (28.19)			
31	Runge, Maddie R	FR	U.S. Naval Academy-MD	53.02	54.42	
	26.38		54.42 (28.04)			
32	Kuenstler, Molly R	JR	U.S. Naval Academy-MD	53.56	54.49	
	25.90		54.49 (28.59)			

**2016 Frank Elm Invitational - 11-18-2016 to 11-20-2016**Real time results at www.besmarttinc.com

Follow Be Smartt Inc on Facebook!

Results**Women 100 Yard Freestyle**

47.69 D1A

49.63 D2A

49.99 D1B

52.12 D2B

Name	Yr	School	Seed Time	Prelim Time	
Preliminaries					
*1 Clark, Megan E	FR	Northeastern University-NE	52.11	50.52	qD2B
24.11		50.52 (26.41)			
*1 Morrell, Olivia J	SR	U.S. Naval Academy-MD	52.04	50.52	qD2B
24.60		50.52 (25.92)			
3 Margroum, Kenzie A	SR	U.S. Naval Academy-MD	52.87	50.77	qD2B
24.47		50.77 (26.30)			
4 Boutant, Alice		Columbia University-MR	50.60	51.21	qD2B
24.62		51.21 (26.59)			
5 Rasile, Christine A	SR	Central Connecticut State Univ-C	50.60	51.24	qD2B
24.82		51.24 (26.42)			
6 O'Rourke, Kate M	JR	Columbia University-MR	53.26	51.26	qD2B
24.27		51.26 (26.99)			
7 Kashyrina, Oleksandra S	SO	Liu Brooklyn Blackbirds-MR	50.54	51.54	qD2B
24.40		51.54 (27.14)			
8 Bendfeldt, Laura	JR	Long Island University Post-MR	52.02	51.60	qD2B
24.51		51.60 (27.09)			
9 Coleman, Katelyn N	SO	Liu Brooklyn Blackbirds-MR	51.41	51.63	qD2B
24.91		51.63 (26.72)			
10 Lawlor, Clare	FR	Rutgers University Swimming-NJ	53.71	51.74	qD2B
25.05		51.74 (26.69)			
11 Hoeve, Rachel J	JR	Liberty University-VA	52.01	51.76	qD2B
24.75		51.76 (27.01)			
12 Harrington, Kelly M	FR	U.S. Naval Academy-MD	53.77	51.89	qD2B
24.73		51.89 (27.16)			
13 Kiely, Meghan G	SR	Rutgers University Swimming-NJ	52.46	51.96	qD2B
24.87		51.96 (27.09)			
14 Nihipali, Anu H	SR	Wagner College-MR	53.00	52.04	qD2B
24.62		52.04 (27.42)			
15 Gustafsson, Andrea J	SO	Wagner College-MR	54.19	52.10	qD2B
24.79		52.10 (27.31)			
16 Schnabel, Carly J	SO	Northeastern University-NE	52.37	52.16	q
24.77		52.16 (27.39)			
17 Hessing, Kirsty E	JR	Wagner College-MR	53.80	52.23	q
25.12		52.23 (27.11)			
18 Davis, Sarah	FR	Rutgers University Swimming-NJ	53.27	52.31	q
25.61		52.31 (26.70)			
19 Baker, Hannah M	FR	Liberty University-VA	52.82	52.35	q
25.13		52.35 (27.22)			
20 Czulewicz, Lauren H	JR	Central Connecticut State Univ-C	51.98	52.46	q
25.04		52.46 (27.42)			
21 Moses, Meghan	FR	Rutgers University Swimming-NJ	52.96	52.53	q
24.92		52.53 (27.61)			
22 Briant, Hannah P	SO	U.S. Naval Academy-MD	53.19	52.67	q
25.35		52.67 (27.32)			

**2016 Frank Elm Invitational - 11-18-2016 to 11-20-2016**Real time results at www.besmarttinc.com

Follow Be Smartt Inc on Facebook!

Results**Preliminaries ... (Women 100 Yard Freestyle)**

Name	Yr	School	Seed Time	Prelim Time	
23 McNichol, Maddie J	JR	Wagner College-MR	55.62	52.68	q
25.09	52.68	(27.59)			
24 Vega, Briana J	FR	Liu Brooklyn Blackbirds-MR	52.65	52.70	q
24.56	52.70	(28.14)			
25 Green, Rachel J	SR	Northeastern University-NE	54.84	52.89	q
25.45	52.89	(27.44)			
26 Graeff, Elizabeth M	JR	U.S. Naval Academy-MD	54.25	52.93	q
25.59	52.93	(27.34)			
27 Hoiles, Alex K	JR	U.S. Naval Academy-MD	54.97	52.96	q
25.39	52.96	(27.57)			
28 Runge, Maddie R	FR	U.S. Naval Academy-MD	55.91	53.02	q
25.72	53.02	(27.30)			
29 Cole, Kathryn E	FR	U.S. Naval Academy-MD	54.49	53.04	q
25.69	53.04	(27.35)			
30 Scudder, Erin E	FR	U.S. Naval Academy-MD	53.37	53.06	q
25.60	53.06	(27.46)			
31 Noya, Arianna	SO	Columbia University-MR	54.28	53.23	q
25.68	53.23	(27.55)			
32 Quintero, Dominique K	FR	U.S. Naval Academy-MD	55.13	53.28	q
25.39	53.28	(27.89)			
*33 Touchette-McGowan, Sara	JR	Northeastern University-NE	53.34	53.41	
25.56	53.41	(27.85)			
*33 Eastman, Kelsey L	FR	Wagner College-MR	54.35	53.41	
25.25	53.41	(28.16)			

Swim-Off Required

35 Fang, Elisa C	FR	Columbia University-MR	52.00	53.49	
25.40	53.49	(28.09)			
36 Walz, Delaney R	FR	U.S. Naval Academy-MD	55.22	53.52	
25.95	53.52	(27.57)			
37 Kuenstler, Molly R	JR	U.S. Naval Academy-MD	52.96	53.56	
25.69	53.56	(27.87)			
38 Wolf, Madeline A	SO	Northeastern University-NE	56.13	53.59	
25.98	53.59	(27.61)			
39 Spear, Lena	FR	Northeastern University-NE	54.45	53.65	
25.59	53.65	(28.06)			
40 Donlin, Colleen M	FR	Liberty University-VA	53.10	53.66	
25.55	53.66	(28.11)			
41 Richter, Audrey L	FR	Columbia University-MR	54.89	53.67	
25.96	53.67	(27.71)			
42 Smith, Sidney O	FR	Northeastern University-NE	54.26	53.76	
25.63	53.76	(28.13)			
43 Sparrman, Tove	FR	Long Island University Post-MR	54.32	53.85	
25.73	53.85	(28.12)			
44 DePuydt, Makenna L	FR	Wagner College-MR	54.84	54.02	
25.37	54.02	(28.65)			
45 Magnusson, Elizabeth A	SO	Liberty University-VA	54.72	54.04	
25.93	54.04	(28.11)			
46 Pond, Chelsea G	JR	Liberty University-VA	52.88	54.12	
25.59	54.12	(28.53)			
47 Geiger, Rachael B	SR	Northeastern University-NE	55.00	54.26	
25.96	54.26	(28.30)			

**2016 Frank Elm Invitational - 11-18-2016 to 11-20-2016**Real time results at www.besmarttinc.com

Follow Be Smartt Inc on Facebook!

Results**Preliminaries ... (Women 100 Yard Freestyle)**

	Name	Yr	School	Seed Time	Prelim Time
48	Black, Shelby Q	SO	Liberty University-VA	54.45	54.28
	26.18	54.28 (28.10)			
49	Hodges, Rickilee D	SO	Liberty University-VA	54.99	54.30
	26.11	54.30 (28.19)			
50	Barney, Katie	JR	James Madison University-VA	54.68	54.34
	26.37	54.34 (27.97)			
51	Maercklein, Erika R	FR	Central Connecticut State Univ-CT	54.21	54.42
	26.01	54.42 (28.41)			
52	Licausi, Brianna L	SO	Long Island University Post-MR	55.88	54.73
	25.68	54.73 (29.05)			
53	MacNamara, Clare M	FR	Columbia University-MR	56.20	54.91
	26.54	54.91 (28.37)			
54	Troy, Lizzie J	FR	U.S. Naval Academy-MD	54.91	54.93
	26.00	54.93 (28.93)			
*55	Donnelly, Lucia K	SO	U.S. Naval Academy-MD	55.23	54.97
	26.34	54.97 (28.63)			
*55	Motter, Megan J	FR	U.S. Naval Academy-MD	55.48	54.97
	26.71	54.97 (28.26)			
57	Weiss, Brittany M	FR	Liberty University-VA	53.00	54.99
	26.47	54.99 (28.52)			
58	Miller, Jamie C	FR	U.S. Naval Academy-MD	55.76	55.13
	26.73	55.13 (28.40)			
59	Gyurina, Angie R	FR	Northeastern University-NE	56.77	55.16
	25.88	55.16 (29.28)			
60	Eulinberg, Iman A	SO	Wagner College-MR	57.83	55.38
	26.05	55.38 (29.33)			
61	Fredricks, Grace M	FR	Central Connecticut State Univ-CT	56.38	55.49
	26.61	55.49 (28.88)			
62	Pande, Malavika	FR	Columbia University-MR	54.44	55.82
	26.37	55.82 (29.45)			
63	Rippey, Rachel N	JR	Liberty University-VA	57.43	55.94
	26.61	55.94 (29.33)			
64	Poole, Tori K	SO	Central Connecticut State Univ-CT	57.00	55.97
	26.52	55.97 (29.45)			
65	Ghali, Miriyam A	SO	Columbia University-MR	53.89	55.98
	26.69	55.98 (29.29)			
66	Argelander, Jessica	FR	Long Island University Post-MR	57.70	56.01
	26.62	56.01 (29.39)			
67	Boothe, Danielle A	JR	Liberty University-VA	54.78	56.02
	26.75	56.02 (29.27)			
68	St Pierre, Julia C	SR	Central Connecticut State Univ-CT	55.60	56.19
	27.21	56.19 (28.98)			
69	Null, Siani A	SO	Liberty University-VA	54.78	56.43
	27.20	56.43 (29.23)			
70	Lynch, Corri Lynn B	FR	Liberty University-VA	55.51	57.19
	27.00	57.19 (30.19)			
71	Emerson, Lauren H	FR	Wagner College-MR	58.86	57.38
	27.35	57.38 (30.03)			
72	Isom, Gabrielle I	SO	Columbia University-MR	56.92	57.56
	27.08	57.56 (30.48)			

**2016 Frank Elm Invitational - 11-18-2016 to 11-20-2016**Real time results at www.besmarttinc.com

Follow Be Smartt Inc on Facebook!

Results**Preliminaries ... (Women 100 Yard Freestyle)**

Name	Yr	School	Seed Time	Prelim Time
--- Fabugais-Inaba, Alex	FR	Rutgers University Swimming-NJ	53.07	X51.92 D2B
25.31	51.92 (26.61)			
--- Darmody, Kristie L	FR	James Madison University-VA	53.97	SCR
--- Ruiz, Vanessa J	FR	Rutgers University Swimming-NJ	54.36	SCR
--- Lawson, Casey J	SO	U.S. Naval Academy-MD	52.94	SCR
--- Harper, Shannon	SR	James Madison University-VA	53.31	SCR
--- Massey, Maddie	JR	James Madison University-VA	55.62	SCR
--- Breeger, Jillian R	SO	James Madison University-VA	53.93	SCR
--- O'Malley, Lauren G	SO	U.S. Naval Academy-MD	55.37	SCR
--- Warnimont, Ally R	SO	U.S. Naval Academy-MD	53.18	SCR
--- Barber, Lauren E	SO	U.S. Naval Academy-MD	51.49	SCR
--- Meyer, Charlotte R	SR	U.S. Naval Academy-MD	52.71	SCR
--- Macisaac, Elyse K	FR	U.S. Naval Academy-MD	57.17	SCR
--- Ranzau, Emily G	JR	U.S. Naval Academy-MD	55.38	SCR



2016 Frank Elm Invitational - 11-18-2016 to 11-20-2016

Real time results at www.besmarttinc.com

Follow Be Smartt Inc on Facebook!

Results

Women 200 Yard Freestyle

1:43.63 D1A

1:47.99 D1B

1:48.27 D2A

1:53.68 D2B

Name	Yr	School	Prelim Time	Finals Time	Points
A - Final					
1 Barber, Lauren E	SO	U.S. Naval Academy-MD	1:49.26	1:48.12	D2A 32
25.50	52.94 (27.44)	1:20.68 (27.74)	1:48.12 (27.44)		
2 Lawson, Casey J	SO	U.S. Naval Academy-MD	1:49.34	1:48.99	D2B 28
25.31	52.76 (27.45)	1:20.99 (28.23)	1:48.99 (28.00)		
3 Boutant, Alice		Columbia University-MR	1:50.01	1:49.88	D2B 27
25.63	53.18 (27.55)	1:21.30 (28.12)	1:49.88 (28.58)		
4 Margroum, Kenzie A	SR	U.S. Naval Academy-MD	1:50.81	1:50.20	D2B 26
25.79	54.09 (28.30)	1:22.32 (28.23)	1:50.20 (27.88)		
5 Fabugais-Inaba, Alex	FR	Rutgers University Swimming-NJ	1:51.16	1:50.28	D2B 25
25.96	54.12 (28.16)	1:22.31 (28.19)	1:50.28 (27.97)		
6 Rasile, Christine A	SR	Central Connecticut State Univ-C	1:51.01	1:51.89	D2B 24
25.88	53.73 (27.85)	1:22.56 (28.83)	1:51.89 (29.33)		
7 Schnabel, Carly J	SO	Northeastern University-NE	1:51.42	1:53.22	D2B 23
25.79	54.22 (28.43)	1:23.86 (29.64)	1:53.22 (29.36)		
8 Hessing, Kirsty E	JR	Wagner College-MR	1:52.70	1:54.34	22
26.99	55.06 (28.07)	1:24.48 (29.42)	1:54.34 (29.86)		
B - Final					
9 Meyer, Charlotte R	SR	U.S. Naval Academy-MD	1:53.67	1:51.58	D2B 20
26.46	54.70 (28.24)	1:23.59 (28.89)	1:51.58 (27.99)		
10 Ashby, Mary A	SO	Columbia University-MR	1:52.78	1:52.57	D2B 17
25.24	53.74 (28.50)	1:22.95 (29.21)	1:52.57 (29.62)		
11 Baker, Hannah M	FR	Liberty University-VA	1:53.59	1:53.39	D2B 16
26.05	54.64 (28.59)	1:24.36 (29.72)	1:53.39 (29.03)		
12 Moses, Meghan	FR	Rutgers University Swimming-NJ	1:54.33	1:53.73	15
25.93	54.19 (28.26)	1:23.71 (29.52)	1:53.73 (30.02)		
13 Wolf, Madeline A	SO	Northeastern University-NE	1:53.40	1:54.05	14
26.41	54.61 (28.20)	1:24.38 (29.77)	1:54.05 (29.67)		
14 Sparrman, Tove	FR	Long Island University Post-MR	1:52.98	1:54.07	13
25.51	54.32 (28.81)	1:24.14 (29.82)	1:54.07 (29.93)		
15 McNichol, Maddie J	JR	Wagner College-MR	1:53.74	1:54.14	12
26.59	55.15 (28.56)	1:24.57 (29.42)	1:54.14 (29.57)		
16 Magnusson, Elizabeth A	SO	Liberty University-VA	1:54.09	1:57.11	11
26.71	55.94 (29.23)	1:26.26 (30.32)	1:57.11 (30.85)		
C - Final					
17 Noya, Arianna	SO	Columbia University-MR	1:54.56	1:53.01	D2B 9
25.99	53.73 (27.74)	1:22.70 (28.97)	1:53.01 (30.31)		
18 Pond, Chelsea G	JR	Liberty University-VA	1:54.88	1:53.29	D2B 7
26.99	56.03 (29.04)	1:24.86 (28.83)	1:53.29 (28.43)		
19 Kuentler, Molly R	JR	U.S. Naval Academy-MD	1:54.89	1:53.64	D2B 6
25.74	54.16 (28.42)	1:23.75 (29.59)	1:53.64 (29.89)		
20 Czulewicz, Lauren H	JR	Central Connecticut State Univ-C	1:54.80	1:53.91	5
26.66	55.90 (29.24)	1:24.70 (28.80)	1:53.91 (29.21)		
21 Sall, Ashlee L	JR	Liberty University-VA	1:54.88	1:54.37	4
27.14	55.97 (28.83)	1:25.15 (29.18)	1:54.37 (29.22)		

**2016 Frank Elm Invitational - 11-18-2016 to 11-20-2016**Real time results at www.besmarttinc.com

Follow Be Smartt Inc on Facebook!

Results**C - Final ... (Women 200 Yard Freestyle)**

	Name	Yr	School	Prelim Time	Finals Time	Points
22	Swensen, Eline M	SO	Long Island University Post-MR	1:54.86	1:54.41	3
	26.46	55.50 (29.04)	1:25.35 (29.85)	1:54.41 (29.06)		
23	Davis, Sarah	FR	Rutgers University Swimming-NJ	1:54.93	1:54.82	2
	27.18	56.17 (28.99)	1:25.62 (29.45)	1:54.82 (29.20)		
24	Moore, Emily T	FR	Wagner College-MR	1:54.88	1:55.26	1
	26.46	55.73 (29.27)	1:25.35 (29.62)	1:55.26 (29.91)		

D - Final

25	Frias, Cristi M	JR	Columbia University-MR	1:54.96	1:53.69	
	26.87	56.00 (29.13)	1:25.53 (29.53)	1:53.69 (28.16)		
26	Pande, Malavika	FR	Columbia University-MR	1:55.85	1:54.02	
	26.36	55.11 (28.75)	1:24.36 (29.25)	1:54.02 (29.66)		
27	Cole, Kathryn E	FR	U.S. Naval Academy-MD	1:55.61	1:54.06	
	26.57	55.47 (28.90)	1:24.95 (29.48)	1:54.06 (29.11)		
28	Noonan, Morgan M	JR	Liberty University-VA	1:55.28	1:54.61	
	27.23	56.21 (28.98)	1:25.69 (29.48)	1:54.61 (28.92)		
29	Ranzau, Emily G	JR	U.S. Naval Academy-MD	1:55.23	1:54.86	
	26.36	55.10 (28.74)	1:24.84 (29.74)	1:54.86 (30.02)		
30	Weber, Delia M	SO	Liberty University-VA	1:55.35	1:55.14	
	27.03	56.04 (29.01)	1:25.60 (29.56)	1:55.14 (29.54)		
31	Geiger, Rachael B	SR	Northeastern University-NE	1:55.26	1:55.16	
	26.33	55.16 (28.83)	1:25.07 (29.91)	1:55.16 (30.09)		
32	MacNamara, Clare M	FR	Columbia University-MR	1:55.64	1:56.33	
	26.99	56.16 (29.17)	1:26.29 (30.13)	1:56.33 (30.04)		

**2016 Frank Elm Invitational - 11-18-2016 to 11-20-2016**Real time results at www.besmarttinc.com

Follow Be Smartt Inc on Facebook!

Results**Women 200 Yard Freestyle****1:43.63 D1A****1:47.99 D1B****1:48.27 D2A****1:53.68 D2B**

Name		Yr	School	Seed Time	Prelim Time	
Preliminaries						
1	Barber, Lauren E	SO	U.S. Naval Academy-MD	1:50.01	1:49.26	qD2B
	25.60	53.63 (28.03)	1:21.84 (28.21)	1:49.26 (27.42)		
2	Lawson, Casey J	SO	U.S. Naval Academy-MD	1:52.57	1:49.34	qD2B
	25.28	52.68 (27.40)	1:21.04 (28.36)	1:49.34 (28.30)		
3	Boutant, Alice		Columbia University-MR	1:51.40	1:50.01	qD2B
	25.79	53.53 (27.74)	1:21.77 (28.24)	1:50.01 (28.24)		
4	Margroum, Kenzie A	SR	U.S. Naval Academy-MD	1:52.76	1:50.81	qD2B
	25.84	54.21 (28.37)	1:22.50 (28.29)	1:50.81 (28.31)		
5	Rasile, Christine A	SR	Central Connecticut State Univ-C	1:49.79	1:51.01	qD2B
	25.74	53.66 (27.92)	1:22.14 (28.48)	1:51.01 (28.87)		
6	Fabugais-Inaba, Alex	FR	Rutgers University Swimming-NJ	1:50.80	1:51.16	qD2B
	25.68	53.60 (27.92)	1:22.42 (28.82)	1:51.16 (28.74)		
7	Schnabel, Carly J	SO	Northeastern University-NE	1:53.07	1:51.42	qD2B
	25.40	53.23 (27.83)	1:22.52 (29.29)	1:51.42 (28.90)		
8	Hessing, Kirsty E	JR	Wagner College-MR	1:57.14	1:52.70	qD2B
	26.98	55.40 (28.42)	1:24.36 (28.96)	1:52.70 (28.34)		
9	Ashby, Mary A	SO	Columbia University-MR	1:51.00	1:52.78	qD2B
	25.21	53.74 (28.53)	1:22.95 (29.21)	1:52.78 (29.83)		
10	Sparman, Tove	FR	Long Island University Post-MR	1:56.89	1:52.98	qD2B
	25.74	54.33 (28.59)	1:23.63 (29.30)	1:52.98 (29.35)		
11	Wolf, Madeline A	SO	Northeastern University-NE	1:57.94	1:53.40	qD2B
	26.70	55.06 (28.36)	1:24.18 (29.12)	1:53.40 (29.22)		
12	Baker, Hannah M	FR	Liberty University-VA	1:53.10	1:53.59	qD2B
	25.96	54.47 (28.51)	1:24.23 (29.76)	1:53.59 (29.36)		
13	Meyer, Charlotte R	SR	U.S. Naval Academy-MD	1:56.69	1:53.67	qD2B
	27.00	55.98 (28.98)	1:25.28 (29.30)	1:53.67 (28.39)		
14	McNichol, Maddie J	JR	Wagner College-MR	1:56.68	1:53.74	q
	26.68	55.09 (28.41)	1:24.23 (29.14)	1:53.74 (29.51)		
15	Magnusson, Elizabeth A	SO	Liberty University-VA	1:56.64	1:54.09	q
	26.43	54.89 (28.46)	1:24.50 (29.61)	1:54.09 (29.59)		
16	Moses, Meghan	FR	Rutgers University Swimming-NJ	1:59.00	1:54.33	q
	26.18	54.60 (28.42)	1:23.84 (29.24)	1:54.33 (30.49)		
17	Noya, Arianna	SO	Columbia University-MR	1:54.00	1:54.56	q
	26.52	55.20 (28.68)	1:24.50 (29.30)	1:54.56 (30.06)		
18	Czulewicz, Lauren H	JR	Central Connecticut State Univ-C	1:52.25	1:54.80	q
	26.60	55.72 (29.12)	1:25.18 (29.46)	1:54.80 (29.62)		
19	Swensen, Eline M	SO	Long Island University Post-MR	1:56.50	1:54.86	q
	26.77	55.89 (29.12)	1:25.67 (29.78)	1:54.86 (29.19)		
*20	Moore, Emily T	FR	Wagner College-MR	1:56.09	1:54.88	q
	26.26	54.98 (28.72)	1:24.75 (29.77)	1:54.88 (30.13)		
*20	Pond, Chelsea G	JR	Liberty University-VA	1:55.11	1:54.88	q
	26.68	55.97 (29.29)	1:25.65 (29.68)	1:54.88 (29.23)		
*20	Sall, Ashlee L	JR	Liberty University-VA	1:55.42	1:54.88	q
	26.92	55.91 (28.99)	1:25.63 (29.72)	1:54.88 (29.25)		

**2016 Frank Elm Invitational - 11-18-2016 to 11-20-2016**Real time results at www.besmarttinc.com

Follow Be Smartt Inc on Facebook!

Results**Preliminaries ... (Women 200 Yard Freestyle)**

Name	Yr	School	Seed Time	Prelim Time	
23 Kuentler, Molly R 26.40	JR	U.S. Naval Academy-MD 55.32 (28.92) 1:25.22 (29.90)	1:55.64 1:54.89 (29.67)	1:54.89	q
*24 Morrell, Olivia J 26.45	SR	U.S. Naval Academy-MD 55.35 (28.90) 1:25.20 (29.85)	1:55.87 1:54.93 (29.73)	1:54.93	q
*24 Davis, Sarah 27.23	FR	Rutgers University Swimming-NJ 56.23 (29.00) 1:25.64 (29.41)	1:56.42 1:54.93 (29.29)	1:54.93	q
Swim-Off Required					
26 Frias, Cristi M 27.17	JR	Columbia University-MR 56.12 (28.95) 1:25.45 (29.33)	1:55.30 1:54.96 (29.51)	1:54.96	q
27 Asselin, Chantal Y 26.83	SR	Rutgers University Swimming-NJ 56.02 (29.19) 1:25.70 (29.68)	2:00.87 1:54.97 (29.27)	1:54.97	q
28 Warnimont, Ally R 26.13	SO	U.S. Naval Academy-MD 55.08 (28.95) 1:25.18 (30.10)	1:55.61 1:55.22 (30.04)	1:55.22	q
29 Ranzau, Emily G 27.00	JR	U.S. Naval Academy-MD 56.09 (29.09) 1:25.84 (29.75)	1:57.93 1:55.23 (29.39)	1:55.23	q
30 Geiger, Rachael B 26.48	SR	Northeastern University-NE 55.07 (28.59) 1:24.98 (29.91)	1:57.99 1:55.26 (30.28)	1:55.26	q
31 Noonan, Morgan M 26.82	JR	Liberty University-VA 55.51 (28.69) 1:25.03 (29.52)	1:56.21 1:55.28 (30.25)	1:55.28	q
32 Weber, Delia M 26.95	SO	Liberty University-VA 56.23 (29.28) 1:25.82 (29.59)	1:56.23 1:55.35 (29.53)	1:55.35	q
33 Cole, Kathryn E 27.19	FR	U.S. Naval Academy-MD 56.31 (29.12) 1:26.14 (29.83)	1:55.91 1:55.61 (29.47)	1:55.61	
34 MacNamara, Clare M 27.30	FR	Columbia University-MR 56.33 (29.03) 1:25.96 (29.63)	1:56.84 1:55.64 (29.68)	1:55.64	
35 Pande, Malavika 26.05	FR	Columbia University-MR 54.89 (28.84) 1:24.89 (30.00)	1:55.20 1:55.85 (30.96)	1:55.85	
36 Darmody, Kristie L 27.22	FR	James Madison University-VA 56.54 (29.32) 1:26.50 (29.96)	1:54.81 1:55.98 (29.48)	1:55.98	
37 DePuydt, Makenna L 26.26	FR	Wagner College-MR 55.73 (29.47) 1:25.99 (30.26)	1:59.22 1:55.98 (29.99)	J1:55.98	
38 Fuller, Karis 26.94	SO	Long Island University Post-MR 56.73 (29.79) 1:27.10 (30.37)	1:58.65 1:56.27 (29.17)	1:56.27	
39 Lee, Thomi E 27.02	JR	Rutgers University Swimming-NJ 56.73 (29.71) 1:26.68 (29.95)	1:55.56 1:56.30 (29.62)	1:56.30	
40 Haddock, Logan C 27.35	JR	James Madison University-VA 56.63 (29.28) 1:26.08 (29.45)	1:57.18 1:56.32 (30.24)	1:56.32	
41 Deglau, Ellie N 27.12	SO	U.S. Naval Academy-MD 56.58 (29.46) 1:27.05 (30.47)	1:57.91 1:57.28 (30.23)	1:57.28	
42 Black, Shelby Q 27.05	SO	Liberty University-VA 56.26 (29.21) 1:27.01 (30.75)	1:55.76 1:57.29 (30.28)	1:57.29	
*43 Long, Kelly A 27.53	SO	James Madison University-VA 57.33 (29.80) 1:27.52 (30.19)	1:58.67 1:57.38 (29.86)	1:57.38	
*43 Mehta, Anila J 27.30	JR	Northeastern University-NE 56.96 (29.66) 1:27.38 (30.42)	2:02.12 1:57.38 (30.00)	1:57.38	
45 Greenberg, Lauren E 27.66	SO	U.S. Naval Academy-MD 57.62 (29.96) 1:27.71 (30.09)	1:56.91 1:57.52 (29.81)	1:57.52	
46 Upston, Stephanie 27.82	SO	Wagner College-MR 56.99 (29.17) 1:26.81 (29.82)	2:04.00 1:57.58 (30.77)	1:57.58	
47 Barney, Katie 27.00	JR	James Madison University-VA 56.65 (29.65) 1:27.28 (30.63)	1:58.72 1:57.65 (30.37)	1:57.65	



2016 Frank Elm Invitational - 11-18-2016 to 11-20-2016

Real time results at www.besmarttinc.com

Follow Be Smartt Inc on Facebook!

Results

Preliminaries ... (Women 200 Yard Freestyle)

Name	Yr	School	Seed Time	Prelim Time
48 St Pierre, Julia C 27.61	SR	Central Connecticut State Univ-C	1:59.44 1:58.16 (30.30)	1:58.16
49 Fang, Elisa C 26.89	FR	Columbia University-MR	1:54.40 1:58.55 (31.24)	1:58.55
50 Moriarty, Grace M 27.82	SO	Central Connecticut State Univ-C	2:02.42 1:58.65 (30.26)	1:58.65
*51 Motter, Megan J 27.78	FR	U.S. Naval Academy-MD	1:59.88 1:58.77 (30.19)	1:58.77
*51 Carrigan, Mads R 27.33	SO	Liu Brooklyn Blackbirds-MR	1:59.65 1:58.77 (30.83)	1:58.77
53 Richter, Audrey L 27.91	FR	Columbia University-MR	1:57.23 1:59.07 (30.31)	1:59.07
54 Vega, Briana J 26.67	FR	Liu Brooklyn Blackbirds-MR	1:58.38 1:59.72 (31.94)	1:59.72
55 Donlin, Colleen M 27.25	FR	Liberty University-VA	1:57.30 1:59.73 (31.06)	1:59.73
56 Fredricks, Grace M 27.30	FR	Central Connecticut State Univ-C	2:04.10 1:59.74 (30.98)	1:59.74
57 Eulinberg, Iman A 27.51	SO	Wagner College-MR	2:06.33 2:00.23 (31.68)	2:00.23
58 Kashyrina, Oleksandra S 26.89	SO	Liu Brooklyn Blackbirds-MR	1:57.68 2:00.74 (31.30)	2:00.74
59 Bliss, Madeline J 28.17	SR	U.S. Naval Academy-MD	1:57.16 2:03.34 (31.66)	2:03.34
60 Troy, Lizzie J 27.26	FR	U.S. Naval Academy-MD	1:58.21 2:03.44 (32.65)	2:03.44
61 Lynch, Corri Lynn B 28.02	FR	Liberty University-VA	1:59.34 2:07.34 (34.11)	2:07.34
--- Runge, Maddie R False start	FR	U.S. Naval Academy-MD	1:53.58	DQ
--- Graeff, Elizabeth M	JR	U.S. Naval Academy-MD	1:58.11	SCR
--- Donnelly, Lucia K	SO	U.S. Naval Academy-MD	1:56.77	SCR
--- Harrington, Kelly M	FR	U.S. Naval Academy-MD	1:56.08	SCR
--- Oster, Madi G	SO	James Madison University-VA	1:58.90	SCR
--- Warhol, MaryElizabeth	SR	James Madison University-VA	1:54.33	SCR
--- Coleman, Mollie R	SO	Central Connecticut State Univ-C	2:05.49	SCR
--- Tallier, Sophie T	SO	Northeastern University-NE	1:59.33	SCR
--- Treusdell, Kerry E	SR	Northeastern University-NE	1:56.18	SCR
--- O'Malley, Lauren G	SO	U.S. Naval Academy-MD	1:57.11	SCR
--- Walz, Delaney R	FR	U.S. Naval Academy-MD	1:54.94	SCR
--- Quintero, Dominique K	FR	U.S. Naval Academy-MD	2:03.34	SCR
--- Scudder, Erin E	FR	U.S. Naval Academy-MD	1:55.26	SCR
--- Smith, Jenny J	JR	U.S. Naval Academy-MD	1:55.08	SCR



2016 Frank Elm Invitational - 11-18-2016 to 11-20-2016

Real time results at www.besmarttinc.com

Follow Be Smartt Inc on Facebook!

Results

Women 500 Yard Freestyle

4:36.30 D1A

4:47.79 D1B

4:52.11 D2A

5:06.72 D2B

Name	Yr	School	Prelim Time	Finals Time	Points
A - Final					
1 Runge, Maddie R	FR	U.S. Naval Academy-MD	4:54.23	4:52.04	D2A 32
26.63	55.15 (28.52)	1:24.06 (28.91)	1:53.28 (29.22)		
2:22.85 (29.57)	2:52.47 (29.62)	3:22.17 (29.70)	3:52.30 (30.13)		
4:22.40 (30.10)	4:52.04 (29.64)				
2 Wojdylo, Helen K	FR	Columbia University-MR	4:56.34	4:55.85	D2B 28
26.59	55.61 (29.02)	1:25.61 (30.00)	1:55.74 (30.13)		
2:26.14 (30.40)	2:56.80 (30.66)	3:27.25 (30.45)	3:57.36 (30.11)		
4:27.28 (29.92)	4:55.85 (28.57)				
3 Fabugais-Inaba, Alex	FR	Rutgers University Swimming-NJ	4:58.60	4:55.94	D2B 27
27.12	56.58 (29.46)	1:26.39 (29.81)	1:56.59 (30.20)		
2:27.05 (30.46)	2:57.71 (30.66)	3:28.06 (30.35)	3:58.79 (30.73)		
4:28.51 (29.72)	4:55.94 (27.43)				
4 Smith, Jenny J	JR	U.S. Naval Academy-MD	4:59.69	4:59.02	D2B 26
27.91	57.93 (30.02)	1:28.06 (30.13)	1:58.45 (30.39)		
2:29.00 (30.55)	2:59.07 (30.07)	3:29.46 (30.39)	3:59.81 (30.35)		
4:29.66 (29.85)	4:59.02 (29.36)				
5 Ranzau, Emily G	JR	U.S. Naval Academy-MD	5:00.02	4:59.03	D2B 25
27.24	56.93 (29.69)	1:26.95 (30.02)	1:57.23 (30.28)		
2:27.49 (30.26)	2:57.67 (30.18)	3:28.02 (30.35)	3:58.32 (30.30)		
4:28.88 (30.56)	4:59.03 (30.15)				
6 Downing, Stephanie M	FR	U.S. Naval Academy-MD	5:00.10	4:59.79	D2B 24
27.40	57.11 (29.71)	1:26.94 (29.83)	1:56.98 (30.04)		
2:27.28 (30.30)	2:57.41 (30.13)	3:27.95 (30.54)	3:58.86 (30.91)		
4:29.76 (30.90)	4:59.79 (30.03)				
7 Schnabel, Carly J	SO	Northeastern University-NE	4:56.18	4:59.93	D2B 23
26.46	55.76 (29.30)	1:25.62 (29.86)	1:55.99 (30.37)		
2:26.58 (30.59)	2:57.43 (30.85)	3:28.49 (31.06)	3:59.78 (31.29)		
4:30.65 (30.87)	4:59.93 (29.28)				
8 Gomez, Valentina	FR	Central Connecticut State Univ-C	4:58.19	5:00.03	D2B 22
27.29	56.99 (29.70)	1:27.09 (30.10)	1:57.36 (30.27)		
2:27.91 (30.55)	2:58.28 (30.37)	3:29.03 (30.75)	3:59.71 (30.68)		
4:30.22 (30.51)	5:00.03 (29.81)				
B - Final					
9 Koprivova, Vera	SO	Rutgers University Swimming-NJ	5:00.96	4:56.61	D2B 20
26.62	55.11 (28.49)	1:24.27 (29.16)	1:53.81 (29.54)		
2:23.62 (29.81)	2:53.89 (30.27)	3:24.55 (30.66)	3:55.65 (31.10)		
4:26.63 (30.98)	4:56.61 (29.98)				
10 Margroum, Kenzie A	SR	U.S. Naval Academy-MD	5:00.73	4:58.97	D2B 17
27.32	57.49 (30.17)	1:27.93 (30.44)	1:58.71 (30.78)		
2:29.33 (30.62)	2:59.72 (30.39)	3:30.04 (30.32)	4:00.49 (30.45)		
4:30.36 (29.87)	4:58.97 (28.61)				
11 Zhang, Bonnie	FR	James Madison University-VA	5:00.57	4:59.11	D2B 16
27.88	57.98 (30.10)	1:28.75 (30.77)	1:59.35 (30.60)		
2:30.11 (30.76)	3:01.10 (30.99)	3:31.49 (30.39)	4:01.71 (30.22)		
4:31.35 (29.64)	4:59.11 (27.76)				



2016 Frank Elm Invitational - 11-18-2016 to 11-20-2016

Real time results at www.besmarttinc.com

Follow Be Smartt Inc on Facebook!

Results

B - Final ... (Women 500 Yard Freestyle)

	Name	Yr	School	Prelim Time	Finals Time		Points
12	Scudder, Erin E	FR	U.S. Naval Academy-MD	5:00.55	5:00.20	D2B	15
	27.54	57.50 (29.96)	1:27.81 (30.31)	1:58.14 (30.33)			
	2:28.35 (30.21)	2:58.62 (30.27)	3:29.08 (30.46)	3:59.94 (30.86)			
	4:30.60 (30.66)	5:00.20 (29.60)					
13	Parker, Katie	JR	James Madison University-VA	5:00.26	5:00.39	D2B	14
	28.35	58.90 (30.55)	1:29.62 (30.72)	2:00.37 (30.75)			
	2:30.75 (30.38)	3:01.21 (30.46)	3:31.45 (30.24)	4:01.61 (30.16)			
	4:31.54 (29.93)	5:00.39 (28.85)					
14	Devers, Aidan G	SO	Central Connecticut State Univ-C	5:01.23	5:00.78	D2B	13
	27.78	57.72 (29.94)	1:28.36 (30.64)	1:59.07 (30.71)			
	2:29.74 (30.67)	3:00.38 (30.64)	3:30.74 (30.36)	4:01.09 (30.35)			
	4:31.13 (30.04)	5:00.78 (29.65)					
15	Domeier, Jordan T	SR	Northeastern University-NE	5:01.42	5:00.95	D2B	12
	26.80	55.95 (29.15)	1:26.19 (30.24)	1:56.62 (30.43)			
	2:27.27 (30.65)	2:58.07 (30.80)	3:29.03 (30.96)	4:00.24 (31.21)			
	4:31.08 (30.84)	5:00.95 (29.87)					
16	Wolf, Madeline A	SO	Northeastern University-NE	5:01.48	5:07.66		11
	27.42	57.71 (30.29)	1:28.21 (30.50)	1:59.27 (31.06)			
	2:30.66 (31.39)	3:01.96 (31.30)	3:33.53 (31.57)	4:05.23 (31.70)			
	4:36.76 (31.53)	5:07.66 (30.90)					
C - Final							
17	Fuller, Karis	SO	Long Island University Post-MR	5:03.80	4:59.32	D2B	9
	27.49	57.13 (29.64)	1:27.38 (30.25)	1:57.83 (30.45)			
	2:28.51 (30.68)	2:59.03 (30.52)	3:29.41 (30.38)	3:59.89 (30.48)			
	4:30.29 (30.40)	4:59.32 (29.03)					
18	Asselin, Chantal Y	SR	Rutgers University Swimming-NJ	5:01.95	4:59.47	D2B	7
	27.70	57.38 (29.68)	1:27.50 (30.12)	1:57.74 (30.24)			
	2:27.97 (30.23)	2:58.27 (30.30)	3:28.45 (30.18)	3:59.07 (30.62)			
	4:29.86 (30.79)	4:59.47 (29.61)					
19	Weber, Delia M	SO	Liberty University-VA	5:02.06	5:00.89	D2B	6
	26.94	56.48 (29.54)	1:26.79 (30.31)	1:57.43 (30.64)			
	2:28.30 (30.87)	2:59.10 (30.80)	3:29.86 (30.76)	4:00.66 (30.80)			
	4:31.40 (30.74)	5:00.89 (29.49)					
20	Jordan, Erin K	SO	U.S. Naval Academy-MD	5:04.26	5:01.17	D2B	5
	27.15	56.88 (29.73)	1:27.13 (30.25)	1:58.16 (31.03)			
	2:28.99 (30.83)	2:59.98 (30.99)	3:30.95 (30.97)	4:02.06 (31.11)			
	4:32.30 (30.24)	5:01.17 (28.87)					
21	MacNamara, Clare M	FR	Columbia University-MR	5:03.63	5:01.64	D2B	4
	27.58	57.46 (29.88)	1:27.75 (30.29)	1:58.28 (30.53)			
	2:28.71 (30.43)	2:59.74 (31.03)	3:30.57 (30.83)	4:01.23 (30.66)			
	4:31.99 (30.76)	5:01.64 (29.65)					
22	Schlesinger, Sarah B	FR	Northeastern University-NE	5:03.57	5:04.21	D2B	3
	27.40	57.16 (29.76)	1:27.52 (30.36)	1:58.20 (30.68)			
	2:28.93 (30.73)	3:00.01 (31.08)	3:31.03 (31.02)	4:02.15 (31.12)			
	4:33.58 (31.43)	5:04.21 (30.63)					
23	Lee, Thomi E	JR	Rutgers University Swimming-NJ	5:05.16	5:06.86		2
	27.69	58.14 (30.45)	1:29.28 (31.14)	2:00.60 (31.32)			
	2:31.95 (31.35)	3:03.66 (31.71)	3:33.96 (30.30)	4:05.39 (31.43)			
	4:36.52 (31.13)	5:06.86 (30.34)					



2016 Frank Elm Invitational - 11-18-2016 to 11-20-2016

Real time results at www.besmarttinc.com

Follow Be Smartt Inc on Facebook!

Results

C - Final ... (Women 500 Yard Freestyle)

	Name	Yr	School	Prelim Time	Finals Time	Points
24	Adkins, Claire	SR	James Madison University-VA	5:05.16	5:08.03	1
	28.81	59.79 (30.98)	1:31.08 (31.29)	2:01.68 (30.60)		
	2:32.66 (30.98)	3:03.67 (31.01)	3:34.29 (30.62)	4:05.77 (31.48)		
	4:36.97 (31.20)	5:08.03 (31.06)				

D - Final

25	Stoppa, Francesca	SO	Rutgers University Swimming-NJ	5:07.19	4:56.89	D2B
	26.57	56.31 (29.74)	1:26.30 (29.99)	1:56.29 (29.99)		
	2:26.48 (30.19)	2:56.67 (30.19)	3:26.85 (30.18)	3:57.20 (30.35)		
	4:27.34 (30.14)	4:56.89 (29.55)				
26	Finnigan, Alicia J	SO	Liberty University-VA	5:05.50	5:02.80	D2B
	28.40	59.25 (30.85)	1:30.22 (30.97)	2:01.67 (31.45)		
	2:32.78 (31.11)	3:03.50 (30.72)	3:33.96 (30.46)	4:04.29 (30.33)		
	4:33.95 (29.66)	5:02.80 (28.85)				
27	McNichol, Maddie J	JR	Wagner College-MR	5:05.22	5:03.05	D2B
	28.09	57.93 (29.84)	1:28.35 (30.42)	1:59.07 (30.72)		
	2:29.77 (30.70)	3:00.33 (30.56)	3:30.96 (30.63)	4:01.71 (30.75)		
	4:32.73 (31.02)	5:03.05 (30.32)				
28	Gourdie, Emma L	FR	James Madison University-VA	5:06.86	5:03.35	D2B
	28.72	59.09 (30.37)	1:29.72 (30.63)	2:00.63 (30.91)		
	2:31.20 (30.57)	3:01.95 (30.75)	3:32.58 (30.63)	4:03.38 (30.80)		
	4:34.29 (30.91)	5:03.35 (29.06)				
29	Thomas, Sabree C	SR	Central Connecticut State Univ-C	5:06.64	5:06.14	D2B
	28.77	59.22 (30.45)	1:30.27 (31.05)	2:01.38 (31.11)		
	2:32.47 (31.09)	3:03.41 (30.94)	3:34.34 (30.93)	4:05.11 (30.77)		
	4:35.90 (30.79)	5:06.14 (30.24)				
30	Sall, Ashlee L	JR	Liberty University-VA	5:07.11	5:09.23	
	28.12	58.69 (30.57)	1:29.85 (31.16)	2:01.21 (31.36)		
	2:32.97 (31.76)	3:04.37 (31.40)	3:36.10 (31.73)	4:07.65 (31.55)		
	4:38.96 (31.31)	5:09.23 (30.27)				
31	Greenberg, Lauren E	SO	U.S. Naval Academy-MD	5:06.48	5:09.58	
	28.17	58.65 (30.48)	1:29.62 (30.97)	2:01.10 (31.48)		
	2:32.46 (31.36)	3:03.85 (31.39)	3:35.39 (31.54)	4:07.04 (31.65)		
	4:38.60 (31.56)	5:09.58 (30.98)				
32	Noonan, Morgan M	JR	Liberty University-VA	5:07.02	5:09.72	
	28.77	1:00.08 (31.31)	1:31.60 (31.52)	2:03.09 (31.49)		
	2:34.43 (31.34)	3:05.37 (30.94)	3:36.47 (31.10)	4:07.83 (31.36)		
	4:39.22 (31.39)	5:09.72 (30.50)				

**2016 Frank Elm Invitational - 11-18-2016 to 11-20-2016**Real time results at www.besmarttinc.com

Follow Be Smartt Inc on Facebook!

Results**Women 500 Yard Freestyle**

4:36.30 D1A

4:47.79 D1B

4:52.11 D2A

5:06.72 D2B

Name	Yr	School	Seed Time	Prelim Time
Preliminaries				
1 Runge, Maddie R	FR	U.S. Naval Academy-MD	5:02.44	4:54.23 qD2B
27.29	56.36 (29.07)	1:25.64 (29.28)	1:55.00 (29.36)	
2:24.55 (29.55)	2:54.47 (29.92)	3:24.17 (29.70)	3:54.05 (29.88)	
4:24.29 (30.24)	4:54.23 (29.94)			
2 Schnabel, Carly J	SO	Northeastern University-NE	4:59.08	4:56.18 qD2B
26.54	55.49 (28.95)	1:25.21 (29.72)	1:55.18 (29.97)	
2:25.45 (30.27)	2:55.64 (30.19)	3:25.98 (30.34)	3:56.18 (30.20)	
4:26.43 (30.25)	4:56.18 (29.75)			
3 Wojdylo, Helen K	FR	Columbia University-MR	5:07.12	4:56.34 qD2B
26.54	55.51 (28.97)	1:25.23 (29.72)	1:55.06 (29.83)	
2:24.97 (29.91)	2:55.17 (30.20)	3:25.42 (30.25)	3:55.98 (30.56)	
4:26.49 (30.51)	4:56.34 (29.85)			
4 Gomez, Valentina	FR	Central Connecticut State Univ-C	5:09.89	4:58.19 qD2B
27.55	57.03 (29.48)	1:27.07 (30.04)	1:57.10 (30.03)	
2:27.19 (30.09)	2:57.42 (30.23)	3:27.69 (30.27)	3:58.04 (30.35)	
4:28.21 (30.17)	4:58.19 (29.98)			
5 Fabugais-Inaba, Alex	FR	Rutgers University Swimming-NJ	4:58.01	4:58.60 qD2B
27.80	58.07 (30.27)	1:28.56 (30.49)	1:59.56 (31.00)	
2:30.08 (30.52)	3:00.30 (30.22)	3:30.55 (30.25)	4:00.99 (30.44)	
4:30.07 (29.08)	4:58.60 (28.53)			
6 Smith, Jenny J	JR	U.S. Naval Academy-MD	5:10.97	4:59.69 qD2B
28.56	59.06 (30.50)	1:29.62 (30.56)	2:00.07 (30.45)	
2:30.56 (30.49)	2:59.83 (29.27)	3:29.74 (29.91)	3:59.90 (30.16)	
4:30.09 (30.19)	4:59.69 (29.60)			
7 Ranzau, Emily G	JR	U.S. Naval Academy-MD	5:04.81	5:00.02 qD2B
27.96	58.17 (30.21)	1:28.43 (30.26)	1:58.72 (30.29)	
2:28.99 (30.27)	2:59.39 (30.40)	3:29.68 (30.29)	4:00.09 (30.41)	
4:30.53 (30.44)	5:00.02 (29.49)			
8 Downing, Stephanie M	FR	U.S. Naval Academy-MD	5:08.29	5:00.10 qD2B
27.88	57.92 (30.04)	1:28.26 (30.34)	1:58.90 (30.64)	
2:29.49 (30.59)	3:00.06 (30.57)	3:30.48 (30.42)	4:00.79 (30.31)	
4:30.91 (30.12)	5:00.10 (29.19)			
9 Parker, Katie	JR	James Madison University-VA	5:03.42	5:00.26 qD2B
28.41	59.46 (31.05)	1:30.46 (31.00)	2:01.31 (30.85)	
2:31.62 (30.31)	3:01.89 (30.27)	3:31.62 (29.73)	4:01.29 (29.67)	
4:31.04 (29.75)	5:00.26 (29.22)			
10 Scudder, Erin E	FR	U.S. Naval Academy-MD	5:13.54	5:00.55 qD2B
27.12	56.81 (29.69)	1:26.91 (30.10)	1:57.22 (30.31)	
2:27.64 (30.42)	2:58.73 (31.09)	3:29.64 (30.91)	4:00.17 (30.53)	
4:30.50 (30.33)	5:00.55 (30.05)			
11 Zhang, Bonnie	FR	James Madison University-VA	5:04.50	5:00.57 qD2B
27.78	58.06 (30.28)	1:28.79 (30.73)	1:59.74 (30.95)	
2:31.06 (31.32)	3:02.08 (31.02)	3:31.99 (29.91)	4:02.44 (30.45)	
4:32.39 (29.95)	5:00.57 (28.18)			



2016 Frank Elm Invitational - 11-18-2016 to 11-20-2016

Real time results at www.besmarttinc.com

Follow Be Smartt Inc on Facebook!

Results

Preliminaries ... (Women 500 Yard Freestyle)

Name	Yr	School	Seed Time	Prelim Time	
12 Margroum, Kenzie A	SR	U.S. Naval Academy-MD	4:59.58	5:00.73	qD2B
26.28	55.96 (29.68)	1:26.12 (30.16)	1:56.53 (30.41)		
2:27.20 (30.67)	2:57.98 (30.78)	3:28.80 (30.82)	3:59.95 (31.15)		
4:31.12 (31.17)	5:00.73 (29.61)				
13 Koprivova, Vera	SO	Rutgers University Swimming-NJ	NT	5:00.96	qD2B
27.28	56.73 (29.45)	1:27.16 (30.43)	1:57.89 (30.73)		
2:28.77 (30.88)	2:59.39 (30.62)	3:29.92 (30.53)	4:00.47 (30.55)		
4:30.95 (30.48)	5:00.96 (30.01)				
14 Devers, Aidan G	SO	Central Connecticut State Univ-C	5:03.26	5:01.23	qD2B
27.84	58.05 (30.21)	1:28.82 (30.77)	1:59.41 (30.59)		
2:30.01 (30.60)	3:00.53 (30.52)	3:30.91 (30.38)	4:01.30 (30.39)		
4:31.62 (30.32)	5:01.23 (29.61)				
15 Domeier, Jordan T	SR	Northeastern University-NE	5:20.73	5:01.42	qD2B
26.68	55.40 (28.72)	1:25.04 (29.64)	1:55.23 (30.19)		
2:25.90 (30.67)	2:56.69 (30.79)	3:27.60 (30.91)	3:59.09 (31.49)		
4:30.42 (31.33)	5:01.42 (31.00)				
16 Wolf, Madeline A	SO	Northeastern University-NE	5:15.99	5:01.48	qD2B
26.76	56.12 (29.36)	1:26.26 (30.14)	1:56.22 (29.96)		
2:26.50 (30.28)	2:56.95 (30.45)	3:28.17 (31.22)	3:59.79 (31.62)		
4:31.00 (31.21)	5:01.48 (30.48)				
17 Asselin, Chantal Y	SR	Rutgers University Swimming-NJ	5:13.87	5:01.95	qD2B
27.98	57.96 (29.98)	1:28.30 (30.34)	1:58.78 (30.48)		
2:29.50 (30.72)	3:00.23 (30.73)	3:30.68 (30.45)	4:01.36 (30.68)		
4:32.13 (30.77)	5:01.95 (29.82)				
18 Weber, Delia M	SO	Liberty University-VA	5:09.55	5:02.06	qD2B
27.61	57.45 (29.84)	1:27.85 (30.40)	1:58.58 (30.73)		
2:29.44 (30.86)	3:00.25 (30.81)	3:31.02 (30.77)	4:01.68 (30.66)		
4:32.08 (30.40)	5:02.06 (29.98)				
19 Schlesinger, Sarah B	FR	Northeastern University-NE	5:27.47	5:03.57	qD2B
27.07	56.76 (29.69)	1:27.20 (30.44)	1:58.34 (31.14)		
2:29.46 (31.12)	3:00.51 (31.05)	3:31.40 (30.89)	4:02.14 (30.74)		
4:33.30 (31.16)	5:03.57 (30.27)				
20 MacNamara, Clare M	FR	Columbia University-MR	5:08.00	5:03.63	qD2B
27.54	57.01 (29.47)	1:27.46 (30.45)	1:57.95 (30.49)		
2:28.66 (30.71)	2:59.42 (30.76)	3:30.33 (30.91)	4:01.23 (30.90)		
4:32.55 (31.32)	5:03.63 (31.08)				
21 Fuller, Karis	SO	Long Island University Post-MR	5:06.53	5:03.80	qD2B
27.65	57.35 (29.70)	1:28.05 (30.70)	1:59.14 (31.09)		
2:30.20 (31.06)	3:01.38 (31.18)	3:32.40 (31.02)	4:03.21 (30.81)		
4:34.02 (30.81)	5:03.80 (29.78)				
22 Jordan, Erin K	SO	U.S. Naval Academy-MD	5:09.74	5:04.26	qD2B
27.90	58.07 (30.17)	1:28.51 (30.44)	1:59.12 (30.61)		
2:29.89 (30.77)	3:00.72 (30.83)	3:31.61 (30.89)	4:02.76 (31.15)		
4:33.80 (31.04)	5:04.26 (30.46)				
*23 Adkins, Claire	SR	James Madison University-VA	5:07.94	5:05.16	qD2B
28.95	1:00.24 (31.29)	1:31.56 (31.32)	2:02.41 (30.85)		
2:33.53 (31.12)	3:04.39 (30.86)	3:34.46 (30.07)	4:04.67 (30.21)		
4:35.13 (30.46)	5:05.16 (30.03)				
*23 Lee, Thomi E	JR	Rutgers University Swimming-NJ	5:06.78	5:05.16	qD2B
27.57	57.99 (30.42)	1:28.89 (30.90)	1:59.90 (31.01)		
2:30.97 (31.07)	3:02.18 (31.21)	3:33.12 (30.94)	4:04.05 (30.93)		
4:35.24 (31.19)	5:05.16 (29.92)				

**2016 Frank Elm Invitational - 11-18-2016 to 11-20-2016**Real time results at www.besmarttinc.com

Follow Be Smartt Inc on Facebook!

Results**Preliminaries ... (Women 500 Yard Freestyle)**

	Name	Yr	School	Seed Time	Prelim Time	
25	McNichol, Maddie J	JR	Wagner College-MR	5:10.32	5:05.22	qD2B
	28.29	58.36 (30.07)	1:28.87 (30.51)	1:59.48 (30.61)		
	2:30.34 (30.86)	3:00.99 (30.65)	3:31.78 (30.79)	4:02.78 (31.00)		
	4:34.21 (31.43)	5:05.22 (31.01)				
26	Finnigan, Alicia J	SO	Liberty University-VA	5:08.72	5:05.50	qD2B
	28.49	59.20 (30.71)	1:30.07 (30.87)	2:01.30 (31.23)		
	2:32.11 (30.81)	3:03.14 (31.03)	3:33.87 (30.73)	4:04.73 (30.86)		
	4:35.58 (30.85)	5:05.50 (29.92)				
27	Greenberg, Lauren E	SO	U.S. Naval Academy-MD	5:17.22	5:06.48	qD2B
	27.32	56.99 (29.67)	1:27.47 (30.48)	1:58.75 (31.28)		
	2:30.08 (31.33)	3:01.46 (31.38)	3:33.06 (31.60)	4:04.36 (31.30)		
	4:35.66 (31.30)	5:06.48 (30.82)				
28	Thomas, Sabree C	SR	Central Connecticut State Univ-C	5:22.36	5:06.64	qD2B
	27.81	57.61 (29.80)	1:28.30 (30.69)	1:59.28 (30.98)		
	2:30.34 (31.06)	3:01.56 (31.22)	3:32.94 (31.38)	4:04.26 (31.32)		
	4:35.63 (31.37)	5:06.64 (31.01)				
29	Gourdie, Emma L	FR	James Madison University-VA	5:08.72	5:06.86	q
	28.38	59.52 (31.14)	1:30.99 (31.47)	2:02.05 (31.06)		
	2:32.70 (30.65)	3:03.29 (30.59)	3:34.67 (31.38)	4:05.84 (31.17)		
	4:36.86 (31.02)	5:06.86 (30.00)				
30	Noonan, Morgan M	JR	Liberty University-VA	5:15.45	5:07.02	q
	28.13	58.72 (30.59)	1:29.95 (31.23)	2:01.24 (31.29)		
	2:32.19 (30.95)	3:03.12 (30.93)	3:34.15 (31.03)	4:05.46 (31.31)		
	4:36.85 (31.39)	5:07.02 (30.17)				
31	Sall, Ashlee L	JR	Liberty University-VA	5:08.51	5:07.11	q
	28.03	58.03 (30.00)	1:28.78 (30.75)	2:00.02 (31.24)		
	2:31.37 (31.35)	3:02.79 (31.42)	3:34.32 (31.53)	4:05.49 (31.17)		
	4:36.66 (31.17)	5:07.11 (30.45)				
32	Stoppa, Francesca	SO	Rutgers University Swimming-NJ	5:03.89	5:07.19	q
	27.09	57.06 (29.97)	1:27.72 (30.66)	1:58.95 (31.23)		
	2:30.97 (32.02)	3:02.21 (31.24)	3:33.31 (31.10)	4:04.96 (31.65)		
	4:36.53 (31.57)	5:07.19 (30.66)				
33	Noya, Arianna	SO	Columbia University-MR	5:12.25	5:07.52	
	27.65	57.60 (29.95)	1:28.12 (30.52)	1:59.02 (30.90)		
	2:30.00 (30.98)	3:01.23 (31.23)	3:32.49 (31.26)	4:04.33 (31.84)		
	4:36.24 (31.91)	5:07.52 (31.28)				
34	Long, Kelly A	SO	James Madison University-VA	5:08.88	5:07.62	
	28.45	59.52 (31.07)	1:30.74 (31.22)	2:02.14 (31.40)		
	2:33.46 (31.32)	3:04.70 (31.24)	3:35.41 (30.71)	4:06.00 (30.59)		
	4:36.85 (30.85)	5:07.62 (30.77)				
35	Geiger, Rachael B	SR	Northeastern University-NE	5:16.23	5:08.22	
	26.68	55.82 (29.14)	1:25.98 (30.16)	1:56.83 (30.85)		
	2:28.15 (31.32)	2:59.79 (31.64)	3:31.77 (31.98)	4:04.03 (32.26)		
	4:36.49 (32.46)	5:08.22 (31.73)				
36	Czulewicz, Lauren H	JR	Central Connecticut State Univ-C	5:10.21	5:08.32	
	27.71	58.09 (30.38)	1:29.02 (30.93)	1:59.86 (30.84)		
	2:31.36 (31.50)	3:02.99 (31.63)	3:34.34 (31.35)	4:05.82 (31.48)		
	4:37.48 (31.66)	5:08.32 (30.84)				
37	Darmody, Kristie L	FR	James Madison University-VA	5:14.35	5:08.39	
	28.31	58.93 (30.62)	1:30.18 (31.25)	2:01.44 (31.26)		
	2:32.62 (31.18)	3:03.61 (30.99)	3:34.85 (31.24)	4:06.28 (31.43)		
	4:37.66 (31.38)	5:08.39 (30.73)				



2016 Frank Elm Invitational - 11-18-2016 to 11-20-2016

Real time results at www.besmarttinc.com

Follow Be Smartt Inc on Facebook!

Results

Preliminaries ... (Women 500 Yard Freestyle)

Name	Yr	School	Seed Time	Prelim Time
38 Rasile, Christine A	SR	Central Connecticut State Univ-C	5:09.77	5:08.51
27.50	58.00 (30.50)	1:29.03 (31.03)	2:00.13 (31.10)	
2:31.68 (31.55)	3:03.37 (31.69)	3:35.12 (31.75)	4:06.91 (31.79)	
4:37.72 (30.81)	5:08.51 (30.79)			
39 Swensen, Eline M	SO	Long Island University Post-MR	5:26.19	5:08.62
27.50	57.45 (29.95)	1:28.15 (30.70)	1:59.08 (30.93)	
2:30.40 (31.32)	3:01.78 (31.38)	3:33.45 (31.67)	4:05.67 (32.22)	
4:37.63 (31.96)	5:08.62 (30.99)			
40 Camacho, Leahy K	JR	Wagner College-MR	5:22.55	5:09.02
28.43	59.14 (30.71)	1:30.21 (31.07)	2:01.52 (31.31)	
2:32.55 (31.03)	3:03.37 (30.82)	3:34.58 (31.21)	4:06.16 (31.58)	
4:37.98 (31.82)	5:09.02 (31.04)			
41 Haddock, Logan C	JR	James Madison University-VA	5:10.63	5:09.11
28.38	59.47 (31.09)	1:30.77 (31.30)	2:02.47 (31.70)	
2:34.08 (31.61)	3:05.01 (30.93)	3:36.01 (31.00)	4:06.88 (30.87)	
4:38.16 (31.28)	5:09.11 (30.95)			
42 Troy, Kaitlyn E	SO	Central Connecticut State Univ-C	5:28.43	5:09.18
27.32	57.61 (30.29)	1:28.69 (31.08)	1:59.96 (31.27)	
2:31.55 (31.59)	3:02.97 (31.42)	3:34.97 (32.00)	4:06.95 (31.98)	
4:38.48 (31.53)	5:09.18 (30.70)			
43 Rakovec, Maureen L	SO	Columbia University-MR	5:16.55	5:09.45
27.92	58.50 (30.58)	1:29.83 (31.33)	2:01.33 (31.50)	
2:33.01 (31.68)	3:04.25 (31.24)	3:35.96 (31.71)	4:07.29 (31.33)	
4:38.89 (31.60)	5:09.45 (30.56)			
44 Ables, Kelsey S	JR	Columbia University-MR	5:10.00	5:11.79
28.38	59.22 (30.84)	1:30.41 (31.19)	2:01.70 (31.29)	
2:33.20 (31.50)	3:04.72 (31.52)	3:36.55 (31.83)	4:08.49 (31.94)	
4:40.49 (32.00)	5:11.79 (31.30)			
45 Zhang, Amy	FR	Columbia University-MR	5:14.28	5:11.84
27.32	57.58 (30.26)	1:28.32 (30.74)	1:59.67 (31.35)	
2:30.82 (31.15)	3:02.39 (31.57)	3:34.14 (31.75)	4:06.38 (32.24)	
4:39.05 (32.67)	5:11.84 (32.79)			
46 Lagod, Hannah B	FR	James Madison University-VA	5:12.95	5:12.25
28.55	59.63 (31.08)	1:31.19 (31.56)	2:03.04 (31.85)	
2:34.33 (31.29)	3:05.95 (31.62)	3:37.58 (31.63)	4:09.06 (31.48)	
4:41.08 (32.02)	5:12.25 (31.17)			
47 Regan, Grace C	FR	Central Connecticut State Univ-C	5:20.80	5:12.54
28.35	59.09 (30.74)	1:30.41 (31.32)	2:02.03 (31.62)	
2:33.75 (31.72)	3:05.30 (31.55)	3:37.13 (31.83)	4:09.19 (32.06)	
4:41.11 (31.92)	5:12.54 (31.43)			
48 Magnusson, Elizabeth A	SO	Liberty University-VA	5:13.67	5:13.13
27.83	57.76 (29.93)	1:28.60 (30.84)	2:00.17 (31.57)	
2:31.68 (31.51)	3:04.13 (32.45)	3:36.72 (32.59)	4:09.13 (32.41)	
4:41.57 (32.44)	5:13.13 (31.56)			
49 Brottman, Barbra J	SR	Rutgers University Swimming-NJ	5:24.03	5:13.25
28.57	1:00.13 (31.56)	1:31.97 (31.84)	2:03.82 (31.85)	
2:35.44 (31.62)	3:07.23 (31.79)	3:38.99 (31.76)	4:10.74 (31.75)	
4:42.49 (31.75)	5:13.25 (30.76)			
50 D'Allegro, Jenna M	FR	Wagner College-MR	5:25.00	5:13.90
27.61	57.93 (30.32)	1:29.06 (31.13)	2:00.86 (31.80)	
2:32.74 (31.88)	3:04.81 (32.07)	3:36.88 (32.07)	4:09.24 (32.36)	
4:41.76 (32.52)	5:13.90 (32.14)			

**2016 Frank Elm Invitational - 11-18-2016 to 11-20-2016**Real time results at www.besmarttinc.com

Follow Be Smartt Inc on Facebook!

Results**Preliminaries ... (Women 500 Yard Freestyle)**

Name	Yr	School	Seed Time	Prelim Time
51 St Pierre, Julia C	SR	Central Connecticut State Univ-C	5:12.44	5:15.19
29.15	1:00.02 (30.87)	1:31.56 (31.54)	2:03.28 (31.72)	
2:35.04 (31.76)	3:07.45 (32.41)	3:39.57 (32.12)	4:11.89 (32.32)	
4:44.09 (32.20)	5:15.19 (31.10)			
52 Massey, Maddie	JR	James Madison University-VA	5:14.24	5:15.23
29.02	1:00.24 (31.22)	1:31.95 (31.71)	2:03.98 (32.03)	
2:35.95 (31.97)	3:07.89 (31.94)	3:39.84 (31.95)	4:12.02 (32.18)	
4:44.04 (32.02)	5:15.23 (31.19)			
53 Moriarty, Grace M	SO	Central Connecticut State Univ-C	5:22.82	5:15.24
28.45	59.36 (30.91)	1:31.30 (31.94)	2:03.24 (31.94)	
2:35.20 (31.96)	3:07.34 (32.14)	3:39.60 (32.26)	4:11.70 (32.10)	
4:43.64 (31.94)	5:15.24 (31.60)			
54 Awiszus, Maeve E	JR	Central Connecticut State Univ-C	5:02.19	5:15.52
27.74	58.08 (30.34)	1:28.84 (30.76)	1:59.86 (31.02)	
2:31.38 (31.52)	3:03.64 (32.26)	3:36.44 (32.80)	4:09.66 (33.22)	
4:43.03 (33.37)	5:15.52 (32.49)			
55 Frias, Cristi M	JR	Columbia University-MR	5:18.00	5:15.73
26.72	56.25 (29.53)	1:26.94 (30.69)	1:58.34 (31.40)	
2:30.48 (32.14)	3:03.20 (32.72)	3:36.53 (33.33)	4:10.16 (33.63)	
4:43.52 (33.36)	5:15.73 (32.21)			
56 Mehta, Anila J	JR	Northeastern University-NE	5:28.35	5:15.89
27.97	58.68 (30.71)	1:30.25 (31.57)	2:02.14 (31.89)	
2:34.16 (32.02)	3:06.57 (32.41)	3:38.89 (32.32)	4:11.66 (32.77)	
4:44.20 (32.54)	5:15.89 (31.69)			
57 Jordan, Dani L	SO	Liberty University-VA	5:15.23	5:15.94
27.33	57.34 (30.01)	1:28.53 (31.19)	2:00.52 (31.99)	
2:32.99 (32.47)	3:05.46 (32.47)	3:38.38 (32.92)	4:11.01 (32.63)	
4:43.97 (32.96)	5:15.94 (31.97)			
58 Dougherty, Erin P	SO	James Madison University-VA	5:19.33	5:18.33
28.88	1:00.15 (31.27)	1:31.92 (31.77)	2:04.17 (32.25)	
2:36.67 (32.50)	3:09.05 (32.38)	3:41.78 (32.73)	4:14.28 (32.50)	
4:46.92 (32.64)	5:18.33 (31.41)			
59 Black, Shelby Q	SO	Liberty University-VA	5:20.27	5:19.05
27.97	58.23 (30.26)	1:29.46 (31.23)	2:02.04 (32.58)	
2:34.80 (32.76)	3:07.79 (32.99)	3:40.62 (32.83)	4:13.58 (32.96)	
4:46.78 (33.20)	5:19.05 (32.27)			
60 Eulinberg, Iman A	SO	Wagner College-MR	5:37.15	5:20.05
27.16	57.61 (30.45)	1:29.19 (31.58)	2:01.79 (32.60)	
2:34.66 (32.87)	3:07.92 (33.26)	3:41.10 (33.18)	4:14.84 (33.74)	
4:47.76 (32.92)	5:20.05 (32.29)			
61 Nabhan, Nadia K	FR	Rutgers University Swimming-NJ	5:15.10	5:21.21
27.60	57.77 (30.17)	1:29.08 (31.31)	2:01.55 (32.47)	
2:34.17 (32.62)	3:07.24 (33.07)	3:41.12 (33.88)	4:15.24 (34.12)	
4:48.79 (33.55)	5:21.21 (32.42)			
62 Coleman, Mollie R	SO	Central Connecticut State Univ-C	5:38.29	5:24.66
28.72	59.42 (30.70)	1:31.33 (31.91)	2:03.80 (32.47)	
2:36.73 (32.93)	3:10.01 (33.28)	3:43.55 (33.54)	4:17.38 (33.83)	
4:51.44 (34.06)	5:24.66 (33.22)			
63 Bliss, Madeline J	SR	U.S. Naval Academy-MD	5:22.59	5:29.25
28.93	1:00.48 (31.55)	1:33.20 (32.72)	2:06.90 (33.70)	
2:40.68 (33.78)	3:14.68 (34.00)	3:49.44 (34.76)	4:23.16 (33.72)	
4:57.16 (34.00)	5:29.25 (32.09)			

**2016 Frank Elm Invitational - 11-18-2016 to 11-20-2016**Real time results at www.besmarttinc.com

Follow Be Smartt Inc on Facebook!

Results**Preliminaries ... (Women 500 Yard Freestyle)**

	Name	Yr	School	Seed Time	Prelim Time
64	Allen, Caroline F	FR	Liberty University-VA	5:49.62	5:37.25
	28.56	1:00.54 (31.98)	1:33.44 (32.90)	2:06.80 (33.36)	
	2:40.85 (34.05)	3:15.48 (34.63)	3:50.57 (35.09)	4:26.46 (35.89)	
	5:02.05 (35.59)	5:37.25 (35.20)			
---	Deglau, Ellie N	SO	U.S. Naval Academy-MD	5:15.81	SCR
---	Treusdell, Kerry E	SR	Northeastern University-NE	5:05.33	SCR
---	Tallier, Sophie T	SO	Northeastern University-NE	5:22.27	SCR
---	Barber, Lauren E	SO	U.S. Naval Academy-MD	4:51.56	SCR
---	Oster, Madi G	SO	James Madison University-VA	5:10.90	SCR
---	Meyer, Charlotte R	SR	U.S. Naval Academy-MD	5:04.18	SCR

**2016 Frank Elm Invitational - 11-18-2016 to 11-20-2016**Real time results at www.besmarttinc.com

Follow Be Smartt Inc on Facebook!

Results**Women 1650 Yard Freestyle**

15:53.50 D1A

16:30.59 D1B

16:48.69 D2A

17:39.12 D2B

Name	Yr	School	Seed Time	Finals Time	Points
1 Weber, Delia M	SO	Liberty University-VA	16:32.75	16:43.69 D2A	32
26.84	55.87 (29.03)	1:25.62 (29.75)	1:55.90 (30.28)		
2:26.31 (30.41)	2:56.91 (30.60)	3:27.24 (30.33)	3:57.73 (30.49)		
4:28.23 (30.50)	4:58.82 (30.59)	5:29.48 (30.66)	6:00.04 (30.56)		
6:30.59 (30.55)	7:01.15 (30.56)	7:31.66 (30.51)	8:02.31 (30.65)		
8:32.85 (30.54)	9:03.36 (30.51)	9:33.85 (30.49)	10:04.44 (30.59)		
10:35.01 (30.57)	11:05.56 (30.55)	11:36.43 (30.87)	12:07.32 (30.89)		
12:38.04 (30.72)	13:08.73 (30.69)	13:39.57 (30.84)	14:10.43 (30.86)		
14:41.55 (31.12)	15:12.45 (30.90)	15:43.40 (30.95)	16:14.10 (30.70)	16:43.69 (29.59)	
2 Runge, Maddie R	FR	U.S. Naval Academy-MD	16:54.22	16:54.67 D2B	28
28.14	58.37 (30.23)	1:28.65 (30.28)	1:59.03 (30.38)		
2:29.49 (30.46)	3:00.17 (30.68)	3:30.71 (30.54)	4:01.34 (30.63)		
4:31.98 (30.64)	5:02.70 (30.72)	5:33.27 (30.57)	6:04.02 (30.75)		
6:34.67 (30.65)	7:05.38 (30.71)	7:36.04 (30.66)	8:06.79 (30.75)		
8:37.64 (30.85)	9:08.35 (30.71)	9:39.50 (31.15)	10:10.55 (31.05)		
10:41.57 (31.02)	11:12.76 (31.19)	11:43.85 (31.09)	12:15.03 (31.18)		
12:46.25 (31.22)	13:17.44 (31.19)	13:48.68 (31.24)	14:20.04 (31.36)		
14:51.03 (30.99)	15:22.43 (31.40)	15:53.43 (31.00)	16:24.36 (30.93)	16:54.67 (30.31)	
3 Smith, Jenny J	JR	U.S. Naval Academy-MD	17:30.81	17:02.83 D2B	27
28.38	59.07 (30.69)	1:30.29 (31.22)	2:01.48 (31.19)		
2:32.69 (31.21)	3:03.91 (31.22)	3:34.91 (31.00)	4:06.04 (31.13)		
4:37.00 (30.96)	5:07.68 (30.68)	5:38.76 (31.08)	6:09.78 (31.02)		
6:41.00 (31.22)	7:12.12 (31.12)	7:43.36 (31.24)	8:14.58 (31.22)		
8:45.99 (31.41)	9:16.94 (30.95)	9:47.97 (31.03)	10:19.24 (31.27)		
10:50.67 (31.43)	11:21.97 (31.30)	11:53.42 (31.45)	12:24.73 (31.31)		
12:56.06 (31.33)	13:27.18 (31.12)	13:58.26 (31.08)	14:29.06 (30.80)		
15:00.01 (30.95)	15:31.39 (31.38)	16:02.08 (30.69)	16:32.94 (30.86)	17:02.83 (29.89)	
4 McNichol, Maddie J	JR	Wagner College-MR	17:54.17	17:11.20 D2B	26
29.42	1:00.72 (31.30)	1:32.10 (31.38)	2:03.71 (31.61)		
2:35.14 (31.43)	3:06.69 (31.55)	3:38.22 (31.53)	4:09.59 (31.37)		
4:40.86 (31.27)	5:12.10 (31.24)	5:43.48 (31.38)	6:14.73 (31.25)		
6:45.77 (31.04)	7:16.86 (31.09)	7:48.15 (31.29)	8:19.35 (31.20)		
8:50.60 (31.25)	9:21.75 (31.15)	9:52.66 (30.91)	10:23.91 (31.25)		
10:55.19 (31.28)	11:26.21 (31.02)	11:57.45 (31.24)	12:28.76 (31.31)		
13:00.06 (31.30)	13:31.48 (31.42)	14:02.92 (31.44)	14:34.45 (31.53)		
15:06.12 (31.67)	15:37.69 (31.57)	16:09.36 (31.67)	16:40.85 (31.49)	17:11.20 (30.35)	
5 Jordan, Erin K	SO	U.S. Naval Academy-MD	17:32.13	17:12.11 D2B	25
27.78	57.79 (30.01)	1:28.34 (30.55)	1:58.88 (30.54)		
2:29.88 (31.00)	3:00.86 (30.98)	3:31.55 (30.69)	4:02.61 (31.06)		
4:33.82 (31.21)	5:05.02 (31.20)	5:36.25 (31.23)	6:07.73 (31.48)		
6:39.04 (31.31)	7:10.60 (31.56)	7:42.18 (31.58)	8:13.58 (31.40)		
8:45.26 (31.68)	9:16.97 (31.71)	9:48.57 (31.60)	10:20.31 (31.74)		
10:52.00 (31.69)	11:23.93 (31.93)	11:55.62 (31.69)	12:27.41 (31.79)		
12:59.20 (31.79)	13:30.75 (31.55)	14:02.65 (31.90)	14:34.44 (31.79)		
15:06.24 (31.80)	15:38.10 (31.86)	16:09.78 (31.68)	16:41.44 (31.66)	17:12.11 (30.67)	

**2016 Frank Elm Invitational - 11-18-2016 to 11-20-2016**Real time results at www.besmarttinc.com

Follow Be Smartt Inc on Facebook!

Results**(Women 1650 Yard Freestyle)**

Name	Yr	School	Seed Time	Finals Time	Points
6 Schlesinger, Sarah B	FR	Northeastern University-NE	18:09.53	17:12.12 D2B	24
27.90	58.23 (30.33)	1:29.43 (31.20)	2:00.69 (31.26)		
2:32.13 (31.44)	3:03.72 (31.59)	3:35.29 (31.57)	4:06.83 (31.54)		
4:38.33 (31.50)	5:09.89 (31.56)	5:41.62 (31.73)	6:13.31 (31.69)		
6:44.74 (31.43)	7:16.35 (31.61)	7:47.55 (31.20)	8:18.68 (31.13)		
8:49.88 (31.20)	9:21.19 (31.31)	9:52.61 (31.42)	10:24.26 (31.65)		
10:55.71 (31.45)	11:27.19 (31.48)	11:58.77 (31.58)	12:30.25 (31.48)		
13:01.72 (31.47)	13:33.29 (31.57)	14:04.76 (31.47)	14:36.14 (31.38)		
15:07.64 (31.50)	15:39.15 (31.51)	16:10.60 (31.45)	16:41.92 (31.32)	17:12.12 (30.20)	
7 Jordan, Dani L	SO	Liberty University-VA	17:11.45	17:19.16 D2B	23
27.12	56.91 (29.79)	1:27.76 (30.85)	1:58.74 (30.98)		
2:29.98 (31.24)	3:01.66 (31.68)	3:33.02 (31.36)	4:04.24 (31.22)		
4:36.05 (31.81)	5:08.14 (32.09)	5:39.83 (31.69)	6:11.83 (32.00)		
6:43.88 (32.05)	7:15.68 (31.80)	7:47.29 (31.61)	8:18.89 (31.60)		
8:50.89 (32.00)	9:22.40 (31.51)	9:54.36 (31.96)	10:26.39 (32.03)		
10:57.93 (31.54)	11:30.36 (32.43)	12:02.23 (31.87)	12:33.99 (31.76)		
13:05.80 (31.81)	13:37.32 (31.52)	14:09.44 (32.12)	14:41.29 (31.85)		
15:13.29 (32.00)	15:45.06 (31.77)	16:16.69 (31.63)	16:48.45 (31.76)	17:19.16 (30.71)	
8 Gomez, Valentina	FR	Central Connecticut State Univ-C	17:39.75	17:19.52 D2B	22
29.43	1:01.12 (31.69)	1:32.96 (31.84)	2:05.39 (32.43)		
2:37.36 (31.97)	3:09.51 (32.15)	3:41.62 (32.11)	4:13.48 (31.86)		
4:45.16 (31.68)	5:16.68 (31.52)	5:48.37 (31.69)	6:19.98 (31.61)		
6:51.90 (31.92)	7:23.68 (31.78)	7:55.14 (31.46)	8:26.99 (31.85)		
8:58.86 (31.87)	9:30.78 (31.92)	10:02.71 (31.93)	10:34.80 (32.09)		
11:06.88 (32.08)	11:38.58 (31.70)	12:10.08 (31.50)	12:41.49 (31.41)		
13:12.66 (31.17)	13:43.99 (31.33)	14:15.30 (31.31)	14:46.22 (30.92)		
15:17.15 (30.93)	15:48.16 (31.01)	16:18.97 (30.81)	16:49.73 (30.76)	17:19.52 (29.79)	
9 MacMillan, Quinn	JR	James Madison University-VA	17:50.28	17:21.42 D2B	20
29.49	1:01.14 (31.65)	1:33.34 (32.20)	2:06.16 (32.82)		
2:38.94 (32.78)	3:11.55 (32.61)	3:43.81 (32.26)	4:16.21 (32.40)		
4:48.38 (32.17)	5:20.49 (32.11)	5:52.14 (31.65)	6:24.33 (32.19)		
6:56.85 (32.52)	7:28.38 (31.53)	8:00.09 (31.71)	8:31.68 (31.59)		
9:03.54 (31.86)	9:34.82 (31.28)	10:06.60 (31.78)	10:38.31 (31.71)		
11:09.90 (31.59)	11:41.55 (31.65)	12:13.00 (31.45)	12:44.79 (31.79)		
13:16.23 (31.44)	13:47.72 (31.49)	14:18.90 (31.18)	14:49.71 (30.81)		
15:20.76 (31.05)	15:51.43 (30.67)	16:22.46 (31.03)	16:52.26 (29.80)	17:21.42 (29.16)	
10 Asselin, Chantal Y	SR	Rutgers University Swimming-NJ	17:59.28	17:21.79 D2B	17
28.33	58.64 (30.31)	1:29.23 (30.59)	2:00.05 (30.82)		
2:31.13 (31.08)	3:02.33 (31.20)	3:33.59 (31.26)	4:04.95 (31.36)		
4:36.36 (31.41)	5:07.98 (31.62)	5:39.89 (31.91)	6:11.91 (32.02)		
6:43.80 (31.89)	7:15.83 (32.03)	7:47.92 (32.09)	8:20.11 (32.19)		
8:52.22 (32.11)	9:24.32 (32.10)	9:56.06 (31.74)	10:28.17 (32.11)		
10:59.82 (31.65)	11:32.06 (32.24)	12:04.20 (32.14)	12:36.24 (32.04)		
13:08.51 (32.27)	13:40.22 (31.71)	14:12.29 (32.07)	14:44.26 (31.97)		
15:16.26 (32.00)	15:48.40 (32.14)	16:19.93 (31.53)	16:51.30 (31.37)	17:21.79 (30.49)	

**2016 Frank Elm Invitational - 11-18-2016 to 11-20-2016**Real time results at www.besmarttinc.com

Follow Be Smartt Inc on Facebook!

Results**(Women 1650 Yard Freestyle)**

Name	Yr	School	Seed Time	Finals Time	Points
11 Fuller, Karis	SO	Long Island University Post-MR	17:24.15	17:22.63	D2B 16
27.45	57.66 (30.21)	1:28.43 (30.77)	1:59.47 (31.04)		
2:30.52 (31.05)	3:01.63 (31.11)	3:33.01 (31.38)	4:04.77 (31.76)		
4:36.81 (32.04)	5:08.69 (31.88)	5:40.55 (31.86)	6:12.72 (32.17)		
6:45.04 (32.32)	7:17.13 (32.09)	7:48.76 (31.63)	8:20.92 (32.16)		
8:53.05 (32.13)	9:25.02 (31.97)	9:57.34 (32.32)	10:29.34 (32.00)		
11:01.36 (32.02)	11:33.56 (32.20)	12:05.77 (32.21)	12:37.78 (32.01)		
13:09.76 (31.98)	13:41.83 (32.07)	14:13.86 (32.03)	14:45.94 (32.08)		
15:17.91 (31.97)	15:49.84 (31.93)	16:21.78 (31.94)	16:53.13 (31.35)	17:22.63 (29.50)	
12 MacNamara, Clare M	FR	Columbia University-MR	17:25.33	17:23.38	D2B 15
28.01	58.37 (30.36)	1:29.38 (31.01)	2:00.67 (31.29)		
2:32.06 (31.39)	3:03.51 (31.45)	3:35.11 (31.60)	4:06.57 (31.46)		
4:38.18 (31.61)	5:09.88 (31.70)	5:41.63 (31.75)	6:13.65 (32.02)		
6:45.64 (31.99)	7:17.56 (31.92)	7:49.31 (31.75)	8:21.02 (31.71)		
8:52.82 (31.80)	9:24.97 (32.15)	9:56.94 (31.97)	10:28.94 (32.00)		
11:01.10 (32.16)	11:33.14 (32.04)	12:05.05 (31.91)	12:37.17 (32.12)		
13:09.34 (32.17)	13:41.46 (32.12)	14:13.51 (32.05)	14:45.69 (32.18)		
15:17.71 (32.02)	15:49.38 (31.67)	16:21.02 (31.64)	16:52.76 (31.74)	17:23.38 (30.62)	
13 Rakovec, Maureen L	SO	Columbia University-MR	17:44.12	17:30.29	D2B 14
29.10	1:00.33 (31.23)	1:31.25 (30.92)	2:02.43 (31.18)		
2:33.83 (31.40)	3:05.18 (31.35)	3:36.85 (31.67)	4:08.35 (31.50)		
4:40.32 (31.97)	5:12.45 (32.13)	5:44.60 (32.15)	6:17.17 (32.57)		
6:49.80 (32.63)	7:21.83 (32.03)	7:53.85 (32.02)	8:25.95 (32.10)		
8:58.12 (32.17)	9:30.01 (31.89)	10:02.34 (32.33)	10:34.41 (32.07)		
11:06.31 (31.90)	11:37.94 (31.63)	12:09.97 (32.03)	12:41.81 (31.84)		
13:14.23 (32.42)	13:46.60 (32.37)	14:18.94 (32.34)	14:51.21 (32.27)		
15:23.38 (32.17)	15:55.24 (31.86)	16:27.07 (31.83)	16:58.98 (31.91)	17:30.29 (31.31)	
14 Domeier, Jordan T	SR	Northeastern University-NE	18:07.47	17:30.36	D2B 13
27.94	58.41 (30.47)	1:29.60 (31.19)	2:01.30 (31.70)		
2:33.14 (31.84)	3:04.89 (31.75)	3:36.87 (31.98)	4:08.75 (31.88)		
4:40.81 (32.06)	5:12.82 (32.01)	5:44.79 (31.97)	6:16.75 (31.96)		
6:48.73 (31.98)	7:20.51 (31.78)	7:52.63 (32.12)	8:24.59 (31.96)		
8:56.44 (31.85)	9:28.41 (31.97)	10:00.69 (32.28)	10:32.94 (32.25)		
11:04.92 (31.98)	11:37.15 (32.23)	12:09.22 (32.07)	12:41.22 (32.00)		
13:13.59 (32.37)	13:45.72 (32.13)	14:17.92 (32.20)	14:50.46 (32.54)		
15:22.83 (32.37)	15:55.21 (32.38)	16:27.30 (32.09)	16:59.56 (32.26)	17:30.36 (30.80)	
15 Lee, Thomi E	JR	Rutgers University Swimming-NJ	NT	17:32.27	D2B 12
29.00	1:00.77 (31.77)	1:32.70 (31.93)	2:04.70 (32.00)		
2:36.55 (31.85)	3:08.60 (32.05)	3:40.48 (31.88)	4:12.13 (31.65)		
4:43.99 (31.86)	5:16.14 (32.15)	5:48.18 (32.04)	6:20.08 (31.90)		
6:52.27 (32.19)	7:24.51 (32.24)	7:56.86 (32.35)	8:29.66 (32.80)		
9:01.78 (32.12)	9:34.07 (32.29)	10:06.53 (32.46)	10:38.94 (32.41)		
11:10.92 (31.98)	11:43.10 (32.18)	12:15.32 (32.22)	12:47.64 (32.32)		
13:19.91 (32.27)	13:52.17 (32.26)	14:24.66 (32.49)	14:57.52 (32.86)		
15:29.77 (32.25)	16:01.23 (31.46)	16:32.88 (31.65)	17:03.81 (30.93)	17:32.27 (28.46)	

**2016 Frank Elm Invitational - 11-18-2016 to 11-20-2016**Real time results at www.besmarttinc.com

Follow Be Smartt Inc on Facebook!

Results**(Women 1650 Yard Freestyle)**

Name	Yr	School	Seed Time	Finals Time	Points
16 Downing, Stephanie M	FR	U.S. Naval Academy-MD	17:32.23	17:32.60 D2B	11
28.91	1:00.34 (31.43)	1:32.07 (31.73)	2:03.89 (31.82)		
2:35.70 (31.81)	3:07.74 (32.04)	3:39.57 (31.83)	4:11.46 (31.89)		
4:43.33 (31.87)	5:15.24 (31.91)	5:46.92 (31.68)	6:18.55 (31.63)		
6:50.12 (31.57)	7:21.82 (31.70)	7:53.86 (32.04)	8:26.08 (32.22)		
8:58.43 (32.35)	9:30.59 (32.16)	10:02.62 (32.03)	10:34.96 (32.34)		
11:07.10 (32.14)	11:39.30 (32.20)	12:11.38 (32.08)	12:43.37 (31.99)		
13:15.46 (32.09)	13:47.77 (32.31)	14:20.01 (32.24)	14:52.25 (32.24)		
15:24.64 (32.39)	15:56.95 (32.31)	16:29.53 (32.58)	17:01.55 (32.02)	17:32.60 (31.05)	
17 Swensen, Eline M	SO	Long Island University Post-MR	18:33.39	17:32.82 D2B	9
28.74	1:00.64 (31.90)	1:32.90 (32.26)	2:05.28 (32.38)		
2:37.45 (32.17)	3:09.69 (32.24)	3:41.95 (32.26)	4:14.43 (32.48)		
4:46.73 (32.30)	5:19.09 (32.36)	5:51.84 (32.75)	6:23.94 (32.10)		
6:55.91 (31.97)	7:27.79 (31.88)	7:59.93 (32.14)	8:32.22 (32.29)		
9:03.92 (31.70)	9:36.07 (32.15)	10:08.13 (32.06)	10:39.94 (31.81)		
11:12.18 (32.24)	11:44.23 (32.05)	12:15.97 (31.74)	12:47.82 (31.85)		
13:19.73 (31.91)	13:51.69 (31.96)	14:23.77 (32.08)	14:55.53 (31.76)		
15:27.13 (31.60)	15:58.77 (31.64)	16:31.16 (32.39)	17:03.07 (31.91)	17:32.82 (29.75)	
18 Sall, Ashlee L	JR	Liberty University-VA	17:20.78	17:33.40 D2B	7
28.26	59.28 (31.02)	1:31.00 (31.72)	2:03.18 (32.18)		
2:35.47 (32.29)	3:07.85 (32.38)	3:40.58 (32.73)	4:13.40 (32.82)		
4:45.94 (32.54)	5:18.70 (32.76)	5:50.72 (32.02)	6:22.78 (32.06)		
6:55.16 (32.38)	7:27.29 (32.13)	7:59.54 (32.25)	8:31.64 (32.10)		
9:03.57 (31.93)	9:35.71 (32.14)	10:07.91 (32.20)	10:39.99 (32.08)		
11:11.15 (31.16)	11:42.62 (31.47)	12:14.07 (31.45)	12:45.93 (31.86)		
13:17.80 (31.87)	13:49.63 (31.83)	14:21.67 (32.04)	14:54.13 (32.46)		
15:25.75 (31.62)	15:57.75 (32.00)	16:29.92 (32.17)	17:02.12 (32.20)	17:33.40 (31.28)	
19 Bliss, Madeline J	SR	U.S. Naval Academy-MD	17:58.23	17:39.70	6
28.88	1:00.01 (31.13)	1:31.87 (31.86)	2:04.05 (32.18)		
2:36.12 (32.07)	3:08.15 (32.03)	3:39.96 (31.81)	4:12.04 (32.08)		
4:44.17 (32.13)	5:16.20 (32.03)	5:48.47 (32.27)	6:21.01 (32.54)		
6:53.55 (32.54)	7:26.42 (32.87)	7:59.40 (32.98)	8:32.63 (33.23)		
9:05.34 (32.71)	9:37.48 (32.14)	10:10.09 (32.61)	10:41.96 (31.87)		
11:14.02 (32.06)	11:45.93 (31.91)	12:18.24 (32.31)	12:50.35 (32.11)		
13:22.58 (32.23)	13:54.98 (32.40)	14:27.50 (32.52)	15:00.15 (32.65)		
15:32.48 (32.33)	16:04.73 (32.25)	16:37.11 (32.38)	17:09.93 (32.82)	17:39.70 (29.77)	
20 Adkins, Claire	SR	James Madison University-VA	17:49.48	17:41.35	5
29.98	1:02.11 (32.13)	1:34.36 (32.25)	2:06.95 (32.59)		
2:39.36 (32.41)	3:11.88 (32.52)	3:44.20 (32.32)	4:16.43 (32.23)		
4:48.68 (32.25)	5:20.96 (32.28)	5:53.03 (32.07)	6:24.82 (31.79)		
6:56.86 (32.04)	7:28.82 (31.96)	8:00.57 (31.75)	8:32.48 (31.91)		
9:04.47 (31.99)	9:36.52 (32.05)	10:08.76 (32.24)	10:40.87 (32.11)		
11:12.75 (31.88)	11:44.85 (32.10)	12:16.97 (32.12)	12:49.23 (32.26)		
13:21.71 (32.48)	13:54.29 (32.58)	14:27.19 (32.90)	14:59.48 (32.29)		
15:32.25 (32.77)	16:04.67 (32.42)	16:37.10 (32.43)	17:09.75 (32.65)	17:41.35 (31.60)	

**2016 Frank Elm Invitational - 11-18-2016 to 11-20-2016**Real time results at www.besmarttinc.com

Follow Be Smartt Inc on Facebook!

Results**(Women 1650 Yard Freestyle)**

Name	Yr	School	Seed Time	Finals Time	Points
21 Geiger, Rachael B	SR	Northeastern University-NE	18:11.14	17:43.52	4
27.87	58.35 (30.48)	1:29.82 (31.47)	2:01.31 (31.49)		
2:33.18 (31.87)	3:05.14 (31.96)	3:37.12 (31.98)	4:09.11 (31.99)		
4:41.18 (32.07)	5:13.31 (32.13)	5:45.57 (32.26)	6:17.69 (32.12)		
6:50.15 (32.46)	7:22.39 (32.24)	7:54.72 (32.33)	8:27.10 (32.38)		
8:59.66 (32.56)	9:32.20 (32.54)	10:04.79 (32.59)	10:37.47 (32.68)		
11:10.15 (32.68)	11:42.92 (32.77)	12:15.55 (32.63)	12:48.42 (32.87)		
13:21.13 (32.71)	13:54.00 (32.87)	14:27.09 (33.09)	14:59.83 (32.74)		
15:32.89 (33.06)	16:05.88 (32.99)	16:38.83 (32.95)	17:11.78 (32.95)	17:43.52 (31.74)	
22 Camacho, Leah K	JR	Wagner College-MR	18:05.57	17:45.46	3
29.28	1:01.00 (31.72)	1:33.55 (32.55)	2:06.11 (32.56)		
2:38.18 (32.07)	3:10.28 (32.10)	3:42.32 (32.04)	4:14.42 (32.10)		
4:46.63 (32.21)	5:18.86 (32.23)	5:51.26 (32.40)	6:23.38 (32.12)		
6:55.44 (32.06)	7:27.75 (32.31)	8:00.07 (32.32)	8:32.32 (32.25)		
9:04.67 (32.35)	9:36.84 (32.17)	10:09.12 (32.28)	10:41.54 (32.42)		
11:14.03 (32.49)	11:46.39 (32.36)	12:18.88 (32.49)	12:51.25 (32.37)		
13:23.99 (32.74)	13:56.70 (32.71)	14:29.49 (32.79)	15:02.19 (32.70)		
15:34.86 (32.67)	16:07.51 (32.65)	16:40.14 (32.63)	17:12.89 (32.75)	17:45.46 (32.57)	
23 Long, Kelly A	SO	James Madison University-VA	18:00.75	17:47.38	2
29.78	1:02.14 (32.36)	1:34.50 (32.36)	2:07.23 (32.73)		
2:39.80 (32.57)	3:12.61 (32.81)	3:45.41 (32.80)	4:18.19 (32.78)		
4:50.88 (32.69)	5:23.50 (32.62)	5:55.94 (32.44)	6:28.46 (32.52)		
7:01.00 (32.54)	7:33.39 (32.39)	8:05.91 (32.52)	8:38.36 (32.45)		
9:10.78 (32.42)	9:43.41 (32.63)	10:16.02 (32.61)	10:48.27 (32.25)		
11:20.87 (32.60)	11:53.02 (32.15)	12:25.13 (32.11)	12:57.40 (32.27)		
13:29.64 (32.24)	14:01.96 (32.32)	14:34.28 (32.32)	15:06.56 (32.28)		
15:38.89 (32.33)	16:11.49 (32.60)	16:43.75 (32.26)	17:15.71 (31.96)	17:47.38 (31.67)	
24 D'Allegro, Jenna M	FR	Wagner College-MR	18:17.00	17:51.26	1
27.95	59.02 (31.07)	1:30.78 (31.76)	2:02.82 (32.04)		
2:34.97 (32.15)	3:06.94 (31.97)	3:39.38 (32.44)	4:11.42 (32.04)		
4:43.76 (32.34)	5:16.24 (32.48)	5:48.88 (32.64)	6:21.46 (32.58)		
6:54.13 (32.67)	7:26.78 (32.65)	7:59.25 (32.47)	8:31.92 (32.67)		
9:04.62 (32.70)	9:37.40 (32.78)	10:10.28 (32.88)	10:43.21 (32.93)		
11:15.90 (32.69)	11:48.43 (32.53)	12:21.44 (33.01)	12:54.35 (32.91)		
13:27.23 (32.88)	14:00.46 (33.23)	14:33.64 (33.18)	15:06.64 (33.00)		
15:39.69 (33.05)	16:12.94 (33.25)	16:46.02 (33.08)	17:18.87 (32.85)	17:51.26 (32.39)	
25 Brottman, Barbra J	SR	Rutgers University Swimming-NJ	NT	17:52.73	
29.61	1:01.77 (32.16)	1:34.45 (32.68)	2:07.28 (32.83)		
2:40.02 (32.74)	3:12.81 (32.79)	3:45.38 (32.57)	4:18.10 (32.72)		
4:50.89 (32.79)	5:23.64 (32.75)	5:56.28 (32.64)	6:28.72 (32.44)		
7:00.99 (32.27)	7:33.26 (32.27)	8:05.73 (32.47)	8:38.39 (32.66)		
9:11.04 (32.65)	9:43.60 (32.56)	10:16.20 (32.60)	10:48.91 (32.71)		
11:21.68 (32.77)	11:54.69 (33.01)	12:27.05 (32.36)	12:59.63 (32.58)		
13:32.34 (32.71)	14:05.16 (32.82)	14:37.82 (32.66)	15:10.43 (32.61)		
15:42.93 (32.50)	16:15.45 (32.52)	16:48.03 (32.58)	17:20.57 (32.54)	17:52.73 (32.16)	

**2016 Frank Elm Invitational - 11-18-2016 to 11-20-2016**Real time results at www.besmarttinc.com

Follow Be Smartt Inc on Facebook!

Results**(Women 1650 Yard Freestyle)**

	Name	Yr	School	Seed Time	Finals Time	Points
26	Zhang, Amy	FR	Columbia University-MR	17:45.23	17:56.52	
	29.43	1:01.29 (31.86)	1:33.59 (32.30)	2:06.07 (32.48)		
	2:38.26 (32.19)	3:10.48 (32.22)	3:42.81 (32.33)	4:14.77 (31.96)		
	4:46.90 (32.13)	5:18.97 (32.07)	5:51.45 (32.48)	6:24.00 (32.55)		
	6:56.59 (32.59)	7:29.21 (32.62)	8:01.86 (32.65)	8:34.60 (32.74)		
	9:07.18 (32.58)	9:39.80 (32.62)	10:12.35 (32.55)	10:44.81 (32.46)		
	11:17.79 (32.98)	11:50.60 (32.81)	12:23.23 (32.63)	12:56.23 (33.00)		
	13:29.21 (32.98)	14:02.09 (32.88)	14:34.77 (32.68)	15:07.55 (32.78)		
	15:40.55 (33.00)	16:13.80 (33.25)	16:48.44 (34.64)	17:23.18 (34.74)	17:56.52 (33.34)	
27	Dougherty, Erin P	SO	James Madison University-VA	18:21.07	17:57.17	
	30.28	1:03.04 (32.76)	1:36.15 (33.11)	2:09.31 (33.16)		
	2:42.36 (33.05)	3:15.53 (33.17)	3:48.53 (33.00)	4:21.66 (33.13)		
	4:54.57 (32.91)	5:27.32 (32.75)	5:59.74 (32.42)	6:32.23 (32.49)		
	7:04.83 (32.60)	7:37.50 (32.67)	8:10.14 (32.64)	8:42.88 (32.74)		
	9:15.46 (32.58)	9:48.14 (32.68)	10:20.79 (32.65)	10:53.59 (32.80)		
	11:26.37 (32.78)	11:59.18 (32.81)	12:31.80 (32.62)	13:05.12 (33.32)		
	13:38.07 (32.95)	14:10.59 (32.52)	14:43.49 (32.90)	15:16.20 (32.71)		
	15:49.28 (33.08)	16:21.88 (32.60)	16:54.18 (32.30)	17:26.09 (31.91)	17:57.17 (31.08)	
28	St Pierre, Julia C	SR	Central Connecticut State Univ-C	17:57.45	17:58.00	
	29.92	1:02.33 (32.41)	1:34.94 (32.61)	2:07.65 (32.71)		
	2:40.70 (33.05)	3:13.72 (33.02)	3:46.65 (32.93)	4:19.50 (32.85)		
	4:52.29 (32.79)	5:25.14 (32.85)	5:57.86 (32.72)	6:30.82 (32.96)		
	7:03.70 (32.88)	7:36.42 (32.72)	8:08.89 (32.47)	8:41.30 (32.41)		
	9:13.95 (32.65)	9:47.01 (33.06)	10:19.58 (32.57)	10:52.19 (32.61)		
	11:24.96 (32.77)	11:57.79 (32.83)	12:30.64 (32.85)	13:03.22 (32.58)		
	13:36.29 (33.07)	14:09.08 (32.79)	14:41.76 (32.68)	15:14.83 (33.07)		
	15:47.90 (33.07)	16:20.82 (32.92)	16:53.64 (32.82)	17:26.21 (32.57)	17:58.00 (31.79)	
29	Darmody, Kristie L	FR	James Madison University-VA	18:07.23	17:58.61	
	29.64	1:01.99 (32.35)	1:34.56 (32.57)	2:07.49 (32.93)		
	2:40.47 (32.98)	3:13.56 (33.09)	3:46.74 (33.18)	4:20.14 (33.40)		
	4:53.33 (33.19)	5:26.19 (32.86)	5:59.01 (32.82)	6:31.92 (32.91)		
	7:04.92 (33.00)	7:38.07 (33.15)	8:11.00 (32.93)	8:43.87 (32.87)		
	9:16.62 (32.75)	9:49.25 (32.63)	10:21.62 (32.37)	10:54.19 (32.57)		
	11:26.54 (32.35)	11:59.18 (32.64)	12:31.85 (32.67)	13:04.47 (32.62)		
	13:37.50 (33.03)	14:10.44 (32.94)	14:43.20 (32.76)	15:16.18 (32.98)		
	15:49.41 (33.23)	16:22.52 (33.11)	16:55.33 (32.81)	17:27.58 (32.25)	17:58.61 (31.03)	
30	Mehta, Anila J	JR	Northeastern University-NE	18:29.17	18:04.89	
	29.52	1:01.38 (31.86)	1:34.29 (32.91)	2:07.49 (33.20)		
	2:40.87 (33.38)	3:14.41 (33.54)	3:48.03 (33.62)	4:21.63 (33.60)		
	4:55.37 (33.74)	5:28.68 (33.31)	6:01.79 (33.11)	6:35.08 (33.29)		
	7:08.56 (33.48)	7:41.75 (33.19)	8:14.61 (32.86)	8:47.77 (33.16)		
	9:21.17 (33.40)	9:54.27 (33.10)	10:27.19 (32.92)	10:59.99 (32.80)		
	11:32.07 (32.08)	12:04.42 (32.35)	12:37.18 (32.76)	13:10.11 (32.93)		
	13:42.99 (32.88)	14:16.30 (33.31)	14:49.46 (33.16)	15:22.44 (32.98)		
	15:55.62 (33.18)	16:28.65 (33.03)	17:01.88 (33.23)	17:33.77 (31.89)	18:04.89 (31.12)	



2016 Frank Elm Invitational - 11-18-2016 to 11-20-2016

Real time results at www.besmarttinc.com

Follow Be Smartt Inc on Facebook!

Results

(Women 1650 Yard Freestyle)

Name	Yr	School	Seed Time	Finals Time	Points
31 Moriarty, Grace M	SO	Central Connecticut State Univ-C	19:07.06	18:14.89	
29.93	1:02.12 (32.19)	1:35.22 (33.10)	2:08.53 (33.31)		
2:42.06 (33.53)	3:15.32 (33.26)	3:48.36 (33.04)	4:21.72 (33.36)		
4:54.75 (33.03)	5:28.20 (33.45)	6:01.06 (32.86)	6:34.34 (33.28)		
7:07.66 (33.32)	7:40.36 (32.70)	8:13.38 (33.02)	8:46.69 (33.31)		
9:19.39 (32.70)	9:51.91 (32.52)	10:25.23 (33.32)	10:58.34 (33.11)		
11:31.80 (33.46)	12:05.45 (33.65)	12:39.25 (33.80)	13:13.06 (33.81)		
13:46.42 (33.36)	14:20.72 (34.30)	14:54.72 (34.00)	15:28.00 (33.28)		
16:02.06 (34.06)	16:36.13 (34.07)	17:09.56 (33.43)	17:42.62 (33.06)	18:14.89 (32.27)	
32 Coleman, Mollie R	SO	Central Connecticut State Univ-C	18:25.00	18:22.68	
29.29	1:00.96 (31.67)	1:33.01 (32.05)	2:05.49 (32.48)		
2:38.00 (32.51)	3:10.67 (32.67)	3:43.78 (33.11)	4:17.04 (33.26)		
4:50.72 (33.68)	5:24.30 (33.58)	5:57.87 (33.57)	6:31.76 (33.89)		
7:05.75 (33.99)	7:39.55 (33.80)	8:13.28 (33.73)	8:47.11 (33.83)		
9:20.93 (33.82)	9:54.94 (34.01)	10:28.93 (33.99)	11:03.14 (34.21)		
11:37.16 (34.02)	12:11.05 (33.89)	12:45.07 (34.02)	13:19.06 (33.99)		
13:53.08 (34.02)	14:27.24 (34.16)	15:01.39 (34.15)	15:35.09 (33.70)		
16:08.68 (33.59)	16:42.67 (33.99)	17:16.98 (34.31)	17:50.33 (33.35)	18:22.68 (32.35)	
--- Ranzau, Emily G	JR	U.S. Naval Academy-MD	17:45.11	SCR	
--- Oster, Madi G	SO	James Madison University-VA	17:34.71	SCR	
--- Treusdell, Kerry E	SR	Northeastern University-NE	17:32.79	SCR	
--- Ables, Kelsey S	JR	Columbia University-MR	17:48.00	SCR	
--- Meyer, Charlotte R	SR	U.S. Naval Academy-MD	17:34.15	SCR	
--- Tallier, Sophie T	SO	Northeastern University-NE	18:23.89	SCR	

**2016 Frank Elm Invitational - 11-18-2016 to 11-20-2016**Real time results at www.besmarttinc.com

Follow Be Smartt Inc on Facebook!

Results**Women 100 Yard Backstroke**

51.45 D1A

54.24 D2A

55.09 D1B

56.96 D2B

Name	Yr	School	Prelim Time	Finals Time	Points
A - Final					
1 Koprivova, Vera	SO	Rutgers University Swimming-NJ	54.82	53.99	D2A 32
26.37		53.99 (27.62)			
2 Nhipali, Anu H	SR	Wagner College-MR	55.44	54.93	D1B 28
26.76		54.93 (28.17)			
3 O'Rourke, Kate M	JR	Columbia University-MR	56.49	55.71	D2B 27
26.78		55.71 (28.93)			
4 O'Reilly, Kaitlyn M	JR	U.S. Naval Academy-MD	55.96	56.15	D2B 26
27.29		56.15 (28.86)			
5 Graeff, Elizabeth M	JR	U.S. Naval Academy-MD	56.41	56.16	D2B 25
27.05		56.16 (29.11)			
6 Leong, Christine J	JR	Northeastern University-NE	56.66	56.20	D2B 24
27.20		56.20 (29.00)			
7 Samson, Julia E	FR	Columbia University-MR	57.03	56.75	D2B 23
27.53		56.75 (29.22)			
8 Warnimont, Ally R	SO	U.S. Naval Academy-MD	56.94	57.41	22
28.12		57.41 (29.29)			
B - Final					
9 Bendfeldt, Laura	JR	Long Island University Post-MR	57.08	56.74	D2B 20
27.21		56.74 (29.53)			
10 Zhang, Lisa C	FR	Columbia University-MR	57.23	57.21	17
27.99		57.21 (29.22)			
11 Pande, Malavika	FR	Columbia University-MR	57.62	57.32	16
27.72		57.32 (29.60)			
12 Fredricks, Alexis E	FR	Central Connecticut State Univ-C	57.03	57.52	15
28.07		57.52 (29.45)			
13 Smith, Sidney O	FR	Northeastern University-NE	57.24	57.77	14
27.77		57.77 (30.00)			
14 Lawlor, Clare	FR	Rutgers University Swimming-NJ	57.74	57.86	13
28.34		57.86 (29.52)			
15 Hoeve, Rachel J	JR	Liberty University-VA	57.27	58.86	12
28.21		58.86 (30.65)			
16 Schnabel, Carly J	SO	Northeastern University-NE	57.60	59.48	11
28.73		59.48 (30.75)			
C - Final					
17 Devers, Aidan G	SO	Central Connecticut State Univ-C	57.89	57.71	9
28.61		57.71 (29.10)			
18 Tschoke, Victoria E	SR	Liberty University-VA	58.47	57.73	7
27.99		57.73 (29.74)			
19 Frias, Cristi M	JR	Columbia University-MR	58.35	57.86	6
28.40		57.86 (29.46)			
20 Ortman, Abby	JR	James Madison University-VA	58.03	58.00	5
28.32		58.00 (29.68)			
21 Troy, Kaitlyn E	SO	Central Connecticut State Univ-C	57.97	58.05	4
27.97		58.05 (30.08)			

**2016 Frank Elm Invitational - 11-18-2016 to 11-20-2016**Real time results at www.besmarttinc.com

Follow Be Smartt Inc on Facebook!

Results**C - Final ... (Women 100 Yard Backstroke)**

	Name	Yr	School	Prelim Time	Finals Time	Points
22	Nabhan, Nadia K	FR	Rutgers University Swimming-NJ	58.49	58.46	3
	28.32		58.46 (30.14)			
23	Quintero, Dominique K	FR	U.S. Naval Academy-MD	58.42	58.78	2
	28.05		58.78 (30.73)			
24	Weiss, Brittany M	FR	Liberty University-VA	57.96	58.89	1
	28.93		58.89 (29.96)			

D - Final

25	Zhang, Bonnie	FR	James Madison University-VA	58.66	58.02	
	28.37		58.02 (29.65)			
26	Zhang, Amy	FR	Columbia University-MR	58.52	58.44	
	28.13		58.44 (30.31)			
27	Miller, Jamie C	FR	U.S. Naval Academy-MD	59.12	58.64	
	28.45		58.64 (30.19)			
28	Hoiles, Alex K	JR	U.S. Naval Academy-MD	58.91	58.75	
	28.44		58.75 (30.31)			
29	Morrell, Olivia J	SR	U.S. Naval Academy-MD	58.70	59.19	
	28.82		59.19 (30.37)			
30	Boothe, Danielle A	JR	Liberty University-VA	58.96	59.20	
	28.70		59.20 (30.50)			
31	Meyers, Nathalie M	SO	Liu Brooklyn Blackbirds-MR	58.65	59.30	
	29.03		59.30 (30.27)			
32	Chu, Kierstin E	SO	Northeastern University-NE	58.91	59.84	
	29.07		59.84 (30.77)			



2016 Frank Elm Invitational - 11-18-2016 to 11-20-2016

Real time results at www.besmarttinc.com

Follow Be Smartt Inc on Facebook!

Results

Women 100 Yard Backstroke Time Trial

51.45 D1A

54.24 D2A

55.09 D1B

56.96 D2B

Name	Yr	School	Seed Time	Finals Time
- Time Trial				
1 Nabhan, Nadia K	FR	Rutgers University Swimming-NJ	NT	57.62
	27.99	57.62 (29.63)		





2016 Frank Elm Invitational - 11-18-2016 to 11-20-2016

Real time results at www.besmarttinc.com

Follow Be Smartt Inc on Facebook!

Results

Women 100 Yard Backstroke Swim-off

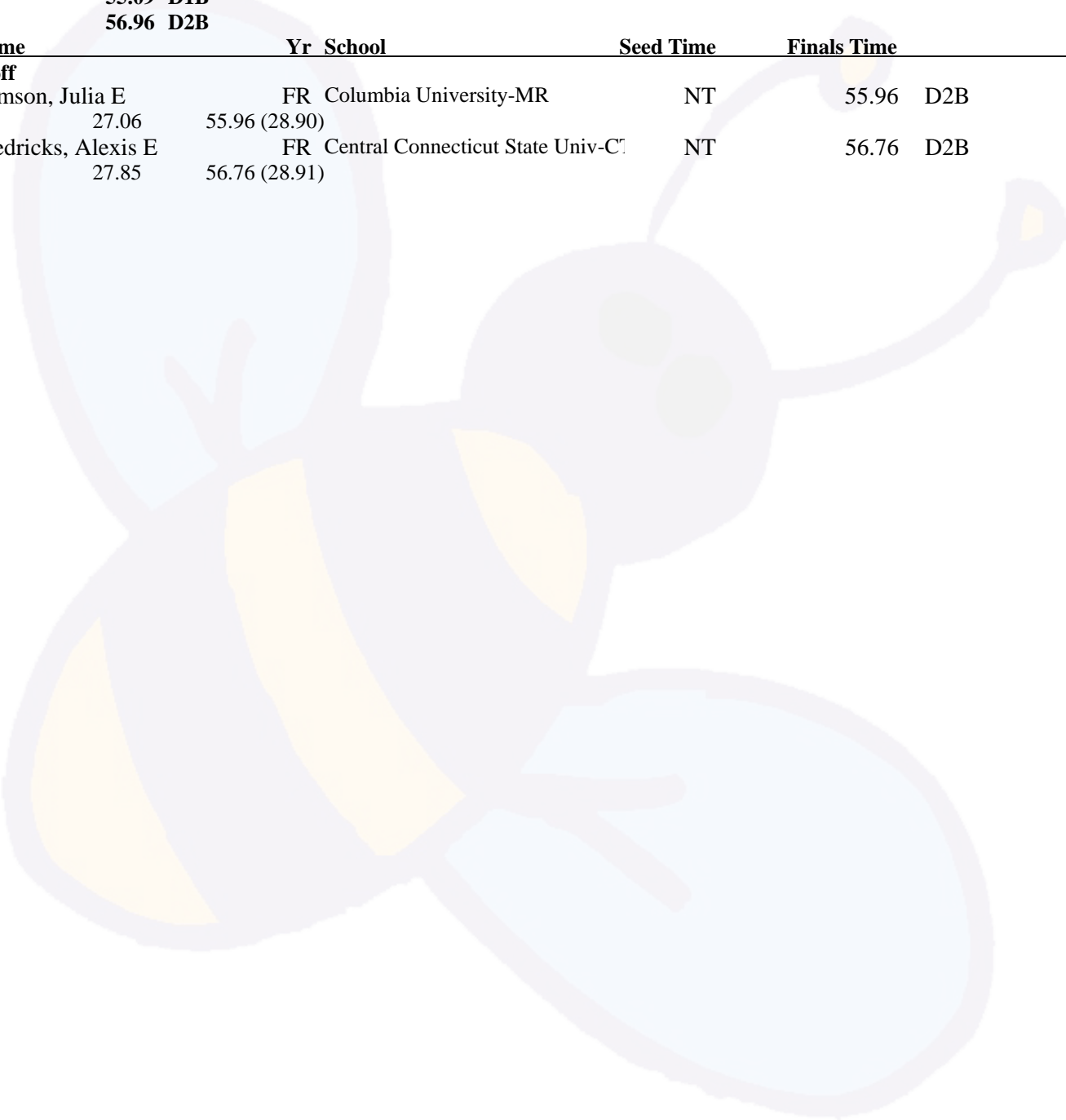
51.45 D1A

54.24 D2A

55.09 D1B

56.96 D2B

Name	Yr	School	Seed Time	Finals Time
- Swim-off				
1 Samson, Julia E	FR	Columbia University-MR	NT	55.96 D2B
			27.06	55.96 (28.90)
2 Fredricks, Alexis E	FR	Central Connecticut State Univ-CT	NT	56.76 D2B
			27.85	56.76 (28.91)



**2016 Frank Elm Invitational - 11-18-2016 to 11-20-2016**Real time results at www.besmarttinc.com

Follow Be Smartt Inc on Facebook!

Results**Women 100 Yard Backstroke**

51.45 D1A

54.24 D2A

55.09 D1B

56.96 D2B

Name	Yr	School	Seed Time	Prelim Time	
Preliminaries					
1 Koprivova, Vera	SO	Rutgers University Swimming-NJ	56.30	54.82	qD1B
26.78		54.82 (28.04)			
2 Nhipali, Anu H	SR	Wagner College-MR	56.19	55.44	qD2B
26.87		55.44 (28.57)			
3 O'Reilly, Kaitlyn M	JR	U.S. Naval Academy-MD	57.27	55.96	qD2B
27.16		55.96 (28.80)			
4 Graeff, Elizabeth M	JR	U.S. Naval Academy-MD	58.57	56.41	qD2B
26.96		56.41 (29.45)			
5 O'Rourke, Kate M	JR	Columbia University-MR	57.00	56.49	qD2B
27.04		56.49 (29.45)			
6 Leong, Christine J	JR	Northeastern University-NE	57.29	56.66	qD2B
27.71		56.66 (28.95)			
7 Warnimont, Ally R	SO	U.S. Naval Academy-MD	58.08	56.94	qD2B
28.02		56.94 (28.92)			
8 Ashby, Mary A	SO	Columbia University-MR	56.00	57.02	q
27.68		57.02 (29.34)			
9 Samson, Julia E	FR	Columbia University-MR	55.55	57.03	q
27.78		57.03 (29.25)			
10 Fredricks, Alexis E	FR	Central Connecticut State Univ-C	58.93	57.03	q
27.89		57.03 (29.14)			
11 Bendfeldt, Laura	JR	Long Island University Post-MR	58.57	57.08	q
27.29		57.08 (29.79)			
12 Zhang, Lisa C	FR	Columbia University-MR	57.12	57.23	q
28.33		57.23 (28.90)			
13 Smith, Sidney O	FR	Northeastern University-NE	58.91	57.24	q
27.48		57.24 (29.76)			
14 Hoeve, Rachel J	JR	Liberty University-VA	59.01	57.27	q
27.85		57.27 (29.42)			
15 Schnabel, Carly J	SO	Northeastern University-NE	59.54	57.60	q
28.33		57.60 (29.27)			
16 Pande, Malavika	FR	Columbia University-MR	58.40	57.62	q
28.05		57.62 (29.57)			
17 Lawlor, Clare	FR	Rutgers University Swimming-NJ	59.54	57.74	q
28.17		57.74 (29.57)			
18 Lawson, Casey J	SO	U.S. Naval Academy-MD	58.99	57.77	q
28.05		57.77 (29.72)			
19 Devers, Aidan G	SO	Central Connecticut State Univ-C	58.78	57.89	q
28.59		57.89 (29.30)			
20 Weiss, Brittany M	FR	Liberty University-VA	57.23	57.96	q
28.08		57.96 (29.88)			
21 Troy, Kaitlyn E	SO	Central Connecticut State Univ-C	57.09	57.97	q
27.87		57.97 (30.10)			
22 Ortman, Abby	JR	James Madison University-VA	57.47	58.03	q
28.22		58.03 (29.81)			

**2016 Frank Elm Invitational - 11-18-2016 to 11-20-2016****Real time results at www.besmarttinc.com****Follow Be Smartt Inc on Facebook!****Results****Preliminaries ... (Women 100 Yard Backstroke)**

	Name	Yr	School	Seed Time	Prelim Time	
23	Frias, Cristi M	JR	Columbia University-MR	58.90	58.35	q
	28.67		58.35 (29.68)			
24	Quintero, Dominique K	FR	U.S. Naval Academy-MD	1:00.73	58.42	q
	28.37		58.42 (30.05)			
25	Tschoke, Victoria E	SR	Liberty University-VA	58.34	58.47	q
	28.35		58.47 (30.12)			
26	Nabhan, Nadia K	FR	Rutgers University Swimming-NJ	1:03.25	58.49	q
	28.12		58.49 (30.37)			
27	Zhang, Amy	FR	Columbia University-MR	58.87	58.52	q
	28.06		58.52 (30.46)			
28	Meyers, Nathalie M	SO	Liu Brooklyn Blackbirds-MR	56.72	58.65	q
	28.77		58.65 (29.88)			
29	Zhang, Bonnie	FR	James Madison University-VA	59.05	58.66	q
	28.79		58.66 (29.87)			
30	Morrell, Olivia J	SR	U.S. Naval Academy-MD	1:02.33	58.70	q
	28.19		58.70 (30.51)			
*31	Hoiles, Alex K	JR	U.S. Naval Academy-MD	59.67	58.91	q
	28.65		58.91 (30.26)			
*31	Chu, Kierstin E	SO	Northeastern University-NE	59.23	58.91	q
	28.68		58.91 (30.23)			
33	Boothe, Danielle A	JR	Liberty University-VA	59.50	58.96	
	28.35		58.96 (30.61)			
34	Miller, Jamie C	FR	U.S. Naval Academy-MD	1:00.32	59.12	
	28.74		59.12 (30.38)			
35	Ranzau, Emily G	JR	U.S. Naval Academy-MD	59.28	59.18	
	29.04		59.18 (30.14)			
36	Briant, Hannah P	SO	U.S. Naval Academy-MD	1:01.23	59.26	
	28.50		59.26 (30.76)			
37	Awiszus, Maeve E	JR	Central Connecticut State Univ-C	58.06	59.33	
	29.04		59.33 (30.29)			
*38	Upston, Stephanie	SO	Wagner College-MR	1:03.37	59.47	
	29.25		59.47 (30.22)			
*38	Donnelly, Lucia K	SO	U.S. Naval Academy-MD	1:00.07	59.47	
	28.75		59.47 (30.72)			
40	Ghali, Miriyam A	SO	Columbia University-MR	58.70	59.54	
	28.79		59.54 (30.75)			
41	Mauzy, Ashley N	SO	Liberty University-VA	59.01	59.58	
	28.52		59.58 (31.06)			
42	Kvarnemar, Elin	SO	Long Island University Post-MR	1:01.92	59.59	
	29.16		59.59 (30.43)			
43	Haddock, Logan C	JR	James Madison University-VA	59.16	59.60	
	28.78		59.60 (30.82)			
44	Clarke, Courtney	JR	James Madison University-VA	59.37	59.61	
	28.92		59.61 (30.69)			
*45	Macneil, Paige K	FR	Wagner College-MR	1:01.49	59.67	
	28.76		59.67 (30.91)			
*45	Moore, Emily T	FR	Wagner College-MR	1:01.47	59.67	
	28.87		59.67 (30.80)			
47	Shahar, Jennifer B	SR	Columbia University-MR	59.45	59.68	
	28.91		59.68 (30.77)			

**2016 Frank Elm Invitational - 11-18-2016 to 11-20-2016**Real time results at www.besmarttinc.com

Follow Be Smartt Inc on Facebook!

Results**Preliminaries ... (Women 100 Yard Backstroke)**

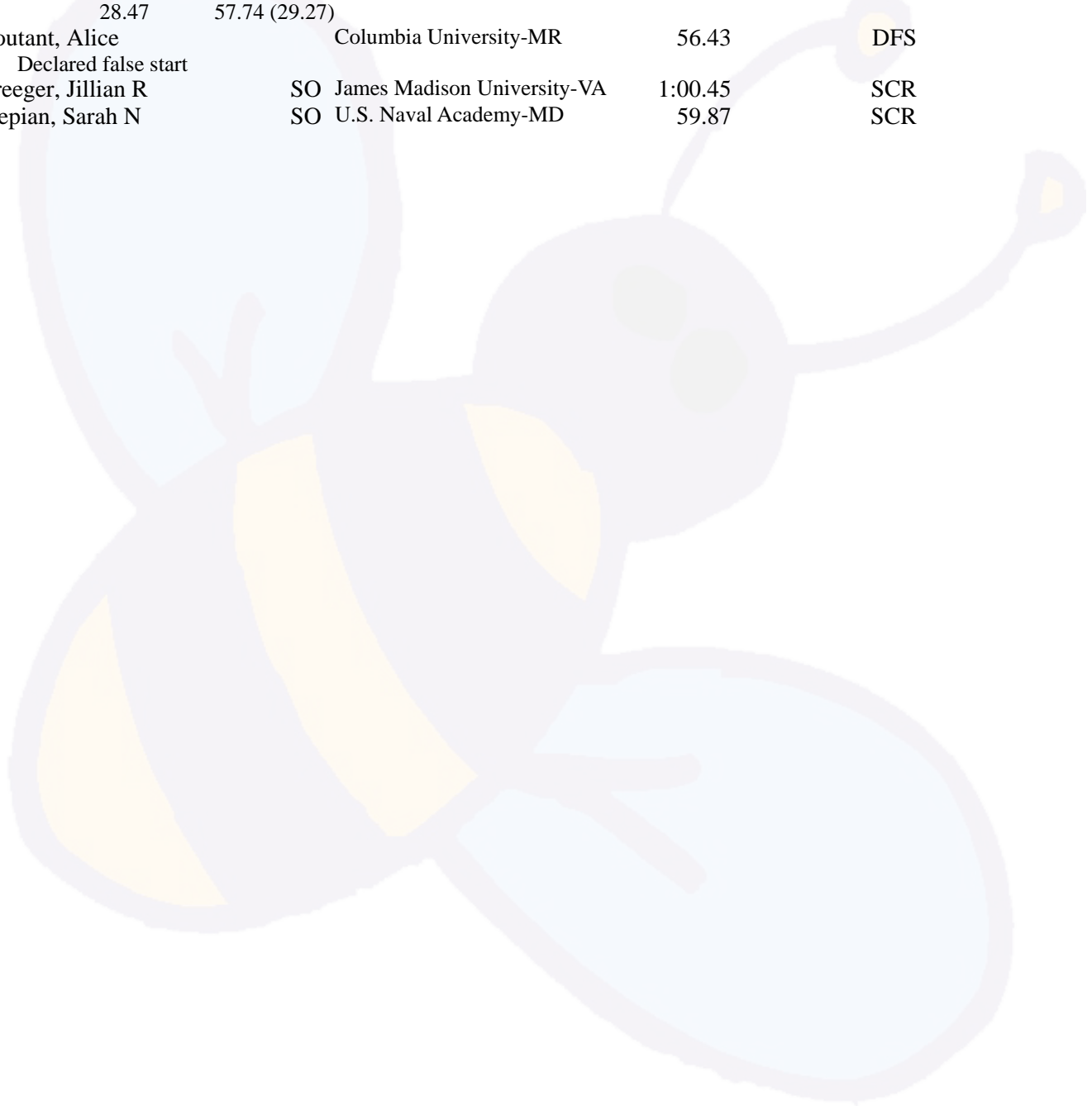
Name	Yr	School	Seed Time	Prelim Time
48 Coleman, Katelyn N 29.25	SO	Liu Brooklyn Blackbirds-MR	59.74	59.80 59.80 (30.55)
49 Garies, Gus L 29.70	JR	U.S. Naval Academy-MD	1:02.85	59.81 59.81 (30.11)
50 Bonfilio, Alex P 29.41	FR	U.S. Naval Academy-MD	1:01.20	59.83 59.83 (30.42)
*51 Ables, Kelsey S 29.12	JR	Columbia University-MR	58.50	59.84 59.84 (30.72)
*51 Gring, Mackenzie 28.76	FR	James Madison University-VA	59.12	59.84 59.84 (31.08)
53 Moses, Meghan 29.23	FR	Rutgers University Swimming-NJ	1:01.00	1:00.08 1:00.08 (30.85)
54 Lanker, Delaney M 28.67	SR	Northeastern University-NE	1:01.56	1:00.55 1:00.55 (31.88)
55 MacMillan, Quinn 29.42	JR	James Madison University-VA	1:00.75	1:00.57 1:00.57 (31.15)
56 Boston, Kelli N 29.39	FR	Wagner College-MR	1:00.66	1:00.58 1:00.58 (31.19)
57 St Angelo, Cassie 29.10	FR	Long Island University Post-MR	1:00.80	1:00.62 1:00.62 (31.52)
*58 Cole, Kathryn E 29.33	FR	U.S. Naval Academy-MD	59.48	1:00.63 1:00.63 (31.30)
*58 Czulewicz, Stephanie L 29.38	SR	Central Connecticut State Univ-C	58.40	1:00.63 1:00.63 (31.25)
60 Tremols, Nina 29.37	SR	James Madison University-VA	1:01.26	1:00.65 1:00.65 (31.28)
61 Shen, Michelle C 29.49	SO	Columbia University-MR	59.65	1:00.72 1:00.72 (31.23)
62 DePuydt, Makenna L 29.28	FR	Wagner College-MR	1:01.77	1:01.02 1:01.02 (31.74)
63 Kiely, Meghan G 29.63	SR	Rutgers University Swimming-NJ	1:02.98	1:01.28 1:01.28 (31.65)
64 Keehn, Sammie A 29.80	SO	U.S. Naval Academy-MD	59.31	1:01.43 1:01.43 (31.63)
65 Null, Siani A 28.95	SO	Liberty University-VA	1:01.78	1:01.52 1:01.52 (32.57)
66 Motter, Megan J 30.39	FR	U.S. Naval Academy-MD	1:01.56	1:01.64 1:01.64 (31.25)
67 Allen, Caroline F 29.30	FR	Liberty University-VA	1:00.99	1:01.80 1:01.80 (32.50)
68 Emerson, Lauren H 29.99	FR	Wagner College-MR	1:04.27	1:02.13 1:02.13 (32.14)
69 Schaefer, Miriam 29.30	FR	Northeastern University-NE	1:03.78	1:02.18 1:02.18 (32.88)
70 DiSilvestro, Brianna 30.65	JR	James Madison University-VA	1:03.12	1:02.34 1:02.34 (31.69)
71 Cabral, Emily J 30.05	SO	Liu Brooklyn Blackbirds-MR	1:00.70	1:03.05 1:03.05 (33.00)
72 Donlin, Colleen M 30.71	FR	Liberty University-VA	1:01.61	1:04.25 1:04.25 (33.54)

**2016 Frank Elm Invitational - 11-18-2016 to 11-20-2016**Real time results at www.besmarttinc.com

Follow Be Smartt Inc on Facebook!

Results**Preliminaries ... (Women 100 Yard Backstroke)**

	Name	Yr	School	Seed Time	Prelim Time
73	Argelander, Jessica	FR	Long Island University Post-MR	1:03.00	1:05.30
	31.36		1:05.30 (33.94)		
---	Fabugais-Inaba, Alex	FR	Rutgers University Swimming-NJ	NT	X57.74
	28.47		57.74 (29.27)		
---	Boutant, Alice		Columbia University-MR	56.43	DFS
	Declared false start				
---	Breeger, Jillian R	SO	James Madison University-VA	1:00.45	SCR
---	Slepian, Sarah N	SO	U.S. Naval Academy-MD	59.87	SCR





2016 Frank Elm Invitational - 11-18-2016 to 11-20-2016

Real time results at www.besmarttinc.com

Follow Be Smartt Inc on Facebook!

Results

Women 200 Yard Backstroke

1:51.95 D1A

1:57.68 D2A

1:59.19 D1B

2:03.56 D2B

Name	Yr	School	Prelim Time	Finals Time	Points
A - Final					
1 Koprivova, Vera	SO	Rutgers University Swimming-NJ	1:56.95	1:55.91	D2A 32
27.03	55.86 (28.83)	1:25.64 (29.78)	1:55.91 (30.27)		
2 O'Reilly, Kaitlyn M	JR	U.S. Naval Academy-MD	2:01.14	2:00.52	D2B 28
28.32	59.30 (30.98)	1:29.96 (30.66)	2:00.52 (30.56)		
3 Devers, Aidan G	SO	Central Connecticut State Univ-C	2:01.05	2:01.30	D2B 27
29.24	59.92 (30.68)	1:30.77 (30.85)	2:01.30 (30.53)		
4 Meyer, Charlotte R	SR	U.S. Naval Academy-MD	2:02.58	2:01.57	D2B 26
28.72	59.19 (30.47)	1:30.61 (31.42)	2:01.57 (30.96)		
5 Warnimont, Ally R	SO	U.S. Naval Academy-MD	2:01.66	2:01.64	D2B 25
28.42	58.90 (30.48)	1:30.69 (31.79)	2:01.64 (30.95)		
6 Zhang, Lisa C	FR	Columbia University-MR	2:03.61	2:02.02	D2B 24
28.72	59.33 (30.61)	1:30.55 (31.22)	2:02.02 (31.47)		
7 Lawson, Casey J	SO	U.S. Naval Academy-MD	2:02.22	2:05.32	23
29.04	1:00.81 (31.77)	1:32.98 (32.17)	2:05.32 (32.34)		
8 Fuller, Karis	SO	Long Island University Post-MR	2:03.51	2:10.81	22
30.06	1:03.63 (33.57)	1:37.80 (34.17)	2:10.81 (33.01)		
B - Final					
9 Fabugais-Inaba, Alex	FR	Rutgers University Swimming-NJ	2:04.39	2:01.64	D2B 20
28.85	59.98 (31.13)	1:31.12 (31.14)	2:01.64 (30.52)		
10 Fredricks, Alexis E	FR	Central Connecticut State Univ-C	2:04.27	2:02.53	D2B 17
29.04	1:00.08 (31.04)	1:31.60 (31.52)	2:02.53 (30.93)		
11 Ranzau, Emily G	JR	U.S. Naval Academy-MD	2:04.62	2:02.76	D2B 16
29.15	1:00.32 (31.17)	1:31.72 (31.40)	2:02.76 (31.04)		
*12 Pande, Malavika	FR	Columbia University-MR	2:05.24	2:02.86	D2B 14.50
28.54	59.01 (30.47)	1:30.59 (31.58)	2:02.86 (32.27)		
*12 Samson, Julia E	FR	Columbia University-MR	2:04.52	2:02.86	D2B 14.50
28.69	59.76 (31.07)	1:31.33 (31.57)	2:02.86 (31.53)		
14 Leong, Christine J	JR	Northeastern University-NE	2:04.16	2:03.77	13
28.90	59.94 (31.04)	1:31.88 (31.94)	2:03.77 (31.89)		
15 Miller, Jamie C	FR	U.S. Naval Academy-MD	2:05.05	2:04.52	12
28.95	59.55 (30.60)	1:31.71 (32.16)	2:04.52 (32.81)		
16 Chu, Kierstin E	SO	Northeastern University-NE	2:05.09	2:07.46	11
29.83	1:01.53 (31.70)	1:34.17 (32.64)	2:07.46 (33.29)		
C - Final					
17 Antiles, Jessica R	SO	Columbia University-MR	2:05.87	2:04.85	9
29.53	1:00.92 (31.39)	1:32.92 (32.00)	2:04.85 (31.93)		
18 Ortman, Abby	JR	James Madison University-VA	2:06.63	2:05.39	7
29.96	1:01.72 (31.76)	1:33.85 (32.13)	2:05.39 (31.54)		
19 Frias, Cristi M	JR	Columbia University-MR	2:05.87	2:05.53	6
29.67	1:01.20 (31.53)	1:33.32 (32.12)	2:05.53 (32.21)		
20 Graeff, Elizabeth M	JR	U.S. Naval Academy-MD	2:05.96	2:05.54	5
29.34	1:01.20 (31.86)	1:33.60 (32.40)	2:05.54 (31.94)		
21 Gourdie, Emma L	FR	James Madison University-VA	2:06.31	2:05.76	4
29.41	1:01.18 (31.77)	1:33.33 (32.15)	2:05.76 (32.43)		

**2016 Frank Elm Invitational - 11-18-2016 to 11-20-2016**Real time results at www.besmarttinc.com

Follow Be Smartt Inc on Facebook!

Results**C - Final ... (Women 200 Yard Backstroke)**

	Name	Yr	School	Prelim Time	Finals Time	Points
22	Meyers, Nathalie M	SO	Liu Brooklyn Blackbirds-MR	2:06.62	2:06.33	3
	29.91	1:01.76 (31.85)	1:34.21 (32.45)	2:06.33 (32.12)		
23	Zhang, Bonnie	FR	James Madison University-VA	2:06.63	2:06.96	2
	30.19	1:02.04 (31.85)	1:34.94 (32.90)	2:06.96 (32.02)		
24	Awiszus, Maeve E	JR	Central Connecticut State Univ-C	2:07.70	2:08.32	1
	30.02	1:02.00 (31.98)	1:35.33 (33.33)	2:08.32 (32.99)		

D - Final

25	Troy, Kaitlyn E	SO	Central Connecticut State Univ-C	2:08.17	2:05.68	
	28.94	1:01.00 (32.06)	1:33.72 (32.72)	2:05.68 (31.96)		
26	Tschoke, Victoria E	SR	Liberty University-VA	2:07.99	2:06.05	
	30.36	1:02.72 (32.36)	1:34.32 (31.60)	2:06.05 (31.73)		
27	Garies, Gus L	JR	U.S. Naval Academy-MD	2:08.01	2:07.15	
	30.65	1:02.67 (32.02)	1:35.00 (32.33)	2:07.15 (32.15)		
28	Nabhan, Nadia K	FR	Rutgers University Swimming-NJ	2:08.21	2:07.36	
	30.49	1:02.57 (32.08)	1:35.08 (32.51)	2:07.36 (32.28)		
29	Bonfilio, Alex P	FR	U.S. Naval Academy-MD	2:08.02	2:07.66	
	30.36	1:02.51 (32.15)	1:35.26 (32.75)	2:07.66 (32.40)		
30	Upston, Stephanie	SO	Wagner College-MR	2:07.95	2:08.06	
	30.19	1:02.90 (32.71)	1:35.69 (32.79)	2:08.06 (32.37)		
31	Haddock, Logan C	JR	James Madison University-VA	2:07.88	2:08.35	
	30.41	1:03.16 (32.75)	1:35.91 (32.75)	2:08.35 (32.44)		
32	Weber, Delia M	SO	Liberty University-VA	2:07.95	2:14.08	
	31.52	1:06.69 (35.17)	1:41.15 (34.46)	2:14.08 (32.93)		

**2016 Frank Elm Invitational - 11-18-2016 to 11-20-2016****Real time results at www.besmarttinc.com****Follow Be Smartt Inc on Facebook!****Results****Women 200 Yard Backstroke****1:51.95 D1A****1:57.68 D2A****1:59.19 D1B****2:03.56 D2B**

Name	Yr	School	Seed Time	Prelim Time	
Preliminaries					
1 Koprivova, Vera	SO	Rutgers University Swimming-NJ	2:00.89	1:56.95	qD2A
27.78	56.96 (29.18)	1:26.96 (30.00)	1:56.95 (29.99)		
2 Devers, Aidan G	SO	Central Connecticut State Univ-C	2:01.89	2:01.05	qD2B
29.00	59.61 (30.61)	1:30.26 (30.65)	2:01.05 (30.79)		
3 O'Reilly, Kaitlyn M	JR	U.S. Naval Academy-MD	2:07.51	2:01.14	qD2B
28.29	59.05 (30.76)	1:30.26 (31.21)	2:01.14 (30.88)		
4 Warnimont, Ally R	SO	U.S. Naval Academy-MD	2:05.13	2:01.66	qD2B
28.41	59.17 (30.76)	1:30.22 (31.05)	2:01.66 (31.44)		
5 Lawson, Casey J	SO	U.S. Naval Academy-MD	2:08.24	2:02.22	qD2B
28.59	59.18 (30.59)	1:30.62 (31.44)	2:02.22 (31.60)		
6 Meyer, Charlotte R	SR	U.S. Naval Academy-MD	2:07.32	2:02.58	qD2B
28.19	58.89 (30.70)	1:30.98 (32.09)	2:02.58 (31.60)		
7 Fuller, Karis	SO	Long Island University Post-MR	2:06.55	2:03.51	qD2B
28.62	1:00.24 (31.62)	1:32.65 (32.41)	2:03.51 (30.86)		
8 Zhang, Lisa C	FR	Columbia University-MR	2:12.34	2:03.61	q
29.41	1:00.56 (31.15)	1:31.72 (31.16)	2:03.61 (31.89)		
9 Leong, Christine J	JR	Northeastern University-NE	2:06.05	2:04.16	q
28.67	59.79 (31.12)	1:31.69 (31.90)	2:04.16 (32.47)		
10 Fredricks, Alexis E	FR	Central Connecticut State Univ-C	2:05.13	2:04.27	q
28.92	59.60 (30.68)	1:31.83 (32.23)	2:04.27 (32.44)		
11 Fabugais-Inaba, Alex	FR	Rutgers University Swimming-NJ	2:04.04	2:04.39	q
29.47	1:01.23 (31.76)	1:33.06 (31.83)	2:04.39 (31.33)		
12 Samson, Julia E	FR	Columbia University-MR	2:01.99	2:04.52	q
28.86	59.82 (30.96)	1:31.89 (32.07)	2:04.52 (32.63)		
13 Ranzau, Emily G	JR	U.S. Naval Academy-MD	2:07.41	2:04.62	q
29.42	1:00.60 (31.18)	1:32.76 (32.16)	2:04.62 (31.86)		
14 O'Rourke, Kate M	JR	Columbia University-MR	2:09.30	2:04.76	q
28.54	59.93 (31.39)	1:32.10 (32.17)	2:04.76 (32.66)		
15 Miller, Jamie C	FR	U.S. Naval Academy-MD	2:09.70	2:05.05	q
28.80	59.60 (30.80)	1:31.96 (32.36)	2:05.05 (33.09)		
16 Chu, Kierstin E	SO	Northeastern University-NE	2:07.75	2:05.09	q
29.67	1:00.80 (31.13)	1:32.52 (31.72)	2:05.09 (32.57)		
17 Pande, Malavika	FR	Columbia University-MR	2:07.42	2:05.24	q
29.17	1:00.79 (31.62)	1:32.82 (32.03)	2:05.24 (32.42)		
*18 Frias, Cristi M	JR	Columbia University-MR	2:10.30	2:05.87	q
30.14	1:02.07 (31.93)	1:33.52 (31.45)	2:05.87 (32.35)		
*18 Antiles, Jessica R	SO	Columbia University-MR	2:04.00	2:05.87	q
30.10	1:01.50 (31.40)	1:33.87 (32.37)	2:05.87 (32.00)		
20 Graeff, Elizabeth M	JR	U.S. Naval Academy-MD	2:11.37	2:05.96	q
28.34	59.69 (31.35)	1:32.59 (32.90)	2:05.96 (33.37)		
21 Jordan, Erin K	SO	U.S. Naval Academy-MD	2:07.56	2:06.18	q
29.60	1:01.46 (31.86)	1:34.03 (32.57)	2:06.18 (32.15)		
22 Gourdie, Emma L	FR	James Madison University-VA	2:05.41	2:06.31	q
30.16	1:02.29 (32.13)	1:34.41 (32.12)	2:06.31 (31.90)		



2016 Frank Elm Invitational - 11-18-2016 to 11-20-2016

Real time results at www.besmarttinc.com

Follow Be Smartt Inc on Facebook!

Results

Preliminaries ... (Women 200 Yard Backstroke)

Name	Yr	School	Seed Time	Prelim Time	
23 Meyers, Nathalie M	SO	Liu Brooklyn Blackbirds-MR	2:02.18	2:06.62	q
29.65	1:01.34 (31.69)	1:34.32 (32.98)	2:06.62 (32.30)		
*24 Zhang, Bonnie	FR	James Madison University-VA	2:07.43	2:06.63	q
29.86	1:01.21 (31.35)	1:33.90 (32.69)	2:06.63 (32.73)		
*24 Ortman, Abby	JR	James Madison University-VA	2:05.16	2:06.63	q
29.49	1:02.00 (32.51)	1:34.03 (32.03)	2:06.63 (32.60)		
Swim-Off Required					
26 Ashby, Mary A	SO	Columbia University-MR	2:02.00	2:07.01	q
28.11	59.54 (31.43)	1:33.00 (33.46)	2:07.01 (34.01)		
27 Awiszus, Maeve E	JR	Central Connecticut State Univ-C	2:03.82	2:07.70	q
29.74	1:01.41 (31.67)	1:34.41 (33.00)	2:07.70 (33.29)		
28 Haddock, Logan C	JR	James Madison University-VA	2:08.90	2:07.88	q
29.50	1:00.94 (31.44)	1:33.66 (32.72)	2:07.88 (34.22)		
*29 Weber, Delia M	SO	Liberty University-VA	2:11.45	2:07.95	q
29.86	1:01.78 (31.92)	1:34.63 (32.85)	2:07.95 (33.32)		
*29 Upston, Stephanie	SO	Wagner College-MR	2:15.44	2:07.95	q
30.06	1:01.93 (31.87)	1:34.58 (32.65)	2:07.95 (33.37)		
31 Tschoke, Victoria E	SR	Liberty University-VA	2:04.89	2:07.99	q
29.93	1:03.03 (33.10)	1:35.69 (32.66)	2:07.99 (32.30)		
32 Garies, Gus L	JR	U.S. Naval Academy-MD	2:09.91	2:08.01	q
30.15	1:01.98 (31.83)	1:35.02 (33.04)	2:08.01 (32.99)		
33 Bonfilio, Alex P	FR	U.S. Naval Academy-MD	2:11.91	2:08.02	
30.39	1:02.55 (32.16)	1:35.46 (32.91)	2:08.02 (32.56)		
34 Keehn, Sammie A	SO	U.S. Naval Academy-MD	2:12.86	2:08.16	
30.65	1:03.78 (33.13)	1:36.02 (32.24)	2:08.16 (32.14)		
35 Troy, Kaitlyn E	SO	Central Connecticut State Univ-C	2:05.19	2:08.17	
29.18	1:01.32 (32.14)	1:34.75 (33.43)	2:08.17 (33.42)		
36 Nabhan, Nadia K	FR	Rutgers University Swimming-NJ	2:08.73	2:08.21	
29.69	1:01.62 (31.93)	1:34.54 (32.92)	2:08.21 (33.67)		
37 Saunders, Abbey	SO	Rutgers University Swimming-NJ	2:07.22	2:08.34	
29.55	1:01.66 (32.11)	1:34.88 (33.22)	2:08.34 (33.46)		
38 Czulewicz, Stephanie L	SR	Central Connecticut State Univ-C	2:01.49	2:08.44	
29.67	1:01.58 (31.91)	1:35.05 (33.47)	2:08.44 (33.39)		
39 Zhang, Amy	FR	Columbia University-MR	2:10.45	2:08.64	
29.75	1:01.85 (32.10)	1:35.10 (33.25)	2:08.64 (33.54)		
40 Parker, Katie	JR	James Madison University-VA	2:10.00	2:08.69	
31.68	1:04.17 (32.49)	1:36.73 (32.56)	2:08.69 (31.96)		
41 Kendall, Keelin	FR	Central Connecticut State Univ-C	2:09.91	2:08.73	
30.02	1:02.90 (32.88)	1:35.53 (32.63)	2:08.73 (33.20)		
42 Kvarnemar, Elin	SO	Long Island University Post-MR	2:16.58	2:08.85	
29.90	1:02.44 (32.54)	1:35.82 (33.38)	2:08.85 (33.03)		
43 Macneil, Paige K	FR	Wagner College-MR	2:13.00	2:08.99	
30.07	1:02.72 (32.65)	1:35.77 (33.05)	2:08.99 (33.22)		
44 Moore, Emily T	FR	Wagner College-MR	2:11.61	2:09.14	
29.86	1:02.12 (32.26)	1:35.45 (33.33)	2:09.14 (33.69)		
45 Jordan, Dani L	SO	Liberty University-VA	2:13.34	2:09.27	
29.91	1:01.87 (31.96)	1:35.13 (33.26)	2:09.27 (34.14)		
46 Donnelly, Lucia K	SO	U.S. Naval Academy-MD	2:10.69	2:09.85	
29.55	1:02.20 (32.65)	1:36.17 (33.97)	2:09.85 (33.68)		
47 Tremols, Nina	SR	James Madison University-VA	2:13.21	2:10.34	
31.09	1:04.22 (33.13)	1:37.59 (33.37)	2:10.34 (32.75)		

**2016 Frank Elm Invitational - 11-18-2016 to 11-20-2016**Real time results at www.besmarttinc.com

Follow Be Smartt Inc on Facebook!

Results**Preliminaries ... (Women 200 Yard Backstroke)**

Name	Yr	School	Seed Time	Prelim Time
48 St Angelo, Cassie	FR	Long Island University Post-MR	2:11.77	2:11.20
29.98	1:03.04 (33.06)	1:37.21 (34.17)	2:11.20 (33.99)	
49 Boston, Kelli N	FR	Wagner College-MR	2:11.58	2:11.31
30.36	1:03.57 (33.21)	1:37.38 (33.81)	2:11.31 (33.93)	
50 Gring, Mackenzie	FR	James Madison University-VA	2:11.26	2:11.34
30.89	1:03.92 (33.03)	1:37.46 (33.54)	2:11.34 (33.88)	
51 Ghali, Miriyam A	SO	Columbia University-MR	2:12.40	2:12.57
29.86	1:03.05 (33.19)	1:37.74 (34.69)	2:12.57 (34.83)	
52 Mehta, Anila J	JR	Northeastern University-NE	2:19.89	2:12.77
31.15	1:04.70 (33.55)	1:38.94 (34.24)	2:12.77 (33.83)	
53 Demers, Kailey L	SO	Central Connecticut State Univ-C	2:13.19	2:12.91
30.93	1:03.94 (33.01)	1:38.08 (34.14)	2:12.91 (34.83)	
54 Allen, Caroline F	FR	Liberty University-VA	2:11.15	2:12.92
30.46	1:03.07 (32.61)	1:37.62 (34.55)	2:12.92 (35.30)	
55 Boothe, Danielle A	JR	Liberty University-VA	2:12.69	2:14.44
29.89	1:03.30 (33.41)	1:38.69 (35.39)	2:14.44 (35.75)	
56 DiSilvestro, Brianna	JR	James Madison University-VA	2:16.34	2:14.48
31.93	1:06.51 (34.58)	1:41.07 (34.56)	2:14.48 (33.41)	
57 Null, Siani A	SO	Liberty University-VA	2:15.38	2:16.25
31.33	1:04.97 (33.64)	1:40.23 (35.26)	2:16.25 (36.02)	
58 Cabral, Emily J	SO	Liu Brooklyn Blackbirds-MR	2:14.37	2:20.89
32.42	1:07.82 (35.40)	1:44.44 (36.62)	2:20.89 (36.45)	
--- Warhol, MaryElizabeth	SR	James Madison University-VA	2:04.15	DFS
Declared false start				
--- Ables, Kelsey S	JR	Columbia University-MR	2:08.00	NS
--- Clarke, Courtney	JR	James Madison University-VA	2:07.95	SCR
--- Slepian, Sarah N	SO	U.S. Naval Academy-MD	2:13.22	SCR
--- Scott, Emma K	SO	U.S. Naval Academy-MD	2:13.91	SCR
--- Smith, Jenny J	JR	U.S. Naval Academy-MD	2:10.88	SCR
--- Resconich, Mckenna M	FR	U.S. Naval Academy-MD	2:11.47	SCR
--- Hoiles, Alex K	JR	U.S. Naval Academy-MD	2:11.41	SCR

**2016 Frank Elm Invitational - 11-18-2016 to 11-20-2016**Real time results at www.besmarttinc.com

Follow Be Smartt Inc on Facebook!

Results**Women 100 Yard Breaststroke**

59.04 D1A

1:01.82 D2A

1:02.49 D1B

1:04.91 D2B

Name	Yr	School	Prelim Time	Finals Time	Points
A - Final					
1 Stoddard, Rachel M	SR	Rutgers University Swimming-NJ	1:02.86	1:01.87 D1B	32
29.29		1:01.87 (32.58)			
2 Barber, Lauren E	SO	U.S. Naval Academy-MD	1:03.08	1:03.18 D2B	28
29.99		1:03.18 (33.19)			
3 Garber, Maddy L	JR	Central Connecticut State Univ-C	1:02.57	1:03.19 D2B	27
30.00		1:03.19 (33.19)			
4 Ellis, Taylor M	SR	Northeastern University-NE	1:03.14	1:03.44 D2B	26
29.83		1:03.44 (33.61)			
5 Wojdylo, Helen K	FR	Columbia University-MR	1:03.67	1:03.74 D2B	25
30.00		1:03.74 (33.74)			
6 Claesson, Katja	SR	Wagner College-MR	1:04.10	1:03.78 D2B	24
30.25		1:03.78 (33.53)			
7 Shahaar, Jennifer B	SR	Columbia University-MR	1:03.91	1:03.94 D2B	23
29.91		1:03.94 (34.03)			
8 Jefferies, Danielle W	SO	Liu Brooklyn Blackbirds-MR	1:04.45	1:05.25	22
31.18		1:05.25 (34.07)			
B - Final					
9 Schaefer, Miriam	FR	Northeastern University-NE	1:04.55	1:03.88 D2B	20
30.21		1:03.88 (33.67)			
10 Rooker, Prudence J	JR	Liberty University-VA	1:05.21	1:04.42 D2B	17
30.54		1:04.42 (33.88)			
11 Macisaac, Elyse K	FR	U.S. Naval Academy-MD	1:05.31	1:04.51 D2B	16
30.32		1:04.51 (34.19)			
12 Frick, Celia D	SR	Columbia University-MR	1:05.62	1:05.44	15
30.62		1:05.44 (34.82)			
13 Lee, Aileen	SO	Columbia University-MR	1:05.80	1:05.69	14
30.94		1:05.69 (34.75)			
14 Johnstone, Caitlin	SO	Long Island University Post-MR	1:05.65	1:06.11	13
30.48		1:06.11 (35.63)			
15 Bailey, Brooke E	SO	U.S. Naval Academy-MD	1:06.02	1:06.12	12
31.09		1:06.12 (35.03)			
16 Gustafsson, Andrea J	SO	Wagner College-MR	1:05.77	1:07.25	11
31.32		1:07.25 (35.93)			
C - Final					
17 Gillcrist, Hanna T	SR	U.S. Naval Academy-MD	1:06.15	1:04.22 D2B	9
29.90		1:04.22 (34.32)			
18 Neilan, Larissa C	JR	Rutgers University Swimming-NJ	1:06.18	1:05.40	7
30.50		1:05.40 (34.90)			
19 Hetzer, Nicole M	SR	U.S. Naval Academy-MD	1:06.60	1:05.84	6
31.31		1:05.84 (34.53)			
20 Marsh, Megan C	FR	James Madison University-VA	1:06.65	1:05.86	5
30.91		1:05.86 (34.95)			
21 Maercklein, Erika R	FR	Central Connecticut State Univ-C	1:06.27	1:06.19	4
31.12		1:06.19 (35.07)			

**2016 Frank Elm Invitational - 11-18-2016 to 11-20-2016**Real time results at www.besmarttinc.com

Follow Be Smartt Inc on Facebook!

Results**C - Final ... (Women 100 Yard Breaststroke)**

	Name	Yr	School	Prelim Time	Finals Time	Points
22	Berridge, Scottie S	FR	Columbia University-MR	1:06.56	1:06.31	3
	31.58	1:06.31 (34.73)				
23	Hodges, Rickilee D	SO	Liberty University-VA	1:06.92	1:06.66	2
	31.04	1:06.66 (35.62)				
24	Resconich, Mckenna M	FR	U.S. Naval Academy-MD	1:06.68	1:07.30	1
	30.87	1:07.30 (36.43)				

D - Final

25	Papsco, Nicole J	JR	Columbia University-MR	1:07.94	1:06.79	
	31.81	1:06.79 (34.98)				
26	Regan, Grace C	FR	Central Connecticut State Univ-C	1:07.32	1:06.85	
	32.17	1:06.85 (34.68)				
27	D'Allegro, Jenna M	FR	Wagner College-MR	1:07.25	1:07.07	
	31.46	1:07.07 (35.61)				
28	Demers, Kailey L	SO	Central Connecticut State Univ-C	1:07.95	1:07.43	
	31.95	1:07.43 (35.48)				
29	Kendall, Keelin	FR	Central Connecticut State Univ-C	1:07.65	1:07.59	
	31.79	1:07.59 (35.80)				
*30	Baker, Hannah M	FR	Liberty University-VA	1:07.39	1:08.28	
	32.18	1:08.28 (36.10)				
*30	Pierce, Jessica L	FR	James Madison University-VA	1:07.92	1:08.28	
	32.48	1:08.28 (35.80)				
32	Mulcahy, Kaitlyn A	FR	Wagner College-MR	1:07.88	1:08.35	
	32.20	1:08.35 (36.15)				

**2016 Frank Elm Invitational - 11-18-2016 to 11-20-2016****Real time results at www.besmarttinc.com****Follow Be Smartt Inc on Facebook!****Results****Women 100 Yard Breaststroke****59.04 D1A****1:01.82 D2A****1:02.49 D1B****1:04.91 D2B**

	Name	Yr	School	Seed Time	Prelim Time	
Preliminaries						
1	Garber, Maddy L	JR	Central Connecticut State Univ-C	1:01.55	1:02.57	qD2B
	29.62		1:02.57 (32.95)			
2	Stoddard, Rachel M	SR	Rutgers University Swimming-NJ	1:03.14	1:02.86	qD2B
	29.70		1:02.86 (33.16)			
3	Barber, Lauren E	SO	U.S. Naval Academy-MD	1:02.83	1:03.08	qD2B
	30.13		1:03.08 (32.95)			
4	Ellis, Taylor M	SR	Northeastern University-NE	1:04.88	1:03.14	qD2B
	29.71		1:03.14 (33.43)			
5	Wojdylo, Helen K	FR	Columbia University-MR	1:04.89	1:03.67	qD2B
	29.75		1:03.67 (33.92)			
6	Shahar, Jennifer B	SR	Columbia University-MR	1:04.60	1:03.91	qD2B
	29.74		1:03.91 (34.17)			
7	Claesson, Katja	SR	Wagner College-MR	1:05.81	1:04.10	qD2B
	30.35		1:04.10 (33.75)			
8	Jefferies, Danielle W	SO	Liu Brooklyn Blackbirds-MR	1:05.02	1:04.45	qD2B
	31.10		1:04.45 (33.35)			
9	Schaefer, Miriam	FR	Northeastern University-NE	1:06.90	1:04.55	qD2B
	30.33		1:04.55 (34.22)			
10	Rooker, Prudence J	JR	Liberty University-VA	1:04.68	1:05.21	q
	30.89		1:05.21 (34.32)			
11	Macisaac, Elyse K	FR	U.S. Naval Academy-MD	1:04.72	1:05.31	q
	30.68		1:05.31 (34.63)			
12	Frick, Celia D	SR	Columbia University-MR	1:05.50	1:05.62	q
	30.60		1:05.62 (35.02)			
13	Johnstone, Caitlin	SO	Long Island University Post-MR	1:09.36	1:05.65	q
	30.47		1:05.65 (35.18)			
14	Gustafsson, Andrea J	SO	Wagner College-MR	1:07.01	1:05.77	q
	30.55		1:05.77 (35.22)			
15	Lee, Aileen	SO	Columbia University-MR	1:06.20	1:05.80	q
	30.84		1:05.80 (34.96)			
16	Bailey, Brooke E	SO	U.S. Naval Academy-MD	1:08.07	1:06.02	q
	31.26		1:06.02 (34.76)			
17	Gillcrist, Hanna T	SR	U.S. Naval Academy-MD	1:05.08	1:06.15	q
	30.41		1:06.15 (35.74)			
18	Neilan, Larissa C	JR	Rutgers University Swimming-NJ	1:05.15	1:06.18	q
	31.43		1:06.18 (34.75)			
19	Maercklein, Erika R	FR	Central Connecticut State Univ-C	1:05.70	1:06.27	q
	30.95		1:06.27 (35.32)			
20	Berridge, Scottie S	FR	Columbia University-MR	1:06.00	1:06.56	q
	31.70		1:06.56 (34.86)			
21	Hetzer, Nicole M	SR	U.S. Naval Academy-MD	1:09.56	1:06.60	q
	31.42		1:06.60 (35.18)			
22	Marsh, Megan C	FR	James Madison University-VA	1:05.99	1:06.65	q
	31.49		1:06.65 (35.16)			

**2016 Frank Elm Invitational - 11-18-2016 to 11-20-2016**Real time results at www.besmarttinc.com

Follow Be Smartt Inc on Facebook!

Results**Preliminaries ... (Women 100 Yard Breaststroke)**

	Name	Yr	School	Seed Time	Prelim Time	
23	Resconich, Mckenna M	FR	U.S. Naval Academy-MD	1:07.75	1:06.68	q
	30.58		1:06.68 (36.10)			
24	Hodges, Rickilee D	SO	Liberty University-VA	1:06.67	1:06.92	q
	31.33		1:06.92 (35.59)			
25	D'Allegro, Jenna M	FR	Wagner College-MR	1:09.61	1:07.25	q
	31.22		1:07.25 (36.03)			
26	Regan, Grace C	FR	Central Connecticut State Univ-C	1:07.78	1:07.32	q
	31.86		1:07.32 (35.46)			
27	Baker, Hannah M	FR	Liberty University-VA	1:07.85	1:07.39	q
	31.71		1:07.39 (35.68)			
28	Noonan, Morgan M	JR	Liberty University-VA	1:07.54	1:07.44	q
	31.80		1:07.44 (35.64)			
29	Kendall, Keelin	FR	Central Connecticut State Univ-C	1:08.63	1:07.65	q
	32.08		1:07.65 (35.57)			
30	Mulcahy, Kaitlyn A	FR	Wagner College-MR	1:09.16	1:07.88	q
	32.16		1:07.88 (35.72)			
31	Pierce, Jessica L	FR	James Madison University-VA	1:08.92	1:07.92	q
	32.60		1:07.92 (35.32)			
32	Papsco, Nicole J	JR	Columbia University-MR	1:06.78	1:07.94	q
	32.23		1:07.94 (35.71)			
33	Demers, Kailey L	SO	Central Connecticut State Univ-C	1:07.03	1:07.95	
	32.14		1:07.95 (35.81)			
34	O'Malley, Lauren G	SO	U.S. Naval Academy-MD	1:09.05	1:08.00	
	31.74		1:08.00 (36.26)			
35	Quintero, Dominique K	FR	U.S. Naval Academy-MD	1:10.84	1:08.01	
	31.86		1:08.01 (36.15)			
36	Eastman, Kelsey L	FR	Wagner College-MR	1:08.11	1:08.14	
	31.50		1:08.14 (36.64)			
37	Slepian, Sarah N	SO	U.S. Naval Academy-MD	1:08.36	1:08.18	
	31.74		1:08.18 (36.44)			
38	Carrigan, Mads R	SO	Liu Brooklyn Blackbirds-MR	1:05.19	1:08.22	
	32.08		1:08.22 (36.14)			
39	Murphy, Maddy	SR	James Madison University-VA	1:08.09	1:08.24	
	32.22		1:08.24 (36.02)			
40	Mann, Katelyn E	FR	Central Connecticut State Univ-C	1:09.99	1:08.32	
	31.68		1:08.32 (36.64)			
41	Scott, Emma K	SO	U.S. Naval Academy-MD	1:09.31	1:08.41	
	32.58		1:08.41 (35.83)			
42	Higgins, Colleen G	FR	Wagner College-MR	1:09.82	1:08.46	
	31.84		1:08.46 (36.62)			
43	James, Paris K	FR	Northeastern University-NE	1:11.89	1:08.50	
	31.82		1:08.50 (36.68)			
44	Palkovic, Amit	JR	Northeastern University-NE	1:11.95	1:08.82	
	31.81		1:08.82 (37.01)			
45	Tonn, Jackie	JR	Long Island University Post-MR	1:10.88	1:08.88	
	32.35		1:08.88 (36.53)			
46	Bjork, Tove T	SR	Northeastern University-NE	1:10.49	1:09.09	
	32.69		1:09.09 (36.40)			
47	Weigner, Morgan A	SO	Liberty University-VA	1:10.50	1:09.15	
	32.11		1:09.15 (37.04)			

**2016 Frank Elm Invitational - 11-18-2016 to 11-20-2016**Real time results at www.besmarttinc.com

Follow Be Smartt Inc on Facebook!

Results**Preliminaries ... (Women 100 Yard Breaststroke)**

Name	Yr	School	Seed Time	Prelim Time
48 Lagod, Hannah B 32.46	FR	James Madison University-VA	1:08.55	1:09.26
		1:09.26 (36.80)		
49 Antiles, Jessica R 32.68	SO	Columbia University-MR	1:05.00	1:09.30
		1:09.30 (36.62)		
50 Lynch, Taylor C 32.94	FR	Liberty University-VA	1:09.08	1:09.93
		1:09.93 (36.99)		
51 Spear, Lena	FR	Northeastern University-NE	1:13.07	1:10.30
52 Adkins, Claire 33.13	SR	James Madison University-VA	1:10.24	1:10.35
		1:10.35 (37.22)		
53 Isom, Gabrielle I 33.51	SO	Columbia University-MR	1:12.00	1:10.68
		1:10.68 (37.17)		
54 Fredricks, Grace M 33.40	FR	Central Connecticut State Univ-C	1:09.00	1:11.02
		1:11.02 (37.62)		
55 Gyurina, Angie R 33.51	FR	Northeastern University-NE	1:12.99	1:11.72
		1:11.72 (38.21)		
--- Ruiz, Vanessa J Declared false start	FR	Rutgers University Swimming-NJ	1:13.51	DFS
--- Harper, Shannon	SR	James Madison University-VA	1:07.98	SCR
--- Ostrowski, Claire J	FR	U.S. Naval Academy-MD	1:09.94	SCR
--- Ward, Lisa M	SR	Central Connecticut State Univ-C	1:05.94	SCR

**2016 Frank Elm Invitational - 11-18-2016 to 11-20-2016**Real time results at www.besmarttinc.com

Follow Be Smartt Inc on Facebook!

Results**Women 200 Yard Breaststroke****2:07.33 D1A****2:13.75 D2A****2:15.99 D1B****2:20.44 D2B**

Name		Yr	School	Prelim Time	Finals Time	Points
A - Final						
1	Garber, Maddy L	JR	Central Connecticut State Univ-C	2:20.44	2:14.55	D1B 32
	30.09		1:04.52 (34.43)	1:38.97 (34.45)	2:14.55 (35.58)	
2	Stoddard, Rachel M	SR	Rutgers University Swimming-NJ	2:15.62	2:14.95	D1B 28
	30.10		1:04.51 (34.41)	1:39.69 (35.18)	2:14.95 (35.26)	
3	Neilan, Larissa C	JR	Rutgers University Swimming-NJ	2:17.83	2:16.41	D2B 27
	30.88		1:05.51 (34.63)	1:41.14 (35.63)	2:16.41 (35.27)	
4	Barber, Lauren E	SO	U.S. Naval Academy-MD	2:18.92	2:16.68	D2B 26
	30.66		1:04.88 (34.22)	1:40.59 (35.71)	2:16.68 (36.09)	
5	Rooker, Prudence J	JR	Liberty University-VA	2:20.73	2:17.91	D2B 25
	31.48		1:06.62 (35.14)	1:41.91 (35.29)	2:17.91 (36.00)	
*6	Schaefer, Miriam	FR	Northeastern University-NE	2:19.36	2:19.19	D2B 23.50
	31.23		1:06.69 (35.46)	1:42.80 (36.11)	2:19.19 (36.39)	
*6	Claesson, Katja	SR	Wagner College-MR	2:19.76	2:19.19	D2B 23.50
	31.40		1:06.40 (35.00)	1:42.51 (36.11)	2:19.19 (36.68)	
8	Wojdylo, Helen K	FR	Columbia University-MR	2:19.99	2:19.20	D2B 22
	31.42		1:07.02 (35.60)	1:43.03 (36.01)	2:19.20 (36.17)	
B - Final						
9	Noonan, Morgan M	JR	Liberty University-VA	2:23.03	2:19.79	D2B 20
	32.49		1:08.12 (35.63)	1:43.85 (35.73)	2:19.79 (35.94)	
10	Ward, Lisa M	SR	Central Connecticut State Univ-C	2:24.07	2:21.91	17
	31.49		1:06.67 (35.18)	1:43.78 (37.11)	2:21.91 (38.13)	
11	Macisaac, Elyse K	FR	U.S. Naval Academy-MD	2:22.50	2:21.98	16
	31.56		1:07.22 (35.66)	1:43.87 (36.65)	2:21.98 (38.11)	
12	Lee, Aileen	SO	Columbia University-MR	2:24.49	2:23.04	15
	31.56		1:08.03 (36.47)	1:45.01 (36.98)	2:23.04 (38.03)	
13	Frick, Celia D	SR	Columbia University-MR	2:23.46	2:23.82	14
	32.25		1:08.02 (35.77)	1:45.42 (37.40)	2:23.82 (38.40)	
14	Pierce, Jessica L	FR	James Madison University-VA	2:23.18	2:23.90	13
	33.30		1:09.94 (36.64)	1:46.66 (36.72)	2:23.90 (37.24)	
15	Bailey, Brooke E	SO	U.S. Naval Academy-MD	2:24.80	2:24.44	12
	31.99		1:08.46 (36.47)	1:47.06 (38.60)	2:24.44 (37.38)	
16	Papsco, Nicole J	JR	Columbia University-MR	2:23.98	2:25.01	11
	32.82		1:09.71 (36.89)	1:47.36 (37.65)	2:25.01 (37.65)	
C - Final						
17	Johnstone, Caitlin	SO	Long Island University Post-MR	2:25.28	2:23.49	9
	31.78		1:08.38 (36.60)	1:45.98 (37.60)	2:23.49 (37.51)	
18	Demers, Kailey L	SO	Central Connecticut State Univ-C	2:25.77	2:24.46	7
	32.09		1:08.43 (36.34)	1:46.12 (37.69)	2:24.46 (38.34)	
19	Slepian, Sarah N	SO	U.S. Naval Academy-MD	2:25.00	2:25.35	6
	31.93		1:08.81 (36.88)	1:47.02 (38.21)	2:25.35 (38.33)	
20	D'Allegro, Jenna M	FR	Wagner College-MR	2:25.31	2:25.57	5
	32.33		1:09.39 (37.06)	1:47.28 (37.89)	2:25.57 (38.29)	
21	Mulcahy, Kaitlyn A	FR	Wagner College-MR	2:26.21	2:25.75	4
	32.87		1:09.21 (36.34)	1:47.07 (37.86)	2:25.75 (38.68)	

**2016 Frank Elm Invitational - 11-18-2016 to 11-20-2016**Real time results at www.besmarttinc.com

Follow Be Smartt Inc on Facebook!

Results**C - Final ... (Women 200 Yard Breaststroke)**

	Name	Yr	School	Prelim Time	Finals Time	Points
22	Marsh, Megan C	FR	James Madison University-VA	2:26.15	2:25.85	3
	32.74	1:09.63 (36.89)	1:47.31 (37.68)	2:25.85 (38.54)		
23	Resconich, Mckenna M	FR	U.S. Naval Academy-MD	2:26.50	2:26.56	2
	31.99	1:08.60 (36.61)	1:47.24 (38.64)	2:26.56 (39.32)		
24	Murphy, Maddy	SR	James Madison University-VA	2:26.49	2:26.65	1
	33.41	1:10.66 (37.25)	1:48.78 (38.12)	2:26.65 (37.87)		

D - Final

25	Regan, Grace C	FR	Central Connecticut State Univ-C	2:27.51	2:23.12	
	32.55	1:08.94 (36.39)	1:46.16 (37.22)	2:23.12 (36.96)		
26	Kendall, Keelin	FR	Central Connecticut State Univ-C	2:28.15	2:25.21	
	32.64	1:09.70 (37.06)	1:47.02 (37.32)	2:25.21 (38.19)		
27	Hetzer, Nicole M	SR	U.S. Naval Academy-MD	2:27.82	2:25.42	
	32.34	1:09.05 (36.71)	1:47.31 (38.26)	2:25.42 (38.11)		
28	Tonn, Jackie	JR	Long Island University Post-MR	2:26.84	2:26.50	
	32.80	1:09.52 (36.72)	1:48.32 (38.80)	2:26.50 (38.18)		
29	Carrigan, Mads R	SO	Liu Brooklyn Blackbirds-MR	2:26.91	2:27.39	
	32.67	1:10.45 (37.78)	1:49.24 (38.79)	2:27.39 (38.15)		
30	Bjork, Tove T	SR	Northeastern University-NE	2:28.25	2:27.60	
	32.97	1:09.85 (36.88)	1:48.30 (38.45)	2:27.60 (39.30)		
31	Berridge, Scottie S	FR	Columbia University-MR	2:26.51	2:27.87	
	32.68	1:09.62 (36.94)	1:48.26 (38.64)	2:27.87 (39.61)		
32	Scott, Emma K	SO	U.S. Naval Academy-MD	2:27.46	2:30.28	
	33.02	1:10.25 (37.23)	1:49.48 (39.23)	2:30.28 (40.80)		



2016 Frank Elm Invitational - 11-18-2016 to 11-20-2016

Real time results at www.besmarttinc.com

Follow Be Smartt Inc on Facebook!

Results

Women 200 Yard Breaststroke

2:07.33 D1A

2:13.75 D2A

2:15.99 D1B

2:20.44 D2B

Name	Yr	School	Seed Time	Prelim Time	
Preliminaries					
1 Stoddard, Rachel M	SR	Rutgers University Swimming-NJ	2:18.18	2:15.62	qD1B
30.15	1:04.57 (34.42)	1:39.47 (34.90)	2:15.62 (36.15)		
2 Neilan, Larissa C	JR	Rutgers University Swimming-NJ	2:25.34	2:17.83	qD2B
31.67	1:06.42 (34.75)	1:42.50 (36.08)	2:17.83 (35.33)		
3 Barber, Lauren E	SO	U.S. Naval Academy-MD	2:19.38	2:18.92	qD2B
31.38	1:06.87 (35.49)	1:42.99 (36.12)	2:18.92 (35.93)		
4 Schaefer, Miriam	FR	Northeastern University-NE	2:22.71	2:19.36	qD2B
30.86	1:05.54 (34.68)	1:41.84 (36.30)	2:19.36 (37.52)		
5 Claesson, Katja	SR	Wagner College-MR	2:25.85	2:19.76	qD2B
31.73	1:06.96 (35.23)	1:42.89 (35.93)	2:19.76 (36.87)		
6 Wojdylo, Helen K	FR	Columbia University-MR	2:20.45	2:19.99	qD2B
30.82	1:05.81 (34.99)	1:42.42 (36.61)	2:19.99 (37.57)		
7 Garber, Maddy L	JR	Central Connecticut State Univ-C	2:13.37	2:20.44	qD2B
31.27	1:06.60 (35.33)	1:43.60 (37.00)	2:20.44 (36.84)		
8 Rooker, Prudence J	JR	Liberty University-VA	2:23.53	2:20.73	q
32.04	1:07.49 (35.45)	1:43.70 (36.21)	2:20.73 (37.03)		
9 Macisaac, Elyse K	FR	U.S. Naval Academy-MD	2:22.94	2:22.50	q
31.25	1:07.06 (35.81)	1:44.37 (37.31)	2:22.50 (38.13)		
10 Noonan, Morgan M	JR	Liberty University-VA	2:22.85	2:23.03	q
32.57	1:08.59 (36.02)	1:45.46 (36.87)	2:23.03 (37.57)		
11 Pierce, Jessica L	FR	James Madison University-VA	2:27.02	2:23.18	q
33.22	1:09.86 (36.64)	1:46.40 (36.54)	2:23.18 (36.78)		
12 Frick, Celia D	SR	Columbia University-MR	2:22.22	2:23.46	q
31.10	1:07.22 (36.12)	1:44.44 (37.22)	2:23.46 (39.02)		
13 Papsco, Nicole J	JR	Columbia University-MR	2:25.50	2:23.98	q
32.66	1:08.76 (36.10)	1:46.01 (37.25)	2:23.98 (37.97)		
14 Ward, Lisa M	SR	Central Connecticut State Univ-C	2:22.29	2:24.07	q
31.55	1:07.30 (35.75)	1:45.18 (37.88)	2:24.07 (38.89)		
15 Lee, Aileen	SO	Columbia University-MR	2:24.00	2:24.49	q
32.81	1:09.30 (36.49)	1:46.54 (37.24)	2:24.49 (37.95)		
16 Bailey, Brooke E	SO	U.S. Naval Academy-MD	2:27.89	2:24.80	q
31.95	1:08.59 (36.64)	1:46.91 (38.32)	2:24.80 (37.89)		
17 Slepian, Sarah N	SO	U.S. Naval Academy-MD	2:28.13	2:25.00	q
32.24	1:08.83 (36.59)	1:46.87 (38.04)	2:25.00 (38.13)		
18 Johnstone, Caitlin	SO	Long Island University Post-MR	2:28.14	2:25.28	q
31.73	1:08.36 (36.63)	1:46.98 (38.62)	2:25.28 (38.30)		
19 D'Allegro, Jenna M	FR	Wagner College-MR	2:32.31	2:25.31	q
32.25	1:08.88 (36.63)	1:46.91 (38.03)	2:25.31 (38.40)		
20 Demers, Kailey L	SO	Central Connecticut State Univ-C	2:19.69	2:25.77	q
32.53	1:08.93 (36.40)	1:47.10 (38.17)	2:25.77 (38.67)		
21 Marsh, Megan C	FR	James Madison University-VA	2:26.56	2:26.15	q
32.81	1:09.55 (36.74)	1:47.57 (38.02)	2:26.15 (38.58)		
22 Mulcahy, Kaitlyn A	FR	Wagner College-MR	2:29.21	2:26.21	q
32.38	1:08.52 (36.14)	1:46.71 (38.19)	2:26.21 (39.50)		

**2016 Frank Elm Invitational - 11-18-2016 to 11-20-2016**Real time results at www.besmarttinc.com

Follow Be Smartt Inc on Facebook!

Results**Preliminaries ... (Women 200 Yard Breaststroke)**

Name	Yr	School	Seed Time	Prelim Time	
23 Murphy, Maddy	SR	James Madison University-VA	2:26.77	2:26.49	q
33.49	1:10.70 (37.21)	1:48.42 (37.72)	2:26.49 (38.07)		
24 Resconich, Mckenna M	FR	U.S. Naval Academy-MD	2:27.92	2:26.50	q
31.63	1:08.76 (37.13)	1:47.27 (38.51)	2:26.50 (39.23)		
25 Berridge, Scottie S	FR	Columbia University-MR	2:26.50	2:26.51	q
32.48	1:08.71 (36.23)	1:46.52 (37.81)	2:26.51 (39.99)		
26 Harrington, Kelly M	FR	U.S. Naval Academy-MD	2:28.54	2:26.76	q
32.97	1:10.12 (37.15)	1:48.12 (38.00)	2:26.76 (38.64)		
27 Tonn, Jackie	JR	Long Island University Post-MR	2:32.19	2:26.84	q
32.99	1:09.82 (36.83)	1:47.87 (38.05)	2:26.84 (38.97)		
28 Carrigan, Mads R	SO	Liu Brooklyn Blackbirds-MR	2:23.19	2:26.91	q
32.18	1:09.57 (37.39)	1:48.10 (38.53)	2:26.91 (38.81)		
29 Scott, Emma K	SO	U.S. Naval Academy-MD	2:30.71	2:27.46	q
32.98	1:09.92 (36.94)	1:48.41 (38.49)	2:27.46 (39.05)		
30 Regan, Grace C	FR	Central Connecticut State Univ-C	2:27.53	2:27.51	q
33.19	1:10.51 (37.32)	1:49.10 (38.59)	2:27.51 (38.41)		
31 Hetzer, Nicole M	SR	U.S. Naval Academy-MD	2:30.26	2:27.82	q
33.04	1:10.81 (37.77)	1:49.48 (38.67)	2:27.82 (38.34)		
32 Kendall, Keelin	FR	Central Connecticut State Univ-C	2:28.11	2:28.15	q
33.02	1:10.53 (37.51)	1:49.10 (38.57)	2:28.15 (39.05)		
33 Bjork, Tove T	SR	Northeastern University-NE	2:32.66	2:28.25	
32.87	1:09.69 (36.82)	1:48.15 (38.46)	2:28.25 (40.10)		
34 O'Malley, Lauren G	SO	U.S. Naval Academy-MD	2:29.24	2:28.42	
32.12	1:08.88 (36.76)	1:47.97 (39.09)	2:28.42 (40.45)		
35 Palkovic, Amit	JR	Northeastern University-NE	2:32.15	2:28.49	
33.05	1:10.29 (37.24)	1:48.90 (38.61)	2:28.49 (39.59)		
36 Clifford, Emily A	SR	Columbia University-MR	2:26.33	2:28.61	
33.21	1:11.08 (37.87)	1:49.58 (38.50)	2:28.61 (39.03)		
37 Shahar, Jennifer B	SR	Columbia University-MR	2:25.85	2:29.36	
32.35	1:09.85 (37.50)	1:48.69 (38.84)	2:29.36 (40.67)		
38 Higgins, Colleen G	FR	Wagner College-MR	2:34.99	2:31.07	
33.59	1:11.24 (37.65)	1:50.88 (39.64)	2:31.07 (40.19)		
39 Mann, Katelyn E	FR	Central Connecticut State Univ-C	2:31.81	2:31.63	
32.91	1:10.45 (37.54)	1:49.99 (39.54)	2:31.63 (41.64)		
40 Weigner, Morgan A	SO	Liberty University-VA	2:32.23	2:32.73	
34.26	1:12.90 (38.64)	1:52.48 (39.58)	2:32.73 (40.25)		
41 Lynch, Taylor C	FR	Liberty University-VA	2:28.37	2:35.09	
35.23	1:14.46 (39.23)	1:54.56 (40.10)	2:35.09 (40.53)		
42 Cabral, Emily J	SO	Liu Brooklyn Blackbirds-MR	2:47.83	2:46.02	
37.14	1:19.08 (41.94)	2:02.50 (43.42)	2:46.02 (43.52)		
--- Ellis, Taylor M	SR	Northeastern University-NE	2:25.37		NS
--- Motter, Megan J	FR	U.S. Naval Academy-MD	2:40.15		SCR
--- Quintero, Dominique K	FR	U.S. Naval Academy-MD	2:35.11		SCR
--- Ostrowski, Claire J	FR	U.S. Naval Academy-MD	2:30.96		SCR
--- O'Reilly, Kaitlyn M	JR	U.S. Naval Academy-MD	2:28.18		SCR

**2016 Frank Elm Invitational - 11-18-2016 to 11-20-2016**Real time results at www.besmarttinc.com

Follow Be Smartt Inc on Facebook!

Results**Women 100 Yard Butterfly**

51.49 D1A

53.63 D2A

54.49 D1B

56.31 D2B

Name	Yr	School	Prelim Time	Finals Time	Points
A - Final					
1 Stoppa, Francesca	SO	Rutgers University Swimming-NJ	54.57	54.04	D1B 32
25.39	54.04	(28.65)			
2 Touchette-McGowan, Sara	JR	Northeastern University-NE	56.03	56.01	D2B 28
26.04	56.01	(29.97)			
3 Briant, Hannah P	SO	U.S. Naval Academy-MD	56.36	56.09	D2B 27
25.92	56.09	(30.17)			
4 Harrington, Kelly M	FR	U.S. Naval Academy-MD	56.08	56.16	D2B 26
25.78	56.16	(30.38)			
5 Jefferies, Danielle W	SO	Liu Brooklyn Blackbirds-MR	56.08	56.21	D2B 25
26.44	56.21	(29.77)			
6 Walz, Delaney R	FR	U.S. Naval Academy-MD	56.34	56.24	D2B 24
26.37	56.24	(29.87)			
7 Patrick, Trudiann D	SR	Columbia University-MR	56.06	56.53	23
27.05	56.53	(29.48)			
8 Scudder, Erin E	FR	U.S. Naval Academy-MD	56.51	56.54	22
26.15	56.54	(30.39)			
B - Final					
9 Meyer, Charlotte R	SR	U.S. Naval Academy-MD	57.37	56.39	20
26.86	56.39	(29.53)			
10 Greenberg, Lauren E	SO	U.S. Naval Academy-MD	56.84	56.80	17
26.91	56.80	(29.89)			
11 Kashyrina, Oleksandra S	SO	Liu Brooklyn Blackbirds-MR	56.66	56.91	16
26.00	56.91	(30.91)			
12 Lanker, Delaney M	SR	Northeastern University-NE	56.63	57.00	15
26.66	57.00	(30.34)			
13 Gustafsson, Andrea J	SO	Wagner College-MR	56.72	57.29	14
26.36	57.29	(30.93)			
14 Thomas, Sabree C	SR	Central Connecticut State Univ-CT	57.14	57.92	13
27.48	57.92	(30.44)			
15 Weiss, Brittany M	FR	Liberty University-VA	57.62	58.70	12
27.64	58.70	(31.06)			
--- Nhipali, Anu H	SR	Wagner College-MR	56.83	DQ	
False start					
C - Final					
17 Finnigan, Alicia J	SO	Liberty University-VA	57.74	57.42	9
27.11	57.42	(30.31)			
18 Shen, Michelle C	SO	Columbia University-MR	58.22	57.72	7
27.07	57.72	(30.65)			
19 Hessing, Kirsty E	JR	Wagner College-MR	57.65	57.86	6
26.85	57.86	(31.01)			
20 Finn, Erin E	JR	Wagner College-MR	58.07	58.26	5
27.40	58.26	(30.86)			
21 Davis, Sarah	FR	Rutgers University Swimming-NJ	57.89	58.31	4
27.28	58.31	(31.03)			

**2016 Frank Elm Invitational - 11-18-2016 to 11-20-2016**Real time results at www.besmarttinc.com

Follow Be Smartt Inc on Facebook!

Results**C - Final ... (Women 100 Yard Butterfly)**

	Name	Yr	School	Prelim Time	Finals Time	Points
22	James, Paris K	FR	Northeastern University-NE	58.08	58.40	3
	27.07	58.40	(31.33)			
23	Zebker, Molly S	SR	Columbia University-MR	58.04	58.66	2
	27.60	58.66	(31.06)			
24	Hoiles, Alex K	JR	U.S. Naval Academy-MD	57.81	58.94	1
	27.47	58.94	(31.47)			

D - Final

25	Coleman, Katelyn N	SO	Liu Brooklyn Blackbirds-MR	58.39	57.24	
	26.51	57.24	(30.73)			
26	Zhang, Lisa C	FR	Columbia University-MR	58.54	58.00	
	27.40	58.00	(30.60)			
27	Black, Shelby Q	SO	Liberty University-VA	58.85	58.06	
	27.69	58.06	(30.37)			
28	Garies, Gus L	JR	U.S. Naval Academy-MD	58.89	58.20	
	27.66	58.20	(30.54)			
29	Lawlor, Clare	FR	Rutgers University Swimming-NJ	58.38	58.29	
	27.01	58.29	(31.28)			
30	Mauzy, Ashley N	SO	Liberty University-VA	58.44	58.54	
	27.53	58.54	(31.01)			
31	Keehn, Sammie A	SO	U.S. Naval Academy-MD	58.39	59.19	
	27.68	59.19	(31.51)			
32	Ghali, Miriyam A	SO	Columbia University-MR	59.15	59.34	
	27.38	59.34	(31.96)			

**2016 Frank Elm Invitational - 11-18-2016 to 11-20-2016****Real time results at www.besmarttinc.com****Follow Be Smartt Inc on Facebook!****Results****Women 100 Yard Butterfly****51.49 D1A****53.63 D2A****54.49 D1B****56.31 D2B**

	Name	Yr	School	Seed Time	Prelim Time	
Preliminaries						
1	Stoppa, Francesca	SO	Rutgers University Swimming-NJ	55.53	54.57	qD2B
	25.97		54.57 (28.60)			
2	Touchette-McGowan, Sara	JR	Northeastern University-NE	55.95	56.03	qD2B
	26.04		56.03 (29.99)			
3	Patrick, Trudiann D	SR	Columbia University-MR	56.42	56.06	qD2B
	26.29		56.06 (29.77)			
*4	Jefferies, Danielle W	SO	Liu Brooklyn Blackbirds-MR	55.68	56.08	qD2B
	26.23		56.08 (29.85)			
*4	Harrington, Kelly M	FR	U.S. Naval Academy-MD	58.53	56.08	qD2B
	25.84		56.08 (30.24)			
6	Walz, Delaney R	FR	U.S. Naval Academy-MD	56.73	56.34	q
	26.85		56.34 (29.49)			
7	Briant, Hannah P	SO	U.S. Naval Academy-MD	57.58	56.36	q
	26.43		56.36 (29.93)			
8	Scudder, Erin E	FR	U.S. Naval Academy-MD	57.74	56.51	q
	26.35		56.51 (30.16)			
9	Lanker, Delaney M	SR	Northeastern University-NE	57.37	56.63	q
	26.43		56.63 (30.20)			
10	Kashyrina, Oleksandra S	SO	Liu Brooklyn Blackbirds-MR	55.31	56.66	q
	25.85		56.66 (30.81)			
11	Gustafsson, Andrea J	SO	Wagner College-MR	1:01.43	56.72	q
	26.34		56.72 (30.38)			
12	Nhipali, Anu H	SR	Wagner College-MR	58.81	56.83	q
	26.52		56.83 (30.31)			
13	Greenberg, Lauren E	SO	U.S. Naval Academy-MD	57.24	56.84	q
	26.97		56.84 (29.87)			
14	Thomas, Sabree C	SR	Central Connecticut State Univ-C	55.82	57.14	q
	27.16		57.14 (29.98)			
15	Meyer, Charlotte R	SR	U.S. Naval Academy-MD	58.29	57.37	q
	27.01		57.37 (30.36)			
16	Weiss, Brittany M	FR	Liberty University-VA	56.78	57.62	q
	26.78		57.62 (30.84)			
17	Hessing, Kirsty E	JR	Wagner College-MR	1:00.87	57.65	q
	26.83		57.65 (30.82)			
18	Finnigan, Alicia J	SO	Liberty University-VA	58.10	57.74	q
	27.33		57.74 (30.41)			
19	Samson, Julia E	FR	Columbia University-MR	55.89	57.80	q
	26.84		57.80 (30.96)			
20	Hoiles, Alex K	JR	U.S. Naval Academy-MD	59.22	57.81	q
	26.80		57.81 (31.01)			
*21	Davis, Sarah	FR	Rutgers University Swimming-NJ	59.64	57.89	q
	27.44		57.89 (30.45)			
*21	Breeger, Jillian R	SO	James Madison University-VA	57.94	57.89	q
	27.02		57.89 (30.87)			

**2016 Frank Elm Invitational - 11-18-2016 to 11-20-2016**Real time results at www.besmarttinc.com

Follow Be Smartt Inc on Facebook!

Results**Preliminaries ... (Women 100 Yard Butterfly)**

Name	Yr	School	Seed Time	Prelim Time	
23 Zebker, Molly S	SR	Columbia University-MR	58.20	58.04	q
27.54	58.04	(30.50)			
24 Finn, Erin E	JR	Wagner College-MR	1:01.22	58.07	q
26.97	58.07	(31.10)			
25 James, Paris K	FR	Northeastern University-NE	59.09	58.08	q
26.79	58.08	(31.29)			
26 Shen, Michelle C	SO	Columbia University-MR	57.99	58.22	q
27.20	58.22	(31.02)			
27 Lawlor, Clare	FR	Rutgers University Swimming-NJ	59.47	58.38	q
27.06	58.38	(31.32)			
*28 Coleman, Katelyn N	SO	Liu Brooklyn Blackbirds-MR	57.14	58.39	q
26.90	58.39	(31.49)			
*28 Keehn, Sammie A	SO	U.S. Naval Academy-MD	58.81	58.39	q
27.36	58.39	(31.03)			
30 Mauzy, Ashley N	SO	Liberty University-VA	57.99	58.44	q
27.37	58.44	(31.07)			
31 Zhang, Lisa C	FR	Columbia University-MR	57.81	58.54	q
27.58	58.54	(30.96)			
32 Black, Shelby Q	SO	Liberty University-VA	59.73	58.85	q
27.83	58.85	(31.02)			
33 Garies, Gus L	JR	U.S. Naval Academy-MD	1:00.40	58.89	
27.77	58.89	(31.12)			
34 Ghali, Miriyam A	SO	Columbia University-MR	59.20	59.15	
27.29	59.15	(31.86)			
35 Eastman, Kelsey L	FR	Wagner College-MR	1:00.22	59.23	
26.54	59.23	(32.69)			
36 Fredricks, Alexis E	FR	Central Connecticut State Univ-C	1:03.01	59.42	
27.44	59.42	(31.98)			
37 Richter, Audrey L	FR	Columbia University-MR	59.99	59.46	
27.99	59.46	(31.47)			
38 Tremols, Nina	SR	James Madison University-VA	1:00.42	59.50	
27.47	59.50	(32.03)			
39 Gring, Mackenzie	FR	James Madison University-VA	59.63	59.51	
27.62	59.51	(31.89)			
*40 Spear, Lena	FR	Northeastern University-NE	1:02.89	59.58	
27.57	59.58	(32.01)			
*40 Fang, Elisa C	FR	Columbia University-MR	57.50	59.58	
27.47	59.58	(32.11)			
42 Marsh, Megan C	FR	James Madison University-VA	1:00.14	59.67	
27.60	59.67	(32.07)			
43 Gomez, Valentina	FR	Central Connecticut State Univ-C	58.50	59.69	
27.75	59.69	(31.94)			
44 Poole, Tori K	SO	Central Connecticut State Univ-C	1:01.57	59.90	
27.37	59.90	(32.53)			
45 Gillcrist, Hanna T	SR	U.S. Naval Academy-MD	57.47	1:00.10	
27.46	1:00.10	(32.64)			
46 Hetzer, Nicole M	SR	U.S. Naval Academy-MD	59.12	1:00.14	
27.97	1:00.14	(32.17)			
47 Macneil, Paige K	FR	Wagner College-MR	1:02.48	1:00.18	
27.92	1:00.18	(32.26)			

**2016 Frank Elm Invitational - 11-18-2016 to 11-20-2016**Real time results at www.besmarttinc.com

Follow Be Smartt Inc on Facebook!

Results**Preliminaries ... (Women 100 Yard Butterfly)**

	Name	Yr	School	Seed Time	Prelim Time
48	Kuentler, Molly R	JR	U.S. Naval Academy-MD	59.68	1:00.45
	28.57				1:00.45 (31.88)
49	Saunders, Abbey	SO	Rutgers University Swimming-NJ	1:00.50	1:00.48
	28.44				1:00.48 (32.04)
50	Mann, Katelyn E	FR	Central Connecticut State Univ-C	1:02.14	1:00.84
	27.97				1:00.84 (32.87)
51	Vega, Briana J	FR	Liu Brooklyn Blackbirds-MR	1:02.29	1:00.88
	27.70				1:00.88 (33.18)
52	Bailey, Brooke E	SO	U.S. Naval Academy-MD	1:01.43	1:01.01
	28.65				1:01.01 (32.36)
53	DiSilvestro, Brianna	JR	James Madison University-VA	1:02.05	1:01.11
	28.35				1:01.11 (32.76)
54	Rakovec, Maureen L	SO	Columbia University-MR	59.23	1:01.23
	28.78				1:01.23 (32.45)
55	O'Malley, Lauren G	SO	U.S. Naval Academy-MD	59.77	1:01.29
	28.17				1:01.29 (33.12)
56	Law, Elizabeth L	FR	Long Island University Post-MR	1:01.50	1:01.82
	28.65				1:01.82 (33.17)
57	Licausi, Brianna L	SO	Long Island University Post-MR	1:05.92	1:01.97
	27.82				1:01.97 (34.15)
58	Troy, Lizzie J	FR	U.S. Naval Academy-MD	1:02.65	1:05.17
	29.43				1:05.17 (35.74)
59	Lynch, Corri Lynn B	FR	Liberty University-VA	1:02.34	1:06.11
	30.17				1:06.11 (35.94)
---	Ruiz, Vanessa J	FR	Rutgers University Swimming-NJ	1:01.32	DFS
	Declared false start				
---	Margroum, Kenzie A	SR	U.S. Naval Academy-MD	57.99	SCR
---	Deglau, Ellie N	SO	U.S. Naval Academy-MD	1:00.96	SCR
---	Ward, Lisa M	SR	Central Connecticut State Univ-C	58.55	SCR
---	Clarke, Courtney	JR	James Madison University-VA	58.49	SCR
---	Barney, Katie	JR	James Madison University-VA	1:00.93	SCR
---	Downing, Stephanie M	FR	U.S. Naval Academy-MD	59.88	SCR

**2016 Frank Elm Invitational - 11-18-2016 to 11-20-2016**Real time results at www.besmarttinc.com

Follow Be Smartt Inc on Facebook!

Results**Women 200 Yard Butterfly**

1:54.01 D1A

1:59.45 D2A

1:59.59 D1B

2:05.43 D2B

Name	Yr	School	Prelim Time	Finals Time	Points
A - Final					
1 Stoppa, Francesca	SO	Rutgers University Swimming-NJ	1:59.15	1:58.93	D2A 32
26.39	56.53 (30.14)	1:27.18 (30.65)	1:58.93 (31.75)		
2 Walz, Delaney R	FR	U.S. Naval Academy-MD	2:02.96	2:00.34	D2B 28
26.70	56.34 (29.64)	1:27.56 (31.22)	2:00.34 (32.78)		
3 Finnigan, Alicia J	SO	Liberty University-VA	2:03.03	2:03.14	D2B 27
27.95	59.26 (31.31)	1:31.09 (31.83)	2:03.14 (32.05)		
4 Patrick, Trudiann D	SR	Columbia University-MR	2:05.77	2:04.20	D2B 26
28.13	59.60 (31.47)	1:31.88 (32.28)	2:04.20 (32.32)		
5 Lanker, Delaney M	SR	Northeastern University-NE	2:05.14	2:04.56	D2B 25
27.48	58.64 (31.16)	1:30.88 (32.24)	2:04.56 (33.68)		
6 Greenberg, Lauren E	SO	U.S. Naval Academy-MD	2:05.80	2:04.71	D2B 24
27.87	59.28 (31.41)	1:31.86 (32.58)	2:04.71 (32.85)		
7 Jefferies, Danielle W	SO	Liu Brooklyn Blackbirds-MR	2:04.83	2:05.73	23
27.52	58.70 (31.18)	1:31.20 (32.50)	2:05.73 (34.53)		
8 Rakovec, Maureen L	SO	Columbia University-MR	2:06.42	2:09.02	22
28.80	1:01.36 (32.56)	1:35.20 (33.84)	2:09.02 (33.82)		
B - Final					
9 James, Paris K	FR	Northeastern University-NE	2:08.25	2:06.32	20
28.06	1:00.61 (32.55)	1:33.81 (33.20)	2:06.32 (32.51)		
10 Zebker, Molly S	SR	Columbia University-MR	2:07.70	2:06.36	17
28.44	1:00.80 (32.36)	1:33.50 (32.70)	2:06.36 (32.86)		
11 Schlesinger, Sarah B	FR	Northeastern University-NE	2:08.48	2:06.92	16
27.91	1:00.38 (32.47)	1:33.93 (33.55)	2:06.92 (32.99)		
12 Thomas, Sabree C	SR	Central Connecticut State Univ-C	2:08.47	2:07.58	15
28.94	1:01.22 (32.28)	1:34.53 (33.31)	2:07.58 (33.05)		
13 Domeier, Jordan T	SR	Northeastern University-NE	2:06.91	2:07.73	14
28.91	1:01.35 (32.44)	1:34.84 (33.49)	2:07.73 (32.89)		
14 Downing, Stephanie M	FR	U.S. Naval Academy-MD	2:06.56	2:08.45	13
28.81	1:01.09 (32.28)	1:34.70 (33.61)	2:08.45 (33.75)		
15 Deglau, Ellie N	SO	U.S. Naval Academy-MD	2:09.01	2:08.56	12
29.15	1:01.68 (32.53)	1:34.89 (33.21)	2:08.56 (33.67)		
16 Scudder, Erin E	FR	U.S. Naval Academy-MD	2:08.09	2:09.24	11
28.22	1:00.14 (31.92)	1:33.64 (33.50)	2:09.24 (35.60)		
C - Final					
17 Gomez, Valentina	FR	Central Connecticut State Univ-C	2:09.17	2:06.47	9
28.36	1:00.48 (32.12)	1:33.14 (32.66)	2:06.47 (33.33)		
18 Camacho, Leah K	JR	Wagner College-MR	2:10.53	2:09.13	7
27.83	59.45 (31.62)	1:33.82 (34.37)	2:09.13 (35.31)		
19 Shen, Michelle C	SO	Columbia University-MR	2:09.59	2:09.23	6
29.03	1:00.16 (31.13)	1:32.75 (32.59)	2:09.23 (36.48)		
20 Garies, Gus L	JR	U.S. Naval Academy-MD	2:09.06	2:10.85	5
29.08	1:02.01 (32.93)	1:36.12 (34.11)	2:10.85 (34.73)		
21 Mauzy, Ashley N	SO	Liberty University-VA	2:13.41	2:11.41	4
28.85	1:02.36 (33.51)	1:37.12 (34.76)	2:11.41 (34.29)		

**2016 Frank Elm Invitational - 11-18-2016 to 11-20-2016**Real time results at www.besmarttinc.com

Follow Be Smartt Inc on Facebook!

Results**C - Final ... (Women 200 Yard Butterfly)**

	Name	Yr	School	Prelim Time	Finals Time	Points
22	Lagod, Hannah B	FR	James Madison University-VA	2:11.32	2:11.97	3
	29.53	1:03.05 (33.52)	1:37.50 (34.45)	2:11.97 (34.47)		
23	Finn, Erin E	JR	Wagner College-MR	2:12.82	2:13.81	2
	28.39	1:00.44 (32.05)	1:33.94 (33.50)	2:13.81 (39.87)		
24	Moriarty, Grace M	SO	Central Connecticut State Univ-C	2:16.32	2:14.47	1
	29.84	1:03.87 (34.03)	1:39.08 (35.21)	2:14.47 (35.39)		

D - Final

25	Clifford, Emily A	SR	Columbia University-MR	2:17.73	2:07.40	
	28.14	59.96 (31.82)	1:33.30 (33.34)	2:07.40 (34.10)		
26	Keehn, Sammie A	SO	U.S. Naval Academy-MD	2:17.20	2:11.07	
	28.21	1:01.36 (33.15)	1:36.36 (35.00)	2:11.07 (34.71)		
27	Macneil, Paige K	FR	Wagner College-MR	2:17.08	2:14.35	
	29.42	1:02.66 (33.24)	1:38.08 (35.42)	2:14.35 (36.27)		
28	Law, Elizabeth L	FR	Long Island University Post-MR	2:19.58	2:18.29	
	29.96	1:04.05 (34.09)	1:40.37 (36.32)	2:18.29 (37.92)		

**2016 Frank Elm Invitational - 11-18-2016 to 11-20-2016****Real time results at www.besmarttinc.com****Follow Be Smartt Inc on Facebook!****Results****Women 200 Yard Butterfly****1:54.01 D1A****1:59.45 D2A****1:59.59 D1B****2:05.43 D2B**

Name		Yr	School	Seed Time	Prelim Time	
Preliminaries						
1	Stoppa, Francesca	SO	Rutgers University Swimming-NJ	2:00.94	1:59.15	qD2A
	26.67	56.91 (30.24)	1:27.98 (31.07)	1:59.15 (31.17)		
2	Walz, Delaney R	FR	U.S. Naval Academy-MD	2:02.30	2:02.96	qD2B
	27.05	57.78 (30.73)	1:29.96 (32.18)	2:02.96 (33.00)		
3	Finnigan, Alicia J	SO	Liberty University-VA	2:06.47	2:03.03	qD2B
	27.80	59.02 (31.22)	1:30.68 (31.66)	2:03.03 (32.35)		
4	Jefferies, Danielle W	SO	Liu Brooklyn Blackbirds-MR	2:05.43	2:04.83	qD2B
	27.61	58.51 (30.90)	1:31.00 (32.49)	2:04.83 (33.83)		
5	Lanker, Delaney M	SR	Northeastern University-NE	2:05.48	2:05.14	qD2B
	27.27	58.42 (31.15)	1:31.09 (32.67)	2:05.14 (34.05)		
6	Patrick, Trudiann D	SR	Columbia University-MR	2:05.44	2:05.77	q
	27.92	59.46 (31.54)	1:33.17 (33.71)	2:05.77 (32.60)		
7	Greenberg, Lauren E	SO	U.S. Naval Academy-MD	2:05.71	2:05.80	q
	27.61	58.69 (31.08)	1:31.67 (32.98)	2:05.80 (34.13)		
8	Rakovec, Maureen L	SO	Columbia University-MR	2:09.33	2:06.42	q
	28.51	1:00.44 (31.93)	1:33.02 (32.58)	2:06.42 (33.40)		
9	Downing, Stephanie M	FR	U.S. Naval Academy-MD	2:12.55	2:06.56	q
	28.47	1:00.34 (31.87)	1:32.95 (32.61)	2:06.56 (33.61)		
10	Domeier, Jordan T	SR	Northeastern University-NE	2:13.15	2:06.91	q
	28.34	1:00.04 (31.70)	1:33.23 (33.19)	2:06.91 (33.68)		
11	Zebker, Molly S	SR	Columbia University-MR	2:09.14	2:07.70	q
	29.20	1:01.63 (32.43)	1:34.70 (33.07)	2:07.70 (33.00)		
12	Scudder, Erin E	FR	U.S. Naval Academy-MD	2:09.11	2:08.09	q
	28.46	1:00.31 (31.85)	1:33.73 (33.42)	2:08.09 (34.36)		
13	James, Paris K	FR	Northeastern University-NE	2:08.21	2:08.25	q
	26.94	59.21 (32.27)	1:33.30 (34.09)	2:08.25 (34.95)		
14	Thomas, Sabree C	SR	Central Connecticut State Univ-C	2:06.49	2:08.47	q
	28.85	1:01.45 (32.60)	1:34.83 (33.38)	2:08.47 (33.64)		
15	Schlesinger, Sarah B	FR	Northeastern University-NE	2:11.09	2:08.48	q
	28.12	1:00.46 (32.34)	1:34.07 (33.61)	2:08.48 (34.41)		
16	Deglau, Ellie N	SO	U.S. Naval Academy-MD	2:12.24	2:09.01	q
	28.99	1:01.52 (32.53)	1:35.36 (33.84)	2:09.01 (33.65)		
17	Garies, Gus L	JR	U.S. Naval Academy-MD	2:10.93	2:09.06	q
	28.65	1:01.43 (32.78)	1:35.95 (34.52)	2:09.06 (33.11)		
18	Gomez, Valentina	FR	Central Connecticut State Univ-C	2:06.73	2:09.17	q
	28.48	1:01.00 (32.52)	1:34.93 (33.93)	2:09.17 (34.24)		
19	Shen, Michelle C	SO	Columbia University-MR	2:11.54	2:09.59	q
	29.11	1:02.09 (32.98)	1:34.09 (32.00)	2:09.59 (35.50)		
20	Saunders, Abbey	SO	Rutgers University Swimming-NJ	2:13.19	2:10.28	q
	28.74	1:01.63 (32.89)	1:35.80 (34.17)	2:10.28 (34.48)		
21	Lee, Thomi E	JR	Rutgers University Swimming-NJ	2:08.98	2:10.44	q
	28.50	1:01.37 (32.87)	1:35.65 (34.28)	2:10.44 (34.79)		
22	Camacho, Leah K	JR	Wagner College-MR	2:09.70	2:10.53	q
	28.57	1:01.06 (32.49)	1:35.36 (34.30)	2:10.53 (35.17)		

**2016 Frank Elm Invitational - 11-18-2016 to 11-20-2016**Real time results at www.besmarttinc.com

Follow Be Smartt Inc on Facebook!

Results**Preliminaries ... (Women 200 Yard Butterfly)**

	Name	Yr	School	Seed Time	Prelim Time	
23	Lagod, Hannah B	FR	James Madison University-VA	2:09.15	2:11.32	q
	29.19	1:02.80 (33.61)	1:36.88 (34.08)	2:11.32 (34.44)		
24	Finn, Erin E	JR	Wagner College-MR	2:15.18	2:12.82	q
	29.01	1:02.21 (33.20)	1:36.44 (34.23)	2:12.82 (36.38)		
25	Mauzy, Ashley N	SO	Liberty University-VA	2:09.38	2:13.41	q
	29.96	1:02.71 (32.75)	1:37.44 (34.73)	2:13.41 (35.97)		
26	Moriarty, Grace M	SO	Central Connecticut State Univ-C	2:14.02	2:16.32	q
	30.07	1:04.17 (34.10)	1:39.86 (35.69)	2:16.32 (36.46)		
27	Macneil, Paige K	FR	Wagner College-MR	2:18.73	2:17.08	q
	29.77	1:03.63 (33.86)	1:39.63 (36.00)	2:17.08 (37.45)		
28	Keehn, Sammie A	SO	U.S. Naval Academy-MD	2:11.17	2:17.20	q
	29.79	1:04.43 (34.64)	1:40.80 (36.37)	2:17.20 (36.40)		
29	Clifford, Emily A	SR	Columbia University-MR	2:10.20	2:17.73	q
	30.67	1:05.39 (34.72)	1:41.14 (35.75)	2:17.73 (36.59)		
30	Law, Elizabeth L	FR	Long Island University Post-MR	2:17.56	2:19.58	q
	29.47	1:03.97 (34.50)	1:40.94 (36.97)	2:19.58 (38.64)		
---	Tallier, Sophie T	SO	Northeastern University-NE	2:18.62	SCR	
---	Treusdell, Kerry E	SR	Northeastern University-NE	2:14.89	SCR	
---	Margroum, Kenzie A	SR	U.S. Naval Academy-MD	2:09.69	SCR	
---	Asselin, Chantal Y	SR	Rutgers University Swimming-NJ	NT	SCR	
---	Bailey, Brooke E	SO	U.S. Naval Academy-MD	2:16.47	SCR	
---	Briant, Hannah P	SO	U.S. Naval Academy-MD	2:15.41	SCR	
---	Gillcrist, Hanna T	SR	U.S. Naval Academy-MD	2:07.76	SCR	
---	Smith, Jenny J	JR	U.S. Naval Academy-MD	2:16.87	SCR	

**2016 Frank Elm Invitational - 11-18-2016 to 11-20-2016**Real time results at www.besmarttinc.com

Follow Be Smartt Inc on Facebook!

Results**Women 200 Yard IM****1:55.35 D1A****1:59.95 D2A****2:01.59 D1B****2:05.94 D2B**

Name	Yr	School	Prelim Time	Finals Time	Points
A - Final					
1 Barber, Lauren E	SO	U.S. Naval Academy-MD	2:03.17	2:00.13	D1B 32
26.42	57.06 (30.64)	1:31.87 (34.81)	2:00.13 (28.26)		
2 Stoddard, Rachel M	SR	Rutgers University Swimming-NJ	2:02.67	2:02.48	D2B 28
26.26	58.21 (31.95)	1:32.74 (34.53)	2:02.48 (29.74)		
3 Meyer, Charlotte R	SR	U.S. Naval Academy-MD	2:05.68	2:03.91	D2B 27
26.59	56.94 (30.35)	1:34.66 (37.72)	2:03.91 (29.25)		
4 Antiles, Jessica R	SO	Columbia University-MR	2:06.21	2:04.14	D2B 26
27.25	58.14 (30.89)	1:34.64 (36.50)	2:04.14 (29.50)		
5 O'Reilly, Kaitlyn M	JR	U.S. Naval Academy-MD	2:05.60	2:04.44	D2B 25
27.26	58.10 (30.84)	1:34.24 (36.14)	2:04.44 (30.20)		
6 Samson, Julia E	FR	Columbia University-MR	2:05.75	2:04.64	D2B 24
27.24	58.57 (31.33)	1:35.10 (36.53)	2:04.64 (29.54)		
7 Lawson, Casey J	SO	U.S. Naval Academy-MD	2:05.37	2:04.73	D2B 23
26.76	57.51 (30.75)	1:35.27 (37.76)	2:04.73 (29.46)		
8 Jefferies, Danielle W	SO	Liu Brooklyn Blackbirds-MR	2:04.85	2:05.96	22
26.90	58.84 (31.94)	1:36.00 (37.16)	2:05.96 (29.96)		
B - Final					
9 Fabugais-Inaba, Alex	FR	Rutgers University Swimming-NJ	2:06.38	2:04.84	D2B 20
26.80	59.15 (32.35)	1:36.15 (37.00)	2:04.84 (28.69)		
10 Rooker, Prudence J	JR	Liberty University-VA	2:07.21	2:04.87	D2B 17
27.91	1:00.35 (32.44)	1:36.12 (35.77)	2:04.87 (28.75)		
11 Bonfilio, Alex P	FR	U.S. Naval Academy-MD	2:07.18	2:05.48	D2B 16
27.09	58.96 (31.87)	1:35.75 (36.79)	2:05.48 (29.73)		
12 Ellis, Taylor M	SR	Northeastern University-NE	2:07.28	2:05.77	D2B 15
28.20	1:01.11 (32.91)	1:36.31 (35.20)	2:05.77 (29.46)		
13 Clifford, Emily A	SR	Columbia University-MR	2:08.14	2:06.69	14
27.62	59.91 (32.29)	1:36.37 (36.46)	2:06.69 (30.32)		
14 Zhang, Lisa C	FR	Columbia University-MR	2:07.37	2:07.27	13
27.76	59.30 (31.54)	1:36.66 (37.36)	2:07.27 (30.61)		
15 Papsco, Nicole J	JR	Columbia University-MR	2:07.73	2:07.29	12
27.89	1:00.89 (33.00)	1:36.77 (35.88)	2:07.29 (30.52)		
16 Resconich, Mckenna M	FR	U.S. Naval Academy-MD	2:06.75	2:07.75	11
27.48	59.50 (32.02)	1:37.24 (37.74)	2:07.75 (30.51)		
C - Final					
17 Schaefer, Miriam	FR	Northeastern University-NE	2:08.33	2:06.03	9
28.22	1:01.22 (33.00)	1:36.78 (35.56)	2:06.03 (29.25)		
18 Garber, Maddy L	JR	Central Connecticut State Univ-CT	2:09.08	2:06.95	7
27.85	1:00.82 (32.97)	1:36.80 (35.98)	2:06.95 (30.15)		
19 Miller, Jamie C	FR	U.S. Naval Academy-MD	2:08.48	2:07.19	6
27.13	57.69 (30.56)	1:37.34 (39.65)	2:07.19 (29.85)		
20 Frick, Celia D	SR	Columbia University-MR	2:09.57	2:07.33	5
27.25	1:00.82 (33.57)	1:37.58 (36.76)	2:07.33 (29.75)		
21 Marsh, Megan C	FR	James Madison University-VA	2:09.27	2:08.54	4
27.91	1:00.92 (33.01)	1:38.36 (37.44)	2:08.54 (30.18)		

**2016 Frank Elm Invitational - 11-18-2016 to 11-20-2016**Real time results at www.besmarttinc.com

Follow Be Smartt Inc on Facebook!

Results**C - Final ... (Women 200 Yard IM)**

	Name	Yr	School	Prelim Time	Finals Time	Points
22	Ward, Lisa M	SR	Central Connecticut State Univ-C	2:09.59	2:08.82	3
	27.79	1:01.84 (34.05)	1:37.88 (36.04)	2:08.82 (30.94)		
23	Touchette-McGowan, Sara	JR	Northeastern University-NE	2:08.50	2:09.18	2
	26.75	59.87 (33.12)	1:38.45 (38.58)	2:09.18 (30.73)		
24	Carrigan, Mads R	SO	Liu Brooklyn Blackbirds-MR	2:09.89	2:11.85	1
	28.61	1:03.17 (34.56)	1:40.67 (37.50)	2:11.85 (31.18)		

D - Final

25	Slepian, Sarah N	SO	U.S. Naval Academy-MD	2:10.75	2:07.59	
	27.06	59.19 (32.13)	1:36.94 (37.75)	2:07.59 (30.65)		
26	Moore, Emily T	FR	Wagner College-MR	2:10.76	2:09.17	
	27.74	1:00.92 (33.18)	1:39.84 (38.92)	2:09.17 (29.33)		
27	Czulewicz, Stephanie L	SR	Central Connecticut State Univ-C	2:10.16	2:09.93	
	28.45	1:00.56 (32.11)	1:38.68 (38.12)	2:09.93 (31.25)		
28	Johnstone, Caitlin	SO	Long Island University Post-MR	2:10.55	2:10.26	
	27.67	1:01.09 (33.42)	1:39.13 (38.04)	2:10.26 (31.13)		
29	Deglau, Ellie N	SO	U.S. Naval Academy-MD	2:10.74	2:10.28	
	28.35	1:02.17 (33.82)	1:40.91 (38.74)	2:10.28 (29.37)		
30	Motter, Megan J	FR	U.S. Naval Academy-MD	2:10.71	2:10.45	
	27.98	1:00.70 (32.72)	1:39.87 (39.17)	2:10.45 (30.58)		
31	Mulcahy, Kaitlyn A	FR	Wagner College-MR	2:10.96	2:10.97	
	28.27	1:02.31 (34.04)	1:40.40 (38.09)	2:10.97 (30.57)		
32	Lee, Aileen	SO	Columbia University-MR	2:10.30	2:11.93	
	28.69	1:02.94 (34.25)	1:40.20 (37.26)	2:11.93 (31.73)		



2016 Frank Elm Invitational - 11-18-2016 to 11-20-2016

Real time results at www.besmarttinc.com

Follow Be Smartt Inc on Facebook!

Results

Women 200 Yard IM

1:55.35 D1A

1:59.95 D2A

2:01.59 D1B

2:05.94 D2B

Name	Yr	School	Seed Time	Prelim Time	
Preliminaries					
1 Stoddard, Rachel M	SR	Rutgers University Swimming-NJ	2:03.49	2:02.67	qD2B
26.65	59.15 (32.50)	1:33.00 (33.85)	2:02.67 (29.67)		
2 Barber, Lauren E	SO	U.S. Naval Academy-MD	2:04.14	2:03.17	qD2B
26.94	57.80 (30.86)	1:33.34 (35.54)	2:03.17 (29.83)		
3 Jefferies, Danielle W	SO	Liu Brooklyn Blackbirds-MR	2:13.39	2:04.85	qD2B
27.22	58.97 (31.75)	1:34.93 (35.96)	2:04.85 (29.92)		
4 Lawson, Casey J	SO	U.S. Naval Academy-MD	2:09.05	2:05.37	qD2B
27.15	58.19 (31.04)	1:35.77 (37.58)	2:05.37 (29.60)		
5 O'Reilly, Kaitlyn M	JR	U.S. Naval Academy-MD	2:10.48	2:05.60	qD2B
27.06	56.92 (29.86)	1:34.43 (37.51)	2:05.60 (31.17)		
6 Meyer, Charlotte R	SR	U.S. Naval Academy-MD	2:08.37	2:05.68	qD2B
27.14	58.26 (31.12)	1:36.14 (37.88)	2:05.68 (29.54)		
7 Samson, Julia E	FR	Columbia University-MR	2:05.21	2:05.75	qD2B
26.86	57.93 (31.07)	1:35.29 (37.36)	2:05.75 (30.46)		
8 Antiles, Jessica R	SO	Columbia University-MR	2:01.00	2:06.21	q
27.53	59.26 (31.73)	1:36.62 (37.36)	2:06.21 (29.59)		
9 Fabugais-Inaba, Alex	FR	Rutgers University Swimming-NJ	2:07.59	2:06.38	q
27.23	58.95 (31.72)	1:37.03 (38.08)	2:06.38 (29.35)		
10 Resconich, Mckenna M	FR	U.S. Naval Academy-MD	2:12.67	2:06.75	q
27.48	59.24 (31.76)	1:36.60 (37.36)	2:06.75 (30.15)		
11 Bonfilio, Alex P	FR	U.S. Naval Academy-MD	2:11.31	2:07.18	q
27.27	58.84 (31.57)	1:36.31 (37.47)	2:07.18 (30.87)		
12 Rooker, Prudence J	JR	Liberty University-VA	2:07.31	2:07.21	q
28.16	1:00.69 (32.53)	1:37.00 (36.31)	2:07.21 (30.21)		
13 Ellis, Taylor M	SR	Northeastern University-NE	2:13.13	2:07.28	q
28.00	1:00.20 (32.20)	1:36.72 (36.52)	2:07.28 (30.56)		
14 Zhang, Lisa C	FR	Columbia University-MR	2:11.75	2:07.37	q
27.21	58.83 (31.62)	1:36.76 (37.93)	2:07.37 (30.61)		
15 Papsco, Nicole J	JR	Columbia University-MR	2:10.23	2:07.73	q
27.68	1:00.46 (32.78)	1:37.06 (36.60)	2:07.73 (30.67)		
16 Clifford, Emily A	SR	Columbia University-MR	2:14.00	2:08.14	q
27.81	1:00.61 (32.80)	1:37.41 (36.80)	2:08.14 (30.73)		
17 Schaefer, Miriam	FR	Northeastern University-NE	2:10.97	2:08.33	q
27.39	1:00.86 (33.47)	1:37.62 (36.76)	2:08.33 (30.71)		
18 Miller, Jamie C	FR	U.S. Naval Academy-MD	2:13.21	2:08.48	q
27.40	58.11 (30.71)	1:38.08 (39.97)	2:08.48 (30.40)		
19 Touchette-McGowan, Sara	JR	Northeastern University-NE	2:11.93	2:08.50	q
26.18	59.28 (33.10)	1:38.49 (39.21)	2:08.50 (30.01)		
20 Garber, Maddy L	JR	Central Connecticut State Univ-C	2:05.03	2:09.08	q
28.06	1:01.00 (32.94)	1:37.38 (36.38)	2:09.08 (31.70)		
21 Marsh, Megan C	FR	James Madison University-VA	2:10.74	2:09.27	q
27.80	1:00.64 (32.84)	1:38.24 (37.60)	2:09.27 (31.03)		
22 Frick, Celia D	SR	Columbia University-MR	2:11.00	2:09.57	q
27.28	1:01.11 (33.83)	1:38.90 (37.79)	2:09.57 (30.67)		

**2016 Frank Elm Invitational - 11-18-2016 to 11-20-2016**Real time results at www.besmarttinc.com

Follow Be Smartt Inc on Facebook!

Results**Preliminaries ... (Women 200 Yard IM)**

Name	Yr	School	Seed Time	Prelim Time	
23 Ward, Lisa M	SR	Central Connecticut State Univ-C	2:06.29	2:09.59	q
27.66	1:02.14 (34.48)	1:37.96 (35.82)	2:09.59 (31.63)		
24 Wojdylo, Helen K	FR	Columbia University-MR	2:08.66	2:09.86	q
27.47	1:03.03 (35.56)	1:39.82 (36.79)	2:09.86 (30.04)		
25 Carrigan, Mads R	SO	Liu Brooklyn Blackbirds-MR	2:07.31	2:09.89	q
28.70	1:02.60 (33.90)	1:39.71 (37.11)	2:09.89 (30.18)		
26 Leong, Christine J	JR	Northeastern University-NE	2:12.75	2:10.10	q
29.21	1:00.68 (31.47)	1:40.03 (39.35)	2:10.10 (30.07)		
27 Czulewicz, Stephanie L	SR	Central Connecticut State Univ-C	2:04.49	2:10.16	q
28.31	1:00.37 (32.06)	1:39.11 (38.74)	2:10.16 (31.05)		
28 Lee, Aileen	SO	Columbia University-MR	2:10.00	2:10.30	q
28.53	1:03.11 (34.58)	1:39.58 (36.47)	2:10.30 (30.72)		
29 Johnstone, Caitlin	SO	Long Island University Post-MR	2:13.77	2:10.55	q
27.29	1:00.49 (33.20)	1:39.04 (38.55)	2:10.55 (31.51)		
30 Motter, Megan J	FR	U.S. Naval Academy-MD	2:15.88	2:10.71	q
28.19	1:01.28 (33.09)	1:40.04 (38.76)	2:10.71 (30.67)		
31 Deglau, Ellie N	SO	U.S. Naval Academy-MD	2:15.99	2:10.74	q
28.53	1:02.70 (34.17)	1:41.10 (38.40)	2:10.74 (29.64)		
32 Slepian, Sarah N	SO	U.S. Naval Academy-MD	2:12.52	2:10.75	q
27.30	1:00.54 (33.24)	1:38.54 (38.00)	2:10.75 (32.21)		
33 Moore, Emily T	FR	Wagner College-MR	2:11.88	2:10.76	
27.66	1:00.66 (33.00)	1:40.65 (39.99)	2:10.76 (30.11)		
34 Mulcahy, Kaitlyn A	FR	Wagner College-MR	2:12.62	2:10.96	
28.23	1:01.91 (33.68)	1:40.04 (38.13)	2:10.96 (30.92)		
35 Hetzer, Nicole M	SR	U.S. Naval Academy-MD	2:12.10	2:11.13	
28.14	1:02.41 (34.27)	1:41.12 (38.71)	2:11.13 (30.01)		
36 Pierce, Jessica L	FR	James Madison University-VA	2:13.28	2:11.20	
28.66	1:02.43 (33.77)	1:39.54 (37.11)	2:11.20 (31.66)		
37 Boston, Kelli N	FR	Wagner College-MR	2:10.10	2:11.25	
27.87	1:00.43 (32.56)	1:39.86 (39.43)	2:11.25 (31.39)		
38 O'Malley, Lauren G	SO	U.S. Naval Academy-MD	2:13.02	2:11.49	
27.86	1:02.52 (34.66)	1:39.83 (37.31)	2:11.49 (31.66)		
39 Scott, Emma K	SO	U.S. Naval Academy-MD	2:15.80	2:11.93	
29.07	1:02.17 (33.10)	1:40.12 (37.95)	2:11.93 (31.81)		
40 Meyers, Nathalie M	SO	Liu Brooklyn Blackbirds-MR	2:07.57	2:11.98	
29.12	1:01.31 (32.19)	1:41.19 (39.88)	2:11.98 (30.79)		
41 James, Paris K	FR	Northeastern University-NE	2:12.70	2:12.02	
27.11	1:00.71 (33.60)	1:40.79 (40.08)	2:12.02 (31.23)		
42 Walz, Delaney R	FR	U.S. Naval Academy-MD	2:11.86	2:12.07	
27.35	1:00.63 (33.28)	1:41.85 (41.22)	2:12.07 (30.22)		
43 Zebker, Molly S	SR	Columbia University-MR	2:13.54	2:12.16	
28.21	1:02.67 (34.46)	1:41.40 (38.73)	2:12.16 (30.76)		
44 Neilan, Larissa C	JR	Rutgers University Swimming-NJ	2:18.47	2:12.58	
27.63	1:02.53 (34.90)	1:40.53 (38.00)	2:12.58 (32.05)		
45 Kendall, Keelin	FR	Central Connecticut State Univ-C	2:13.61	2:12.60	
29.50	1:03.03 (33.53)	1:40.88 (37.85)	2:12.60 (31.72)		
46 Mann, Katelyn E	FR	Central Connecticut State Univ-C	2:16.50	2:12.79	
27.45	1:01.97 (34.52)	1:40.75 (38.78)	2:12.79 (32.04)		
47 Lynch, Taylor C	FR	Liberty University-VA	2:12.45	2:13.01	
28.56	1:03.06 (34.50)	1:42.17 (39.11)	2:13.01 (30.84)		



2016 Frank Elm Invitational - 11-18-2016 to 11-20-2016

Real time results at www.besmarttinc.com

Follow Be Smartt Inc on Facebook!

Results

Preliminaries ... (Women 200 Yard IM)

Name	Yr	School	Seed Time	Prelim Time
48 Claesson, Katja	SR	Wagner College-MR	2:14.32	2:13.54
28.92	1:03.99 (35.07)	1:40.72 (36.73)	2:13.54 (32.82)	
49 Tschoke, Victoria E	SR	Liberty University-VA	2:08.12	2:14.17
29.59	1:03.28 (33.69)	1:42.76 (39.48)	2:14.17 (31.41)	
50 Berridge, Scottie S	FR	Columbia University-MR	2:15.00	2:14.46
29.25	1:05.22 (35.97)	1:42.00 (36.78)	2:14.46 (32.46)	
51 Higgins, Colleen G	FR	Wagner College-MR	2:19.09	2:14.54
28.99	1:04.09 (35.10)	1:42.46 (38.37)	2:14.54 (32.08)	
52 Macisaac, Elyse K	FR	U.S. Naval Academy-MD	2:16.84	2:15.02
27.77	1:02.55 (34.78)	1:42.22 (39.67)	2:15.02 (32.80)	
53 Tremols, Nina	SR	James Madison University-VA	2:12.30	2:15.22
27.81	1:02.34 (34.53)	1:43.62 (41.28)	2:15.22 (31.60)	
54 Saunders, Abbey	SO	Rutgers University Swimming-NJ	2:13.30	2:15.78
28.53	1:03.28 (34.75)	1:43.20 (39.92)	2:15.78 (32.58)	
55 Tonn, Jackie	JR	Long Island University Post-MR	2:18.64	2:16.29
28.89	1:03.81 (34.92)	1:43.14 (39.33)	2:16.29 (33.15)	
56 Law, Elizabeth L	FR	Long Island University Post-MR	2:25.12	2:16.53
28.68	1:03.94 (35.26)	1:43.70 (39.76)	2:16.53 (32.83)	
57 Demers, Kailey L	SO	Central Connecticut State Univ-C	2:14.13	2:16.76
30.79	1:04.92 (34.13)	1:43.80 (38.88)	2:16.76 (32.96)	
58 Bailey, Brooke E	SO	U.S. Naval Academy-MD	2:14.65	2:16.78
28.82	1:07.68 (38.86)	1:44.40 (36.72)	2:16.78 (32.38)	
59 Murphy, Maddy	SR	James Madison University-VA	2:14.78	2:17.36
29.06	1:05.09 (36.03)	1:44.06 (38.97)	2:17.36 (33.30)	
60 Weigner, Morgan A	SO	Liberty University-VA	2:17.99	2:18.39
30.33	1:06.12 (35.79)	1:44.71 (38.59)	2:18.39 (33.68)	
61 Finn, Erin E	JR	Wagner College-MR	2:17.65	2:20.67
27.75	1:01.81 (34.06)	1:47.96 (46.15)	2:20.67 (32.71)	
62 Cabral, Emily J	SO	Liu Brooklyn Blackbirds-MR	2:26.86	2:28.43
30.33	1:05.78 (35.45)	1:50.93 (45.15)	2:28.43 (37.50)	
--- Smith, Jenny J	JR	U.S. Naval Academy-MD	2:18.72	X2:13.67
29.56	1:03.53 (33.97)	1:42.79 (39.26)	2:13.67 (30.88)	
--- Garies, Gus L	JR	U.S. Naval Academy-MD	2:16.25	X2:14.71
28.41	1:01.67 (33.26)	1:43.19 (41.52)	2:14.71 (31.52)	
--- Gillcrist, Hanna T	SR	U.S. Naval Academy-MD	2:09.51	DQ
One hand touch - breast				
--- Ostrowski, Claire J	FR	U.S. Naval Academy-MD	2:14.16	SCR
--- Harper, Shannon	SR	James Madison University-VA	2:08.57	SCR
--- Downing, Stephanie M	FR	U.S. Naval Academy-MD	2:09.43	SCR



2016 Frank Elm Invitational - 11-18-2016 to 11-20-2016

Real time results at www.besmarttinc.com

Follow Be Smartt Inc on Facebook!

Results

Women 400 Yard IM

4:05.36 D1A

4:17.69 D2A

4:19.39 D1B

4:30.58 D2B

Name	Yr	School	Prelim Time	Finals Time	Points
A - Final					
1 Koprivova, Vera	SO	Rutgers University Swimming-NJ	4:26.65	4:18.26	D1B 32
28.32	58.17 (29.85)	1:29.44 (31.27)	2:00.20 (30.76)		
2:39.28 (39.08)	3:18.35 (39.07)	3:48.70 (30.35)	4:18.26 (29.56)		
2 Antiles, Jessica R	SO	Columbia University-MR	4:24.61	4:20.85	D2B 28
27.81	59.53 (31.72)	1:32.24 (32.71)	2:04.49 (32.25)		
2:42.70 (38.21)	3:21.11 (38.41)	3:51.33 (30.22)	4:20.85 (29.52)		
3 Smith, Jenny J	JR	U.S. Naval Academy-MD	4:26.74	4:23.72	D2B 27
29.07	1:01.14 (32.07)	1:35.37 (34.23)	2:08.49 (33.12)		
2:46.54 (38.05)	3:25.53 (38.99)	3:55.10 (29.57)	4:23.72 (28.62)		
4 Papsco, Nicole J	JR	Columbia University-MR	4:27.96	4:25.25	D2B 26
28.33	1:00.55 (32.22)	1:35.61 (35.06)	2:10.13 (34.52)		
2:46.53 (36.40)	3:24.27 (37.74)	3:55.07 (30.80)	4:25.25 (30.18)		
5 Stoddard, Rachel M	SR	Rutgers University Swimming-NJ	4:27.81	4:26.82	D2B 25
28.07	1:00.17 (32.10)	1:35.45 (35.28)	2:10.56 (35.11)		
2:46.22 (35.66)	3:23.40 (37.18)	3:55.01 (31.61)	4:26.82 (31.81)		
6 O'Reilly, Kaitlyn M	JR	U.S. Naval Academy-MD	4:26.34	4:27.29	D2B 24
27.79	59.69 (31.90)	1:32.15 (32.46)	2:05.28 (33.13)		
2:44.04 (38.76)	3:23.96 (39.92)	3:55.10 (31.14)	4:27.29 (32.19)		
7 Asselin, Chantal Y	SR	Rutgers University Swimming-NJ	4:28.47	4:28.59	D2B 23
28.68	1:00.88 (32.20)	1:35.29 (34.41)	2:09.00 (33.71)		
2:48.71 (39.71)	3:28.47 (39.76)	3:59.02 (30.55)	4:28.59 (29.57)		
8 Downing, Stephanie M	FR	U.S. Naval Academy-MD	4:29.72	4:37.72	22
28.19	1:01.09 (32.90)	1:35.48 (34.39)	2:10.18 (34.70)		
2:51.60 (41.42)	3:33.51 (41.91)	4:05.85 (32.34)	4:37.72 (31.87)		
B - Final					
9 Parker, Katie	JR	James Madison University-VA	4:29.78	4:25.95	D2B 20
28.03	59.46 (31.43)	1:35.46 (36.00)	2:10.35 (34.89)		
2:47.50 (37.15)	3:25.05 (37.55)	3:56.07 (31.02)	4:25.95 (29.88)		
10 Bonfilio, Alex P	FR	U.S. Naval Academy-MD	4:31.01	4:28.87	D2B 17
28.16	1:00.57 (32.41)	1:34.80 (34.23)	2:08.55 (33.75)		
2:46.94 (38.39)	3:25.80 (38.86)	3:57.81 (32.01)	4:28.87 (31.06)		
11 Domeier, Jordan T	SR	Northeastern University-NE	4:31.76	4:29.56	D2B 16
28.42	59.58 (31.16)	1:34.95 (35.37)	2:09.55 (34.60)		
2:48.87 (39.32)	3:28.91 (40.04)	3:59.69 (30.78)	4:29.56 (29.87)		
12 Devers, Aidan G	SO	Central Connecticut State Univ-C	4:30.69	4:29.74	D2B 15
29.93	1:03.94 (34.01)	1:36.60 (32.66)	2:08.63 (32.03)		
2:48.47 (39.84)	3:29.05 (40.58)	4:00.29 (31.24)	4:29.74 (29.45)		
13 Gourdie, Emma L	FR	James Madison University-VA	4:30.29	4:30.52	D2B 14
30.09	1:03.20 (33.11)	1:37.27 (34.07)	2:10.50 (33.23)		
2:50.20 (39.70)	3:30.12 (39.92)	4:00.72 (30.60)	4:30.52 (29.80)		
14 Boston, Kelli N	FR	Wagner College-MR	4:32.51	4:32.67	13
28.08	1:00.46 (32.38)	1:34.90 (34.44)	2:08.75 (33.85)		
2:49.15 (40.40)	3:29.81 (40.66)	4:01.72 (31.91)	4:32.67 (30.95)		
15 Clifford, Emily A	SR	Columbia University-MR	4:29.76	4:34.69	12
28.49	1:01.44 (32.95)	1:36.85 (35.41)	2:11.73 (34.88)		
2:50.38 (38.65)	3:30.25 (39.87)	4:34.69 (1:04.44)			



2016 Frank Elm Invitational - 11-18-2016 to 11-20-2016

Real time results at www.besmarttinc.com

Follow Be Smartt Inc on Facebook!

Results

B - Final ... (Women 400 Yard IM)

Name	Yr	School	Prelim Time	Finals Time	Points
--- Garber, Maddy L	JR	Central Connecticut State Univ-C	4:30.87	DQ	
Other - back					

C - Final

17 Camacho, Leah K	JR	Wagner College-MR	4:35.05	4:30.99	9
28.57	1:01.36 (32.79)	1:35.62 (34.26)	2:08.88 (33.26)		
2:49.19 (40.31)	3:29.88 (40.69)	4:00.96 (31.08)	4:30.99 (30.03)		
18 Brottman, Barbra J	SR	Rutgers University Swimming-NJ	4:34.76	4:32.82	7
29.81	1:03.39 (33.58)	1:38.67 (35.28)	2:13.19 (34.52)		
2:52.51 (39.32)	3:31.96 (39.45)	4:02.92 (30.96)	4:32.82 (29.90)		
19 Regan, Grace C	FR	Central Connecticut State Univ-C	4:37.34	4:33.26	6
30.01	1:03.81 (33.80)	1:40.83 (37.02)	2:16.42 (35.59)		
2:53.56 (37.14)	3:31.68 (38.12)	4:03.52 (31.84)	4:33.26 (29.74)		
20 Resconich, Mckenna M	FR	U.S. Naval Academy-MD	4:37.00	4:33.81	5
28.41	1:01.56 (33.15)	1:36.80 (35.24)	2:11.47 (34.67)		
2:51.22 (39.75)	3:31.72 (40.50)	4:03.03 (31.31)	4:33.81 (30.78)		
21 Deglau, Ellie N	SO	U.S. Naval Academy-MD	4:36.20	4:35.89	4
29.27	1:02.09 (32.82)	1:38.48 (36.39)	2:14.35 (35.87)		
2:54.08 (39.73)	3:34.42 (40.34)	4:05.10 (30.68)	4:35.89 (30.79)		
22 Mulcahy, Kaitlyn A	FR	Wagner College-MR	4:35.82	4:36.16	3
29.16	1:02.24 (33.08)	1:37.48 (35.24)	2:12.60 (35.12)		
2:52.11 (39.51)	3:32.50 (40.39)	4:04.94 (32.44)	4:36.16 (31.22)		
23 Schlesinger, Sarah B	FR	Northeastern University-NE	4:34.08	4:37.98	2
28.02	1:00.24 (32.22)	1:35.71 (35.47)	2:11.34 (35.63)		
2:53.03 (41.69)	3:35.35 (42.32)	4:07.20 (31.85)	4:37.98 (30.78)		
24 Jordan, Erin K	SO	U.S. Naval Academy-MD	4:37.33	4:40.46	1
29.68	1:03.64 (33.96)	1:38.13 (34.49)	2:11.32 (33.19)		
2:53.89 (42.57)	3:37.62 (43.73)	4:09.30 (31.68)	4:40.46 (31.16)		

D - Final

25 Slepian, Sarah N	SO	U.S. Naval Academy-MD	4:39.27	4:33.58	
28.14	1:01.23 (33.09)	1:36.45 (35.22)	2:11.90 (35.45)		
2:50.64 (38.74)	3:30.41 (39.77)	4:02.63 (32.22)	4:33.58 (30.95)		
26 Lagod, Hannah B	FR	James Madison University-VA	4:40.56	4:34.58	
29.63	1:03.14 (33.51)	1:40.10 (36.96)	2:15.92 (35.82)		
2:53.96 (38.04)	3:32.95 (38.99)	4:04.29 (31.34)	4:34.58 (30.29)		
27 Zebker, Molly S	SR	Columbia University-MR	4:37.91	4:34.77	
28.62	1:01.75 (33.13)	1:38.25 (36.50)	2:14.68 (36.43)		
2:54.14 (39.46)	3:33.88 (39.74)	4:05.22 (31.34)	4:34.77 (29.55)		
28 Lynch, Taylor C	FR	Liberty University-VA	4:40.64	4:38.30	
29.82	1:03.57 (33.75)	1:40.51 (36.94)	2:17.01 (36.50)		
2:55.08 (38.07)	3:34.00 (38.92)	4:07.40 (33.40)	4:38.30 (30.90)		
29 Neilan, Larissa C	JR	Rutgers University Swimming-NJ	4:42.59	4:38.94	
29.27	1:03.42 (34.15)	1:40.65 (37.23)	2:17.00 (36.35)		
2:54.90 (37.90)	3:33.12 (38.22)	4:07.15 (34.03)	4:38.94 (31.79)		
30 Pierce, Jessica L	FR	James Madison University-VA	4:42.87	4:41.18	
30.53	1:05.26 (34.73)	1:42.83 (37.57)	2:19.67 (36.84)		
2:58.37 (38.70)	3:37.16 (38.79)	4:09.90 (32.74)	4:41.18 (31.28)		
31 Czulewicz, Stephanie L	SR	Central Connecticut State Univ-C	4:40.39	4:41.39	
30.18	1:05.60 (35.42)	1:40.19 (34.59)	2:14.41 (34.22)		
2:55.68 (41.27)	3:36.43 (40.75)	4:09.60 (33.17)	4:41.39 (31.79)		



2016 Frank Elm Invitational - 11-18-2016 to 11-20-2016

Real time results at www.besmarttinc.com

Follow Be Smartt Inc on Facebook!

Results

D - Final ... (Women 400 Yard IM)

	<u>Name</u>	<u>Yr</u>	<u>School</u>	<u>Prelim Time</u>	<u>Finals Time</u>	<u>Points</u>
32	Scott, Emma K	SO	U.S. Naval Academy-MD	4:43.63	4:44.65	
	30.23	1:06.20 (35.97)	1:43.01 (36.81)	2:19.00 (35.99)		
	2:58.80 (39.80)	3:38.94 (40.14)	4:12.32 (33.38)	4:44.65 (32.33)		





2016 Frank Elm Invitational - 11-18-2016 to 11-20-2016

Real time results at www.besmarttinc.com

Follow Be Smartt Inc on Facebook!

Results

Women 400 Yard IM

4:05.36 D1A

4:17.69 D2A

4:19.39 D1B

4:30.58 D2B

Name	Yr	School	Seed Time	Prelim Time
Preliminaries				
1 Antiles, Jessica R	SO	Columbia University-MR	4:20.00	4:24.61 qD2B
28.25	1:00.71 (32.46)	1:33.86 (33.15)	2:06.55 (32.69)	
2:44.96 (38.41)	3:23.76 (38.80)	3:54.59 (30.83)	4:24.61 (30.02)	
2 O'Reilly, Kaitlyn M	JR	U.S. Naval Academy-MD	4:30.37	4:26.34 qD2B
27.46	58.93 (31.47)	1:32.21 (33.28)	2:04.82 (32.61)	
2:41.86 (37.04)	3:21.10 (39.24)	3:54.17 (33.07)	4:26.34 (32.17)	
3 Koprivova, Vera	SO	Rutgers University Swimming-NJ	NT	4:26.65 qD2B
29.63	1:01.37 (31.74)	1:34.08 (32.71)	2:05.59 (31.51)	
2:46.38 (40.79)	3:26.76 (40.38)	3:57.52 (30.76)	4:26.65 (29.13)	
4 Smith, Jenny J	JR	U.S. Naval Academy-MD	4:33.57	4:26.74 qD2B
28.94	1:01.23 (32.29)	1:35.68 (34.45)	2:09.21 (33.53)	
2:47.17 (37.96)	3:26.95 (39.78)	3:57.06 (30.11)	4:26.74 (29.68)	
5 Stoddard, Rachel M	SR	Rutgers University Swimming-NJ	4:32.96	4:27.81 qD2B
28.76	1:01.42 (32.66)	1:37.14 (35.72)	2:12.71 (35.57)	
2:49.20 (36.49)	3:26.55 (37.35)	3:57.21 (30.66)	4:27.81 (30.60)	
6 Papsco, Nicole J	JR	Columbia University-MR	4:32.24	4:27.96 qD2B
28.80	1:01.62 (32.82)	1:36.61 (34.99)	2:11.22 (34.61)	
2:48.43 (37.21)	3:26.48 (38.05)	3:57.56 (31.08)	4:27.96 (30.40)	
7 Asselin, Chantal Y	SR	Rutgers University Swimming-NJ	4:39.98	4:28.47 qD2B
28.94	1:01.68 (32.74)	1:36.27 (34.59)	2:10.12 (33.85)	
2:49.44 (39.32)	3:28.95 (39.51)	3:59.50 (30.55)	4:28.47 (28.97)	
8 Downing, Stephanie M	FR	U.S. Naval Academy-MD	4:33.32	4:29.72 qD2B
28.45	1:01.16 (32.71)	1:34.77 (33.61)	2:09.08 (34.31)	
2:48.84 (39.76)	3:29.25 (40.41)	4:00.06 (30.81)	4:29.72 (29.66)	
9 Clifford, Emily A	SR	Columbia University-MR	4:38.65	4:29.76 qD2B
28.70	1:01.11 (32.41)	1:35.94 (34.83)	2:10.24 (34.30)	
2:47.86 (37.62)	3:27.13 (39.27)	3:58.61 (31.48)	4:29.76 (31.15)	
10 Parker, Katie	JR	James Madison University-VA	4:33.52	4:29.78 qD2B
28.56	1:01.04 (32.48)	1:37.49 (36.45)	2:12.59 (35.10)	
2:51.03 (38.44)	3:29.52 (38.49)	4:00.84 (31.32)	4:29.78 (28.94)	
11 Gourdie, Emma L	FR	James Madison University-VA	4:36.74	4:30.29 qD2B
29.98	1:03.56 (33.58)	1:37.63 (34.07)	2:11.01 (33.38)	
2:50.75 (39.74)	3:30.49 (39.74)	4:00.86 (30.37)	4:30.29 (29.43)	
12 Devers, Aidan G	SO	Central Connecticut State Univ-C	4:31.74	4:30.69 q
30.38	1:04.85 (34.47)	1:37.36 (32.51)	2:08.70 (31.34)	
2:48.96 (40.26)	3:29.51 (40.55)	4:00.93 (31.42)	4:30.69 (29.76)	
13 Garber, Maddy L	JR	Central Connecticut State Univ-C	4:31.63	4:30.87 q
28.46	1:01.98 (33.52)	1:37.58 (35.60)	2:12.49 (34.91)	
2:49.75 (37.26)	3:26.89 (37.14)	3:59.15 (32.26)	4:30.87 (31.72)	
14 Bonfilio, Alex P	FR	U.S. Naval Academy-MD	4:33.37	4:31.01 q
28.20	1:00.75 (32.55)	1:35.63 (34.88)	2:10.04 (34.41)	
2:47.93 (37.89)	3:27.60 (39.67)	3:59.70 (32.10)	4:31.01 (31.31)	
15 Domeier, Jordan T	SR	Northeastern University-NE	4:45.70	4:31.76 q
28.31	59.96 (31.65)	1:35.49 (35.53)	2:10.37 (34.88)	
2:49.89 (39.52)	3:29.83 (39.94)	4:01.43 (31.60)	4:31.76 (30.33)	

**2016 Frank Elm Invitational - 11-18-2016 to 11-20-2016**Real time results at www.besmarttinc.com

Follow Be Smartt Inc on Facebook!

Results**Preliminaries ... (Women 400 Yard IM)**

	Name	Yr	School	Seed Time	Prelim Time	
16	Boston, Kelli N	FR	Wagner College-MR	4:39.72	4:32.51	q
	28.16	1:00.51 (32.35)	1:34.87 (34.36)	2:08.84 (33.97)		
	2:48.85 (40.01)	3:29.17 (40.32)	4:01.36 (32.19)	4:32.51 (31.15)		
17	Schlesinger, Sarah B	FR	Northeastern University-NE	4:51.56	4:34.08	q
	27.28	58.76 (31.48)	1:34.06 (35.30)	2:09.38 (35.32)		
	2:50.43 (41.05)	3:32.21 (41.78)	4:03.55 (31.34)	4:34.08 (30.53)		
18	Frick, Celia D	SR	Columbia University-MR	4:39.00	4:34.43	q
	28.18	1:00.44 (32.26)	1:37.14 (36.70)	2:13.57 (36.43)		
	2:52.70 (39.13)	3:32.48 (39.78)	4:04.12 (31.64)	4:34.43 (30.31)		
19	Brottman, Barbra J	SR	Rutgers University Swimming-NJ	4:46.35	4:34.76	q
	29.77	1:03.95 (34.18)	1:39.63 (35.68)	2:14.33 (34.70)		
	2:53.76 (39.43)	3:33.45 (39.69)	4:04.60 (31.15)	4:34.76 (30.16)		
20	Camacho, Leah K	JR	Wagner College-MR	4:42.11	4:35.05	q
	28.56	1:01.34 (32.78)	1:35.69 (34.35)	2:09.49 (33.80)		
	2:50.54 (41.05)	3:32.50 (41.96)	4:04.18 (31.68)	4:35.05 (30.87)		
21	Mulcahy, Kaitlyn A	FR	Wagner College-MR	4:39.69	4:35.82	q
	29.26	1:02.22 (32.96)	1:37.49 (35.27)	2:12.83 (35.34)		
	2:52.45 (39.62)	3:32.60 (40.15)	4:04.82 (32.22)	4:35.82 (31.00)		
22	Ortman, Abby	JR	James Madison University-VA	4:36.70	4:35.97	q
	29.39	1:02.65 (33.26)	1:36.08 (33.43)	2:10.47 (34.39)		
	2:51.16 (40.69)	3:32.14 (40.98)	4:04.30 (32.16)	4:35.97 (31.67)		
23	Deglau, Ellie N	SO	U.S. Naval Academy-MD	4:45.12	4:36.20	q
	29.33	1:01.83 (32.50)	1:38.32 (36.49)	2:14.66 (36.34)		
	2:54.23 (39.57)	3:34.48 (40.25)	4:05.62 (31.14)	4:36.20 (30.58)		
24	Resconich, Mckenna M	FR	U.S. Naval Academy-MD	4:34.43	4:37.00	q
	27.88	1:01.17 (33.29)	1:36.24 (35.07)	2:10.97 (34.73)		
	2:51.50 (40.53)	3:33.34 (41.84)	4:05.36 (32.02)	4:37.00 (31.64)		
25	Jordan, Erin K	SO	U.S. Naval Academy-MD	4:40.15	4:37.33	q
	29.32	1:02.40 (33.08)	1:36.63 (34.23)	2:09.94 (33.31)		
	2:53.30 (43.36)	3:36.77 (43.47)	4:07.40 (30.63)	4:37.33 (29.93)		
26	Regan, Grace C	FR	Central Connecticut State Univ-C	4:40.01	4:37.34	q
	30.01	1:04.10 (34.09)	1:41.31 (37.21)	2:17.13 (35.82)		
	2:54.99 (37.86)	3:34.01 (39.02)	4:06.37 (32.36)	4:37.34 (30.97)		
27	Zebker, Molly S	SR	Columbia University-MR	4:37.25	4:37.91	q
	29.73	1:01.79 (32.06)	1:38.61 (36.82)	2:15.20 (36.59)		
	2:54.38 (39.18)	3:34.29 (39.91)	4:07.09 (32.80)	4:37.91 (30.82)		
28	Nabhan, Nadia K	FR	Rutgers University Swimming-NJ	4:43.82	4:38.65	q
	28.69	1:01.71 (33.02)	1:36.89 (35.18)	2:11.73 (34.84)		
	2:52.80 (41.07)	3:35.02 (42.22)	4:07.44 (32.42)	4:38.65 (31.21)		
29	Slepian, Sarah N	SO	U.S. Naval Academy-MD	4:51.58	4:39.27	q
	27.83	1:00.85 (33.02)	1:36.52 (35.67)	2:12.90 (36.38)		
	2:52.06 (39.16)	3:32.84 (40.78)	4:06.76 (33.92)	4:39.27 (32.51)		
30	Massey, Maddie	JR	James Madison University-VA	4:39.37	4:40.13	q
	29.37	1:02.59 (33.22)	1:39.79 (37.20)	2:16.12 (36.33)		
	2:56.09 (39.97)	3:36.83 (40.74)	4:08.81 (31.98)	4:40.13 (31.32)		
31	Czulewicz, Stephanie L	SR	Central Connecticut State Univ-C	4:26.60	4:40.39	q
	29.93	1:04.66 (34.73)	1:39.11 (34.45)	2:12.84 (33.73)		
	2:53.77 (40.93)	3:34.92 (41.15)	4:08.10 (33.18)	4:40.39 (32.29)		
32	Lagod, Hannah B	FR	James Madison University-VA	4:37.54	4:40.56	q
	29.55	1:03.68 (34.13)	1:40.33 (36.65)	2:17.20 (36.87)		
	2:56.15 (38.95)	3:36.33 (40.18)	4:09.10 (32.77)	4:40.56 (31.46)		

**2016 Frank Elm Invitational - 11-18-2016 to 11-20-2016**Real time results at www.besmarttinc.com

Follow Be Smartt Inc on Facebook!

Results**Preliminaries ... (Women 400 Yard IM)**

Name	Yr	School	Seed Time	Prelim Time
33 Lynch, Taylor C	FR	Liberty University-VA	4:41.98	4:40.64
29.58	1:03.36 (33.78)	1:40.64 (37.28)	2:17.54 (36.90)	
2:56.63 (39.09)	3:36.33 (39.70)	4:08.89 (32.56)	4:40.64 (31.75)	
34 Neilan, Larissa C	JR	Rutgers University Swimming-NJ	NT	4:42.59
28.71	1:02.50 (33.79)	1:40.50 (38.00)	2:17.16 (36.66)	
2:56.25 (39.09)	3:35.95 (39.70)	4:10.12 (34.17)	4:42.59 (32.47)	
35 Pierce, Jessica L	FR	James Madison University-VA	4:43.49	4:42.87
29.99	1:04.58 (34.59)	1:40.96 (36.38)	2:17.44 (36.48)	
2:55.90 (38.46)	3:34.95 (39.05)	4:09.89 (34.94)	4:42.87 (32.98)	
36 Scott, Emma K	SO	U.S. Naval Academy-MD	4:51.18	4:43.63
29.88	1:05.20 (35.32)	1:41.73 (36.53)	2:17.22 (35.49)	
2:57.21 (39.99)	3:37.98 (40.77)	4:11.64 (33.66)	4:43.63 (31.99)	
37 Higgins, Colleen G	FR	Wagner College-MR	4:51.23	4:44.33
29.99	1:04.81 (34.82)	1:42.31 (37.50)	2:19.01 (36.70)	
2:58.16 (39.15)	3:38.79 (40.63)	4:11.95 (33.16)	4:44.33 (32.38)	
38 Dougherty, Erin P	SO	James Madison University-VA	4:48.96	4:47.83
30.62	1:06.24 (35.62)	1:43.91 (37.67)	2:19.68 (35.77)	
3:01.91 (42.23)	3:43.78 (41.87)	4:16.36 (32.58)	4:47.83 (31.47)	
39 Bliss, Madeline J	SR	U.S. Naval Academy-MD	4:51.14	5:00.49
31.34	1:08.77 (37.43)	1:47.90 (39.13)	2:26.95 (39.05)	
3:10.50 (43.55)	3:54.89 (44.39)	4:28.60 (33.71)	5:00.49 (31.89)	
--- Gillcrist, Hanna T	SR	U.S. Naval Academy-MD	4:38.32	SCR
--- Walz, Delaney R	FR	U.S. Naval Academy-MD	4:35.14	SCR
--- Meyer, Charlotte R	SR	U.S. Naval Academy-MD	4:26.51	SCR

**2016 Frank Elm Invitational - 11-18-2016 to 11-20-2016**Real time results at www.besmarttinc.com

Follow Be Smartt Inc on Facebook!

Results**Women 1 mtr Diving**

	Name	Yr	School	Prelim Score	Finals Score	Points
A - Final						
1	Gover, Jacquelyn	JR	Northeastern University-NE	253.25	276.15	32
2	Seales, Alyssa	JR	Northeastern University-NE	276.25	274.20	28
3	Gonsalves, Caroline	JR	Northeastern University-NE	241.45	256.30	27
4	Durham, Annemarie K	JR	Central Connecticut State Univ-C	240.35	254.85	26
5	Lavrich, Samantha L	JR	Wagner College-MR	228.10	244.45	25
6	Schaefer, Madeline	FR	Northeastern University-NE	229.70	239.80	24
7	Joyal, Jenna N	FR	Liberty University-VA	211.15	223.25	23
8	Hagist, Mackenzie	SO	Northeastern University-NE	228.90	208.85	22
B - Final						
9	Solipaca, Grace A	JR	Wagner College-MR	197.70	210.30	20
10	Bednarz, Kirsten M	FR	Central Connecticut State Univ-C	200.05	205.70	17
11	Acey, Lauren E	FR	Central Connecticut State Univ-C	164.70	191.50	16
12	Polatnick, Daniele S	FR	Wagner College-MR	167.10	168.80	15

**2016 Frank Elm Invitational - 11-18-2016 to 11-20-2016**Real time results at www.besmarttinc.com

Follow Be Smartt Inc on Facebook!

Results**Women 1 mtr Diving**

	Name	Yr	School		Prelim Score	
Preliminaries						
1	Seales, Alyssa	JR	Northeastern University-NE	NP	276.25	q
2	Gover, Jacquelyn	JR	Northeastern University-NE	NP	253.25	q
3	Gonsalves, Caroline	JR	Northeastern University-NE	NP	241.45	q
4	Durham, Annemarie K	JR	Central Connecticut State Univ-C	176.10	240.35	q
5	Schaefer, Madeline	FR	Northeastern University-NE	NP	229.70	q
6	Hagist, Mackenzie	SO	Northeastern University-NE	NP	228.90	q
7	Lavrich, Samantha L	JR	Wagner College-MR	NP	228.10	q
8	Joyal, Jenna N	FR	Liberty University-VA	NP	211.15	q
9	Bednarz, Kirsten M	FR	Central Connecticut State Univ-C	NP	200.05	q
10	Solipaca, Grace A	JR	Wagner College-MR	NP	197.70	q
11	Polatnick, Daniele S	FR	Wagner College-MR	NP	167.10	q
12	Acely, Lauren E	FR	Central Connecticut State Univ-C	NP	164.70	q

**2016 Frank Elm Invitational - 11-18-2016 to 11-20-2016**Real time results at www.besmarttinc.com

Follow Be Smartt Inc on Facebook!

Results**Women 3 mtr Diving**

	Name	Yr	School	Prelim Score	Finals Score	Points
A - Final						
1	Durham, Annemarie K	JR	Central Connecticut State Univ-C	237.90	271.70	32
2	Gover, Jacquelyn	JR	Northeastern University-NE	268.15	266.30	28
3	Gonsalves, Caroline	JR	Northeastern University-NE	250.75	254.35	27
4	Schaefer, Madeline	FR	Northeastern University-NE	221.20	242.40	26
5	Lavrich, Samantha L	JR	Wagner College-MR	227.00	236.40	25
6	Seales, Alyssa	JR	Northeastern University-NE	220.10	225.40	24
7	Hagist, Mackenzie	SO	Northeastern University-NE	223.15	223.50	23
8	Solipaca, Grace A	JR	Wagner College-MR	192.50	191.80	22
B - Final						
9	Joyal, Jenna N	FR	Liberty University-VA	178.95	195.95	20
10	Bednarz, Kirsten M	FR	Central Connecticut State Univ-C	167.50	176.40	17
11	Acey, Lauren E	FR	Central Connecticut State Univ-C	165.15	154.10	16
12	Polatnick, Daniele S	FR	Wagner College-MR	172.35	138.45	15



2016 Frank Elm Invitational - 11-18-2016 to 11-20-2016

Real time results at www.besmarttinc.com

Follow Be Smartt Inc on Facebook!

Results

Women 3 mtr Diving

Name	Yr	School		Prelim Score	
Preliminaries					
1 Gover, Jacquelyn	JR	Northeastern University-NE	NP	268.15	q
2 Gonsalves, Caroline	JR	Northeastern University-NE	NP	250.75	q
3 Durham, Annemarie K	JR	Central Connecticut State Univ-C	NP	237.90	q
4 Lavrich, Samantha L	JR	Wagner College-MR	NP	227.00	q
5 Hagist, Mackenzie	SO	Northeastern University-NE	NP	223.15	q
6 Schaefer, Madeline	FR	Northeastern University-NE	NP	221.20	q
7 Seales, Alyssa	JR	Northeastern University-NE	NP	220.10	q
8 Solipaca, Grace A	JR	Wagner College-MR	NP	192.50	q
9 Joyal, Jenna N	FR	Liberty University-VA	NP	178.95	q
10 Polatnick, Daniele S	FR	Wagner College-MR	NP	172.35	q
11 Bednarz, Kirsten M	FR	Central Connecticut State Univ-C	NP	167.50	q
12 Acey, Lauren E	FR	Central Connecticut State Univ-C	NP	165.15	q

**2016 Frank Elm Invitational - 11-18-2016 to 11-20-2016****Real time results at www.besmarttinc.com****Follow Be Smartt Inc on Facebook!****Results****Women 200 Yard Freestyle Relay****1:28.98 D1Q****1:29.75 D1P****1:31.99 D2Q****1:36.59 D2P**

Team	Relay	Seed Time	Finals Time	Points
1 Columbia University-MR	A	1:33.00	1:32.58 D2P	64
1) Ashby, Mary A SO	2) r:0.19 Shahar, Jennifer SR	3) r:0.98 O'Rourke, Kate JR	4) r:0.25 Boutant, Alice	
23.39	46.69 (23.30)	1:09.66 (22.97)	1:32.58 (22.92)	
2 Rutgers University Swimming	A	1:35.80	1:33.22 D2P	56
1) Ruiz, Vanessa J FR	2) r:0.05 Kiely, Meghan SR	3) r:0.25 Moses, Meghan FR	4) r:0.06 Lawlor, Clare FR	
23.58	46.87 (23.29)	1:10.33 (23.46)	1:33.22 (22.89)	
3 Liberty University-VA	A	1:34.31	1:33.74 D2P	54
1) Baker, Hannah M FR	2) r:0.29 Hoeve, Rachel JR	3) r:0.30 Rooker, Prudence JR	4) r:0.52 Weiss, Brittany FR	
23.62	46.69 (23.07)	1:10.03 (23.34)	1:33.74 (23.71)	
4 Northeastern University-NE	A	1:37.51	1:33.80 D2P	52
1) Schnabel, Carly J SO	2) r:0.26 Clark, Megan FR	3) r:0.51 Smith, Sidney FR	4) r:0.41 Touchette-McGowan,	
23.93	46.48 (22.55)	1:10.25 (23.77)	1:33.80 (23.55)	
5 Wagner College-MR	A	1:38.11	1:33.84 D2P	50
1) Eastman, Kelsey L FR	2) r:0.16 Hessing, Kirsty JR	3) r:0.36 Gustafsson, Andrea S4)	4) r:0.30 Nhipali, Anu SR	
23.96	47.49 (23.53)	1:11.05 (23.56)	1:33.84 (22.79)	
6 U.S. Naval Academy-MD	A	1:36.70	1:34.99 D2P	48
1) Morrell, Olivia J SR	2) r:0.45 Briant, Hannah SO	3) r:0.49 Warnimont, Ally SO	4) r:-0.17 Margroum, Kenzie SI	
24.15	47.80 (23.65)	1:11.72 (23.92)	1:34.99 (23.27)	
7 Liu Brooklyn Blackbirds-MR	A	1:39.15	1:35.21 D2P	46
1) Kashyrina, Oleksandra S SO2)	r:+0.0 Meyers, Nathalie SO	3) r:0.32 Coleman, Katelyn SO4)	r:0.46 Vega, Briana FR	
23.80	48.49 (24.69)	1:11.73 (23.24)	1:35.21 (23.48)	
8 Long Island University Post-N	A	1:34.50	1:35.68 D2P	44
1) Bendfeldt, Laura JR	2) r:0.28 Johnstone, Caitlin SO3)	r:0.40 Sparrman, Tove FR	4) r:0.27 Kvarnemar, Elin SO	
23.60	47.50 (23.90)	1:11.15 (23.65)	1:35.68 (24.53)	
9 James Madison University-VA	A	1:37.36	1:35.87 D2P	40
1) Gring, Mackenzie FR	2) r:0.25 MacMillan, Quinn JR3)	r:0.05 Zhang, Bonnie FR	4) r:0.49 Breeger, Jillian SO	
24.45	48.27 (23.82)	1:11.63 (23.36)	1:35.87 (24.24)	
10 Central Connecticut State Uni	A	1:37.21	1:35.96 D2P	34
1) Czulewicz, Lauren H JR	2) r:0.20 Troy, Kaitlyn SO	3) r:0.28 Maercklein, Erika FR4)	r:0.42 Rasile, Christine SR	
24.21	48.35 (24.14)	1:12.81 (24.46)	1:35.96 (23.15)	
11 U.S. Naval Academy-MD	B	1:38.85	1:36.01 D2P	32
1) Harrington, Kelly M FR	2) r:0.34 Graeff, Elizabeth JR	3) r:0.52 Gillcrist, Hanna SR	4) r:0.27 Kuenstler, Molly JR	
24.12	47.94 (23.82)	1:12.30 (24.36)	1:36.01 (23.71)	
12 Northeastern University-NE	B	1:39.88	1:36.86	30
1) Ellis, Taylor M SR	2) r:0.52 Spear, Lena FR	3) r:0.37 Lanker, Delaney SR	4) r:0.34 Green, Rachel SR	
24.30	48.92 (24.62)	1:13.06 (24.14)	1:36.86 (23.80)	
13 Liberty University-VA	B	1:36.78	1:37.06	28
1) Pond, Chelsea G JR	2) r:0.20 Donlin, Colleen FR	3) r:0.51 Hodges, Rickilee SO	4) r:0.30 Boothe, Danielle JR	
24.74	48.10 (23.36)	1:12.57 (24.47)	1:37.06 (24.49)	
14 Columbia University-MR	B	1:37.55	1:37.44	26
1) Patrick, Trudiann D SR	2) r:0.30 Fang, Elisa FR	3) r:0.26 Antiles, Jessica SO	4) r:0.35 Noya, Arianna SO	
24.84	49.23 (24.39)	1:12.87 (23.64)	1:37.44 (24.57)	
15 U.S. Naval Academy-MD	C	1:40.84	x1:37.98	
1) O'Malley, Lauren G SO	2) r:0.41 Cole, Kathryn FR	3) r:0.48 Hoiles, Alex JR	4) r:0.22 Quintero, Dominique	
24.62	48.95 (24.33)	1:13.82 (24.87)	1:37.98 (24.16)	



2016 Frank Elm Invitational - 11-18-2016 to 11-20-2016

Real time results at www.besmarttinc.com

Follow Be Smartt Inc on Facebook!

Results

(Women 200 Yard Freestyle Relay)

Team	Relay	Seed Time	Finals Time	Points
16 Columbia University-MR	C	1:39.70	x1:38.18	
1) Frick, Celia D SR	2) r:0.24 Richter, Audrey FR	3) r:0.05	4) r:0.26 Zhang, Amy FR	
24.49 48.82 (24.33)	1:13.42 (24.60)	1:38.18 (24.76)		
17 Northeastern University-NE	C	1:41.22	x1:38.32	
1) James, Paris K FR	2) r:+0.0 Gyurina, Angie FR	3) r:+0.0 Schaefer, Miriam FR	4) r:0.03 Wolf, Madeline SO	
24.74 49.12 (24.38)	1:13.47 (24.35)	1:38.32 (24.85)		
18 U.S. Naval Academy-MD	D	1:42.54	x1:38.60	
1) Hetzer, Nicole M SR	2) r:0.19 O'Reilly, Kaitlyn JR	3) r:0.32 Resconich, Mckenna	4) r:0.18 Donnelly, Lucia SO	
25.09 49.19 (24.10)	1:13.82 (24.63)	1:38.60 (24.78)		
19 James Madison University-VA	B	1:39.62	1:38.68	24
1) Barney, Katie JR	2) r:0.37 Marsh, Megan FR	3) r:0.31 Darmody, Kristie FR	4) r:0.15 Haddock, Logan JR	
24.57 48.92 (24.35)	1:14.08 (25.16)	1:38.68 (24.60)		
20 Wagner College-MR	B	1:39.99	1:38.71	22
1) DePuydt, Makenna L FR	2) r:0.37 McNichol, Maddie JR	3) r:0.52 Boston, Kelli FR	4) r:0.29 Moore, Emily FR	
24.69 49.12 (24.43)	1:14.44 (25.32)	1:38.71 (24.27)		
21 Central Connecticut State Uni	B	1:43.21	1:39.12	18
1) Fredricks, Alexis E FR	2) r:0.35 Fredricks, Grace FR	3) r:0.15 Garber, Maddy JR	4) r:0.27 Mann, Katelyn FR	
24.90 50.04 (25.14)	1:14.37 (24.33)	1:39.12 (24.75)		
22 James Madison University-VA	C	1:41.19	x1:39.55	
1) Ortman, Abby JR	2) r:0.24 Tremols, Nina SR	3) r:0.25 Clarke, Courtney JR	4) r:0.47 Lagod, Hannah FR	
25.09 49.81 (24.72)	1:14.55 (24.74)	1:39.55 (25.00)		
23 Wagner College-MR	C	1:43.94	x1:39.70	
1) Eulinberg, Iman A SO	2) r:0.19 Finn, Erin JR	3) r:-0.10 Macneil, Paige FR	4) r:0.25 Upston, Stephanie SO	
25.31 50.08 (24.77)	1:14.85 (24.77)	1:39.70 (24.85)		
24 Rutgers University Swimming	B	1:39.38	1:40.30	14
1) Davis, Sarah FR	2) r:0.15 Neilan, Larissa JR	3) r:0.26 Brottman, Barbra SR	4) r:0.37 Saunders, Abbey SO	
24.50 49.41 (24.91)	1:14.59 (25.18)	1:40.30 (25.71)		
25 U.S. Naval Academy-MD	E	1:43.32	x1:40.58	
1) Troy, Lizzie J FR	2) r:0.18 Macisaac, Elyse FR	3) r:0.15 Miller, Jamie FR	4) r:0.04 Motter, Megan FR	
25.97 51.10 (25.13)	1:15.80 (24.70)	1:40.58 (24.78)		
26 Central Connecticut State Uni	C	1:45.00	x1:43.07	
1) St Pierre, Julia C SR	2) r:0.47 Poole, Tori SO	3) r:0.41 Ward, Lisa SR	4) r:0.15 Awiszus, Maeve JR	
25.72 51.04 (25.32)	1:16.95 (25.91)	1:43.07 (26.12)		
27 Liberty University-VA	D	1:42.78	x1:45.19	
1) Null, Siani A SO	2) r:0.46 Weigner, Morgan SO	3) r:0.36 Lynch, Taylor FR	4) r:0.37 Lynch, Corri Lynn FR	
25.90 53.38 (27.48)	1:19.23 (25.85)	1:45.19 (25.96)		
--- Liberty University-VA	C	1:41.45	DQ	
Early take-off swimmer #4				
1) Magnusson, Elizabeth A SO	2) r:0.58 Black, Shelby SO	3) r:0.16 Allen, Caroline FR	4) r:-0.04 Mauzy, Ashley SO	
24.92 50.20 (25.28)	1:15.50 (25.30)	DQ (23.75)		
--- Rutgers University Swimming	C	1:42.20	SCR	
--- Rutgers University Swimming	D	NT	SCR	
--- James Madison University-VA	D	NT	SCR	



2016 Frank Elm Invitational - 11-18-2016 to 11-20-2016

Real time results at www.besmarttinc.com

Follow Be Smartt Inc on Facebook!

Results

Women 400 Yard Freestyle Relay

3:15.78 D1Q

3:17.11 D1P

3:21.09 D2Q

3:31.14 D2P

Team	Relay	Seed Time	Finals Time	Points
1 U.S. Naval Academy-MD	A	3:29.36	3:21.95 D2P	64
1) Morrell, Olivia J SR	2) r:0.24 Lawson, Casey SO	3) r:0.50 Barber, Lauren SO	4) r:0.37 Margroum, Kenzie SR	
24.70	50.86 (50.86)	1:14.88 (24.02)	1:41.53 (50.67)	
2:05.70 (24.17)	2:31.85 (50.32)	2:55.80 (23.95)	3:21.95 (50.10)	
2 Columbia University-MR	A	3:24.87	3:23.07 D2P	56
1) Ashby, Mary A SO	2) r:0.35 Boutant, Alice	3) r:0.20 O'Rourke, Kate JR	4) r:0.31 Shahar, Jennifer SR	
24.03	50.82 (50.82)	1:14.61 (23.79)	1:41.34 (50.52)	
2:04.92 (23.58)	2:31.92 (50.58)	2:56.05 (24.13)	3:23.07 (51.15)	
3 Rutgers University Swimming	A	3:29.21	3:26.14 D2P	54
1) Fabugais-Inaba, Alex FR	2) r:0.34 Lawlor, Clare FR	3) r:0.45 Kiely, Meghan SR	4) r:0.07 Moses, Meghan FR	
25.37	52.21 (52.21)	1:16.47 (24.26)	1:42.79 (50.58)	
2:07.07 (24.28)	2:34.08 (51.29)	2:58.44 (24.36)	3:26.14 (52.06)	
4 U.S. Naval Academy-MD	B	3:34.57	3:26.42 D2P	52
1) Warnimont, Ally R SO	2) r:0.60 Harrington, Kelly FR	3) r:0.34 Briant, Hannah SO	4) r:0.10 Meyer, Charlotte SR	
25.05	52.09 (52.09)	1:16.49 (24.40)	1:43.40 (51.31)	
2:07.95 (24.55)	2:35.40 (52.00)	2:59.82 (24.42)	3:26.42 (51.02)	
5 James Madison University-VA	A	3:28.93	3:27.52 D2P	50
1) Zhang, Bonnie FR	2) r:0.24 MacMillan, Quinn JR	3) r:0.22 Gring, Mackenzie FR	4) r:0.17 Parker, Katie JR	
24.73	51.18 (51.18)	1:15.86 (24.68)	1:42.70 (51.52)	
2:07.58 (24.88)	2:36.04 (53.34)	3:00.87 (24.83)	3:27.52 (51.48)	
6 Wagner College-MR	A	3:34.41	3:27.59 D2P	48
1) Hessing, Kirsty E JR	2) r:0.53 McNichol, Maddie JR	3) r:0.35 Gustafsson, Andrea S	4) r:0.36 Nhipali, Anu SR	
25.14	52.08 (52.08)	1:17.17 (25.09)	1:44.97 (52.89)	
2:09.35 (24.38)	2:36.48 (51.51)	3:00.65 (24.17)	3:27.59 (51.11)	
7 Rutgers University Swimming	B	3:32.30	3:27.89 D2P	46
1) Koprivova, Vera SO	2) r:0.26 Davis, Sarah FR	3) r:0.29 Stoddard, Rachel SR	4) r:0.33 Stoppa, Francesca SO	
25.47	52.35 (52.35)	1:17.47 (25.12)	1:44.33 (51.98)	
2:08.77 (24.44)	2:35.75 (51.42)	3:00.80 (25.05)	3:27.89 (52.14)	
8 Liberty University-VA	A	3:28.65	3:28.22 D2P	44
1) Pond, Chelsea G JR	2) r:0.45 Hoeve, Rachel JR	3) r:0.29 Baker, Hannah FR	4) r:0.16 Rooker, Prudence JR	
24.90	52.47 (52.47)	1:16.81 (24.34)	1:45.08 (52.61)	
2:09.79 (24.71)	2:36.70 (51.62)	3:01.14 (24.44)	3:28.22 (51.52)	
9 Northeastern University-NE	A	3:32.15	3:28.53 D2P	40
1) Clark, Megan E FR	2) r:0.40 Green, Rachel SR	3) r:0.44 Schnabel, Carly SO	4) r:0.39 Touchette-McGowan,	
24.54	50.66 (50.66)	1:15.79 (25.13)	1:43.88 (53.22)	
2:08.66 (24.78)	2:35.84 (51.96)	3:00.75 (24.91)	3:28.53 (52.69)	
10 Liu Brooklyn Blackbirds-MR	A	3:37.55	3:29.50 D2P	34
1) Kashyrina, Oleksandra S SO	2) r:0.49 Jefferies, Danielle SO	3) r:0.41 Vega, Briana FR	4) r:0.51 Coleman, Katelyn SO	
24.96	52.38 (52.38)	1:17.95 (25.57)	1:45.64 (53.26)	
2:10.01 (24.37)	2:38.10 (52.46)	3:02.55 (24.45)	3:29.50 (51.40)	
11 Long Island University Post-N	A	3:28.50	3:29.93 D2P	32
1) Sparrman, Tove FR	2) r:0.29 Bendfeldt, Laura JR	3) r:0.32 Johnstone, Caitlin SO	4) r:0.48 Kvarnemar, Elin SO	
24.83	52.08 (52.08)	1:16.48 (24.40)	1:43.59 (51.51)	
2:08.15 (24.56)	2:36.02 (52.43)	3:01.58 (25.56)	3:29.93 (53.91)	
12 U.S. Naval Academy-MD	C	3:39.76	x3:29.94 D2P	
1) Kuenstler, Molly R JR	2) r:0.27 Gillcrist, Hanna SR	3) r:0.30 Graeff, Elizabeth JR	4) r:0.29 Scudder, Erin FR	
25.72	53.83 (53.83)	1:18.46 (24.63)	1:45.49 (51.66)	
2:10.49 (25.00)	2:37.90 (52.41)	3:02.84 (24.94)	3:29.94 (52.04)	

**2016 Frank Elm Invitational - 11-18-2016 to 11-20-2016****Real time results at www.besmarttinc.com****Follow Be Smartt Inc on Facebook!****Results****(Women 400 Yard Freestyle Relay)**

Team	Relay	Seed Time	Finals Time	Points
13 Central Connecticut State Uni	A	3:30.93	3:30.60 D2P	30
1) Czulewicz, Lauren H JR	2) r:0.15 Thomas, Sabree SR	3) r:0.22 Maercklein, Erika FR	4) r:0.35 Rasile, Christine SR	
25.18 52.64 (52.64)	1:17.61 (24.97)	1:45.83 (53.19)		
2:11.66 (25.83)	2:39.67 (53.84)	3:03.98 (24.31)	3:30.60 (50.93)	
14 Columbia University-MR	C	3:40.80	3:32.19	28
1) Frick, Celia D SR	2) r:0.39 Frias, Cristi JR	3) r:0.31 Pande, Malavika FR	4) r:0.06 Zhang, Amy FR	
25.61 53.02 (53.02)	1:18.28 (25.26)	1:45.36 (52.34)		
2:10.49 (25.13)	2:38.74 (53.38)	3:04.03 (25.29)	3:32.19 (53.45)	
15 Liberty University-VA	B	3:34.12	3:32.26	26
1) Magnusson, Elizabeth A SO	2) r:0.27 Donlin, Colleen FR	3) r:0.32 Sall, Ashlee JR	4) r:0.61 Black, Shelby SO	
25.54 53.20 (53.20)	1:17.91 (24.71)	1:45.47 (52.27)		
2:11.33 (25.86)	2:39.00 (53.53)	3:04.49 (25.49)	3:32.26 (53.26)	
16 U.S. Naval Academy-MD	D	3:43.78	x3:32.73	
1) O'Malley, Lauren G SO	2) r:0.57 Hoiles, Alex JR	3) r:0.62 Cole, Kathryn FR	4) r:0.25 Quintero, Dominique	
25.63 53.84 (53.84)	1:19.52 (25.68)	1:47.37 (53.53)		
2:13.09 (25.72)	2:40.43 (53.06)	3:05.17 (24.74)	3:32.73 (52.30)	
17 Northeastern University-NE	B	3:36.93	3:32.76	24
1) James, Paris K FR	2) r:0.41 Smith, Sidney FR	3) r:0.43 Spear, Lena FR	4) r:0.30 Wolf, Madeline SO	
25.74 54.51 (54.51)	1:19.22 (24.71)	1:47.22 (52.71)		
2:12.29 (25.07)	2:40.31 (53.09)	3:05.35 (25.04)	3:32.76 (52.45)	
18 U.S. Naval Academy-MD	E	3:45.17	x3:34.11	
1) Hetzer, Nicole M SR	2) r:0.30 Miller, Jamie FR	3) r:0.21 Troy, Lizzie FR	4) r:0.16 Donnelly, Lucia SO	
25.73 53.91 (53.91)	1:19.52 (25.61)	1:47.89 (53.98)		
2:13.36 (25.47)	2:41.03 (53.14)	3:05.81 (24.78)	3:34.11 (53.08)	
19 James Madison University-VA	B	3:34.11	3:34.53	22
1) Marsh, Megan C FR	2) r:0.37 Barney, Katie JR	3) r:0.48 Darmody, Kristie FR	4) r:0.21 Gourdie, Emma FR	
25.62 53.31 (53.31)	1:18.30 (24.99)	1:46.06 (52.75)		
2:12.01 (25.95)	2:40.26 (54.20)	3:06.21 (25.95)	3:34.53 (54.27)	
20 Columbia University-MR	B	3:33.34	x3:34.93	
1) Samson, Julia E FR	2) r:0.18 Wojdylo, Helen FR	3) r:0.38 Antiles, Jessica SO	4) r:0.44 Noya, Arianna SO	
25.95 54.09 (54.09)	1:19.41 (25.32)	1:47.73 (53.64)		
2:13.23 (25.50)	2:41.43 (53.70)	3:06.97 (25.54)	3:34.93 (53.50)	
21 Wagner College-MR	B	3:40.55	3:35.19	18
1) Moore, Emily T FR	2) r:0.28 Eastman, Kelsey FR	3) r:0.25 DePuydt, Makenna FR	4) r:0.33 Camacho, Leahy JR	
25.63 53.63 (53.63)	1:18.70 (25.07)	1:47.22 (53.59)		
2:12.59 (25.37)	2:40.54 (53.32)	3:06.80 (26.26)	3:35.19 (54.65)	
22 Columbia University-MR	D	NT	x3:36.05	
1) Richter, Audrey L FR	2) r:0.20 Fang, Elisa FR	3) r:0.50 MacNamara, Clare FR	4) r:0.13 Ghali, Miriyam SO	
25.53 53.19 (53.19)	1:18.35 (25.16)	1:46.35 (53.16)		
2:12.58 (26.23)	2:41.19 (54.84)	3:06.77 (25.58)	3:36.05 (54.86)	
23 Liberty University-VA	C	3:38.87	x3:36.17	
1) Boothe, Danielle A JR	2) r:0.19 Weber, Delia SO	3) r:0.54 Hodges, Rickilee SO	4) r:0.28 Weiss, Brittany FR	
25.37 54.39 (54.39)	1:19.86 (25.47)	1:47.89 (53.50)		
2:13.50 (25.61)	2:41.61 (53.72)	3:07.29 (25.68)	3:36.17 (54.56)	
24 James Madison University-VA	C	3:40.45	x3:36.71	
1) Ortman, Abby JR	2) r:0.22 Tremols, Nina SR	3) r:0.59 Long, Kelly SO	4) r:0.30 Adkins, Claire SR	
26.26 54.42 (54.42)	1:20.08 (25.66)	1:48.50 (54.08)		
2:14.69 (26.19)	2:43.15 (54.65)	3:08.73 (25.58)	3:36.71 (53.56)	
25 Northeastern University-NE	C	3:40.99	x3:36.96	
1) Schaefer, Miriam FR	2) r:0.44 Domeier, Jordan SR	3) r:0.21 Geiger, Rachael SR	4) r:0.34 Gyurina, Angie FR	
25.79 54.31 (54.31)	1:20.49 (26.18)	1:48.99 (54.68)		
2:14.56 (25.57)	2:42.97 (53.98)	3:07.90 (24.93)	3:36.96 (53.99)	

**2016 Frank Elm Invitational - 11-18-2016 to 11-20-2016**Real time results at www.besmarttinc.com

Follow Be Smartt Inc on Facebook!

Results**(Women 400 Yard Freestyle Relay)**

Team	Relay	Seed Time	Finals Time	Points
26 Wagner College-MR	C	3:45.00	x3:37.77	
1) Finn, Erin E JR	2) r:0.21 Eulinberg, Iman SO	3) r:0.13 Macneil, Paige FR	4) r:0.41 Boston, Kelli FR	
25.74 53.94 (53.94)	1:19.60 (25.66)	1:48.60 (54.66)		
2:14.69 (26.09)	2:43.51 (54.91)	3:09.26 (25.75)	3:37.77 (54.26)	
27 Central Connecticut State Uni	C	3:45.86	3:39.69	14
1) Kendall, Keelin FR	2) r:0.26 Fredricks, Grace FR	3) r:0.30 Poole, Tori SO	4) r:0.32 Mann, Katelyn FR	
27.11 56.25 (56.25)	1:22.10 (25.85)	1:50.63 (54.38)		
2:16.19 (25.56)	2:45.37 (54.74)	3:10.75 (25.38)	3:39.69 (54.32)	
28 James Madison University-VA	D	NT	x3:42.20	
1) Lagod, Hannah B FR	2) r:0.28 Pierce, Jessica FR	3) r:0.03 Dougherty, Erin SO	4) r:0.09 DiSilvestro, Brianna J	
26.66 55.46 (55.46)	1:21.73 (26.27)	1:50.63 (55.17)		
2:17.10 (26.47)	2:46.61 (55.98)	3:13.18 (26.57)	3:42.20 (55.59)	
29 Liberty University-VA	D	3:41.54	x3:47.51	
1) Null, Siani A SO	2) r:0.18 Allen, Caroline FR	3) r:0.57 Lynch, Corri Lynn FR	4) r:0.55 Weigner, Morgan SO	
26.68 56.02 (56.02)	1:22.24 (26.22)	1:52.67 (56.65)		
2:19.66 (26.99)	2:49.93 (57.26)	3:17.44 (27.51)	3:47.51 (57.58)	
--- Central Connecticut State Uni	B	3:42.49	DQ	
1) Fredricks, Alexis E FR	2) r:+0.0 Devers, Aidan SO	3) r:+0.0 Garber, Maddy JR	4) r:+0.0 Troy, Kaitlyn SO	
25.87 53.54 (53.54)	1:19.83 (26.29)	1:48.24 (54.70)		
2:13.35 (25.11)	2:41.92 (53.68)	3:07.27 (25.35)	DQ (53.13)	
--- Rutgers University Swimming	C	3:37.74	SCR	
1) Asselin, Chantal Y SR	2) Brewer, Lexi FR	3) Ruiz, Vanessa J FR	4) Rymer, Karli D JR	
--- Rutgers University Swimming	D	NT	SCR	



2016 Frank Elm Invitational - 11-18-2016 to 11-20-2016

Real time results at www.besmarttinc.com

Follow Be Smartt Inc on Facebook!

Results

Women 800 Yard Freestyle Relay

7:05.68 D1Q

7:08.93 D1P

7:20.46 D2Q

7:42.49 D2P

Team	Relay	Seed Time	Finals Time	Points
1 U.S. Naval Academy-MD	A	7:28.92	7:21.82 D2P	64
1) Margroum, Kenzie A SR	2) r:0.20 Meyer, Charlotte SR	3) r:0.39 Lawson, Casey SO	4) r:0.50 Barber, Lauren SO	
25.55	54.08 (54.08)	1:23.54 (1:23.54)	1:52.00 (1:52.00)	
2:17.19 (25.19)	2:45.34 (53.34)	3:14.31 (1:22.31)	3:42.79 (1:50.79)	
4:07.16 (24.37)	4:34.64 (51.85)	5:03.88 (1:21.09)	5:33.21 (1:50.42)	
5:58.36 (25.15)	6:26.15 (52.94)	6:54.36 (1:21.15)	7:21.82 (1:48.61)	
2 Columbia University-MR	A	7:30.12	7:29.21 D2P	56
1) Wojdylo, Helen K FR	2) r:0.53 Boutant, Alice	3) r:0.53 Ashby, Mary SO	4) r:0.41 Antiles, Jessica SO	
26.28	54.62 (54.62)	1:23.69 (1:23.69)	1:52.25 (1:52.25)	
2:18.03 (25.78)	2:46.46 (54.21)	3:15.05 (1:22.80)	3:43.76 (1:51.51)	
4:08.93 (25.17)	4:37.49 (53.73)	5:06.62 (1:22.86)	5:35.88 (1:52.12)	
6:01.51 (25.63)	6:30.00 (54.12)	6:59.74 (1:23.86)	7:29.21 (1:53.33)	
3 James Madison University-VA	A	7:31.71	7:32.00 D2P	54
1) Zhang, Bonnie FR	2) r:0.41 MacMillan, Quinn JR	3) r:0.44 Parker, Katie JR	4) r:0.21 Gourdie, Emma FR	
26.19	54.54 (54.54)	1:23.03 (1:23.03)	1:50.96 (1:50.96)	
2:16.81 (25.85)	2:45.48 (54.52)	3:14.03 (1:23.07)	3:41.80 (1:50.84)	
4:09.13 (27.33)	4:38.61 (56.81)	5:07.69 (1:25.89)	5:36.08 (1:54.28)	
6:02.47 (26.39)	6:32.15 (56.07)	7:02.20 (1:26.12)	7:32.00 (1:55.92)	
4 U.S. Naval Academy-MD	B	7:43.47	7:32.16 D2P	52
1) Runge, Maddie R FR	2) r:0.26 Scudder, Erin FR	3) r:0.43 Ranzau, Emily JR	4) r:0.26 Kuenstler, Molly JR	
26.34	54.71 (54.71)	1:23.48 (1:23.48)	1:52.24 (1:52.24)	
2:17.50 (25.26)	2:45.73 (53.49)	3:14.96 (1:22.72)	3:44.07 (1:51.83)	
4:10.54 (26.47)	4:39.86 (55.79)	5:09.83 (1:25.76)	5:39.79 (1:55.72)	
6:04.84 (25.05)	6:33.12 (53.33)	7:02.54 (1:22.75)	7:32.16 (1:52.37)	
5 Rutgers University Swimming	A	7:32.32	7:32.65 D2P	50
1) Koprivova, Vera SO	2) r:0.31 Davis, Sarah FR	3) r:0.27 Moses, Meghan FR	4) r:0.24 Fabugais-Inaba, Alex	
26.03	54.00 (54.00)	1:22.45 (1:22.45)	1:50.55 (1:50.55)	
2:17.01 (26.46)	2:46.44 (55.89)	3:15.76 (1:25.21)	3:44.44 (1:53.89)	
4:10.00 (25.56)	4:38.90 (54.46)	5:09.47 (1:25.03)	5:40.97 (1:56.53)	
6:06.75 (25.78)	6:35.28 (54.31)	7:04.31 (1:23.34)	7:32.65 (1:51.68)	
6 U.S. Naval Academy-MD	C	7:46.22	x7:32.73 D2P	
1) Warnimont, Ally R SO	2) r:0.50 Downing, Stephanie F3	3) r:0.26 Smith, Jenny JR	4) r:0.30 Walz, Delaney FR	
25.76	54.38 (54.38)	1:23.99 (1:23.99)	1:53.38 (1:53.38)	
2:19.95 (26.57)	2:48.64 (55.26)	3:18.09 (1:24.71)	3:47.14 (1:53.76)	
4:12.90 (25.76)	4:41.86 (54.72)	5:11.39 (1:24.25)	5:39.69 (1:52.55)	
6:04.87 (25.18)	6:33.31 (53.62)	7:03.08 (1:23.39)	7:32.73 (1:53.04)	
7 Liberty University-VA	A	7:39.39	7:36.19 D2P	48
1) Baker, Hannah M FR	2) r:0.48 Pond, Chelsea JR	3) r:0.37 Magnusson, Elizabeth4	4) r:0.51 Sall, Ashlee JR	
26.24	54.57 (54.57)	1:24.14 (1:24.14)	1:53.30 (1:53.30)	
2:19.95 (26.65)	2:49.16 (55.86)	3:18.68 (1:25.38)	3:48.11 (1:54.81)	
4:13.76 (25.65)	4:42.37 (54.26)	5:11.99 (1:23.88)	5:41.87 (1:53.76)	
6:08.45 (26.58)	6:37.38 (55.51)	7:07.00 (1:25.13)	7:36.19 (1:54.32)	
8 Northeastern University-NE	A	7:35.89	7:36.30 D2P	46
1) Ellis, Taylor M SR	2) r:0.49 Schnabel, Carly SO	3) r:0.07 Touchette-McGowan,	4) r:0.27 Wolf, Madeline SO	
26.14	54.71 (54.71)	1:24.11 (1:24.11)	1:53.48 (1:53.48)	
2:19.07 (25.59)	2:47.81 (54.33)	3:18.04 (1:24.56)	3:48.18 (1:54.70)	
4:13.48 (25.30)	4:42.42 (54.24)	5:12.53 (1:24.35)	5:42.93 (1:54.75)	
6:08.43 (25.50)	6:36.98 (54.05)	7:07.24 (1:24.31)	7:36.30 (1:53.37)	

**2016 Frank Elm Invitational - 11-18-2016 to 11-20-2016**Real time results at www.besmarttinc.com

Follow Be Smartt Inc on Facebook!

Results**(Women 800 Yard Freestyle Relay)**

Team	Relay	Seed Time	Finals Time	Points
9 Columbia University-MR	B	7:42.58	7:37.27 D2P	44
1) Noya, Arianna SO	2) r:0.15 O'Rourke, Kate JR	3) r:0.52 MacNamara, Clare FR	4) r:0.30 Pande, Malavika FR	
26.27	54.78 (54.78)	1:24.06 (1:24.06)	1:53.08 (1:53.08)	
2:17.47 (24.39)	2:45.48 (52.40)	3:15.27 (1:22.19)	3:45.30 (1:52.22)	
4:11.66 (26.36)	4:40.72 (55.42)	5:10.66 (1:25.36)	5:40.40 (1:55.10)	
6:05.44 (25.04)	6:34.56 (54.16)	7:05.65 (1:25.25)	7:37.27 (1:56.87)	
10 Northeastern University-NE	B	7:48.99	7:38.78 D2P	40
1) Domeier, Jordan T SR	2) r:0.30 Geiger, Rachael SR	3) r:0.46 Schlesinger, Sarah FR	4) r:0.23 Clark, Megan FR	
26.62	55.68 (55.68)	1:25.51 (1:25.51)	1:55.39 (1:55.39)	
2:21.54 (26.15)	2:50.73 (55.34)	3:20.98 (1:25.59)	3:51.20 (1:55.81)	
4:17.23 (26.03)	4:46.72 (55.52)	5:17.29 (1:26.09)	5:47.73 (1:56.53)	
6:12.09 (24.36)	6:39.97 (52.24)	7:09.37 (1:21.64)	7:38.78 (1:51.05)	
11 Rutgers University Swimming	B	7:52.40	7:41.81 D2P	34
1) Asselin, Chantal Y SR	2) r:0.46 Lawlor, Clare FR	3) r:0.27 Lee, Thomi JR	4) r:0.26 Stoppa, Francesca SO	
26.92	56.21 (56.21)	1:26.18 (1:26.18)	1:55.63 (1:55.63)	
2:15.42 (19.79)	2:50.74 (55.11)	3:20.77 (1:25.14)	3:50.10 (1:54.47)	
4:16.93 (26.83)	4:47.03 (56.93)	5:17.54 (1:27.44)	5:47.51 (1:57.41)	
6:13.45 (25.94)	6:42.74 (55.23)	7:12.54 (1:25.03)	7:41.81 (1:54.30)	
12 Liberty University-VA	B	7:51.56	7:42.45 D2P	32
1) Weber, Delia M SO	2) r:0.55 Noonan, Morgan JR	3) r:0.36 Finnigan, Alicia SO	4) r:0.67 Black, Shelby SO	
26.64	55.36 (55.36)	1:25.00 (1:25.00)	1:54.93 (1:54.93)	
2:21.61 (26.68)	2:50.97 (56.04)	3:21.27 (1:26.34)	3:51.36 (1:56.43)	
4:18.10 (26.74)	4:47.20 (55.84)	5:16.53 (1:25.17)	5:45.65 (1:54.29)	
6:12.86 (27.21)	6:42.26 (56.61)	7:12.76 (1:27.11)	7:42.45 (1:56.80)	
13 Wagner College-MR	A	7:52.89	7:42.66	30
1) McNichol, Maddie J JR	2) r:0.41 Hessing, Kirsty JR	3) r:0.27 DePuydt, Makenna FI	4) r:0.38 Moore, Emily FR	
26.76	55.65 (55.65)	1:25.30 (1:25.30)	1:55.31 (1:55.31)	
2:21.43 (26.12)	2:50.76 (55.45)	3:20.98 (1:25.67)	3:51.01 (1:55.70)	
4:17.24 (26.23)	4:46.67 (55.66)	5:16.71 (1:25.70)	5:46.84 (1:55.83)	
6:12.53 (25.69)	6:41.32 (54.48)	7:11.57 (1:24.73)	7:42.66 (1:55.82)	
14 Central Connecticut State Uni	A	7:25.80	7:42.87	28
1) Devers, Aidan G SO	2) r:0.18 Thomas, Sabree SR	3) r:0.26 Czulewicz, Lauren JR	4) r:0.42 Rasile, Christine SR	
27.16	56.34 (56.34)	1:26.21 (1:26.21)	1:55.41 (1:55.41)	
2:21.97 (26.56)	2:51.39 (55.98)	3:21.43 (1:26.02)	3:51.95 (1:56.54)	
4:17.82 (25.87)	4:47.31 (55.36)	5:17.47 (1:25.52)	5:47.50 (1:55.55)	
6:13.27 (25.77)	6:42.12 (54.62)	7:12.39 (1:24.89)	7:42.87 (1:55.37)	
15 James Madison University-VA	B	7:38.00	7:45.91	26
1) Adkins, Claire SR	2) r:0.18 Haddock, Logan JR	3) r:0.48 Darmody, Kristie FR	4) r:0.19 Tremols, Nina SR	
27.38	56.45 (56.45)	1:25.56 (1:25.56)	1:54.64 (1:54.64)	
2:20.99 (26.35)	2:50.63 (55.99)	3:21.25 (1:26.61)	3:52.13 (1:57.49)	
4:18.65 (26.52)	4:48.02 (55.89)	5:18.09 (1:25.96)	5:47.81 (1:55.68)	
6:14.74 (26.93)	6:45.23 (57.42)	7:15.86 (1:28.05)	7:45.91 (1:58.10)	
16 U.S. Naval Academy-MD	E	7:52.83	x7:47.04	
1) Bonfilio, Alex P FR	2) r:0.31 Cole, Kathryn FR	3) r:0.23 Greenberg, Lauren SC	4) r:0.24 Resconich, Mckenna I	
27.06	57.00 (57.00)	1:28.20 (1:28.20)	1:59.45 (1:59.45)	
2:25.69 (26.24)	2:55.32 (55.87)	3:25.64 (1:26.19)	3:55.34 (1:55.89)	
4:21.01 (25.67)	4:49.76 (54.42)	5:19.25 (1:23.91)	5:48.83 (1:53.49)	
6:15.19 (26.36)	6:44.59 (55.76)	7:15.39 (1:26.56)	7:47.04 (1:58.21)	

**2016 Frank Elm Invitational - 11-18-2016 to 11-20-2016**Real time results at www.besmarttinc.com

Follow Be Smartt Inc on Facebook!

Results**(Women 800 Yard Freestyle Relay)**

Team	Relay	Seed Time	Finals Time	Points
17 U.S. Naval Academy-MD	D	7:50.11	x7:49.70	
1) Deglau, Ellie N SO	2) r:0.12 O'Malley, Lauren SO	3) r:0.26 Motter, Megan FR	4) r:0.27 Miller, Jamie FR	
27.08	56.43 (56.43)	1:26.98 (1:26.98)	1:57.40 (1:57.40)	
2:22.94 (25.54)	2:52.54 (55.14)	3:23.73 (1:26.33)	3:55.75 (1:58.35)	
4:21.81 (26.06)	4:51.57 (55.82)	5:22.21 (1:26.46)	5:52.93 (1:57.18)	
6:18.95 (26.02)	6:48.29 (55.36)	7:18.78 (1:25.85)	7:49.70 (1:56.77)	
18 Wagner College-MR	B	8:01.22	7:49.84	24
1) Camacho, Leah K JR	2) r:0.44 Boston, Kelli FR	3) r:0.04 Macneil, Paige FR	4) r:0.20 Upston, Stephanie SO	
27.39	56.43 (56.43)	1:26.15 (1:26.15)	1:56.10 (1:56.10)	
2:22.76 (26.66)	2:52.69 (56.59)	3:23.63 (1:27.53)	3:54.30 (1:58.20)	
4:20.80 (26.50)	4:50.24 (55.94)	5:20.74 (1:26.44)	5:51.39 (1:57.09)	
6:17.88 (26.49)	6:47.67 (56.28)	7:18.42 (1:27.03)	7:49.84 (1:58.45)	
19 Central Connecticut State Uni	B	7:57.02	7:52.16	22
1) Maercklein, Erika R FR	2) r:0.18 Gomez, Valentina FR	3) r:0.19 Moriarty, Grace SO	4) r:0.43 Fredricks, Alexis FR	
26.11	55.44 (55.44)	1:26.92 (1:26.92)	1:58.32 (1:58.32)	
2:24.89 (26.57)	2:54.31 (55.99)	3:24.65 (1:26.33)	3:54.92 (1:56.60)	
4:21.74 (26.82)	4:51.85 (56.93)	5:23.03 (1:28.11)	5:54.47 (1:59.55)	
6:21.05 (26.58)	6:51.29 (56.82)	7:21.91 (1:27.44)	7:52.16 (1:57.69)	
20 James Madison University-VA	C	7:40.09	x7:53.09	
1) Long, Kelly A SO	2) r:0.46 Lagod, Hannah FR	3) r:0.50 Barney, Katie JR	4) r:0.19 Gring, Mackenzie FR	
26.75	56.64 (56.64)	1:27.36 (1:27.36)	1:57.91 (1:57.91)	
2:24.85 (26.94)	2:55.26 (57.35)	3:25.96 (1:28.05)	3:56.39 (1:58.48)	
4:22.68 (26.29)	4:51.84 (55.45)	5:22.81 (1:26.42)	5:53.96 (1:57.57)	
6:20.51 (26.55)	6:50.49 (56.53)	7:21.80 (1:27.84)	7:53.09 (1:59.13)	
21 Central Connecticut State Uni	C	8:07.16	x7:56.64	
1) Garber, Maddy L JR	2) r:+0.0 Fredricks, Grace FR	3) r:+0.0 Troy, Kaitlyn SO	4) r:0.23 Awiszus, Maeve JR	
26.85	57.12 (57.12)	1:28.56 (1:28.56)	1:59.82 (1:59.82)	
2:26.38 (26.56)	2:56.84 (57.02)	3:27.80 (1:27.98)	3:59.32 (1:59.50)	
4:25.48 (26.16)	4:55.69 (56.37)	5:27.24 (1:27.92)	5:58.33 (1:59.01)	
6:24.64 (26.31)	6:54.64 (56.31)	7:25.21 (1:26.88)	7:56.64 (1:58.31)	
--- Rutgers University Swimming	C	7:55.61	SCR	
--- Long Island University Post-M	A	7:38.50	SCR	
--- Columbia University-MR	C	7:49.21	SCR	
--- James Madison University-VA	D	NT	SCR	
--- Rutgers University Swimming	D	NT	SCR	

**2016 Frank Elm Invitational - 11-18-2016 to 11-20-2016****Real time results at www.besmarttinc.com****Follow Be Smartt Inc on Facebook!****Results****Women 200 Yard Medley Relay****1:37.21 D1Q****1:37.71 D1P****1:40.65 D2Q****1:45.69 D2P**

Team	Relay	Seed Time	Finals Time	Points
1 Columbia University-MR	A	1:43.54	1:41.26 D2P	64
1) Ashby, Mary A SO	2) r:0.18 Shahar, Jennifer SR	3) r:0.29 Samson, Julia FR	4) r:0.04 Boutant, Alice	
25.96	53.67 (27.71)	1:18.54 (24.87)	1:41.26 (22.72)	
2 Rutgers University Swimming	A	1:44.04	1:41.47 D2P	56
1) Koprivova, Vera SO	2) r:0.31 Stoddard, Rachel SR	3) r:0.21 Stoppa, Francesca SO	4) r:0.30 Lawlor, Clare FR	
25.88	53.93 (28.05)	1:18.44 (24.51)	1:41.47 (23.03)	
3 Northeastern University-NE	A	1:44.06	1:41.61 D2P	54
1) Leong, Christine J JR	2) r:0.19 Ellis, Taylor SR	3) r:0.15 Touchette-McGowan,	4) r:0.07 Clark, Megan FR	
26.47	54.66 (28.19)	1:19.37 (24.71)	1:41.61 (22.24)	
4 U.S. Naval Academy-MD	A	1:45.31	1:43.00 D2P	52
1) Graeff, Elizabeth M JR	2) r:0.38 Barber, Lauren SO	3) r:0.25 Briant, Hannah SO	4) r:0.35 Margroum, Kenzie SR	
26.15	55.09 (28.94)	1:20.08 (24.99)	1:43.00 (22.92)	
5 Wagner College-MR	A	1:46.11	1:43.78 D2P	50
1) Nihipali, Anu H SR	2) r:0.25 Claesson, Katja SR	3) r:0.41 Gustafsson, Andrea S	4) r:0.23 Eastman, Kelsey FR	
25.62	54.82 (29.20)	1:20.39 (25.57)	1:43.78 (23.39)	
6 Columbia University-MR	B	1:45.89	1:44.41 D2P	48
1) O'Rourke, Kate M JR	2) r:0.33 Wojdylo, Helen FR	3) r:0.24 Patrick, Trudiann SR	4) r:0.32 Antiles, Jessica SO	
26.18	55.15 (28.97)	1:20.59 (25.44)	1:44.41 (23.82)	
7 Central Connecticut State Uni	A	1:41.99	1:44.42 D2P	46
1) Fredricks, Alexis E FR	2) r:0.22 Garber, Maddy JR	3) r:0.33 Thomas, Sabree SR	4) r:0.35 Rasile, Christine SR	
27.13	55.32 (28.19)	1:21.48 (26.16)	1:44.42 (22.94)	
8 Liberty University-VA	A	1:44.41	1:44.66 D2P	44
1) Hoeve, Rachel J JR	2) r:0.18 Rooker, Prudence JR	3) r:0.27 Weiss, Brittany FR	4) r:0.23 Baker, Hannah FR	
26.77	55.77 (29.00)	1:21.52 (25.75)	1:44.66 (23.14)	
9 U.S. Naval Academy-MD	B	1:45.98	1:44.98 D2P	40
1) Warnimont, Ally R SO	2) r:0.33 Gillcrist, Hanna SR	3) r:0.48 Walz, Delaney FR	4) r:0.29 Morrell, Olivia SR	
26.92	55.55 (28.63)	1:21.55 (26.00)	1:44.98 (23.43)	
10 Rutgers University Swimming	B	1:46.28	1:45.01 D2P	34
1) Nabhan, Nadia K FR	2) r:0.09 Neilan, Larissa JR	3) r:0.07 Davis, Sarah FR	4) r:0.20 Kiely, Meghan SR	
27.40	56.82 (29.42)	1:21.69 (24.87)	1:45.01 (23.32)	
11 Northeastern University-NE	B	1:48.00	1:45.67 D2P	32
1) Smith, Sidney O FR	2) r:0.38 Schaefer, Miriam FR	3) r:0.36 Lanker, Delaney SR	4) r:0.22 Schnabel, Carly SO	
26.82	56.11 (29.29)	1:22.03 (25.92)	1:45.67 (23.64)	
12 U.S. Naval Academy-MD	C	1:48.13	x1:46.17	
1) Lawson, Casey J SO	2) r:0.25 Macisaac, Elyse FR	3) r:0.61 Harrington, Kelly FR	4) r:0.21 Kuenstler, Molly JR	
26.99	56.81 (29.82)	1:22.28 (25.47)	1:46.17 (23.89)	
13 Long Island University Post-N	A	1:46.50	1:46.19	30
1) Bendfeldt, Laura JR	2) r:0.14 Johnstone, Caitlin SO	3) r:0.34 Sparrman, Tove FR	4) r:0.22 Kvarnemar, Elin SO	
26.38	55.98 (29.60)	1:21.99 (26.01)	1:46.19 (24.20)	
14 Columbia University-MR	C	1:47.54	x1:46.48	
1) Zhang, Lisa C FR	2) r:0.12 Frick, Celia SR	3) r:0.33 Shen, Michelle SO	4) r:0.09 Fang, Elisa FR	
26.73	56.33 (29.60)	1:22.63 (26.30)	1:46.48 (23.85)	
15 Liu Brooklyn Blackbirds-MR	A	1:51.55	1:47.36	28
1) Meyers, Nathalie M SO	2) r:0.27 Jefferies, Danielle SO	3) r:0.49 Kashyrina, Oleksandr	4) r:0.23 Vega, Briana FR	
28.01	58.46 (30.45)	1:23.88 (25.42)	1:47.36 (23.48)	



2016 Frank Elm Invitational - 11-18-2016 to 11-20-2016

Real time results at www.besmarttinc.com

Follow Be Smartt Inc on Facebook!

Results

(Women 200 Yard Medley Relay)

Team	Relay	Seed Time	Finals Time	Points
16 Wagner College-MR	B	1:49.00	1:47.37	26
1) Macneil, Paige K FR	2) r:-0.15 D'Allegro, Jenna FR	3) r:0.18 Hessing, Kirsty JR	4) r:0.02 DePuydt, Makenna FF	
27.85	57.96 (30.11)	1:23.03 (25.07)	1:47.37 (24.34)	
17 Liberty University-VA	B	1:47.81	1:47.55	24
1) Tschoke, Victoria E SR	2) r:0.49 Hodges, Rickilee SO	3) r:0.37 Mauzy, Ashley SO	4) r:0.28 Donlin, Colleen FR	
27.48	57.59 (30.11)	1:23.91 (26.32)	1:47.55 (23.64)	
18 Columbia University-MR	D	1:52.36	x1:47.59	
1) Pande, Malavika FR	2) r:0.42 Berridge, Scottie FR	3) r:0.06 Ghali, Miriyam SO	4) r:0.26 Richter, Audrey FR	
27.33	57.57 (30.24)	1:23.63 (26.06)	1:47.59 (23.96)	
19 Central Connecticut State Uni	B	1:48.00	1:47.61	22
1) Troy, Kaitlyn E SO	2) r:0.23 Maercklein, Erika FR	3) r:0.28 Poole, Tori SO	4) r:0.27 Czulewicz, Lauren JR	
27.13	57.26 (30.13)	1:23.88 (26.62)	1:47.61 (23.73)	
20 U.S. Naval Academy-MD	D	1:49.55	x1:47.94	
1) Hoiles, Alex K JR	2) r:0.08 Bailey, Brooke SO	3) r:0.26 Scudder, Erin FR	4) r:0.34 Quintero, Dominique	
27.52	57.90 (30.38)	1:23.59 (25.69)	1:47.94 (24.35)	
21 James Madison University-VA	A	1:45.76	1:48.58	18
1) Ortman, Abby JR	2) r:0.13 Parker, Katie JR	3) r:0.23 Tremols, Nina SR	4) r:0.45 Zhang, Bonnie FR	
27.51	58.40 (30.89)	1:24.47 (26.07)	1:48.58 (24.11)	
22 James Madison University-VA	B	1:48.03	1:48.64	14
1) Haddock, Logan C JR	2) r:0.45 Marsh, Megan FR	3) r:0.22 Gring, Mackenzie FR	4) r:0.14 MacMillan, Quinn JR	
28.06	57.97 (29.91)	1:24.52 (26.55)	1:48.64 (24.12)	
23 Northeastern University-NE	C	1:50.21	x1:49.34	
1) Chu, Kierstin E SO	2) r:0.22 Palkovic, Amit JR	3) r:0.53 James, Paris FR	4) r:0.44 Green, Rachel SR	
28.16	58.70 (30.54)	1:25.17 (26.47)	1:49.34 (24.17)	
24 U.S. Naval Academy-MD	E	1:50.61	x1:49.59	
1) Donnelly, Lucia K SO	2) r:0.16 O'Malley, Lauren SO	3) r:0.44 Keehn, Sammie SO	4) r:0.28 Hetzer, Nicole SR	
27.94	58.41 (30.47)	1:25.26 (26.85)	1:49.59 (24.33)	
25 Liberty University-VA	C	1:51.32	x1:50.02	
1) Boothe, Danielle A JR	2) r:0.42 Weigner, Morgan SO	3) r:0.69 Black, Shelby SO	4) r:0.41 Pond, Chelsea JR	
27.44	59.58 (32.14)	1:25.85 (26.27)	1:50.02 (24.17)	
26 James Madison University-VA	C	1:51.19	x1:50.54	
1) Gourdie, Emma L FR	2) r:0.38 Murphy, Maddy SR	3) r:0.22 DiSilvestro, Brianna J	4) r:0.31 Barney, Katie JR	
27.76	59.76 (32.00)	1:26.50 (26.74)	1:50.54 (24.04)	
27 Central Connecticut State Uni	C	1:49.00	x1:50.89	
1) Awiszus, Maeve E JR	2) r:0.35 Demers, Kailey SO	3) r:0.20 Mann, Katelyn FR	4) r:0.23 Fredricks, Grace FR	
28.19	59.48 (31.29)	1:26.02 (26.54)	1:50.89 (24.87)	
28 James Madison University-VA	D	NT	x1:53.10	
1) Adkins, Claire SR	2) r:0.47 Pierce, Jessica FR	3) r:0.65 Lagod, Hannah FR	4) r:0.34 Darmody, Kristie FR	
29.35	1:00.75 (31.40)	1:27.86 (27.11)	1:53.10 (25.24)	
29 Liberty University-VA	D	1:53.45	x1:59.13	
1) Allen, Caroline F FR	2) r:0.42 Null, Siani SO	3) r:0.47 Lynch, Corri Lynn FR	4) r:0.36 Jordan, Dani SO	
29.60	1:04.79 (35.19)	1:33.73 (28.94)	1:59.13 (25.40)	
--- Wagner College-MR	C	1:52.32	DQ	
Early take-off swimmer #2				
1) Moore, Emily T FR	2) r:-0.01 Higgins, Colleen FR	3) r:0.31 Finn, Erin JR	4) r:0.30 McNichol, Maddie JR	
26.97	58.06 (31.09)	1:24.22 (26.16)	DQ (24.21)	
--- Rutgers University Swimming	D	NT	SCR	
--- Rutgers University Swimming	C	1:51.05	SCR	
--- Central Connecticut State Uni	E	1:55.00	SCR	
--- Central Connecticut State Uni	D	1:50.00	SCR	



2016 Frank Elm Invitational - 11-18-2016 to 11-20-2016

Real time results at www.besmarttinc.com

Follow Be Smartt Inc on Facebook!

Results

Women 400 Yard Medley Relay

3:33.40 D1Q

3:34.96 D1P

3:39.60 D2Q

3:50.58 D2P

Team	Relay	Seed Time	Finals Time	Points
1 Rutgers University Swimming	A	3:45.51	3:40.77 D2P	64
1) Koprivova, Vera SO	2) r:0.19 Stoddard, Rachel SR	3) r:0.41 Stoppa, Francesca SO	4) r:0.04 Fabugais-Inaba, Alex	
26.67	54.76 (54.76)	1:22.89 (28.13)	1:55.93 (1:01.17)	
2:21.09 (25.16)	2:49.86 (53.93)	3:14.35 (24.49)	3:40.77 (50.91)	
2 Northeastern University-NE	A	3:49.74	3:44.26 D2P	56
1) Leong, Christine J JR	2) r:0.09 Ellis, Taylor SR	3) r:0.15 Touchette-McGowan,	4) r:0.10 Clark, Megan FR	
27.46	56.84 (56.84)	1:25.73 (28.89)	1:59.32 (1:02.48)	
2:24.55 (25.23)	2:55.17 (55.85)	3:18.51 (23.34)	3:44.26 (49.09)	
3 U.S. Naval Academy-MD	A	3:48.87	3:45.72 D2P	54
1) O'Reilly, Kaitlyn M JR	2) r:0.46 Barber, Lauren SO	3) r:0.41 Walz, Delaney FR	4) r:0.26 Margroum, Kenzie SR	
27.15	56.31 (56.31)	1:25.44 (29.13)	1:58.55 (1:02.24)	
2:24.62 (26.07)	2:54.58 (56.03)	3:19.02 (24.44)	3:45.72 (51.14)	
4 Columbia University-MR	A	3:45.10	3:45.79 D2P	52
1) Ashby, Mary A SO	2) r:0.14 Shahar, Jennifer SR	3) r:0.33 Samson, Julia FR	4) r:0.17 Boutant, Alice	
27.05	56.52 (56.52)	1:25.45 (28.93)	1:59.58 (1:03.06)	
2:26.03 (26.45)	2:56.11 (56.53)	3:19.79 (23.68)	3:45.79 (49.68)	
5 Central Connecticut State Uni	A	3:45.06	3:46.20 D2P	50
1) Fredricks, Alexis E FR	2) r:0.15 Garber, Maddy JR	3) r:0.18 Thomas, Sabree SR	4) r:0.50 Rasile, Christine SR	
27.82	57.31 (57.31)	1:26.08 (28.77)	1:58.87 (1:01.56)	
2:25.31 (26.44)	2:55.84 (56.97)	3:20.03 (24.19)	3:46.20 (50.36)	
6 Wagner College-MR	A	3:54.35	3:48.04 D2P	48
1) Nihipali, Anu H SR	2) r:0.33 Claesson, Katja SR	3) r:0.43 Gustafsson, Andrea S	4) r:0.34 Hessing, Kirsty JR	
27.08	55.94 (55.94)	1:25.30 (29.36)	1:59.48 (1:03.54)	
2:25.64 (26.16)	2:56.17 (56.69)	3:20.58 (24.41)	3:48.04 (51.87)	
7 U.S. Naval Academy-MD	B	3:52.91	3:49.71 D2P	46
1) Graeff, Elizabeth M JR	2) r:0.14 Gillcrist, Hanna SR	3) r:0.38 Greenberg, Lauren S	4) r:0.41 Morrell, Olivia SR	
27.49	57.20 (57.20)	1:27.57 (30.37)	2:02.64 (1:05.44)	
2:29.02 (26.38)	2:59.08 (56.44)	3:23.60 (24.52)	3:49.71 (50.63)	
8 U.S. Naval Academy-MD	C	3:54.19	x3:50.51 D2P	
1) Warnimont, Ally R SO	2) r:0.48 Macisaac, Elyse FR	3) r:0.28 Scudder, Erin FR	4) r:0.25 Kuenstler, Molly JR	
27.82	56.73 (56.73)	1:26.67 (29.94)	2:01.55 (1:04.82)	
2:28.05 (26.50)	2:58.70 (57.15)	3:23.34 (24.64)	3:50.51 (51.81)	
9 Columbia University-MR	B	3:51.22	3:50.70	44
1) Zhang, Lisa C FR	2) r:0.30 Wojdylo, Helen FR	3) r:0.22 Patrick, Trudiann SR	4) r:0.23 O'Rourke, Kate JR	
28.27	57.01 (57.01)	1:27.20 (30.19)	2:02.19 (1:05.18)	
2:28.93 (26.74)	2:59.98 (57.79)	3:23.77 (23.79)	3:50.70 (50.72)	
10 Rutgers University Swimming	B	3:54.08	3:51.46	40
1) Lawlor, Clare FR	2) r:0.09 Neilan, Larissa JR	3) r:0.43 Davis, Sarah FR	4) r:0.26 Moses, Meghan FR	
27.86	57.14 (57.14)	1:27.10 (29.96)	2:02.15 (1:05.01)	
2:28.39 (26.24)	2:59.37 (57.22)	3:24.18 (24.81)	3:51.46 (52.09)	
11 Liberty University-VA	A	3:51.81	3:51.47	34
1) Tschoke, Victoria E SR	2) r:0.23 Rooker, Prudence JR	3) r:0.49 Weiss, Brittany FR	4) r:0.20 Hoeve, Rachel JR	
28.10	58.47 (58.47)	1:28.08 (29.61)	2:02.33 (1:03.86)	
2:29.05 (26.72)	3:00.42 (58.09)	3:24.36 (23.94)	3:51.47 (51.05)	
12 James Madison University-VA	B	3:54.82	3:51.67	32
1) Warhol, MaryElizabeth SR	2) r:0.32 Marsh, Megan FR	3) r:0.63 Breeger, Jillian SO	4) r:0.13 MacMillan, Quinn JR	
28.24	57.93 (57.93)	1:28.34 (30.41)	2:03.00 (1:05.07)	
2:29.89 (26.89)	3:00.81 (57.81)	3:25.02 (24.21)	3:51.67 (50.86)	

**2016 Frank Elm Invitational - 11-18-2016 to 11-20-2016**Real time results at www.besmarttinc.com

Follow Be Smartt Inc on Facebook!

Results**(Women 400 Yard Medley Relay)**

Team	Relay	Seed Time	Finals Time	Points
13 Northeastern University-NE	B	3:53.88	3:52.42	30
1) Smith, Sidney O FR	2) r:0.60 Schaefer, Miriam FR	3) r:0.38 Lanker, Delaney SR	4) r:0.53 Schnabel, Carly SO	
28.06 58.36 (58.36)	1:28.40 (30.04)	2:02.69 (1:04.33)		
2:28.94 (26.25)	2:59.16 (56.47)	3:24.19 (25.03)	3:52.42 (53.26)	
14 James Madison University-VA	A	3:49.47	3:52.82	28
1) Ortman, Abby JR	2) r:0.09 Parker, Katie JR	3) r:0.16 Clarke, Courtney JR	4) r:0.31 Zhang, Bonnie FR	
27.94 57.85 (57.85)	1:28.37 (30.52)	2:03.33 (1:05.48)		
2:30.03 (26.70)	3:01.97 (58.64)	3:26.35 (24.38)	3:52.82 (50.85)	
15 Liberty University-VA	B	3:57.85	3:53.39	26
1) Boothe, Danielle A JR	2) r:0.41 Hodges, Rickilee SO	3) r:0.29 Finnigan, Alicia SO	4) r:0.47 Baker, Hannah FR	
28.52 59.33 (59.33)	1:29.80 (30.47)	2:05.49 (1:06.16)		
2:32.02 (26.53)	3:02.15 (56.66)	3:26.70 (24.55)	3:53.39 (51.24)	
16 Long Island University Post-N	A	3:51.50	3:53.42	24
1) Fuller, Karis SO	2) r:0.38 Johnstone, Caitlin SO	3) r:0.30 Sparrman, Tove FR	4) r:+0.0 Bendfeldt, Laura JR	
28.13 57.68 (57.68)	1:28.35 (30.67)	2:04.06 (1:06.38)		
2:30.24 (26.18)	3:02.25 (58.19)	3:26.39 (24.14)	3:53.42 (51.17)	
17 Central Connecticut State Uni	B	3:54.29	3:53.57	22
1) Troy, Kaitlyn E SO	2) r:0.11 Maercklein, Erika FR	3) r:0.68 Ward, Lisa SR	4) r:0.28 Czulewicz, Lauren JR	
27.78 57.39 (57.39)	1:27.44 (30.05)	2:03.07 (1:05.68)		
2:30.02 (26.95)	3:01.33 (58.26)	3:25.89 (24.56)	3:53.57 (52.24)	
18 U.S. Naval Academy-MD	D	3:58.25	x3:54.11	
1) Hoiles, Alex K JR	2) r:0.21 Bailey, Brooke SO	3) r:0.40 Harrington, Kelly FR	4) r:0.27 Hetzer, Nicole SR	
28.20 59.08 (59.08)	1:29.81 (30.73)	2:04.92 (1:05.84)		
2:30.29 (25.37)	3:00.96 (56.04)	3:25.79 (24.83)	3:54.11 (53.15)	
19 Liu Brooklyn Blackbirds-MR	A	3:57.23	3:54.75	18
1) Meyers, Nathalie M SO	2) r:0.41 Carrigan, Mads SO	3) r:0.44 Jefferies, Danielle SO	4) r:0.30 Vega, Briana FR	
28.62 58.44 (58.44)	1:29.71 (31.27)	2:05.82 (1:07.38)		
2:32.50 (26.68)	3:02.68 (56.86)	3:26.85 (24.17)	3:54.75 (52.07)	
20 Columbia University-MR	C	3:58.33	x3:54.76	
1) Pande, Malavika FR	2) r:0.41 Berridge, Scottie FR	3) r:0.56 Shen, Michelle SO	4) r:0.16 Fang, Elisa FR	
28.10 58.45 (58.45)	1:28.90 (30.45)	2:03.77 (1:05.32)		
2:30.36 (26.59)	3:01.34 (57.57)	3:26.28 (24.94)	3:54.76 (53.42)	
21 Wagner College-MR	B	3:56.00	3:56.95	14
1) Moore, Emily T FR	2) r:0.28 Mulcahy, Kaitlyn FR	3) r:0.23 Camacho, Leahy JR	4) r:0.31 Eastman, Kelsey FR	
28.11 58.51 (58.51)	1:29.99 (31.48)	2:06.11 (1:07.60)		
2:32.78 (26.67)	3:04.00 (57.89)	3:28.61 (24.61)	3:56.95 (52.95)	
22 Northeastern University-NE	C	3:58.28	x3:57.49	
1) Chu, Kierstin E SO	2) r:0.22 Bjork, Tove SR	3) r:0.43 James, Paris FR	4) r:0.57 Spear, Lena FR	
28.38 59.16 (59.16)	1:30.47 (31.31)	2:06.34 (1:07.18)		
2:32.87 (26.53)	3:04.17 (57.83)	3:29.56 (25.39)	3:57.49 (53.32)	
23 Central Connecticut State Uni	C	4:01.30	x3:58.60	
1) Devers, Aidan G SO	2) r:0.18 Demers, Kailey SO	3) r:0.12 Gomez, Valentina FR	4) r:0.37 Poole, Tori SO	
28.88 58.29 (58.29)	1:29.37 (31.08)	2:05.15 (1:06.86)		
2:32.46 (27.31)	3:03.97 (58.82)	3:29.56 (25.59)	3:58.60 (54.63)	
24 James Madison University-VA	C	3:57.90	x3:58.87	
1) Gourdie, Emma L FR	2) r:0.32 Pierce, Jessica FR	3) r:0.38 Massey, Maddie JR	4) r:0.35 Darmody, Kristie FR	
28.67 59.02 (59.02)	1:30.22 (31.20)	2:05.79 (1:06.77)		
2:33.08 (27.29)	3:04.71 (58.92)	3:30.51 (25.80)	3:58.87 (54.16)	
25 U.S. Naval Academy-MD	E	3:59.66	x3:59.71	
1) Miller, Jamie C FR	2) r:0.36 Scott, Emma SO	3) r:0.25 Garies, Gus JR	4) r:0.07 Quintero, Dominique	
28.75 58.66 (58.66)	1:30.93 (32.27)	2:07.64 (1:08.98)		
2:35.46 (27.82)	3:07.33 (59.69)	3:32.37 (25.04)	3:59.71 (52.38)	

**2016 Frank Elm Invitational - 11-18-2016 to 11-20-2016**Real time results at www.besmarttinc.com

Follow Be Smartt Inc on Facebook!

Results**(Women 400 Yard Medley Relay)**

Team	Relay	Seed Time	Finals Time	Points
26 Columbia University-MR	D	NT	x4:00.04	
1) Ables, Kelsey S JR	2) r:0.40 Papsco, Nicole JR	3) r:0.26 Rakovec, Maureen SC	4) r:-0.11 Ghali, Miriyam SO	
28.81 58.98 (58.98)	1:30.26 (31.28)	2:06.04 (1:07.06)		
2:33.67 (27.63) 3:06.04 (1:00.00)	3:31.52 (25.48)	4:00.04 (54.00)		
27 James Madison University-VA	D	NT	x4:00.17	
1) Haddock, Logan C JR	2) r:0.40 Murphy, Maddy SR	3) r:0.20 DiSilvestro, Brianna J	4) r:0.56 Barney, Katie JR	
28.60 59.59 (59.59)	1:31.35 (31.76)	2:07.08 (1:07.49)		
2:34.37 (27.29) 3:06.95 (59.87)	3:32.42 (25.47)	4:00.17 (53.22)		
28 Central Connecticut State Uni	D	4:03.72	x4:00.99	
1) Awiszus, Maeve E JR	2) r:0.42 Regan, Grace FR	3) r:0.21 Mann, Katelyn FR	4) r:0.22 Fredricks, Grace FR	
29.48 1:00.17 (1:00.17)	1:31.66 (31.49)	2:07.61 (1:07.44)		
2:34.21 (26.60) 3:07.05 (59.44)	3:32.50 (25.45)	4:00.99 (53.94)		
29 Central Connecticut State Uni	E	4:14.84	x4:04.25	
1) Czulewicz, Stephanie L SR	2) r:0.07 Kendall, Keelin FR	3) r:0.40 Moriarty, Grace SO	4) r:0.14 St Pierre, Julia SR	
29.14 59.73 (59.73)	1:30.74 (31.01)	2:07.66 (1:07.93)		
2:35.84 (28.18) 3:09.01 (1:01.35)	3:35.22 (26.21)	4:04.25 (55.24)		
--- Rutgers University Swimming	C	3:58.21	DQ	
Early take-off swimmer #4				
1) Nabhan, Nadia K FR	2) r:0.47 Saunders, Abbey SO	3) r:0.30 Lee, Thomi JR	4) r:-0.16 Kiely, Meghan SR	
28.07 57.69 (57.69)	1:29.26 (31.57)	2:05.06 (1:07.37)		
2:32.49 (27.43) 3:04.72 (59.66)	3:29.26 (24.54)	DQ (51.85)		
--- Liberty University-VA	C	4:01.05	DQ	
Early take-off swimmer #3				
1) Allen, Caroline F FR	2) r:0.41 Lynch, Taylor FR	3) r:-0.07 Mauzy, Ashley SO	4) r:0.52 Pond, Chelsea JR	
29.24 1:01.36 (1:01.36)	1:33.55 (32.19)	2:10.89 (1:09.53)		
2:36.98 (26.09) 3:09.10 (58.21)	3:33.91 (24.81)	DQ (52.36)		
--- Rutgers University Swimming	D	NT	SCR	



2016 Frank Elm Invitational - 11-18-2016 to 11-20-2016

Real time results at www.besmarttinc.com

Follow Be Smartt Inc on Facebook!

Team Rankings - Through Event 20

Women - Team Scores

Place	School		Points
1	U.S. Naval Academy	U.S. Naval Academy	1,804.50
2	Columbia University	Columbia University	1,233
3	Northeastern University	Northeastern University	1,194.50
4	Rutgers University Swimming	Rutgers University Swimming	1,057.50
5	Central Connecticut State Univ	Central Connecticut State Univ	770
6	Wagner College	Wagner College	753.50
7	Liberty University	Liberty University	729
8	James Madison University	James Madison University	447
9	Liu Brooklyn Blackbirds	Liu Brooklyn Blackbirds	343
10	Long Island University Post	Long Island University Post	280
Total			8,612.00