

**2012-13 Schedule/Results**  
**9-11, 3-5 BSC**

**NOVEMBER (2-3)**

10	\$ St. Andrews	W, 80-48
13	at Indiana State	L, 66-55
17	Virginia Commonwealth	L, 90-54
20	Lenoir-Rhyne	W, 59-35
28	at Wofford	L, 70-55

**DECEMBER (4-2)**

1	at James Madison	L, 71-61
4	Brevard College	W, 77-54
15	at Ohio	W, 50-49
18	at Ohio State	L, 65-55
22	at Auburn	W, 74-67
30	Hampton	W, 50-43

**JANUARY (3-6)**

2	North Carolina Central	L, 64-57
5	* High Point	L, 74-61
9	* at Charleston Southern	L, 75-63
12	* at VMI	L, 72-54
16	* Presbyterian College	W, 62-51
19	* at Campbell (ESPN3)	L, 63-59
23	* Gardner-Webb	W, 61-55
26	* at Radford	L, 58-57
30	* Coastal Carolina	W, 61-48

**FEBRUARY(0-0)**

2	* Liberty (MASN)	7:00
6	* at UNC Asheville	7:00
9	* Longwood	4:00
13	* Charleston Southern	7:00
16	* at Presbyterian College	7:00
19	* at Gardner-Webb	7:00
23	ESPN Bracketbuster	TBA
27	* at Coastal Carolina	7:00

**MARCH (0-0)**

2	* UNC Asheville (ESPN3)	4:00
5-10	# Big South Tourney	TBA

\* Big South Conference Game

# Big South Tournament (Conway, SC)

\$ Homecoming

Feb. 9 and Mar. 2 are doubleheader games with women's basketball

**2012-13 MEN'S BASKETBALL GAME NOTES**

**WINTHROP VS. LIBERTY**

**SATURDAY, FEB. 2, 2013, 7:00 P.M.**

**ROCK HILL, SC**

**WINTHROP COLISEUM**



**WINTHROP (9-11, 3-5 BSC ) PROBABLE STARTERS**

No.	Name	Pos.	Ht.	Yr.	Ppg	Rpg	A	S	B	G/GS
3	Andre Smith	G	5-10	So.	9.1	3.2	41	25	0	20/18
4	Joab Jerome	G/F	6-5	Jr.	8.3	4.7	49	16	5	19/17
12	James Bourne	F	6-8	So.	6.1	4.0	6	11	3	20/19
15	Derrick Henry	G	6-2	So.	11.7	2.4	32	9	0	20/14
23	Larry Brown	F	6-6	So.	5.7	6.0	10	24	17	20/18

**Off The Bench**

2	Gideon Gamble	G	6-7	R-Sr.	10.0	3.7	29	8	10	20/10
11	Reggie King	G	6-2	Sr.	0.7	1.2	6	2	0	13/2
14	Shola Diop	F/C	6-9	Sr.	2.0	1.7	1	1	2	20/0
20	Donovan Carter	F	6-5	Jr.	0.0	0.0	0	0	0	4/0
21	Torrell Priest	G	6-0	Sr.	n/a	n/a	n/a	n/a	n/a	0/0
22	Steve Johnson	C	6-8	Jr.	3.0	2.9	8	5	1	19/2
31	Tevin Prescott	F	6-5	Fr.	0.6	0.2	0	1	2	5/0
34	Christian Farmer	G	6-5	Jr.	6.0	0.7	6	3	1	15/0

**WINTHROP GAME PREVIEW**

The Eagles look for their second straight win for the first time since back-to-back wins over Auburn and Hampton.

Winthrop is coming off an impressive 61-48 victory over Coastal Carolina behind another strong defensive performance.

After an 0-3 start in league play, Winthrop is 3-2 over the last five games and the biggest turn around is defense. The Eagles allowed 73.7 points per game over the first three conference games and were scoring just 59.3. Opponents shot 45 percent from the field and connected on 29 threes.

Since then, Winthrop is holding league opponents to just 55 points per game and out rebounding opponents with a +3.2 rebounding margin. The Eagles held the Chanticleers to just 48 points, which is the third Division I opponent they've held under 50 points this season (at Ohio, vs. Hampton).

It was an all around defensive effort by the team as it held the league's leading scorer (Anthony Raffa) to just two points over the final 22 minutes of the game. The Eagles also held Kierre Greenwood to just 4-for-16 shooting as the two combined for 10-for-30.

One of the biggest individual turnarounds has been sophomore point guard Andre Smith. Smith was 5-for-23 in the first three league games and over the last five games he's leading the team with a 12.6 scoring average and shooting 54 percent from the field. He's knocking down 3.0 three-point field goals a game in that stretch and shooting an impressive 58 percent behind the arc. Through eight league games, Smith ranks 4th in three-point field goal percentage (50%) and is tied for 7th in three-point field goals made per game (2.5).

Sophomore Derrick Henry scored 15 points in the win over Coastal and it was the first time since Dec. 18/22 that he scored double-figures in back-to-back games as he's gaining confidence and getting his shot back. He's averaging 11.7 points per game on the year, which is tops on the Eagle roster. He's shooting 35 percent on the year, but is shooting 45 percent from the field in the last

two games. He's also 5-for-9 behind the arc and 6-for-8 at the foul line.

Shola Diop and Gideon Gamble each scored seven points off the bench and gave the Eagles the lift they needed. Diop had a big offensive stick back with 6:40 left to put Winthrop up six points and Gamble hit a three and jumper in the second half to help Winthrop to a nine-point advantage.

Two of the last three games in which the Eagles defeated Coastal Carolina, the Eagles have dropped the next game. The last time they defeated Coastal and won the next game was 2010 in which they defeated Liberty, tonight's opponent. That year Winthrop won 67-64 at home over the Chanticleers and then went to Liberty and pulled off a 67-43 victory.

Liberty enters the game with an overall record of 7-15, but has won two of its last three (both by at least 17 points).

The Flames are coming off their second highest offensive output of the season in which they defeated Campbell 89-72. They connected on nine threes and shot an impressive 57 percent from the field (67 percent in the 2nd half).

Liberty had a rare three players score 20 or more points in the win over Campbell. Senior guard Tavares Speaks and junior guard Davon Marshall each led Liberty with 22 points while junior Caleb John Sanders had 21 points.

All three players average double-figures on the season as Marshall leads the team with a 12.6 average while Sanders is averaging 11.7 points and Speaks is at 11.5.

Marshall is a three-point threat that has drained 62 triples on the year and is shooting 43 percent behind the arc. Sanders has 27 threes on the year but can score from anywhere on the floor.

So far this season the Flames are 1-8 on the road with the lone victory coming Dec. 31 at Western Carolina, 63-62.

In three road games in conference play, Liberty is averaging 67 points per game. In those games the Flames are shooting .396 from the field, .354 behind the arc and .704 at the foul line.

Winthrop leads the all-time series 32-15 and is 29-14 in regular season meetings. Winthrop has won three straight over Liberty.

# EAGLE EYE VIEW OF THE TEAM

## WINTHROP AS A TEAM

- This is the 48th meeting all-time between Winthrop and Liberty
- Winthrop leads the all-time series 32-15 and has won three straight over Liberty and six of the last seven meetings
- The Eagles have won nine straight against Liberty at the Winthrop Coliseum
- In those nine games, the winning margin has been +9.67 but one of the meetings the Eagles won by 41 points
- Seven of the nine straight wins at home have been by seven points or less and three of the games have been decided by two points
- In 47 meetings, 27 of them have been decided by 10 or fewer points and Winthrop is 19-8 in those games
- The series has had both teams played in the 60's the most with seven games followed by six games where both are in the 70's
- The last four meetings between Winthrop and Liberty have been decided by five or fewer points (three of them one possession games)
- Winthrop's one-point loss at Radford on Saturday was its third in the last four one-point games and is 2-5 in the last seven games decided by a single point
- Winthrop holds a 15-9 record against Liberty in the month of February and is this is the first ever meeting on Feb. 2
- In the 15 wins over the Flames in February, Winthrop is 6-1 when playing them in the first seven days of the month (9-8 after)
- The Eagles lost a game allowing fewer than 60 points on Saturday (58-57 at Radford) for the first time in the last eight times holding opponents under 60
- Winthrop trailed at the half against Coastal Carolina and rallied to win for just the second time all-season (2-9 when trailing at the break)
- The Eagles held Coastal to just 39 percent shooting in the game and are now 8-1 on the year when holding an opponent under 40%
- Winthrop has scored the first points of the second half in 13 of the 20 games on the year (2-6 in games opponent scores first points of 2nd half)
- The first three conference opponents Winthrop faced (HPU, CSU, VMI) have a combined record of 17-7 in league games
- Four of the first five opponents (HPU, CSU, VMI, Campbell) that Winthrop has faced are a combined 22-10 in league games
- Winthrop has scored under 60 points in 10-of-18 games this season (6-3 in the games scoring 60 or more)
- Last season the Eagles failed to reach 60 points in 15 games (School record for most games under 60 in a season is 17 in 2008-09)
- The Eagles 61.6 points against average is ranked 67th nationally and second in the Big South
- Winthrop's non-conference Division I opponents (9 teams) faced have a combined overall record of 103-75 (Through Jan. 26 games) as three of the teams are undefeated in their leagues and all but two have winning records in their respective leagues
- Winthrop's win at Auburn was just the third win over an SEC school in Winthrop history
- Head Coach Pat Kelsey's post-game comments following the loss at Ohio State made national headlines and landed him on MSNBC's "The Last Word With Lawrence O'Donnell" on Wednesday Night and Fox News' "Fox & Friends" Thursday morning
- The clip from the presser was played on several radios stations across the country, stirring up conversation among callers and hosts on radio stations in Portland (OR), Knoxville (TN), Nashville (TN), Atlanta (GA), Charlotte (NC), St. Louis (MO), Philadelphia (PA) and WEEI, a New England regional sports radio show
- Winthrop knocked down 10 three-pointers against Ohio State for the first time since making 10 against Marquette on Nov. 18, 2011
- It was just the second time in the previous 89 games that Winthrop hit 10 or more threes in a single game
- The Eagles win at Ohio gave them their first non-conference road win since Dec. 15, 2011 at Jacksonville (W, 59-45)
- The Eagles are second in the league in scoring defense and second to last in the league in scoring offense
- Winthrop won when trailing at the half for the first time in 10 games after rallying at Ohio (trailed 25-20)
- Winthrop is 1-9 when trailing at the half this season and was just 3-16 in 2011-12
- The 35 points allowed to Lenoir-Rhyne are the fifth lowest point total Winthrop has held an opponent in the program's history
- Coach Pat Kelsey joined all five previous head coaches at Winthrop who won in their debut (Nield Gordon, Won 91-81 at Wingate), (Steve Vacendak, Won 74-64 at UMES), (Dan Kenney, Won 92-84 vs. Queens), (Gregg Marshall, Won 71-50 vs. Clinch Valley), (Randy Peele, Won 68-61 vs. Queens)
- Winthrop is coming off back-to-back losing seasons for the first time since 1996-97/1997-98
- Of all the returning players, not one had more than three games scoring in double-figures in 2011-12 (Joab Jerome had three)
- For the first time since 2009-10, Winthrop will not participate in a regular season tournament (just the 2nd time in last 12 seasons)
- Winthrop has just one freshman on the 2012-13 roster (walk-on Tevin Prescott)
- This is the first season since 2003-04 that Winthrop played three of its first four games at home
- Winthrop hasn't had a full season without an overtime game since 1996-97

## #2 Gideon Gamble

- Has played seven career games with no starts against Liberty (6-1 as a player against Liberty)
- Averaging 4.6 points, 2.3 rebounds in career vs. Liberty
- Is 6-for-13 in his career behind the arc against the Flames (5-for-8 last four games)
- Has scored in double-figures in seven of last 10 games
- Is 12-for-22 behind the arc in conference games
- Recorded first career double-double with 13 points and a career-high 10 rebounds against Hampton
- Dished out a career-high five assists at Auburn and matched it vs. High Point
- Winthrop is 6-5 on the year when he scores double-figures and 4-3 when he leads the team in scoring
- Is 17 points away from 600 for his career
- Against St. Andrews was the first time he had scored in double-figures without hitting a three-point basket
- Has 20 career double-figure games with a career-high 20 points vs. VCU on Nov. 15, 2010
- Has 25 career games with multiple three-pointers made

## #3 Andre Smith

- Scored team-best 15 points in loss at Radford and followed that with 14 points in win over Coastal
- His 15 points at Radford were the most he's ever scored in a Big South game
- Last three games he's 15-for-24 from the field, 9-for-16 behind the arc
- Dished out a career-best seven assists at Auburn
- Has 10 turnovers in the team's nine wins this season, 27 in the eight losses
- Scored a career-high 26 points at JMU and knocked down career-best 4 triples
- Committed a career-high six turnovers against VCU
- Scored in double-figures in back-to-back games for first time in career (10 vs. St. Andrews/11 at Indiana St.)

## #4 Joab Jerome

- Led Eagles with eight rebounds against Coastal Carolina
- Averaging 6.5 points, 4.0 rebounds in four career games against Liberty while shooting 44 percent
- Had 10 points and four assists in last meeting against Liberty and scored the game-winning basket with 1:24 to play for a 65-63 win
- Leads the team in total assists (46) and has a total of 32 in the last eight games
- Scored a career-high 16 points at Auburn and at Campbell
- Pulled down career-high 10 rebounds at Ohio State

# EAGLE EYE VIEW OF THE TEAM

## #11 Reggie King

- Knocked down first career three-pointer at Charleston Southern
- Made first career-start against Hampton
- Did not see action against Ohio State and saw three minutes at Auburn
- Made 2012-13 debut against Brevard College with 10 minutes of action and gave seven minutes off the bench in win over Ohio
- Missed the first six games and most of preseason due to a heart procedure

## #12 James Bourne

- Tied career-best 11 points against Gardner-Webb (11 at Charleston Southern this season)
- Is shooting 62 percent from the field this season, but attempting just 3.4 shots per game
- Pulled down career-high 11 rebounds against Hampton (First double-figure rebounding game in career)
- Didn't have a turnover for the first time all season in loss at Ohio State (35 minutes)
- Scored a career-high 10 points at Liberty on Jan. 14, 2012 (his only double-figure game)

## #14 Shola Diop

- Saw double-figure minutes at Radford for the first time since Dec. 4 vs. Brevard (20) and responded with six points on 3-for-3 shooting
- Came off the bench for seven solid points in 18 minutes against Coastal and was a perfect 3-for-3 at the foul line
- Scored career-high 13 points against Brevard College
- Scored four points off the bench at VMI (first points in previous seven games)
- Pulled down career-high eight rebounds against Brevard College
- When he did play in 2011-12, shot the ball well finishing the season 10-for-15 (67 percent)

## #15 Derrick Henry

- Has scored in double-figures in back-to-back games for the first time since doing so against Auburn and Hampton
- Scored 15 points against Coastal and 14 points at Radford
- Started only career game against Liberty and saw just seven minutes
- Started vs. PC after coming off the bench in previous six and has now started last four
- Didn't start at Auburn as he was nursing a knee injury but did play 25 minutes and managed double-figures
- Failed to score in double-figures for the second time all season against Hampton, but hit go-ahead three late in the game (only field goal made in the game)
- Failed to hit a three-pointer at Auburn (just the second time all season)
- Scored career-high 26 points in season opener, scoring double-figures in both the first and second half (14/12)
- After going 0-for-3 at Indiana State behind the arc, he hit a career-high 4 triples against VCU

## #20 Donovan Carter

- Walk-on has seen action in seven games in three seasons (four minutes in season opener against St. Andrews)

## #21 Torrell Priest

- Earned a spot on the team as a walk-on, will be eligible at semester's end
- Previously played at Clinton Junior College and Rockingham C.C.
- Averaged 21 points per game and was named First Team All-Conference At Rockingham C.C.
- All-Region First Team selection and member of the State Championship team at Fort Mill H.S.

## #22 Steve Johnson

- Left game against Coastal after being poked in the eye and didn't return (Status is doubtful vs. Liberty)
- Had career-high 10 points in win over PC in first career start
- Scored eight points and pulled down six rebounds off the bench in conference opener vs. HPU
- Came off the bench for four rebounds and a career-high two steals against NCCU
- Sat out Brevard College game with injury but returned against Ohio for three points and three rebounds in eight minutes
- Pulled down career-high eight rebounds against Lenoir-Rhyne
- Transfer from Brunswick C.C. where he averaged 13.3 points and 10.5 rebounds as a sophomore

## #23 Larry Brown

- Scored career-high 15 points against NCCU (first career double-figure game)
- Has five or more rebounds in nine straight games
- After attempting 11 field goals vs. VMI, has attempted just 13 in the four games since
- Team is 4-1 when he has two or more steals in a game
- Ranked 10th in blocks per game (0.89) and 12th in rebounding at 6.1
- Spent most of the game at Ohio State in foul trouble and played just 16 minutes (second fewest all season)
- Solid game against Ohio with career-high nine points and tying career-best nine rebounds as well as three steals and two blocks
- Started against St. Andrews and pulled down career-high nine rebounds and dished out career-best three assists

## #31 Tevin Prescott

- Had career-high two blocks in one minute of action against Brevard College
- Earned a spot on the team as a walk-on

## #34 Christian Farmer

- Failed to score for the third time this season in win over Coastal as he was 0-for-3
- Scored 13 points off the bench to help Eagles defeat Gardner-Webb
- Returned to line-up against PC after missing action since the Auburn game (five games)
- Scored a career-high 15 points (13 second half points) at Auburn
- Hit all four threes against Auburn in the second half
- Scored nine points off bench at Wofford College and has team-high eight threes
- Scored 11 points and dished out four assists in first game with Eagles (vs. St. Andrews)

# EAGLE TRENDS

## THE EAGLES RECORD

Overall: 9-11  
 At home: 7-3  
 On the road: 2-8  
 At a neutral site: 0-0  
 In the Big South: 3-5  
 Big South Home: 3-1  
 Big South Away: 0-4  
 Overtime: 0-0  
 Night games: 6-5  
 Day games: 3-6  
 Win the Opening Tip: 5-3  
 Lose the Opening Tip: 4-8  
 Nationally ranked opponents: 0-1  
 Opponents receiving votes: 0-1  
 Televised games: 0-2  
 Double-Headers: 0-0  
 Play a team with a record over .500: 3-1  
 A team with a record below .500: 4-6  
 A team with a record of .500: 2-4  
 Lead at halftime: 5-2  
 Trail at halftime: 2-9  
 Tied at halftime: 2-0  
 Score first: 3-3  
 1st possession is a turnover: 2-3  
 1st possession is a made FG: 2-5  
 1st possession is a missed FGA: 4-4  
 1st possession is a made FT: 0-0  
 Miss First Field Goal Attempt: 6-6  
 Make First Field Goal Attempt: 3-5

## TIME OF TIP/DAY OF WEEK

Tip at 1 p.m.: 0-2  
 Tip at 2 p.m.: 2-2  
 Tip at 4 p.m.: 0-2  
 Tip at 5 p.m.: 0-0  
 Tip at 6 p.m.: 0-1  
 Tip at 7 p.m.: 5-3  
 Tip at 7:05 p.m.: 0-1  
 Tip at 7:30 p.m.: 0-1  
 Tuesday: 2-2  
 Wednesday: 3-3  
 Friday: 0-0  
 Saturday: 3-6  
 Sunday: 1-0

## SCORING

Scores between 10-19: 0-0  
 20-29 points: 0-0  
 30-39 points: 0-0  
 40-49 points: 0-0  
 50-59 points: 3-8  
 60-69 points: 3-3  
 70-79 points: 2-0  
 80-89 points: 1-0  
 90-99 points: 0-0  
 100-plus points: 0-0  
 Shoot 10-19 percent from the field: 0-0  
 20-29%: 0-0  
 30-39%: 3-4  
 40-49%: 5-7  
 50-59%: 1-0  
 60-plus: 0-0  
 Hit 7 or more threes: 5-6  
 Hit less than 7 threes: 4-5  
 Attempt less than 20 threes: 5-7  
 Attempt 20 or more threes: 4-4  
 Turn ball over less than 10 times: 2-1

10-19 times: 7-9  
 20-29 times: 0-1  
 Make more free throws: 6-3  
 Make fewer free throws: 3-8  
 Make same free throws: 0-0  
 Attempt more free throws: 7-3  
 Attempt fewer free throws: 2-8  
 Attempt same free throws: 0-0  
 Have more rebounds: 6-4  
 Have fewer rebounds: 2-7  
 Have same rebounds: 1-0  
 Have more turnovers: 2-7  
 Have fewer turnovers: 7-3  
 Have same turnovers: 0-1  
 Have more steals: 5-2  
 Have fewer steals: 4-8  
 Have same steals: 0-1

## LATE IN THE GAME

Lead with five minutes left: 9-2  
 Trail with five minutes left: 0-9  
 Tied with five minutes left: 0-0  
 Lead with one minute left: 9-1  
 Trail with one minute left: 0-10  
 Tied with one minute left: 0-0  
 Bench scores more points: 7-4  
 Bench scores fewer points: 2-6  
 Bench scores same points: 0-1  
 1 Score Double-Figures: 0-3  
 2 Score Double-Figures: 3-5  
 3 Score Double-Figures: 3-3  
 4 Score Double-Figures: 3-0  
 5+ Score Double-Figures: 0-0

## GAMES DECIDED BY...

1 point: 1-1  
 2 points: 0-0  
 5 points or less: 1-1  
 6-10 points: 4-3  
 Double-figures: 4-6

## FIRST BASKET (POINT) IS A...

Jumper: 2-7  
 Lay-up: 0-3  
 Dunk: 1-0  
 Free Throw: 1-0  
 Three-Pointer: 5-1

## SCHOOLS FROM...

North Carolina: 4-3  
 Indiana: 0-1  
 Virginia: 1-4  
 South Carolina: 2-2  
 Ohio: 1-1  
 Alabama: 1-0

## THE EAGLES' RECORD IN WINTHROP COLISEUM

Season	Won	Lost	Pct.
1982-83	7	8	.467
1983-84	12	5	.706
1984-85	11	4	.733
1985-86	14	2	.875
1986-87	5	5	.500
1987-88	12	3	.800
1988-89	14	5	.737
1989-90	14	4	.778
1990-91	6	7	.462
1991-92	4	11	.267
1992-93	7	5	.583
1993-94	3	9	.250
1994-95	5	7	.417
1995-96	4	8	.333
1996-97	9	4	.692
1997-98	4	9	.308
1998-99	12	1	.923
1999-00	13	1	.929
2000-01	11	1	.917
2001-02	9	4	.692
2002-03	11	3	.786
2003-04	10	4	.714
2004-05	16	0	1.000
2005-06	15	1	.938
2006-07	15	0	1.000
2007-08	12	3	.800
2008-09	7	6	.538
2009-10	12	2	.857
2010-11	9	4	.692
2011-12	7	5	.583
2012-13	7	3	.700
<b>30 Years</b>	<b>297</b>	<b>134</b>	<b>.689</b>

# LAST TIME WINTHROP...

## TEAM

### **Scored 70-79 points**

74, at Auburn, 12-22-12 (W, 74-67)

### **Scored 80-89 points**

80, vs. St. Andrews, 11-10-12 (W, 80-48)

### **Scored 90-99 points**

91, vs. VMI, 1-7-12 (W, 91-84)

### **Scored 100+ points**

107, vs. Central Penn, 11-26-11 (W, 107-68)

### **Both Team Score 100 Points Or More**

vs. VMI, 2-4-09 (L, 110-106 in OT)

### **Held opponent to 40-49 points**

vs. Coastal Carolina (48), 1-30-13 (W, 61-48)

### **Held opponent to 30-39 points**

vs. Lenoir-Rhyne (35), 11-20-12 (W, 59-35)

### **Held opponent to 20-29 points**

at College of Charleston (29), 1983 (L, 29-23)

### **Allowed 70-79 points**

at VMI, 1-12-13 (L, 72-54)

### **Allowed 80-89 points**

vs. VMI (84), 1-7-12 (W, 91-84)

### **Allowed 90-99 points**

vs. Virginia Commonwealth (90), 11-17-12 (L, 90-54)

### **Allowed 100 points or more**

at Clemson (102), 11-23-09 (L, 102-66)

### **Won in overtime**

at VMI, 12-2-10 (W, 88-82 in 1 OT)

### **Lost in overtime**

vs. UNC Asheville, 12-31-11 (L, 73-68 in 1 OT)

### **Played In Double-Overtime**

at High Point, 2-15-11 (L, 70-69)

### **Shot over 50 percent or better from the field**

vs. St. Andrews, 11-10-12 (.500)

### **Pulled down 50 rebounds or more**

vs. Hampton, 12-30-12 (52)

### **Allowed 50 or more rebounds**

vs. Belmont, 11-23-10 (54)

### **Won by 20-29 points**

vs. Brevard College, 12-4-12 (W, 77-54/+23)

### **Won by 30-39 points**

vs. St. Andrews, 11-10-12 (W, 80-48/+32)

### **Won by 40-49 points**

vs. VMI, 1-23-08 (W, 85-41/+44)

### **Won by 50+ points**

vs. Palm Beach Atlantic, 12-22-05 (W, 101-49/+52)

### **Lost by 20-29 points**

vs. #7 VMI, 3-1-12 (L, 75-55/-20)

### **Lost by 30-39 points**

vs. VCU, 11-17-12 (L, 90-54/-36)

### **Lost by 40-49 points**

vs. Duke, 3-14-02 (L, 84-37/-47)

### **Lost by 50+ points**

at Syracuse, 11-22-96 (L, 106-51/-55)

### **Hit 10 or more threes**

at #7 Ohio State, 12-18-12 (10)

### **Dished Out 20 Assists**

vs. VMI, 1-7-12 (21)

### **Had 15 Or More Steals**

vs. Liberty, 1-9-10 (15)

### **Had 3 players in double-figures**

1-26-13, at Radford (Smith 15, Henry 14, Gamble 10)

### **Had 4 players in double-figures**

12-22-12, at Auburn (Jerome 16, Farmer 15, Gamble 13, Henry 10)

### **Had 5 or more players in double-figures**

11-26-11, vs. Central Penn (Middleton 19, Jones 17, Henry 15, Smith 13, Diop 12, Valentine 10)

## WINTHROP PLAYER...

### **Score 20-29 Points**

12-1-12, at James Madison

(Andre Smith, 26)

### **Score 30-39 Points**

12-27-11, at Georgia

(Andre Jones, 33)

### **Score 40 Or More Points**

11-10-06, vs. North Greenville

(Michael Jenkins, 40)

### **Hit 10 Field Goals Or More**

Matt Morgan (10, at Appalachian State, 2-18-12)

### **Make 10 or more free throws**

Reggie Middleton (10, vs. Drake, 11-19-11)

### **Dish Out 10 Or More Assists**

Reggie Middleton (12, vs. VMI, 1-7-12)

### **Have 5 Or More Blocks**

George Valentine (5, vs. High Point, 1-28-12)

### **Register A Double-Double (Guard)**

Gideon Gamble (13 points, 10 rebounds, vs. Hampton, 12-30-12)

### **Register A Double-Double (Forward/Center)**

George Valentine (16 points, 11 rebounds at VMI, 2-4-12)



# MISC. STATS

## Most First Half Points

Winthrop 41 vs. St. Andrews  
Opponents 48 vs. VCU

## Fewest First Half Points

Winthrop 17 vs. Lenoir-Rhyne  
Opponents 16 vs. St. Andrews

## Largest Half Time Lead

Winthrop 25 vs. St. Andrews  
Opponents 23 at Wofford College

## Largest Deficit in Win

Winthrop 9 vs. Brevard College

## Most Second Half Points

Winthrop 42 vs. twice  
Opponents 48 vs. HPU

## Fewest Second Half Points

Winthrop 25 at Indiana St.  
Opponents 18 vs. Lenoir-Rhyne

## Largest Margin of Victory

Winthrop +32 vs. St. Andrews  
Opponents +36 vs. VCU

## Largest Deficit In Loss

Winthrop 36 vs. VCU

## First Player To Score

Gamble	4
Bourne	4
Brown	4
Henry	3
Smith	3
Jerome	2

Prescott	1	1
Diop	1	1
Johnson	1	1
King	0	1

<u>20+ Points</u>	Sea.	Car.
Henry	2	2
Smith	1	1
Gamble	0	1

## First Off The Bench

Gamble	8
Johnson	7
Henry	4
Smith	2
Brown	2
Diop	2
King	1
Farmer	1
Bourne	1

<u>30+ Points</u>	Sea.	Car.
none		

<u>10+ Assists</u>	Sea.	Car.
none		

<u>10+ Rebounds</u>	Sea.	Car.
Bourne	1	1
Gamble	1	1

## Points Leader

Sea.	Car.	
Henry	8	8
Gamble	7	9
Smith	3	3
Diop	1	1
Jerome	2	3

<u>5+ Steals</u>	Sea.	Car.
none		

<u>Double-Doubles</u>	Sea.	Car.
Gamble	1	1

## Rebound Leader

Sea.	Car.	
Brown	11	12
Bourne	4	5
Jerome	4	7
Smith	2	2
Johnson	2	2
Gamble	1	1
Diop	1	1

## Assist Leader

Sea.	Car.	
Jerome	10	17
Smith	6	9
Henry	6	6
Farmer	1	1
Gamble	0	3
Bourne	0	1

## Steals Leader

Sea.	Car.	
Brown	8	11
Smith	7	9
Henry	4	5
Jerome	5	11
Bourne	4	6
Gamble	2	8
Johnson	1	1
King	0	1
Diop	0	1

## Blocks Leader

Sea.	Car.	
Brown	9	10
Gamble	6	21
Jerome	4	14
Bourne	2	2

## ✓ Historical Check List

**Largest Victory Margin Over Div. I Team**  
41 vs. Liberty (home, 1988)

**Largest Victory Margin All-Time**  
97 vs. Johnson & Wales (12-7-96)

**Largest Losing Margin To Div. I Team**  
57 vs. Seton Hall (12-29-90)

**Largest Losing Margin All-Time**  
71 vs. Morris (11-29-85)

**Longest Winning Streak (All Games)**  
18 (2004-05)

**Longest Winning Streak (Big South Games)**  
16 (2006-07)

**Longest Losing Streak (All Games)**  
13 (1996-97)

**Longest Losing Streak (Big South Games)**  
19 (2003-04 to 2004-05)

**Most Wins In A Season All-Time**  
31 (1980-81)

**Most Wins In A Season As Div. I School**  
29 (2006-07)

**Most Losses In A Season All-Time**  
23 (1993-94)

**Fewest Wins In A Season As Div. I School**  
4 (1993-94)

**Most Home Wins All-Time**  
16 (2004-05)

**Most Home Wins As Div. I School**  
16 (2004-05)

**Most Away Wins All-Time**  
12 (1978-79, 2006-07)

**Most Away Wins As Div. I School**  
12 (2006-07)

**Most Home Wins In Winthrop Coliseum**  
16 (2004-05)

**Most Big South Conference Wins (Season)**  
16 (2006-07)

**Most Big South Conference Losses (Season)**  
15 (1993-94)

**Most Points Scored In A Half All-Time**  
64 vs. Johnson & Wales (12-7-96)

**Most Points Scored In A Half (Div. I)**  
64 vs. Johnson & Wales (12-7-96)

**Fewest Points Scored In A Half (All Games)**  
6 at College of Charleston (1983)

**Fewest Points Scored In A Half (Div. I)**  
11 vs. Washington St. (3-20-08)

**Last Time Without A 3-Point Field Goal**  
0-12 (vs. Lander, 11-28-10)

# 2012-13 Season Box Score

## THE STAT CREW SYSTEM Winthrop Season Box Score (as of Jan 30, 2013) All games

RECORD:	OVERALL	HOME	AWAY	NEUTRAL
ALL GAMES	9-11	7-3	2-8	0-0
CONFERENCE	3-5	3-1	0-4	0-0
NON-CONFERENCE	6-6	4-2	2-4	0-0

#	Player	gp-gs	min	avg	Total		3-Point		F-Throw		Rebounds					pts	avg					
					fg-fga	fg%	3fg-fga	3fg%	ft-fa	ft%	off	def	tot	avg	pf			dq	a	to	blk	stl
15	HENRY, Derrick	20-14	583	29.2	73-206	.354	26-86	.302	61-88	.693	8	40	48	2.4	25	0	32	35	0	9	233	11.7
	Conference-Only...	8-5	206	25.8	20-66	.303	10-32	.313	14-24	.583	4	14	18	2.3	10	0	14	12	0	1	64	8.0
02	GAMBLE, Gideon	20-10	525	26.3	76-177	.429	27-77	.351	20-29	.690	8	66	74	3.7	33	2	29	30	10	8	199	10.0
	Conference-Only...	8-3	207	25.9	30-72	.417	13-26	.500	10-13	.769	1	29	30	3.8	14	1	9	11	2	1	83	10.4
03	SMITH, Andre	20-18	644	32.2	56-158	.354	39-97	.402	31-40	.775	11	52	63	3.2	40	0	41	37	0	25	182	9.1
	Conference-Only...	8-8	260	32.5	26-62	.419	20-40	.500	10-15	.667	2	22	24	3.0	13	0	9	13	0	12	82	10.3
04	JEROME, Joab	19-17	578	30.4	56-127	.441	4-23	.174	42-66	.636	28	62	90	4.7	42	1	49	55	5	16	158	8.3
	Conference-Only...	8-8	268	33.5	22-60	.367	2-11	.182	20-31	.645	11	25	36	4.5	16	0	32	23	3	6	66	8.3
12	BOURNE, James	20-19	499	25.0	43-69	.623	0-0	.000	35-49	.714	33	46	79	4.0	56	2	6	25	3	11	121	6.1
	Conference-Only...	8-8	197	24.6	19-31	.613	0-0	.000	20-25	.800	12	12	24	3.0	22	0	5	7	2	5	58	7.3
34	FARMER, Christian	15-0	196	13.1	30-82	.366	25-71	.352	5-10	.500	3	7	10	0.7	17	0	6	14	1	3	90	6.0
	Conference-Only...	5-0	47	9.4	9-23	.391	7-19	.368	2-4	.500	0	2	2	0.4	3	0	0	3	0	1	27	5.4
23	BROWN, Larry	20-18	466	23.3	47-104	.452	0-1	.000	19-31	.613	44	76	120	6.0	63	3	10	36	17	24	113	5.7
	Conference-Only...	8-6	193	24.1	18-39	.462	0-0	.000	8-12	.667	16	35	51	6.4	26	1	3	14	7	5	44	5.5
22	JOHNSON, Steve	19-2	240	12.6	19-62	.306	3-17	.176	16-23	.696	17	38	55	2.9	33	1	8	9	1	5	57	3.0
	Conference-Only...	8-2	99	12.4	10-25	.400	0-2	.000	8-9	.889	6	13	19	2.4	9	0	2	3	0	2	28	3.5
14	DIOP, Shola	20-0	145	7.3	16-26	.615	0-1	.000	8-12	.667	12	22	34	1.7	15	0	1	13	2	1	40	2.0
	Conference-Only...	8-0	57	7.1	8-10	.800	0-0	.000	3-5	.600	7	5	12	1.5	6	0	1	7	0	0	19	2.4
11	KING, Reggie	13-2	106	8.2	4-10	.400	1-4	.250	0-0	.000	3	13	16	1.2	6	0	6	4	0	2	9	0.7
	Conference-Only...	8-0	66	8.3	3-7	.429	1-3	.333	0-0	.000	0	11	11	1.4	6	0	5	2	0	2	7	0.9
31	PRESCOTT, Tevin	5-0	10	2.0	1-1	1.000	0-0	.000	1-2	.500	1	0	1	0.2	3	0	0	1	2	1	3	0.6
	Conference-Only...	1-0	0	0.0	0-0	.000	0-0	.000	0-0	.000	0	0	0	0.0	0	0	0	0	0	0	0	0.0
20	CARTER, Donovan	4-0	8	2.0	0-0	.000	0-0	.000	0-0	.000	0	0	0	0.0	1	0	0	0	0	0	0	0.0
	Conference-Only...	1-0	0	0.0	0-0	.000	0-0	.000	0-0	.000	0	0	0	0.0	0	0	0	0	0	0	0	0.0
	Team										40	36	76							7		
	Team										8	15	23							1		
	Total.....	20	4000		421-1022	.412	125-377	.332	238-350	.680	208	458	666	33.3	334	9	188	266	41	105	1205	60.2
	Conference-Only...	8	1600		165-395	.418	53-133	.398	95-138	.688	67	183	250	31.3	125	2	80	96	14	35	478	59.8
	Opponents.....	20	4000		427-1023	.417	124-379	.327	240-340	.706	184	459	643	32.2	326	-	251	241	69	124	1218	60.9
	Conference-Only...	8	1600		182-409	.445	54-141	.383	78-112	.696	62	188	250	31.3	128	3	102	84	18	45	496	62.0

Score by Periods	1st	2nd	Totals
Winthrop	557	648	1205
Opponents	594	624	1218

# 2012-13 Game Results

## THE STAT CREW SYSTEM Winthrop Season Schedule/Results & Leaders (as of Jan 30, 2013) All games

RECORD:	OVERALL	HOME	AWAY	NEUTRAL
ALL GAMES	9-11	7-3	2-8	0-0
CONFERENCE	3-5	3-1	0-4	0-0
NON-CONFERENCE	6-6	4-2	2-4	0-0

Date	Opponent		Score	Att.	High Points	High Rebounds
11/10/12	ST. ANDREWS	W	80-48	2626	(26)HENRY, Derrick	(9)BROWN, Larry
11-13-12	at Indiana State		55-66	L	4916 (15)HENRY, Derrick	(7)BROWN, Larry
11/17/12	VA COMMENWEALTH		54-90	L	1726 (23)HENRY, Derrick	(8)BOURNE, James
11/20/12	LENOIR-RHYNE	W	59-35		1060 (12)GAMBLE, Gideon	(8)JOHNSON, Steve
11/28/12	at Wofford		55-70	L	787 (15)HENRY, Derrick	(7)SMITH, Andre
12/01/12	at James Madison		61-71	L	3021 (26)SMITH, Andre	(5)BROWN, Larry (5)SMITH, Andre
12/4/12	BREVARD	W	77-54		1483 (13)DIOP, Shola (13)GAMBLE, Gideon	(8)DIOP, Shola
12/15/12	at Ohio University	W	50-49		5421 (14)HENRY, Derrick	(9)BROWN, Larry
12/18/12	at Ohio State		55-65	L	13707 (12)HENRY, Derrick	(10)JEROME, Joab
12-22-12	at Auburn	W	74-67		5156 (16)JEROME, Joab	(7)BOURNE, James
12/30/12	HAMPTON	W	50-43		1421 (13)GAMBLE, Gideon	(11)BOURNE, James
01/02/13	NORTH CAROLINA CENTRAL		57-64	L	1010 (16)HENRY, Derrick	(7)BROWN, Larry
01/05/13	*HIGH POINT		61-74	L	1748 (14)GAMBLE, Gideon	(6)JOHNSON, Steve (6)BROWN, Larry (6)JEROME, Joab
01/09/13	*at Charleston Southern		63-75	L	948 (13)GAMBLE, Gideon	(7)BROWN, Larry (7)GAMBLE, Gideon
01/12/13	*at VMI		54-72	L	1235 (16)GAMBLE, Gideon	(9)BROWN, Larry
01/16/13	*PRESBYTERIAN	W	62-51		1458 (12)GAMBLE, Gideon	(8)JEROME, Joab
01/19/13	*at Campbell		59-63	L	2518 (16)JEROME, Joab	(6)BROWN, Larry
01/23/13	*GARDNER-WEBB	W	61-55		1356 (14)SMITH, Andre	(6)BOURNE, James (6)BROWN, Larry
01/26/13	*at Radford		57-58	L	2109 (15)SMITH, Andre	(8)BROWN, Larry
01/30/13	*COASTAL CAROLINA	W	61-48		1819 (15)HENRY, Derrick	(8)JEROME, Joab

\* - Conference game

Attendance Summary	Games	Attend	Avg/Game
Home	10	15707	1571
Away	10	39818	3982
Neutral	0	0	0
Total	20	55525	2776







# 2012-13 Roster

## The Eagles By:

### STATE

#### Florida (2)

Andre Smith  
Brandon Vega

#### Georgia (3)

Gideon Gamble  
Derrick Henry  
Joab Jerome

#### North Carolina (4)

Larry Brown  
Keon Moore  
Steve Johnson  
Christian Farmer

#### Ohio (1)

Reggie King

#### South Carolina (2)

Donovan Carter  
Tevin Prescott

#### Virginia (1)

James Bourne

#### New York (1)

Torrell Priest

### COUNTRIES (1)

#### Australia (1)

Shola Diop

### CLASS

#### Freshmen (1)

Tevin Prescott

#### Sophomores (5)

Andre Smith  
Keon Moore  
James Bourne  
Derrick Henry  
Larry Brown

#### Juniors (5)

Brandon Vega  
Joab Jerome  
Donovan Carter  
Steve Johnson  
Christian Farmer

#### Seniors (4)

Gideon Gamble  
Reggie King  
Shola Diop  
Torrell Priest

NO.	NAME	P	YR.	HT.	WT.	HOMETOWN (LAST SCHOOL)
1	Brandon Vega#	G	Jr.	5-10	160	Miami, FL (Snow C.C.)
2	Gideon Gamble	G	R-Sr.	6-7	195	Atlanta, GA (Westlake H.S.)
3	Andre Smith	G	So.	5-10	180	Tampa, FL (Blake H.S.)
4	Joab Jerome	F	Jr.	6-5	197	Marietta, GA (Wheeler H.S.)
10	Keon Moore##	G	So.	6-5	190	Windsor, NC (Catawba College)
11	Reggie King	G	Sr.	6-2	215	Novelty, OH (Christ School (NC))
12	James Bourne	F/C	So.	6-8	240	Alexandria, VA (Bishop O'Connell H.S.)
14	Shola Diop	C/F	Sr.	6-9	230	Sydney, Australia (Yuba Community College)
15	Derrick Henry	G	So.	6-3	200	Covington, GA (Newton H.S.)
20	Donovan Carter	F	R-Jr.	6-5	220	Ladson, SC (Porter Gaud H.S.)
21	Torrell Priest	G	Sr.	6-2	180	Yonkers, NY (Fort Mill H.S.)
22	Steve Johnson	C	Jr.	6-8	225	Fayetteville, NC (Brunswick C.C.)
23	Larry Brown	F	So.	6-6	210	Red Spring, NC (Fork Union Military Acad.)
31	Tevin Prescott	F	Fr.	6-5	180	Hartsville, SC (Hartsville H.S.)
34	Christian Farmer	G	Jr.	6-5	190	Charlotte, NC (Tallahassee C.C.)

**HEAD COACH:** Pat Kelsey (Xavier, 1998)

**ASSISTANT COACHES:** Mark Prosser (Marist, 2002), Brian Thornton (Xavier, 2005), Tony Hanson (North Carolina, 2005)

**DIRECTOR OF BASKETBALL OPERATIONS:** Steve Struble (Slippery Rock, 2006)

**GRADUATE ASSISTANTS:** Brett Ferguson, Tony Rack


**ASSISTANT AD FOR MEDIA RELATIONS:** Brett Redden (Winthrop, 1998)

**ASSISTANT AD FOR ATHLETIC TRAINING:** Jeff Lahr (Toledo, 1989)

(# Will Redshirt, ##Transfer (Will sit out 2012-13))

## Pro-NUNC-i-a-tion Guide

Gideon Gamble (**GID-E-UN GAMBLE**) Shola Diop (**SHOW-LA DEE-OP**)  
Joab Jerome (**JOE-AB JEROME**)



# Gideon GAMBLE

# 2

6-7, R-Senior, Guard/Forward  
 Atlanta, GA  
 (Westlake H.S.)

Opponent	Date	gs	min	Total		3-Pointers		Free throws		Rebounds				pf	a	t/o	blk	stl	pts	avg	
				fg-fga	pct	3fg-fga	pct	ft-fa	pct	off	def	tot	avg								
ST. ANDREWS	11/10/12	*	32	5-10	.500	0-3	.000	2-3	.667	1	7	8	8.0	2	3	3	1	0	12	12.0	
at Indiana State	11-13-12	*	25	3-7	.429	1-4	.250	2-2	1.000	0	1	1	4.5	1	1	1	0	2	9	10.5	
VA COMMENWEALTH	11/17/12	*	24	1-4	.250	0-1	.000	0-0	.000	0	3	3	4.0	1	1	3	0	1	2	7.7	
LENOIR-RHYNE	11/20/12	*	22	5-11	.455	1-4	.250	1-2	.500	0	1	1	3.3	1	1	1	0	1	12	8.8	
at Wofford	11/28/12		22	3-8	.375	1-5	.200	0-0	.000	0	0	0	2.6	0	2	0	0	1	7	8.4	
at James Madison	12/01/12		29	6-11	.545	1-3	.333	0-0	.000	1	3	4	2.8	1	1	0	0	2	13	9.2	
BREVARD	12/4/12		20	5-7	.714	2-3	.667	1-1	1.000	1	4	5	3.1	5	0	0	0	0	13	9.7	
at Ohio University	12/15/12		23	2-8	.250	0-3	.000	0-0	.000	1	3	4	3.3	1	2	1	2	0	4	9.0	
at Ohio State	12/18/12		24	3-10	.300	3-7	.429	0-1	.000	0	4	4	3.3	4	0	2	1	0	9	9.0	
at Auburn	12-22-12	*	32	5-11	.455	2-8	.250	1-2	.500	0	2	2	3.2	2	5	5	0	0	13	9.4	
HAMPTON	12/30/12	*	35	5-12	.417	3-8	.375	0-0	.000	2	8	10	3.8	1	1	1	3	0	13	9.7	
NORTH CAROLINA CENT	01/02/13	*	30	3-6	.500	0-2	.000	3-5	.600	1	1	2	3.7	0	3	2	1	0	9	9.7	
HIGH POINT	01/05/13	*	30	5-10	.500	2-3	.667	2-3	.667	0	4	4	3.7	5	1	1	0	0	14	10.0	
at Charleston Southern	01/09/13	*	31	4-11	.364	3-4	.750	2-2	1.000	0	7	7	3.9	2	2	1	0	0	13	10.2	
at VMI	01/12/13	*	36	7-14	.500	2-4	.500	0-0	.000	0	4	4	3.9	1	1	4	0	0	16	10.6	
PRESBYTERIAN	01/16/13		24	5-9	.556	2-3	.667	0-0	.000	1	5	6	4.1	2	1	0	1	0	12	10.7	
at Campbell	01/19/13		23	1-7	.143	1-3	.333	0-0	.000	0	2	2	3.9	1	1	1	0	0	3	10.2	
GARDNER-WEBB	01/23/13		22	2-8	.250	0-3	.000	4-6	.667	0	2	2	3.8	2	0	1	1	0	8	10.1	
at Radford	01/26/13		19	3-5	.600	2-2	1.000	2-2	1.000	0	3	3	3.8	1	1	2	0	1	10	10.1	
COASTAL CAROLINA	01/30/13		22	3-8	.375	1-4	.250	0-0	.000	0	2	2	3.7	0	2	1	0	0	7	10.0	
Totals			10	525	76-177	.429	27-77	.351	20-29	.690	8	66	74	3.7	33	29	30	10	8	199	10.0

Games played: 20  
 Minutes/game: 26.3  
 Points/game: 10.0  
 FG Pct: 42.9  
 3FG Pct: 35.1  
 FT Pct: 69.0


Rebounds/game: 3.7  
 Assists/game: 1.5  
 Turnovers/game: 1.5  
 Assist/turnover ratio: 1.0  
 Steals/game: 0.4  
 Blocks/game: 0.5

**\*\*CAREER-HIGHS\*\***

Points.....20 (vs.VCU, 11-15-10)  
 Minutes.....36 (at VMI, 1-12-13)  
 FGM.....7 (two times)  
 FGA.....14 (at VMI, 1-12-13)  
 3PTFGM.....4 (vs. VCU, 11-15-10)  
 3PTFGAs.....8 (vs. Hampton, 12-30-12)  
 FTM.....4 (two times)  
 FTA.....6 (vs. USC Upstate, 11-21-09)  
 Rebounds.....10 (vs. Hampton, 12-30-12)  
 Assists.....5 (at Auburn, 12-22-12)  
 Blocks.....3 (vs. Hampton, 12-30-12)  
 Steals.....3 (two times)  
 Turnovers.....5 (at Auburn, 12-22-12)

**\*\*CAREER-HIGHS BIG SOUTH GAMES\*\***

Points.....16 (at VMI, 1-12-13)  
 Minutes.....36 (at VMI, 1-12-13)  
 FGM.....7 (at VMI, 1-12-13)  
 FGA.....14 (at VMI, 1-12-13)  
 3PTFGM.....3 (two times)  
 3PTFGAs.....7 (two times)  
 FTM.....2 (six times)  
 FTA.....3 (vs. High Point, 1-5-13)  
 Rebounds.....7 (two times)  
 Assists.....4 (vs. Liberty, 1-9-10)  
 Blocks.....2 (two times)  
 Steals.....3 (vs. UNC Asheville, 1-6-11)  
 Turnovers.....4 (at VMI, 1-12-13)



# Andre SMITH

5-10, Sophomore, Guard  
Tampa, FL  
(Blake H.S.)

# 3

Opponent	Date	gs	min	Total		3-Pointers		Free throws		Rebounds				pf	a	t/o	blk	stl	pts	avg	
				fg-fga	pct	3fg-fga	pct	ft-fa	pct	off	def	tot	avg								
ST. ANDREWS	11/10/12	*	24	3-7	.429	2-4	.500	2-2	1.000	1	2	3	3.0	3	1	0	0	1	10	10.0	
at Indiana State	11-13-12	*	33	3-10	.300	3-7	.429	2-2	1.000	1	2	3	3.0	1	3	2	0	2	11	10.5	
VA COMMENWEALTH	11/17/12	*	34	3-14	.214	1-5	.200	1-1	1.000	1	2	3	3.0	2	3	6	0	1	8	9.7	
LENOIR-RHYNE	11/20/12	*	36	3-8	.375	2-5	.400	0-0	.000	1	1	2	2.8	0	1	0	0	1	8	9.3	
at Wofford	11/28/12	*	32	0-4	.000	0-2	.000	2-2	1.000	0	7	7	3.6	2	1	3	0	2	2	7.8	
at James Madison	12/01/12	*	35	8-13	.615	4-6	.667	6-7	.857	1	4	5	3.8	3	1	5	0	2	26	10.8	
BREVARD	12/4/12	*	25	0-3	.000	0-1	.000	0-0	.000	0	2	2	3.6	3	3	1	0	2	0	9.3	
at Ohio University	12/15/12	*	33	3-11	.273	2-9	.222	2-3	.667	0	1	1	3.3	2	3	2	0	0	10	9.4	
at Ohio State	12/18/12	*	37	2-7	.286	2-6	.333	0-0	.000	1	4	5	3.4	4	3	2	0	1	6	9.0	
at Auburn	12-22-12	*	35	2-6	.333	1-4	.250	4-6	.667	0	1	1	3.2	4	7	2	0	0	9	9.0	
HAMPTON	12/30/12		27	2-7	.286	1-4	.250	0-0	.000	1	3	4	3.3	0	2	0	0	0	5	8.6	
NORTH CAROLINA CENT	01/02/13		33	1-6	.167	1-4	.250	2-2	1.000	2	1	3	3.3	3	4	1	0	1	5	8.3	
HIGH POINT	01/05/13	*	30	0-6	.000	0-2	.000	1-2	.500	0	3	3	3.2	2	1	1	0	0	1	7.8	
at Charleston Southern	01/09/13	*	34	2-8	.250	2-5	.400	3-4	.750	0	3	3	3.2	2	0	3	0	0	9	7.9	
at VMI	01/12/13	*	32	3-9	.333	3-7	.429	0-0	.000	1	0	1	3.1	2	2	1	0	0	9	7.9	
PRESBYTERIAN	01/16/13	*	30	3-6	.500	3-5	.600	2-2	1.000	0	6	6	3.3	0	0	0	0	1	11	8.1	
at Campbell	01/19/13	*	33	3-9	.333	3-5	.600	0-1	.000	0	2	2	3.2	1	3	1	0	3	9	8.2	
GARDNER-WEBB	01/23/13	*	35	4-6	.667	2-4	.500	4-4	1.000	0	1	1	3.1	2	1	4	0	3	14	8.5	
at Radford	01/26/13	*	38	6-10	.600	3-6	.500	0-0	.000	0	1	1	2.9	1	2	2	0	1	15	8.8	
COASTAL CAROLINA	01/30/13	*	28	5-8	.625	4-6	.667	0-2	.000	1	6	7	3.2	3	0	1	0	4	14	9.1	
Totals			18	644	56-158	.354	39-97	.402	31-40	.775	11	52	63	3.2	40	41	37	0	25	182	9.1

Games played: 20  
Minutes/game: 32.2  
Points/game: 9.1  
FG Pct: 35.4  
3FG Pct: 40.2  
FT Pct: 77.5

Rebounds/game: 3.2  
Assists/game: 2.1  
Turnovers/game: 1.9  
Assist/turnover ratio: 1.1  
Steals/game: 1.3

## \*\*CAREER-HIGHS\*\*

Points.....26 (at James Madison, 12-1-12)  
Minutes.....38 (at Radford, 1-26-13)  
FGM.....8 (at James Madison, 12-1-12)  
FGA.....14 (vs. VCU, 11-17-12)  
3PTFGM.....4 (two times)  
3PTFGAs.....7 (at Indiana State, 11-13-12)  
FTM.....6 (at James Madison, 12-1-12)  
FTA.....7 (at James Madison, 12-1-12)  
Rebounds.....7 (at Wofford College, 11-28-12)  
Assists.....7 (at Auburn, 12-22-12)  
Blocks.....1 (vs. UNC Asheville, 12-31-11)  
Steals.....4 (vs. Coastal Carolina, 1-30-13)  
Turnovers.....6 (vs. VCU, 11-17-12)

## \*\*CAREER-HIGHS BIG SOUTH GAMES\*\*

Points.....15 (at Radford, 1-26-13)  
Minutes.....38 (at Radford, 1-26-13)  
FGM.....6 (at Radford, 1-26-13)  
FGA.....10 (at Radford, 1-26-13)  
3PTFGM.....4 (vs. Coastal Carolina, 1-30-13)  
3PTFGAs.....7 (at VMI, 1-12-13)  
FTM.....4 (vs. Gardner-Webb, 1-23-13)  
FTA.....4 (two times)  
Rebounds.....7 (vs. Coastal Carolina, 1-30-13)  
Assists.....3 (at Campbell, 1-19-13)  
Blocks.....1 (vs. UNC Asheville, 12-31-11)  
Steals.....4 ((vs. Coastal Carolina, 1-30-13)  
Turnovers.....4 (vs. Gardner-Webb, 1-23-13)



# Joab JEROME

6-5, Junior, Forward  
 Marietta, GA  
 (Wheeler H.S.)

# 4

Opponent	Date	gs	min	Total		3-Pointers		Free throws		Rebounds					pts	avg					
				fg-fga	pct	3fg-fga	pct	ft-fa	pct	off	def	tot	avg	pf			a	t/o	blk	stl	
at Indiana State	11-13-12		26	1-8	.125	0-3	.000	0-1	.000	1	4	5	5.0	4	2	1	0	1	2	2.0	
VA COMMONWEALTH	11/17/12		17	1-3	.333	0-0	.000	1-2	.500	2	1	3	4.0	2	1	3	0	0	3	2.5	
LENOIR-RHYNE	11/20/12	*	27	3-6	.500	1-3	.333	2-2	1.000	0	4	4	4.0	2	3	3	1	2	9	4.7	
at Wofford	11/28/12	*	25	4-6	.667	0-0	.000	3-4	.750	5	1	6	4.5	1	0	4	0	2	11	6.3	
at James Madison	12/01/12	*	19	3-3	1.000	0-0	.000	0-1	.000	1	1	2	4.0	4	2	3	0	1	6	6.2	
BREVARD	12/4/12	*	33	5-9	.556	0-1	.000	2-3	.667	1	5	6	4.3	2	4	1	0	0	12	7.2	
at Ohio University	12/15/12	*	35	3-4	.750	0-1	.000	4-6	.667	0	3	3	4.1	0	0	3	0	1	10	7.6	
at Ohio State	12/18/12	*	26	3-7	.429	1-2	.500	1-2	.500	1	9	10	4.9	5	1	2	0	0	8	7.6	
at Auburn	12-22-12	*	36	5-6	.833	0-0	.000	6-7	.857	3	3	6	5.0	3	0	4	1	3	16	8.6	
HAMPTON	12/30/12	*	36	4-9	.444	0-2	.000	2-5	.400	2	4	6	5.1	0	2	4	0	0	10	8.7	
NORTH CAROLINA CENT	01/02/13	*	30	2-6	.333	0-0	.000	1-2	.500	1	2	3	4.9	3	2	4	0	0	5	8.4	
HIGH POINT	01/05/13	*	36	4-13	.308	0-4	.000	5-8	.625	0	6	6	5.0	2	5	2	0	2	13	8.8	
at Charleston Southern	01/09/13	*	33	2-4	.500	0-0	.000	3-4	.750	1	2	3	4.8	3	5	2	0	0	7	8.6	
at VMI	01/12/13	*	27	3-6	.500	0-0	.000	2-3	.667	0	1	1	4.6	2	3	5	0	1	8	8.6	
PRESBYTERIAN	01/16/13	*	36	2-7	.286	1-2	.500	1-2	.500	3	5	8	4.8	2	6	2	1	0	6	8.4	
at Campbell	01/19/13	*	35	7-10	.700	1-2	.500	1-3	.333	2	2	4	4.8	4	4	5	0	0	16	8.9	
GARDNER-WEBB	01/23/13	*	32	1-7	.143	0-2	.000	2-2	1.000	1	1	2	4.6	1	4	1	1	0	4	8.6	
at Radford	01/26/13	*	35	1-5	.200	0-0	.000	1-4	.250	0	4	4	4.6	0	3	4	1	2	3	8.3	
COASTAL CAROLINA	01/30/13	*	34	2-8	.250	0-1	.000	5-5	1.000	4	4	8	4.7	2	2	2	0	1	9	8.3	
Totals			17	578	56-127	.441	4-23	.174	42-66	.636	28	62	90	4.7	42	49	55	5	16	158	8.3

Games played: 19  
 Minutes/game: 30.4  
 Points/game: 8.3  
 FG Pct: 44.1  
 3FG Pct: 17.4  
 FT Pct: 63.6

Rebounds/game: 4.7  
 Assists/game: 2.6  
 Turnovers/game: 2.9  
 Assist/turnover ratio: 0.9  
 Steals/game: 0.8  
 Blocks/game: 0.3

**\*\*CAREER-HIGHS\*\***

**\*\*CAREER-HIGHS BIG SOUTH GAMES\*\***

Points..... 16 (two times)  
 Minutes .....37 (vs. Campbell, 2-29-12)  
 FGM.....7 (at Campbell, 1-19-13)  
 FGA .....13 (vs. High Point, 1-5-13)  
 3PTFGM..... 1 (seven times)  
 3PTFGAs.....4 (vs. High Point, 1-5-13)  
 FTM .....6 (at Auburn, 12-22-12)  
 FTA .....7 (two times)  
 Rebounds .....10 (at #7 Ohio State, 12-18-12)  
 Assists .....9 (vs. Campbell, 2-29-12)  
 Blocks .....2 (two times)  
 Steals.....3 (two times)  
 Turnovers .....5 (three times)

Points..... 16 (at Campbell, 1-19-13)  
 Minutes .....36 (three times)  
 FGM.....7 (at Campbell, 1-19-13)  
 FGA .....13 (vs. High Point, 1-5-13)  
 3PTFGM..... 1 (four times)  
 3PTFGAs.....4 (vs. High Point, 1-5-13)  
 FTM .....5 (three teams)  
 FTA .....8 (vs. High Point, 1-5-13)  
 Rebounds .....9 (vs. VMI, 1-7-12)  
 Assists .....6 (vs. Presbyterian College, 1-16-13)  
 Blocks .....2 (three times)  
 Steals.....3 (vs. Radford, 1-5-12)  
 Turnovers .....5 (two times)



# Reggie KING

6-2, Senior, Guard  
 Novelty, OH  
 (Christ School (NC))

# 11

Opponent	Date	gs	min	Total		3-Pointers		Free throws		Rebounds				pf	a	t/o	blk	stl	pts	avg
				fg-fga	pct	3fg-fga	pct	ft-fa	pct	off	def	tot	avg							
BREVARD	12/4/12		10	1-1	1.000	0-0	.000	0-0	.000	0	0	0	0.0	0	0	0	0	0	2	2.0
at Ohio University	12/15/12		7	0-1	.000	0-0	.000	0-0	.000	1	0	1	0.5	0	1	1	0	0	0	1.0
at Auburn	12-22-12		3	0-1	.000	0-1	.000	0-0	.000	1	0	1	0.7	0	0	1	0	0	0	0.7
HAMPTON	12/30/12 *		13	0-0	.000	0-0	.000	0-0	.000	1	1	2	1.0	0	0	0	0	0	0	0.5
NORTH CAROLINA CENT	01/02/13 *		7	0-0	.000	0-0	.000	0-0	.000	0	1	1	1.0	0	0	0	0	0	0	0.4
HIGH POINT	01/05/13		8	0-0	.000	0-0	.000	0-0	.000	0	0	0	0.8	0	1	0	0	1	0	0.3
at Charleston Southern	01/09/13		6	1-1	1.000	1-1	1.000	0-0	.000	0	1	1	0.9	2	0	0	0	0	3	0.7
at VMI	01/12/13		16	2-4	.500	0-1	.000	0-0	.000	0	5	5	1.4	1	0	1	0	0	4	1.1
PRESBYTERIAN	01/16/13		10	0-1	.000	0-0	.000	0-0	.000	0	1	1	1.3	0	1	0	0	0	0	1.0
at Campbell	01/19/13		7	0-1	.000	0-1	.000	0-0	.000	0	1	1	1.3	1	2	1	0	1	0	0.9
GARDNER-WEBB	01/23/13		5	0-0	.000	0-0	.000	0-0	.000	0	1	1	1.3	0	0	0	0	0	0	0.8
at Radford	01/26/13		2	0-0	.000	0-0	.000	0-0	.000	0	0	0	1.2	0	0	0	0	0	0	0.8
COASTAL CAROLINA	01/30/13		12	0-0	.000	0-0	.000	0-0	.000	0	2	2	1.2	2	1	0	0	0	0	0.7
Totals		2	106	4-10	.400	1-4	.250	0-0	.000	3	13	16	1.2	6	6	4	0	2	9	0.7

Games played: 13  
 Minutes/game: 8.2  
 Points/game: 0.7  
 FG Pct: 40.0  
 3FG Pct: 25.0

Rebounds/game: 1.2  
 Assists/game: 0.5  
 Turnovers/game: 0.3  
 Assist/turnover ratio: 1.5  
 Steals/game: 0.2

**\*\*CAREER-HIGHS\*\***

Points.....5 (at Charleston Southern, 1-21-12)  
 Minutes .....20 (vs. Central Penn, 11-26-11)  
 FGM.....1 (nine times)  
 FGA .....4 (three times)  
 3PTFGM.....1 (at Charleston Southern, 1-9-13)  
 3PTFGAs.....1 (six times)  
 FTM .....4 (at Clemson, 11-23-09)  
 FTA .....4 (at Clemson, 11-23-09)  
 Rebounds .....5 (at VMI, 1-12-13)  
 Assists .....3 (two times)  
 Blocks .....1 (vs. VMI, 3-1-12)  
 Steals.....2 (vs. Central Penn, 11-26-11)  
 Turnovers .....4 (at Presbyterian College, 12-1-11)

**\*\*CAREER-HIGHS BIG SOUTH GAMES\*\***

Points.....5 (at Charleston Southern, 1-21-12)  
 Minutes .....16 (at VMI, 1-12-13)  
 FGM.....2 (at VMI, 1-12-13)  
 FGA .....4 (three times)  
 3PTFGM.....1 (at Charleston Southern, 1-9-13)  
 3PTFGAs.....1 (five times)  
 FTM .....3 (at Charleston Southern, 1-21-12)  
 FTA .....3 (at Charleston Southern, 1-21-12)  
 Rebounds .....5 (at VMI, 1-12-13)  
 Assists .....3 (vs. VMI, 1-7-10)  
 Blocks.....none  
 Steals.....1 (four times)  
 Turnovers .....4 (at Presbyterian College, 12-1-11)



# James BOURNE

# 12

6-8, Sophomore, Forward  
 Alexandria, VA  
 (Bishop O'Connell H.S.)

Opponent	Date	gs	min	Total		3-Pointers		Free throws		Rebounds				pf	a	t/o	blk	stl	pts	avg	
				fg-fga	pct	3fg-fga	pct	ft-fa	pct	off	def	tot	avg								
ST. ANDREWS	11/10/12	*	20	3-3	1.000	0-0	.000	0-0	.000	3	1	4	4.0	2	0	1	0	0	6	6.0	
at Indiana State	11-13-12	*	31	2-3	.667	0-0	.000	0-1	.000	2	0	2	3.0	2	0	1	0	0	4	5.0	
VA COMMENWEALTH	11/17/12	*	29	2-2	1.000	0-0	.000	3-4	.750	6	2	8	4.7	5	0	2	0	0	7	5.7	
LENOIR-RHYNE	11/20/12		17	3-3	1.000	0-0	.000	0-1	.000	1	4	5	4.8	3	1	2	0	1	6	5.8	
at Wofford	11/28/12	*	31	2-3	.667	0-0	.000	3-4	.750	1	3	4	4.6	1	0	2	0	1	7	6.0	
at James Madison	12/01/12	*	30	1-3	.333	0-0	.000	2-2	1.000	0	4	4	4.5	4	0	2	1	1	4	5.7	
BREVARD	12/4/12	*	19	3-5	.600	0-0	.000	0-1	.000	0	3	3	4.3	5	0	2	0	0	6	5.7	
at Ohio University	12/15/12	*	21	0-1	.000	0-0	.000	0-0	.000	1	1	2	4.0	4	0	2	0	1	0	5.0	
at Ohio State	12/18/12	*	35	2-5	.400	0-0	.000	2-2	1.000	1	4	5	4.1	1	0	0	0	0	6	5.1	
at Auburn	12-22-12	*	21	2-2	1.000	0-0	.000	1-2	.500	3	4	7	4.4	3	0	2	0	0	5	5.1	
HAMPTON	12/30/12	*	31	2-6	.333	0-0	.000	2-5	.400	3	8	11	5.0	1	0	2	0	0	6	5.2	
NORTH CAROLINA CENT	01/02/13	*	17	2-2	1.000	0-0	.000	2-2	1.000	0	0	0	4.6	3	0	0	0	2	6	5.3	
HIGH POINT	01/05/13	*	25	3-3	1.000	0-0	.000	4-6	.667	4	0	4	4.5	3	0	0	1	0	10	5.6	
at Charleston Southern	01/09/13	*	29	4-6	.667	0-0	.000	3-4	.750	1	0	1	4.3	4	1	3	0	1	11	6.0	
at VMI	01/12/13	*	19	1-2	.500	0-0	.000	0-0	.000	2	1	3	4.2	3	0	0	0	1	2	5.7	
PRESBYTERIAN	01/16/13	*	27	2-5	.400	0-0	.000	4-5	.800	2	3	5	4.3	1	0	0	0	2	8	5.9	
at Campbell	01/19/13	*	29	3-5	.600	0-0	.000	4-4	1.000	1	1	2	4.1	1	0	0	0	0	10	6.1	
GARDNER-WEBB	01/23/13	*	28	4-6	.667	0-0	.000	3-4	.750	1	5	6	4.2	2	3	0	0	1	11	6.4	
at Radford	01/26/13	*	23	1-2	.500	0-0	.000	0-0	.000	0	0	0	4.0	4	0	1	1	0	2	6.2	
COASTAL CAROLINA	01/30/13	*	17	1-2	.500	0-0	.000	2-2	1.000	1	2	3	4.0	4	1	3	0	0	4	6.1	
Totals			19	499	43-69	.623	0-0	.000	35-49	.714	33	46	79	4.0	56	6	25	3	11	121	6.1

Games played: 20  
 Minutes/game: 25.0  
 Points/game: 6.1  
 FG Pct: 62.3  
 FT Pct: 71.4

Rebounds/game: 4.0  
 Assists/game: 0.3  
 Turnovers/game: 1.3  
 Assist/turnover ratio: 0.2  
 Steals/game: 0.6  
 Blocks/game: 0.2

**\*\*CAREER-HIGHS\*\***

**\*\*CAREER-HIGHS BIG SOUTH GAMES\*\***

Points..... 11 (two times)  
 Minutes .....35 (at #7 Ohio State, 12-18-12)  
 FGM.....4 (six times)  
 FGA .....9 (at Liberty, 1-14-12)  
 3PTFGM.....none  
 3PTFGAs.....none  
 FTM .....4 (three times)  
 FTA .....6 (two times)  
 Rebounds ..... 11 (vs. Hampton, 12-30-12)  
 Assists .....3 (vs. Gardner-Webb, 1-23-13)  
 Blocks ..... 1 (three times)  
 Steals.....2 (two times)  
 Turnovers .....3 (five times)

Points..... 11 (two times)  
 Minutes .....32 (vs. UNC Asheville, 12-31-11)  
 FGM.....4 (five times)  
 FGA .....9 (at Liberty, 1-14-12)  
 3PTFGM.....none  
 3PTFGAs.....none  
 FTM .....4 (three times)  
 FTA .....6 (two times)  
 Rebounds .....6 (vs. Gardner-Webb, 1-23-13)  
 Assists .....3 (vs. Gardner-Webb, 1-23-13)  
 Blocks ..... 1 (two times)  
 Steals.....2 (two times)  
 Turnovers .....3 (four times)



# Shola DIOP

6-9, Senior, Forward/Center  
 Sydney, Australia  
 (Yuba Community College)

# 14

Opponent	Date	gs	min	Total		3-Pointers		Free throws		Rebounds				pf	a	t/o	blk	stl	pts	avg
				fg-fga	pct	3fg-fga	pct	ft-fa	pct	off	def	tot	avg							
ST. ANDREWS	11/10/12		15	2-2	1.000	0-0	.000	0-2	.000	1	4	5	5.0	1	0	1	0	1	4	4.0
at Indiana State	11-13-12		4	0-0	.000	0-0	.000	0-0	.000	0	0	0	2.5	0	0	0	0	0	0	2.0
VA COMMENWEALTH	11/17/12		4	1-2	.500	0-0	.000	0-0	.000	1	0	1	2.0	0	0	0	0	2	2.0	
LENOIR-RHYNE	11/20/12		17	0-1	.000	0-0	.000	2-2	1.000	0	4	4	2.5	1	0	0	2	0	2	2.0
at Wofford	11/28/12		2	0-1	.000	0-1	.000	0-0	.000	0	0	0	2.0	1	0	0	0	0	0	1.6
at James Madison	12/01/12		6	0-0	.000	0-0	.000	0-0	.000	1	1	2	2.0	1	0	2	0	0	0	1.3
BREVARD	12/4/12		20	5-9	.556	0-0	.000	3-3	1.000	2	6	8	2.9	0	0	0	0	0	13	3.0
at Ohio University	12/15/12		4	0-0	.000	0-0	.000	0-0	.000	0	0	0	2.5	0	0	1	0	0	0	2.6
at Ohio State	12/18/12		2	0-0	.000	0-0	.000	0-0	.000	0	0	0	2.2	1	0	0	0	0	0	2.3
at Auburn	12-22-12		6	0-0	.000	0-0	.000	0-0	.000	0	1	1	2.1	3	0	1	0	0	0	2.1
HAMPTON	12/30/12		3	0-1	.000	0-0	.000	0-0	.000	0	1	1	2.0	0	0	0	0	0	0	1.9
NORTH CAROLINA CENT	01/02/13		5	0-0	.000	0-0	.000	0-0	.000	0	0	0	1.8	1	0	1	0	0	0	1.8
HIGH POINT	01/05/13		3	0-0	.000	0-0	.000	0-0	.000	0	0	0	1.7	0	0	0	0	0	0	1.6
at Charleston Southern	01/09/13		3	0-0	.000	0-0	.000	0-0	.000	0	0	0	1.6	0	0	0	0	0	0	1.5
at VMI	01/12/13		8	2-2	1.000	0-0	.000	0-0	.000	2	1	3	1.7	0	0	1	0	0	4	1.7
PRESBYTERIAN	01/16/13		4	0-0	.000	0-0	.000	0-1	.000	0	0	0	1.6	1	0	1	0	0	0	1.6
at Campbell	01/19/13		4	0-0	.000	0-0	.000	0-0	.000	1	0	1	1.5	0	0	0	0	0	0	1.5
GARDNER-WEBB	01/23/13		5	1-1	1.000	0-0	.000	0-0	.000	0	1	1	1.5	1	0	1	0	0	2	1.5
at Radford	01/26/13		12	3-3	1.000	0-0	.000	0-0	.000	0	1	1	1.5	0	1	0	0	0	6	1.7
COASTAL CAROLINA	01/30/13		18	2-4	.500	0-0	.000	3-4	.750	4	2	6	1.7	4	0	4	0	0	7	2.0
Totals		0	145	16-26	.615	0-1	.000	8-12	.667	12	22	34	1.7	15	1	13	2	1	40	2.0

Games played: 20  
 Minutes/game: 7.3  
 Points/game: 2.0  
 FG Pct: 61.5  
 3FG Pct: 0.0  
 FT Pct: 66.7

Rebounds/game: 1.7  
 Assists/game: 0.1  
 Turnovers/game: 0.7  
 Assist/turnover ratio: 0.1  
 Steals/game: 0.1  
 Blocks/game: 0.1

**\*\*CAREER-HIGHS\*\***

Points.....13 (vs. Brevard College, 12-4-12)  
 Minutes.....20 (vs. Brevard College, 12-4-12)  
 FGM.....6 (vs. Central Penn, 11-26-11)  
 FGA.....6 (vs. Central Penn, 11-26-11)  
 3PTFGM.....none  
 3PTFGAs.....1 (at Wofford College, 11-28-12)  
 FTM.....3 (vs. Brevard College, 12-4-12)  
 FTA.....3 (vs. Brevard College, 12-4-12)  
 Rebounds.....8 (vs. Brevard College, 12-4-12)  
 Assists.....2 (two times)  
 Blocks.....1 (vs. Drexel, 11-21-11)  
 Steals.....1 (three times)  
 Turnovers.....4 (vs. Coastal Carolina, 1-30-13)

**\*\*CAREER-HIGHS BIG SOUTH GAMES\*\***

Points.....7 (two times)  
 Minutes.....18 (vs. Coastal Carolina, 1-30-13)  
 FGM.....3 (two times)  
 FGA.....4 (at Presbyterian College, 12-1-11)  
 3PTFGM.....none  
 3PTFGAs.....none  
 FTM.....3 (vs. Coastal Carolina, 1-30-13)  
 FTA.....4 (vs. Coastal Carolina, 1-30-13)  
 Rebounds.....6 (two times)  
 Assists.....1 (at Presbyterian College, 12-1-11)  
 Blocks.....none  
 Steals.....none  
 Turnovers.....4 (vs. Coastal Carolina, 1-30-13)



# Derrick HENRY

6-3, Sophomore, Guard  
Covington, GA  
(Newton H.S.)

# 15

Opponent	Date	gs	min	Total		3-Pointers		Free throws		Rebounds				pf	a	t/o	blk	stl	pts	avg	
				fg-fga	pct	3fg-fga	pct	ft-fa	pct	off	def	tot	avg								
ST. ANDREWS	11/10/12	*	35	8-14	.571	2-5	.400	8-14	.571	1	5	6	6.0	1	0	2	0	2	26	26.0	
at Indiana State	11-13-12	*	34	5-14	.357	0-3	.000	5-5	1.000	1	5	6	6.0	3	0	3	0	1	15	20.5	
VA COMMONWEALTH	11/17/12	*	37	6-15	.400	4-8	.500	7-10	.700	0	0	0	4.0	0	1	2	0	2	23	21.3	
LENOIR-RHYNE	11/20/12	*	29	3-8	.375	0-2	.000	5-5	1.000	0	2	2	3.5	1	2	2	0	0	11	18.8	
at Wofford	11/28/12	*	34	5-11	.455	1-3	.333	4-5	.800	0	1	1	3.0	2	4	1	0	0	15	18.0	
at James Madison	12/01/12	*	33	3-12	.250	1-5	.200	2-2	1.000	1	1	2	2.8	1	2	2	0	0	9	16.5	
BREVARD	12/4/12	*	26	3-11	.273	2-5	.400	4-6	.667	0	1	1	2.6	1	0	2	0	0	12	15.9	
at Ohio University	12/15/12	*	35	5-14	.357	2-6	.333	2-5	.400	0	4	4	2.8	0	1	0	0	0	14	15.6	
at Ohio State	12/18/12	*	31	5-12	.417	2-6	.333	0-1	.000	1	2	3	2.8	1	4	3	0	1	12	15.2	
at Auburn	12-22-12		25	3-7	.429	0-3	.000	4-4	1.000	0	1	1	2.6	2	0	4	0	0	10	14.7	
HAMPTON	12/30/12		28	1-9	.111	1-5	.200	3-4	.750	0	3	3	2.6	0	2	2	0	0	6	13.9	
NORTH CAROLINA CENT	01/02/13		30	6-13	.462	1-3	.333	3-3	1.000	0	1	1	2.5	3	2	0	0	2	16	14.1	
HIGH POINT	01/05/13		28	2-8	.250	1-4	.250	1-2	.500	0	0	0	2.3	2	1	4	0	0	6	13.5	
at Charleston Southern	01/09/13		28	3-12	.250	2-6	.333	0-1	.000	1	2	3	2.4	1	1	1	0	0	8	13.1	
at VMI	01/12/13		17	0-4	.000	0-1	.000	1-2	.500	0	1	1	2.3	0	1	2	0	0	1	12.3	
PRESBYTERIAN	01/16/13	*	27	1-7	.143	0-5	.000	4-8	.500	1	1	2	2.3	1	1	3	0	0	6	11.9	
at Campbell	01/19/13	*	24	3-8	.375	1-3	.333	2-3	.667	0	2	2	2.2	1	2	1	0	0	9	11.7	
GARDNER-WEBB	01/23/13	*	25	2-7	.286	1-4	.250	0-0	.000	0	2	2	2.2	2	1	1	0	1	5	11.3	
at Radford	01/26/13	*	28	5-10	.500	3-4	.750	1-2	.500	1	4	5	2.4	1	4	0	0	0	14	11.5	
COASTAL CAROLINA	01/30/13	*	29	4-10	.400	2-5	.400	5-6	.833	1	2	3	2.4	2	3	0	0	0	15	11.7	
Totals			14	583	73-206	.354	26-86	.302	61-88	.693	8	40	48	2.4	25	32	35	0	9	233	11.7

Games played: 20  
Minutes/game: 29.2  
Points/game: 11.7  
FG Pct: 35.4  
3FG Pct: 30.2  
FT Pct: 69.3

Rebounds/game: 2.4  
Assists/game: 1.6  
Turnovers/game: 1.8  
Assist/turnover ratio: 0.9  
Steals/game: 0.5

**\*\*CAREER-HIGHS\*\***

Points.....26 (vs. St. Andrews, 11-10-12)  
Minutes.....37 (vs. VCU, 11-17-12)  
FGM.....8 (vs. St. Andrews, 11-10-12)  
FGA .....15 (vs. VCU, 11-17-12)  
3PTFGM.....4 (vs. VCU, 11-17-12)  
3PTFGAs.....8 (vs. VCU, 11-17-12)  
FTM .....8 (vs. St. Andrews, 11-10-12)  
FTA.....14 (vs. St. Andrews, 11-10-12)  
Rebounds .....6 (vs. St. Andrews, 11-10-12)  
Assists .....4 (three times)  
Blocks .....none  
Steals.....2 (three times)  
Turnovers .....4 (vs. High Point, 1-5-13)

**\*\*CAREER-HIGHS BIG SOUTH GAMES\*\***

Points.....15 (vs. Coastal Carolina, 1-30-13)  
Minutes.....29 (vs. Coastal Carolina, 1-30-13)  
FGM.....5 (at Radford, 1-26-13)  
FGA .....12 (at Charleston Southern, 1-9-13)  
3PTFGM.....3 (at Radford, 1-26-13)  
3PTFGAs.....6 (at Charleston Southern, 1-9-13)  
FTM .....5 (vs. Coastal Carolina, 1-30-13)  
FTA.....8 (vs. Presbyterian College, 1-16-13)  
Rebounds .....5 (at Radford, 1-26-13)  
Assists .....4 (at Radford, 1-26-13)  
Blocks .....none  
Steals.....1 (vs. Gardner-Webb, 1-23-13)  
Turnovers .....4 (vs. High Point, 1-5-13)





# Donovan CARTER

# 20

6-5, R-Junior, Forward  
Ladson, SC  
(Porter Gaud H.S.)

Opponent	Date	gs	min	Total		3-Pointers		Free throws		Rebounds				pf	a	t/o	blk	stl	pts	avg
				fg-fga	pct	3fg-fga	pct	ft-fa	pct	off	def	tot	avg							
ST. ANDREWS	11/10/12		4	0-0	.000	0-0	.000	0-0	.000	0	0	0	0.0	1	0	0	0	0	0	0.0
LENOIR-RHYNE	11/20/12		1	0-0	.000	0-0	.000	0-0	.000	0	0	0	0.0	0	0	0	0	0	0	0.0
BREVARD	12/4/12		3	0-0	.000	0-0	.000	0-0	.000	0	0	0	0.0	0	0	0	0	0	0	0.0
COASTAL CAROLINA	01/30/13		0	0-0	.000	0-0	.000	0-0	.000	0	0	0	0.0	0	0	0	0	0	0	0.0
Totals		0	8	0-0	.000	0-0	.000	0-0	.000	0	0	0	0.0	1	0	0	0	0	0	0.0


Games played: 4  
Minutes/game: 2.0

**\*\*CAREER-HIGHS\*\***

**\*\*CAREER-HIGHS BIG SOUTH GAMES\*\***

Points.....none  
 Minutes .....4 (two times)  
 FGM.....none  
 FGA .....none  
 3PTFGM.....none  
 3PTFGAs.....none  
 FTM .....none  
 FTA .....none  
 Rebounds ..... 1 (vs. Central Penn, 11-26-11)  
 Assists .....none  
 Blocks .....none  
 Steals.....none  
 Turnovers ..... 1, (vs. Central Penn, 11-26-11)

Points.....none  
 Minutes .....2 (two times)  
 FGM.....none  
 FGA .....none  
 3PTFGM.....none  
 3PTFGAs.....none  
 FTM .....none  
 FTA .....none  
 Rebounds .....none  
 Assists .....none  
 Blocks.....none  
 Steals.....none  
 Turnovers .....none



# Torrell PRIEST

6-0, Senior, Guard  
Yonkers, NY  
(Fort Mill H.S. (SC))

# 21


NO GAMES PLAYED YET

**\*\*CAREER-HIGHS\*\***

**\*\*CAREER-HIGHS BIG SOUTH GAMES\*\***

Points.....none  
Minutes .....none  
FGM.....none  
FGA .....none  
3PTFGM.....none  
3PTFGAs.....none  
FTM .....none  
FTA .....none  
Rebounds .....none  
Assists .....none  
Blocks .....none  
Steals.....none  
Turnovers .....none

Points.....none  
Minutes .....none  
FGM.....none  
FGA .....none  
3PTFGM.....none  
3PTFGAs.....none  
FTM .....none  
FTA .....none  
Rebounds .....none  
Assists .....none  
Blocks .....none  
Steals.....none  
Turnovers .....none



# Steve JOHNSON

6-8, Junior, Center  
 Fayetteville, NC  
 (Brunswick Community College)

# 22

Opponent	Date	gs	min	Total		3-Pointers		Free throws		Rebounds				pf	a	t/o	blk	stl	pts	avg
				fg-fga	pct	3fg-fga	pct	ft-fa	pct	off	def	tot	avg							
ST. ANDREWS	11/10/12		13	1-5	.200	0-1	.000	1-2	.500	0	3	3	3.0	2	0	0	0	0	3	3.0
at Indiana State	11-13-12		17	2-8	.250	2-4	.500	1-2	.500	3	2	5	4.0	4	0	1	0	0	7	5.0
VA COMMONWEALTH	11/17/12		12	1-1	1.000	1-1	1.000	0-0	.000	0	2	2	3.3	2	0	2	0	0	3	4.3
LENOIR-RHYNE	11/20/12		19	0-2	.000	0-1	.000	1-2	.500	1	7	8	4.5	4	2	0	0	1	1	3.5
at Wofford	11/28/12		18	1-5	.200	0-3	.000	0-0	.000	2	2	4	4.4	2	1	0	0	0	2	3.2
at James Madison	12/01/12		7	0-2	.000	0-0	.000	0-0	.000	0	1	1	3.8	2	1	0	1	0	0	2.7
at Ohio University	12/15/12		8	0-2	.000	0-1	.000	3-4	.750	1	2	3	3.7	2	0	0	0	0	3	2.7
at Ohio State	12/18/12		10	1-3	.333	0-2	.000	1-2	.500	0	1	1	3.4	1	0	0	0	0	3	2.8
at Auburn	12-22-12		14	0-2	.000	0-1	.000	0-0	.000	1	2	3	3.3	0	1	0	0	0	0	2.4
HAMPTON	12/30/12		9	3-5	.600	0-0	.000	0-0	.000	1	1	2	3.2	5	1	2	0	0	6	2.8
NORTH CAROLINA CENT	01/02/13		14	0-2	.000	0-1	.000	1-2	.500	2	2	4	3.3	0	0	1	0	2	1	2.6
HIGH POINT	01/05/13		17	3-7	.429	0-1	.000	2-2	1.000	0	6	6	3.5	1	0	0	0	0	8	3.1
at Charleston Southern	01/09/13		8	0-1	.000	0-0	.000	0-0	.000	0	0	0	3.2	0	0	0	0	0	0	2.8
at VMI	01/12/13		18	1-4	.250	0-0	.000	0-0	.000	1	1	2	3.1	1	0	0	0	0	2	2.8
PRESBYTERIAN	01/16/13 *		17	3-5	.600	0-0	.000	4-5	.800	1	1	2	3.1	3	1	0	0	1	10	3.3
at Campbell	01/19/13 *		16	0-3	.000	0-1	.000	2-2	1.000	2	3	5	3.2	2	0	2	0	1	2	3.2
GARDNER-WEBB	01/23/13		9	2-2	1.000	0-0	.000	0-0	.000	1	1	2	3.1	0	0	0	0	0	4	3.2
at Radford	01/26/13		6	0-1	.000	0-0	.000	0-0	.000	0	0	0	2.9	1	0	0	0	0	0	3.1
COASTAL CAROLINA	01/30/13		8	1-2	.500	0-0	.000	0-0	.000	1	1	2	2.9	1	1	1	0	0	2	3.0
Totals		2	240	19-62	.306	3-17	.176	16-23	.696	17	38	55	2.9	33	8	9	1	5	57	3.0

Games played: 19  
 Minutes/game: 12.6  
 Points/game: 3.0  
 FG Pct: 30.6  
 3FG Pct: 17.6  
 FT Pct: 69.6

Rebounds/game: 2.9  
 Assists/game: 0.4  
 Turnovers/game: 0.5  
 Assist/turnover ratio: 0.9  
 Steals/game: 0.3  
 Blocks/game: 0.1

### \*\*CAREER-HIGHS\*\*

Points.....10 (vs. Presbyterian College, 1-16-13)  
 Minutes.....19 (vs. Lenoir-Rhyne, 11-20-12)  
 FGM.....3 (two times)  
 FGA.....8 (at Indiana State, 11-13-12)  
 3PTFGM.....2 (at Indiana State, 11-13-12)  
 3PTFGAs.....4 (at Indiana State, 11-13-12)  
 FTM.....4 (vs. Presbyterian College, 1-16-13)  
 FTA.....5 (vs. Presbyterian College, 1-16-13)  
 Rebounds.....8 (vs. Lenoir-Rhyne, 11-20-12)  
 Assists.....2 (vs. Lenoir-Rhyne, 11-20-12)  
 Blocks.....1 (at James Madison, 12-1-12)  
 Steals.....1 (three times)  
 Turnovers.....2 (two times)

### \*\*CAREER-HIGHS BIG SOUTH GAMES\*\*

Points.....8 (vs. High Point, 1-5-13)  
 Minutes.....18 (at VMI, 1-12-13)  
 FGM.....3 (two times)  
 FGA.....7 (vs. High Point, 1-5-13)  
 3PTFGM.....none  
 3PTFGAs.....1 (vs. High Point, 1-5-13)  
 FTM.....4 (vs. Presbyterian College, 1-16-13)  
 FTA.....5 (vs. Presbyterian College, 1-16-13)  
 Rebounds.....6 (vs. High Point, 1-5-13)  
 Assists.....1 (vs. Presbyterian College, 1-16-13)  
 Blocks.....none  
 Steals.....1 (two times)  
 Turnovers.....3 (two times)



# Larry BROWN

6-6, Sophomore, Forward  
 Red Spring, NC  
 (Fork Union Military Academy)

# 23

Opponent	Date	gs	min	Total		3-Pointers		Free throws		Rebounds				pf	a	t/o	blk	stl	pts	avg	
				fg-fga	pct	3fg-fga	pct	ft-fa	pct	off	def	tot	avg								
ST. ANDREWS	11/10/12	*	26	2-6	.333	0-0	.000	1-3	.333	5	4	9	9.0	1	3	1	2	1	5	5.0	
at Indiana State	11-13-12	*	21	2-4	.500	0-0	.000	0-1	.000	5	2	7	8.0	5	0	0	0	1	4	4.5	
VA COMMONWEALTH	11/17/12	*	32	3-7	.429	0-1	.000	0-0	.000	1	3	4	6.7	3	1	2	0	1	6	5.0	
LENOIR-RHYNE	11/20/12	*	14	3-5	.600	0-0	.000	0-0	.000	0	2	2	5.5	4	0	3	1	3	6	5.3	
at Wofford	11/28/12	*	20	1-4	.250	0-0	.000	0-0	.000	0	3	3	5.0	4	0	2	2	1	2	4.6	
at James Madison	12/01/12	*	25	0-1	.000	0-0	.000	0-0	.000	1	4	5	5.0	2	0	4	0	2	0	3.8	
BREVARD	12/4/12	*	22	4-7	.571	0-0	.000	0-0	.000	3	4	7	5.3	1	2	1	1	3	8	4.4	
at Ohio University	12/15/12	*	30	3-6	.500	0-0	.000	3-3	1.000	3	6	9	5.8	2	0	4	2	3	9	5.0	
at Ohio State	12/18/12	*	16	1-2	.500	0-0	.000	2-2	1.000	0	3	3	5.4	4	0	3	0	1	4	4.9	
at Auburn	12-22-12	*	15	2-5	.400	0-0	.000	2-3	.667	2	3	5	5.4	3	0	0	1	1	6	5.0	
HAMPTON	12/30/12	*	18	2-8	.250	0-0	.000	0-0	.000	3	5	8	5.6	3	1	1	1	1	4	4.9	
NORTH CAROLINA CENT	01/02/13	*	34	6-10	.600	0-0	.000	3-7	.429	5	2	7	5.8	5	0	1	0	1	15	5.8	
HIGH POINT	01/05/13	*	23	4-6	.667	0-0	.000	1-2	.500	1	5	6	5.8	5	1	1	3	0	9	6.0	
at Charleston Southern	01/09/13	*	28	5-5	1.000	0-0	.000	2-3	.667	0	7	7	5.9	3	0	1	1	0	12	6.4	
at VMI	01/12/13	*	27	4-11	.364	0-0	.000	0-0	.000	6	3	9	6.1	3	1	2	0	1	8	6.5	
PRESBYTERIAN	01/16/13		22	2-4	.500	0-0	.000	2-3	.667	2	3	5	6.0	3	0	3	1	2	6	6.5	
at Campbell	01/19/13		18	1-2	.500	0-0	.000	0-0	.000	2	4	6	6.0	4	0	0	0	1	2	6.2	
GARDNER-WEBB	01/23/13	*	25	0-3	.000	0-0	.000	0-0	.000	1	5	6	6.0	1	0	3	1	1	0	5.9	
at Radford	01/26/13	*	28	2-4	.500	0-0	.000	0-0	.000	2	6	8	6.1	4	1	3	1	0	4	5.8	
COASTAL CAROLINA	01/30/13	*	22	0-4	.000	0-0	.000	3-4	.750	2	2	4	6.0	3	0	1	0	0	3	5.7	
Totals			18	466	47-104	.452	0-1	.000	19-31	.613	44	76	120	6.0	63	10	36	17	24	113	5.7

Games played: 20  
 Minutes/game: 23.3  
 Points/game: 5.7  
 FG Pct: 45.2  
 3FG Pct: 0.0  
 FT Pct: 61.3

Rebounds/game: 6.0  
 Assists/game: 0.5  
 Turnovers/game: 1.8  
 Assist/turnover ratio: 0.3  
 Steals/game: 1.2  
 Blocks/game: 0.9

**\*\*CAREER-HIGHS\*\***

Points.....15 (vs. North Carolina Central, 1-2-12)  
 Minutes.....34 (vs. North Carolina Central, 1-2-12)  
 FGM.....6 (vs. North Carolina Central, 1-2-12)  
 FGA.....11 (at VMI, 1-12-13)  
 3PTFGM.....none  
 3PTFGAs.....1 (three times)  
 FTM.....3 (three times)  
 FTA.....7 (vs. North Carolina Central, 1-2-12)  
 Rebounds.....9 (three times)  
 Assists.....3 (vs. St. Andrews, 11-10-12)  
 Blocks.....2 (four times)  
 Steals.....3 (two times)  
 Turnovers.....4 (two times)

**\*\*CAREER-HIGHS BIG SOUTH GAMES\*\***

Points.....12 (at Charleston Southern, 1-9-13)  
 Minutes.....28 (at Charleston Southern, 1-9-13)  
 FGM.....5 (at Charleston Southern, 1-9-13)  
 FGA.....11 (at VMI, 1-12-13)  
 3PTFGM.....none  
 3PTFGAs.....none  
 FTM.....3 (vs. Coastal Carolina, 1-30-13)  
 FTA.....4 (vs. Coastal Carolina, 1-30-13)  
 Rebounds.....9 (at VMI, 1-12-13)  
 Assists.....1 (three times)  
 Blocks.....3 (vs. High Point, 1-5-13)  
 Steals.....2 (two times)  
 Turnovers.....3 (two times)



# Tevin PRESCOTT

6-5, Freshman, Forward  
 Hartsville, SC  
 (Hartsville H.S.)

# 31

Opponent	Date	gs	min	Total		3-Pointers		Free throws		Rebounds				pf	a	t/o	blk	stl	pts	avg	
				fg-fga	pct	3fg-fga	pct	ft-fa	pct	off	def	tot	avg								
ST. ANDREWS	11/10/12		7	1-1	1.000	0-0	.000	1-2	.500	1	0	1	1.0	3	0	1	0	1	3	3.0	
LENOIR-RHYNE	11/20/12		2	0-0	.000	0-0	.000	0-0	.000	0	0	0	0.5	0	0	0	0	0	0	1.5	
at James Madison	12/01/12		0	0-0	.000	0-0	.000	0-0	.000	0	0	0	0.3	0	0	0	0	0	0	1.0	
BREVARD	12/4/12		1	0-0	.000	0-0	.000	0-0	.000	0	0	0	0.3	0	0	0	2	0	0	0.8	
COASTAL CAROLINA	01/30/13		0	0-0	.000	0-0	.000	0-0	.000	0	0	0	0.2	0	0	0	0	0	0	0.6	
Totals			0	10	1-1	1.000	0-0	.000	1-2	.500	1	0	1	0.2	3	0	1	2	1	3	0.6

Games played: 5  
 Minutes/game: 2.0  
 Points/game: 0.6  
 FG Pct: 100.0  
 FT Pct: 50.0

Rebounds/game: 0.2  
 Turnovers/game: 0.2  
 Steals/game: 0.2  
 Blocks/game: 0.4

**\*\*CAREER-HIGHS\*\***

Points.....3 (vs. St. Andrews, 11-10-12)  
 Minutes .....7 (vs. St. Andrews, 11-10-12)  
 FGM.....1 (vs. St. Andrews, 11-10-12)  
 FGA .....1 (vs. St. Andrews, 11-10-12)  
 3PTFGM.....none  
 3PTFGAs.....none  
 FTM .....1 (vs. St. Andrews, 11-10-12)  
 FTA .....2 (vs. St. Andrews, 11-10-12)  
 Rebounds .....1 (vs. St. Andrews, 11-10-12)  
 Assists .....none  
 Blocks .....2 (vs. Brevard College, 12-4-12)  
 Steals.....1 (vs. St. Andrews, 11-10-12)  
 Turnovers .....1 (vs. St. Andrews, 11-10-12)

**\*\*CAREER-HIGHS BIG SOUTH GAMES\*\***

Points.....none  
 Minutes .....none  
 FGM.....none  
 FGA .....none  
 3PTFGM.....none  
 3PTFGAs.....none  
 FTM .....none  
 FTA .....none  
 Rebounds .....none  
 Assists .....none  
 Blocks.....none  
 Steals.....none  
 Turnovers .....none



# Christian FARMER

# 34

6-5, Junior, Guard  
Charlotte, NC  
(Tallahassee Community College)

Opponent	Date	gs	min	Total		3-Pointers		Free throws		Rebounds				pf	a	t/o	blk	stl	pts	avg
				fg-fga	pct	3fg-fga	pct	ft-fga	pct	off	def	tot	avg							
ST. ANDREWS	11/10/12		24	4-10	.400	3-8	.375	0-1	.000	0	2	2	2.0	2	4	4	0	1	11	11.0
at Indiana State	11-13-12	9		1-5	.200	1-5	.200	0-0	.000	0	0	0	1.0	2	0	3	0	0	3	7.0
VA COMMENWEALTH	11/17/12	11		0-2	.000	0-2	.000	0-0	.000	0	1	1	1.0	1	0	1	0	0	0	4.7
LENOIR-RHYNE	11/20/12	16		1-4	.250	1-3	.333	1-2	.500	1	0	1	1.0	2	1	0	0	0	4	4.5
at Wofford	11/28/12	16		3-8	.375	3-7	.429	0-0	.000	0	0	0	0.8	1	0	0	0	0	9	5.4
at James Madison	12/01/12	16		1-7	.143	1-7	.143	0-0	.000	1	1	2	1.0	2	0	0	0	1	3	5.0
BREVARD	12/4/12	21		4-9	.444	3-8	.375	0-0	.000	0	0	0	0.9	3	1	1	1	0	11	5.9
at Ohio University	12/15/12	4		0-1	.000	0-1	.000	0-0	.000	0	0	0	0.8	0	0	0	0	0	0	5.1
at Ohio State	12/18/12	19		2-4	.500	2-3	.667	1-2	.500	1	0	1	0.8	0	0	2	0	0	7	5.3
at Auburn	12-22-12	13		5-9	.556	4-8	.500	1-1	1.000	0	1	1	0.8	1	0	0	0	0	15	6.3
PRESBYTERIAN	01/16/13	3		1-2	.500	1-1	1.000	0-0	.000	0	0	0	0.7	0	0	0	0	0	3	6.0
at Campbell	01/19/13	11		3-8	.375	2-6	.333	0-0	.000	0	0	0	0.7	2	0	1	0	0	8	6.2
GARDNER-WEBB	01/23/13	14		4-5	.800	3-4	.750	2-4	.500	0	2	2	0.8	1	0	1	0	1	13	6.7
at Radford	01/26/13	9		1-5	.200	1-5	.200	0-0	.000	0	0	0	0.7	0	0	1	0	0	3	6.4
COASTAL CAROLINA	01/30/13	10		0-3	.000	0-3	.000	0-0	.000	0	0	0	0.7	0	0	0	0	0	0	6.0
Totals		0	196	30-82	.366	25-71	.352	5-10	.500	3	7	10	0.7	17	6	14	1	3	90	6.0

Games played: 15  
Minutes/game: 13.1  
Points/game: 6.0  
FG Pct: 36.6  
3FG Pct: 35.2  
FT Pct: 50.0

Rebounds/game: 0.7  
Assists/game: 0.4  
Turnovers/game: 0.9  
Assist/turnover ratio: 0.4  
Steals/game: 0.2  
Blocks/game: 0.1

## \*\*CAREER-HIGHS\*\*

Points.....15 (at Auburn, 12-22-12)  
Minutes .....24 (vs. St. Andrews, 11-10-12)  
FGM.....5 (at Auburn, 12-22-12)  
FGA .....10 (vs. St. Andrews, 11-10-12)  
3PTFGM.....4 (at Auburn, 12-22-12)  
3PTFGAs.....8 (two times)  
FTM .....2 (vs. Gardner-Webb, 1-23-13)  
FTA .....4 (vs. Gardner-Webb, 1-23-13)  
Rebounds .....2 (vs. St. Andrews, 11-10-12)  
Assists .....4 (vs. St. Andrews, 11-10-12)  
Blocks .....1 (vs. Brevard College, 12-4-12)  
Steals.....1 (three times)  
Turnovers .....4 (vs. St. Andrews, 11-10-12)

## \*\*CAREER-HIGHS BIG SOUTH GAMES\*\*

Points.....13 (vs. Gardner-Webb, 1-23-13)  
Minutes .....14 (vs. Gardner-Webb, 1-23-13)  
FGM.....4 (vs. Gardner-Webb, 1-23-13)  
FGA .....8 (at Campbell, 1-19-13)  
3PTFGM.....3 (vs. Gardner-Webb, 1-23-13)  
3PTFGAs.....6 (at Campbell, 1-19-13)  
FTM .....2 (vs. Gardner-Webb, 1-23-13)  
FTA .....4 (vs. Gardner-Webb, 1-23-13)  
Rebounds .....2 (vs. Gardner-Webb, 1-23-13)  
Assists .....none  
Blocks .....none  
Steals.....1 (vs. Gardner-Webb, 1-23-13)  
Turnovers .....1 (two times)