

**2011-12 Liberty  
Men's Basketball  
Quick Facts**

**General Information**

Name of School..... Liberty University  
 City/Zip ..... Lynchburg, Va. 24502  
 Founded ..... 1971  
 Enrollment ..... 12,200  
 Nickname..... Flames  
 School Colors ..... Red, White & Blue  
 Home Arena..... Vines Center  
 Capacity..... 8,085  
 Affiliation..... NCAA Division I  
 Conference..... Big South  
 Founder ..... Dr. Jerry Falwell  
 Chancellor ..... Jerry Falwell, Jr.  
 Director of Athletics..... Jeff Barber  
 Athletics Dept. Phone..... (434) 582-2100

**Men's Basketball Information**

Head Coach..... Dale Layer  
 Alma Mater ..... Eckerd, '80  
 Record at School ..... 36-33 (Third Year)  
 Career Record..... 306-226 (19th Year)  
 Assistant Coaches  
 ..Jason Eaker (Texas-Pan American, '04)  
 .....Matt Olinger (Liberty, '08)  
 .... Brian Joyce (Oklahoma Christian, '95)  
 Certified Athletic Trainer  
 ..... Aaron Schreiner (Taylor, '02)

**History**

First Season of Basketball..... 1972-73  
 All-Time Record ..... 560-588  
 NCAA Tournament Appearances..... 2  
 Last NCAA Appearance..... 2004  
 Opponent..... St. Joseph's  
 Result..... L/82-63 (First Round)  
 Final/Highest Ranking ..... N/A  
 Final 2010-11 Record ..... 19-13  
 Conference Record/Finish..... 13-5/2nd  
 Starters Returning/Lost..... 4/1  
 Letterwinners Returning/Lost..... 6/1  
 Newcomers..... 6

**Athletics Communications Info.**

Asst. AD - Communications  
 ..... Todd Wetmore  
 SID Office Phone ..... (434) 582-2292  
 Cell Phone ..... (434) 841-8974  
 Email Address..... twetmore@liberty.edu  
 Assoc. Director ..... Ryan Bomberger  
 Cell Phone ..... (434) 221-5576  
 Email Address..... rbomberger@liberty.edu  
 Asst. Director ..... Paul Carmany  
 Cell Phone ..... (434) 221-5575  
 Email Address..... pjcarmany@liberty.edu  
 Asst. Director ..... Eric Brown  
 Cell Phone ..... (434) 221-8817  
 Email Address..... eqbrown@liberty.edu  
 Asst. Director ..... Joe Carmany  
 Cell Phone ..... (434) 534-4325  
 Email Address..... jacarmany@liberty.edu  
 MBB Contact ..... Eric Brown  
 Ath. Comm. Fax..... (434) 582-2076  
 Website..... LibertyFlames.com

**Media Information**

**Radio**

Station ..... WRVL (88.3 FM)  
 Play-By-Play..... Nick Pierce

**Television**

**Game No. 7 - Nov. 26, 2011**

**Liberty FLAMES  
(2-4, 0-0 Big South)**



at

**Georgia State PANTHERS  
(2-3, 0-0 CAA)**



**Atlanta, Ga. - Sports Arena - 7:30 p.m.**

**The Game**

Looking to bounce back from a three-game losing skid in the Vines Center, the Liberty men's basketball team will hit the road to take on Georgia State, Saturday. The contest marks the first-ever meeting between the Flames and the Panthers. Game time inside Sports Arena is slated for 7:30 p.m.

**Recent Results**

The Liberty men's basketball team suffered its third-straight defeat, Sunday afternoon, falling to William & Mary in the Vines Center, 65-64.

The final matchup of the 2K Sports Classic benefiting Coaches vs. Cancer came down to a game of free throws. With the Tribe holding a one-point edge after an old-fashioned three-point play by Quinn McDowell, John Caleb Sanders had a chance to sink the game-winning basket after being fouled at the other end with one second remaining. Unfortunately, the sophomore was unable to connect on either free throw attempt, as the visitors hung on to win.

Jesse Sanders achieved a career milestone for the third straight game, surpassing the 900-point mark. The Sugar Land, Texas native reached the mark with two free throws with 6:59 left in the first half. He now has 908 tallies as a Flame.

Tavares Speaks led Liberty with 13 points, while McDowell paced the Tribe with 18. With the defeat, Liberty fell to 2-4 on the season.

**Watch and Listen to the Flames**

Saturday's contest will be video streamed live via Panther Insider and available on GeorgiaState Sport.com.

There will be a Flames Sports Network radio broadcast (flagship WRVL 88.3 FM) for the weekend's contests, with Alan York providing the play-by-play. In addition to the radio broadcast, an Internet audio broadcast on LibertyFlames.com will be available.

**Liberty's Probable Starters**

No.	Name	Pos.	Ht.	Wt.	Yr.	PPG	RPG	Other Stats
25	Jesse Sanders	G	6-3	200	Sr.	12.0	7.8	7.7 apg
33	John Caleb Sanders	G	6-0	180	So.	12.8	3.2	33.3 3FG%
22	Tavares Speaks	G	6-4	185	Jr.	11.3	2.2	47.5 FG%
14	David Minaya	F	6-6	205	R-Sr.	14.2	4.2	43.4 FG%
24	Antwan Burrus	F	6-6	220	Jr.	10.2	6.2	59.1 FG%

**Reserves**

1	Tanner Hoyt	G	6-6	185	Sr.	0.0	1.0	--
2	Chene Phillips	G	6-2	170	So.	2.7	4.2	80.0 FT%
5	Kelly Assinesi	G	6-0	170	Fr.	0.8	0.0	--
11	Andrew Smith	F	6-9	220	Fr.	0.0	0.0	--
15	Ethan Layer	G	6-1	160	Fr.	1.3	0.2	--
21	Joel Vander Pol	C	6-10	230	R-So.	3.3	2.7	1 block
23	Hart Gliedman	F	6-5	210	R-Fr.	0.8	0.4	--
31	Stephen Baird	F	6-8	220	R-Fr.	2.5	1.0	--

## 2011-12 Liberty Men's Basketball Schedule/Results

**Overall: 2-4**  
**Big South: 0-0**

11/9 at No. 19 Texas A&M (2K Sports) L/59-81  
11/11 **RANDOLPH COLLEGE** W/81-58  
11/14 at William & Mary W/75-72

### 2K Sports Classic (Lynchburg Subregional)

11/18 **EASTERN KENTUCKY**^# L/65-73  
11/19 **LEHIGH**# L/80-90  
11/20 **WILLIAM & MARY**^# L/64-65

11/26 at Georgia State 7:30 p.m.  
12/1 at Campbell \*# 7 p.m.  
12/3 at Coastal Carolina\*# 2 p.m.  
12/6 **UNC WILMINGTON**^# 7 p.m.  
12/10 **VIRGINIA INTERMONT**^# 7 p.m.  
12/17 **HAMPTON**^# 7 p.m.  
12/20 **MONTREAT**# 7 p.m.  
12/28 at Richmond 7 p.m.  
12/31 **CHARLESTON SOUTHERN** \* 2 p.m.  
1/2 **PRESBYTERIAN COLLEGE** \*\*# 7 p.m.  
1/7 at UNC Asheville \*# 4:30 p.m.  
1/10 at VMI \*\*# 7 p.m.  
1/12 **RADFORD** \*\*# 7 p.m.  
1/14 **WINTHROP** \*\*# 7 p.m.  
1/21 at High Point \*# 7 p.m.  
1/26 at Winthrop \*# 7 p.m.  
1/28 at Radford \*\*# 4 p.m.  
2/2 **GARDNER-WEBB** \*\*# 7 p.m.  
2/4 **UNC ASHEVILLE** \*\*# 7 p.m.  
2/9 at Charleston Southern \*# 7:30 p.m.  
2/11 at Presbyterian College \*# 7 p.m.  
2/14 **VMI**^# 7 p.m.  
2/18 at ESPNU BracketBusters TBA  
2/23 **COASTAL CAROLINA** \*\*# 7 p.m.  
2/25 **CAMPBELL**^\* & ^# 7 p.m.

### Big South MBB Championship

2/27 First Round (Higher Seeds) 7 p.m.  
2/29 Quarterfinals (Season Champ) 12-8 p.m.  
3/1 Semifinals (Season Champ)! 6/8 p.m.  
3/3 Finals (Higher Seed)\$ 4 p.m.

### Home Games in BOLD CAPS

\* - Big South Conference Game

All times are Eastern Standard Time

^ - Broadcast on Flames Sports Network

# - Broadcast on Big South Network

& - Broadcast on MASN

! - Broadcast on ESPNU

\$ - Broadcast on ESPN 2



## Head Coach Dale Layer



**Record at Liberty: 36-33 (Third Year)**  
**Career Record: 306-226 (19th Year)**

**2010-11 Big South Coach of the Year**

**Mountain West Conference Championship: 2003**

**1 NCAA Division I Tournament Appearance: 2003**

**2 NCAA Division II Tournament Appearances: 1996 (Sweet 16), 1998**

Liberty head men's basketball coach Dale Layer became the program's eighth head coach on April 8, 2009, returning to Liberty Mountain after previously serving as an assistant coach for the Flames during the 2007-08 season.

Layer and the Flames are coming off a solid season, finishing the 2010-11 campaign with a 19-13 record and a 13-5 posting in the Big South Conference. Liberty's win total among conference opponents set a new standard for most Big South wins in a single season, surpassing the previous mark of 12.

Tabbed during the preseason to finish sixth in the Big South, the Flames proved to be the surprise of the season, clinching second place in the conference standings. The Flames record-setting run in conference play allowed Layer to become the first coach in program history to earn Big South Coach of the Year honors. The skipper was not the only member of the program to take home conference accolades this season, as Layer's pupil, junior point guard Jesse Sanders was voted Big South Player of the Year.

Layer is currently in his third head coaching stint and first since leaving Colorado State in 2007. Layer, 52, came to Liberty following a successful run as an assistant coach at BIG EAST member and nationally ranked Marquette in the 2008-09 season, where he worked with the guards. Layer helped the Eagles to a 25-10 record and a second round appearance in the NCAA Tournament despite lacking the full-time services of All-American Dominic James, who was injured near the end of the season.

Layer first served as an assistant at Liberty during the 2007-08 season, helping the Flames to their best regular-season finish since winning the 2004 Big South Championship.

Layer has also demonstrated the ability to develop a player's talent, including former Colorado State center Jason Smith. The seven-footer scored over 1,500 points for Layer's Rams during his three seasons with the program, before entering the NBA Draft following his junior campaign. Due to his development under Layer's tutelage, Smith was chosen with the 20th selection of the NBA Draft's first round by the Miami Heat in 2007.

His rights were later traded to the Philadelphia 76ers. When Smith graduated from high school, he was ranked as the 276th best player in his class and in three seasons under Layer, he developed into the 20th selection in the NBA Draft. In addition, several of Layer's recruiting classes at Colorado State were ranked among the top 40 nationally by various recruiting publications.

Layer has a career 306-226 record (18 years) as a head coach, including nine seasons at the helm of Queens in Charlotte, N.C. He also served as the athletics director while at the school and started the basketball program in 1989 from scratch at the formerly all women's institution. Layer's student-athletes have excelled in the classroom, too. In Layer's 18 seasons as a head coach, he has accompanied 46 seniors to be honored on senior night, and all 46 earned a college degree, a 100 percent graduation rate of all players who finish their eligibility.

After graduating from Eckerd in St. Petersburg, Fla., in 1980, Layer started his coaching career as an assistant under Jim Harley, his former coach. Before moving on to Queens, Layer spent seven of the next eight years at Eckerd except for the 1982-83 season, when he was an assistant at Eastern Kentucky.

Layer made the jump to Division I in 1998 when Ritchie McKay took the head coaching job at Colorado State and named him to his staff. During McKay's two seasons with the Rams, Layer helped lead Colorado State to the NIT Tournament in 1999, where they beat Mississippi State and Colorado, before falling to eventual champion, California.

While with the Rams, Layer had a 103-106 record, including a 17-13 mark in 2007. In 2003, Layer led Colorado State to the Mountain West Conference Championship and its first NCAA Tournament bid in 13 years, falling to Duke in the first round.

Among Layer's accomplishments, he also holds a place in two collegiate Hall of Fames. On May 12, 2011, he was inducted into the Eckerd Hall of Fame, where he still holds the basketball program's single-season assist record. Layer is also a member of the Queens University Hall of Fame, receiving the nod at the conclusion of the 2009-10 season.

**Top 50 Scorers  
in Liberty History**

1. Karl Hess	2,373
2. Larry Blair	2,211
3. Bailey Alston	2,115
4. Mark Chafin	1,947
5. Steve Isaacs	1,777
6. Anthony Smith	1,754
7. Peter Aluma	1,715
8. Ed Vickers	1,658
9. Willard Deshazor	1,569
10. Larry Jackson	1,539
11. Matt Hildebrand	1,515
12. George Sweet	1,422
13. Chris Caldwell	1,391
14. Julius Nwosu	1,248
15. Greg McCauley	1,228
16. Eric Gordon	1,154
17. Kyle Ohman	1,141
18. Cliff Webber	1,100
19. Mike Coleman	1,065
20. Mike Goad	1,013
21. Mike Minett	1,001
22. Alex McLean	954
<b>23. Jesse Sanders</b>	<b>908</b>
23. Gabe Martin	890
25. Mark Reed	842
26. Brad Hamersley	831
27. Evan Gordon	820
28. David Dees	794
29. Jason Dixon	761
30. Charles Richardson	755
31. Ed Gomes	751
32. Delawn Grandison	713
33. Seth Curry	707
34. Rodney Harrison	689
35. Nathan Day	683
36. Jason Sarchet	658
37. Kenny Gunn	651
38. Erik Sorensen	623
39. Tim Scarborough	616
40. Barry Taylor	610
41. Vincent Okotie	588
42. Chris Toomer	583
43. Mark Swift	582
44. Mickey Baker	582
45. Keith Ferguson	576
46. Marcus White	567
47. Dave Denny	548
48. Jody Chapman	543
49. Ryan Mantlo	520
50. David Minaya	516

**Other Current Players:**  
Antwan Burrus 470



**Series History**

First Meeting

***Coaching Matchup***

**Liberty Head Coach:** Dale Layer

**Overall Record (Seasons):** 306-226 (19th Season)

**Record at Liberty (Seasons):** 36-33

**Record vs. Georgia State:** First Meeting

**Georgia State Head Coach:** Ron Hunter

**Overall Record (Seasons):** 276-222 (18th Season)

**Record at Georgia State (Seasons):** 3-2 (First Season)

**Record vs. Liberty:** First Meeting

***Notes and Anecdotes***

- Georgia State Coach Ron Hunter received national attention for his support of Samaritan's Feet, an organization that collects shoes for underprivileged children. While at IU-PUI, Hunter coached barefoot against Oakland on Jan. 24, 2008, helping collect 250,000 pairs of shoes. The Flames have also actively supported Samaritan's Feet. During the 2009-10 season Jesse Sanders spoke to the entire student body in an effort to raise support for the organization.

- Liberty is looking to bounce back from a three-game losing skid, while Georgia State hopes to build upon two consecutive victories.

- In Georgia State's most recent game against Samford this past Tuesday, Jihad Ali led the Panthers with 20 points off the bench.

- Liberty is 15-37 all-time against current CAA schools. The Panthers are one-of-three CAA schools on the Flames' docket this year. Liberty has split contests with William & Mary this season and will host UNC Wilmington on Dec. 6.

<b>LU</b>	<b>Statistical Comparison</b>	<b>GSU</b>
2-4	Record	2-3
44.5	Field Goal Percentage	39.9
47.9	Opponent Field Goal Percentage	45.1
27.7	Three-Point Field Goal Percentage	29.5
3.8	Three-Pointers Made Per Game	38.3
69.2	Free Throw Percentage	64.5
34.8	Rebound Average	38.4
32.3	Opponent Rebound Average	32.8
+ 2.5	Rebound Differential	+ 5.6
70.7	Points Per Game	67.2
73.2	Points Allowed Per Game	67.6
+ 1.3	Point Differential	- 0.4

<b>LU</b>	<b>2011-12 Statistical Leaders</b>	<b>GSU</b>
David Minaya (14.2 ppg)	Points	Devonta White (12.6 ppg)
Jesse Sanders (7.8 rpg)	Rebounds	Josh Micheaux (7.4 rpg)
Jesse Sanders (7.7 apg)	Assists	Devonta White (4.0 apg)
Antwan Burrus (1.0 bpg)	Blocks	Eric Buckner (2.8 bpg)
Tavares Speaks (1.7 spg)	Steals	Josh Micheaux (2.6 spg)
Antwan Burrus (59.1)	Field Goal %	Eric Buckner (57.5)
John Caleb Sanders (33.3)	3-Point Field Goal %	Rashaad Richardson (.435)
David Minaya (82.4)	Free Throw %	Devonta White (81.3)

## Big South Conference Update

### Overall Standings

	W	L	Pct.
Coastal Carolina	5	0	1.000
Campbell	5	0	1.000
Charleston So.	3	2	.600
VMI	3	2	.600
Presbyterian	3	3	.500
Radford	3	4	.429
UNC Asheville	2	3	.400
Liberty	2	4	.333
Gardner-Webb	2	4	.333
High Point	1	3	.250
Winthrop	0	5	.000

### Conference Standings

	W	L	Pct.
Campbell	0	0	.000
Charleston So.	0	0	.000
Coastal Carolina	0	0	.000
Gardner-Webb	0	0	.000
High Point	0	0	.000
Liberty	0	0	.000
Presbyterian	0	0	.000
Radford	0	0	.000
UNC Asheville	0	0	.000
VMI	0	0	.000
Winthrop	0	0	.000

### Upcoming Schedule

#### Saturday, Nov. 26

Central Penn at Winthrop, 4 p.m.  
 The Citadel at High Point, 7 p.m.  
 Coastal at Florida International, TBA  
 Gardner-Webb at Chattanooga (at Chattanooga Tournament), TBA  
 Liberty at Georgia State, 7 p.m.  
 UNC Asheville vs. TBA (Battle 4 Atlantis), TBA

#### Sunday, Nov. 27

Gardner-Webb vs. Savannah State (at Chattanooga Tournament), TBA

#### Tuesday, Nov. 29

High Point at Hampton, 7 p.m.

#### Thursday, Dec. 1

UNC Asheville at Gardner-Webb \*, 5:30 p.m.  
 Liberty at Campbell \*, 7 p.m.  
 VMI at Coastal Carolina \*, 7 p.m.  
 Winthrop at Presbyterian \*, 7 p.m.  
 Radford at Charleston So. \*, 7:30 p.m.

#### Saturday, Dec. 3

High Point at Campbell \*, 1 p.m.  
 Liberty at Coastal Carolina \*, 2 p.m.  
 VMI at Charleston Southern \*, 5:30 p.m.  
 Winthrop at Gardner-Webb \*, 7 p.m.  
 Radford at Presbyterian \*, 7 p.m.

#### Sunday, Dec. 4

USC Upstate at UNC Asheville, 2 p.m.

#### Monday, Dec. 5

Charleston So. at Florida State, 7 p.m.



## News and Notes from 2K Sports Classic (Nov. 18-20)

### *In Liberty's Game Against Eastern Kentucky*

- Jesse Sanders and David Minaya led the Flames with 19 points apiece. Sanders achieved a milestone finishing with four assists to pick up his 500th career helper. The Sugar Land, Texas native now has 517 assists as a Flame.

### *In Liberty's Game Against Lehigh*

- Liberty point guard Jesse Sanders achieved another milestone, grabbing his 600th career rebound late in the first half. The senior concluded the contest with eight boards and currently has 613 for his career.

- John Caleb Sanders paced the Flames' attack, tying his career high with 18 points.

- Along with John Caleb Sanders, four other Flames finished in double figures, including Minaya (16), Jesse Sanders (12), Tavares Speaks (11) and Antwan Burrus (10). Burrus finished with his first double-double of the season, adding 11 boards. Jesse Sanders narrowly missed a triple-double, chipping in 10 assists and eight rebounds.

- The Flames nearly erased an 18-point deficit, cutting it to three with under 12 minutes left in the second half.

### *In Liberty's Game Against William & Mary*

- Jesse Sanders achieved a career milestone for the third straight game, surpassing the 900-point mark. The Sugar Land, Texas native reached the mark with two free throws with 6:59 left in the first half. He now has 908 tallies as a Flame.

- With the Tribe holding a one-point edge after an old-fashioned three-point play by Quinn McDowell, John Caleb Sanders had a chance to sink the game-winning basket after being fouled at the other end with one second remaining. Unfortunately, the sophomore was unable to connect on either free throw attempt, as the visitors hung on to win.

Along with Speaks, four other Flames finished with double scoring figures – John Caleb Sanders (12), Jesse Sanders (11), David Minaya (12) and Antwan Burrus (10). Once again Jesse Sanders narrowly missed a triple double, chipping in 12 rebounds and seven assists.

### Miscellaneous Notes

- Liberty's three losses in the 2K Sports Classic last week mark the first time the Flames have dropped three consecutive contests at home since the 2005-06 season. That year, Liberty fell to Radford (60-50, Jan. 7, 2006), Marist (83-69, Jan. 10, 2006) and Birmingham Southern (61-51, Jan. 21, 2006). That year the Flames finished the season, 7-23.

- Last season, the Flames began the year with a 2-4. Liberty won its next four games and end the year with a 19-13 record and a 13-5 posting in conference play.

- During the 2010-11 season, Liberty did not drop three-straight contests until the end of the year, when it lost to VMI (79-69, Feb. 15), Iona (77-57, Feb. 19) and Winthrop (61-56, Feb. 24). The Flames end the season on a five-game losing skid, also falling to Presbyterian and High Point.

- Antwan Burrus' numbers are up considerably from last season. Finishing the season with 6.5 points and 4.2 rebounds per game, Burrus is currently averaging 10.2 points and the Flames second-leading rebounder with 6.2 boards.



### Miscellaneous Stats for the 2011-12 Flames

#### Team Scoring Leaders

John Caleb Sanders	2 times
Tavares Speaks	2 times
David Minaya	2 times
Jesse Sanders	1 time

#### 20-Point Games

David Minaya	1 time
--------------	--------

#### Team Rebounding Leaders

Jesse Sanders	4 times
Chene Phillips	1 time
Joel Vander Pol	1 time
David Minaya	1 time
Antwan Burrus	1 time

#### 10-Rebound Games

Jesse Sanders	1 time
Antwan Burrus	1 time

#### Team Assist Leaders

Jesse Sanders	6 times
---------------	---------

#### 5-Assist Games

Jesse Sanders	5 times
---------------	---------

#### Team Steal Leaders

Tavares Speaks	3 times
Jesse Sanders	2 times
John Caleb Sanders	1 time
Antwan Burrus	1 time
David Minaya	1 time

#### 3-Steal Games

Tavares Speaks	1 time
Jesse Sanders	1 time
John Caleb Sanders	1 time

#### Team Blocked Shot Leaders

Antwan Burrus	4 times
Stephen Baird	1 time

\* Includes Ties

### 2010-11 Season Highlights

- The Flames went 13-5 in Big South play during the 2010-11 season, setting a new program record for most conference wins in a season.

- Dale Layer was named Liberty's first-ever Big South Coach of the Year last season, leading the Flames to a second-place finish in conference play. Layer picked up his 300th career coaching win against 2011 Big South champion UNC Asheville on Jan. 27, as the Flames defeated the Bulldogs in the Vines Center courtesy of a buzzer-beating layup in overtime, 83-81.

- Point guard Jesse Sanders was the first Flame ever to be tabbed Big South Player of the Year and earn honorable mention AP All-America recognition, averaging 11.3 points, 6.0 rebounds and 5.7 assists per game. Sanders needs 177 assists this season to break school record of 648 held by Karl Hess. The Sugar Land, Texas native is also on pace to become the 22nd member of Liberty's 1,000-point club.

### Home Improvement

The Flames closed out the 2010-11 season with a 12-4 (.750) record in the Vines Center. The mark is a vast improvement after the Flames finished 8-6 (.571) inside the facility during the 2009-10 campaign. Liberty's lowest winning percentage inside the Vines Center occurred during the 1990-91 season, when the Flames went 3-8 (.375) during home games. The following season, Liberty turned things around, finishing the season 14-1 at home and claiming its best winning percentage in the Vines Center (.933).

### Injury Report

The Flames will be without redshirt senior guard John Brown and forward Sammy Ogukwe both suffered season-ending injuries during the preseason.

Brown started all 32 contests for the Flames during the 2010-11 campaign and was named to the Big South All-Conference second team. The 6-4 guard was ranked No. 8 in the country and led the conference in rebounds, pulling down 10.8 boards per game. Along with his rebounding efforts, Brown was also the Flames' second-leading scorer (11.3 ppg) and finished the year with 14 double-doubles.

Ogukwe appeared in 30 contests for the Flames last season, starting in games against Notre Dame (Nov. 14) and UNC Wilmington (Nov. 16). The Abuja, Nigeria native was a key reserve for Layer's squad, finishing second on team in blocked shots with 22.

Update: The Flames will miss freshman forward Tomasz Gielo for approximately four weeks after suffering an arm injury during practice. Before arriving at Liberty, Gielo was a member of the Polish national team, representing his home country in the 2011 U19 FIBA World Championships and the 2011 U18 FIBA European Championships.

### New Assistant Coach

On Oct. 14, Liberty Men's Basketball Head Coach Dale Layer announced the promotion of Matt Olinger to assistant coach. Olinger takes over for Myron Guillory, who recently resigned to pursue other career opportunities.

Olinger is in his eighth year with the program, having previously spent three seasons as the director of basketball operations, two as a graduate assistant and two as a video coordinator.

### All-Time Assist Leaders at Liberty

Name	Seasons	Games	Assists	Avg.
Karl Hess	1977-1980	120	648	5.4
Matt Hildebrand	1991-94	116	583	5.0
Kenny Gunn	1982-85	98	535	5.5
<b>Jesse Sanders</b>	<b>2008-Present</b>	<b>101</b>	<b>517</b>	<b>5.1</b>
Ed Gomes	1974-76	64	476	7.4

### All-time Triple-Doubles

Name	Result	Opponent	Date
Jesse Sanders	10 points, 10 rebounds and 10 assists	Charleston So.	01-06-2011
Kyle Ohman	16 points, 12 rebounds and 10 assists	VMI	01-02-2010
Jesse Sanders	11 points, 10 rebounds and 10 assists	Ky. Christian	12-12-2009
Jesse Sanders	10 points, 10 rebounds and 10 assists	Presbyterian	02-09-2009
Ed Gomes	10 points, 13 steals and 10 assists	Radford	01-24-1976

## Liberty's 2011-12 Record ...

When Liberty controls the tip .....	1-3
When opponent controls the tip .....	1-1
Played at home.....	1-3
Played on the road .....	1-1
Played at a neutral site .....	0-0
Played a team with a .500+ record .....	0-0
Played a team with a .500 record .....	1-2
Played a team with a below .500 record.....	1-2
When Liberty leads at the half .....	2-0
When opponent leads at the half .....	0-3
When there is a tie at the half .....	0-1
When Liberty leads with 5:00 left.....	2-0
When opponent leads with 5:00 left .....	0-3
When there is a tie with 5:00 left .....	0-0
When Liberty leads with 1:00 left.....	2-0
When opponent leads with 1:00 left .....	0-3
When there is a tie with 1:00 left .....	0-1
When Liberty outrebounds opponent .....	2-2
When opponent outrebounds Liberty .....	0-2
When the teams' rebound totals are equal .....	0-0
When Liberty shoots 50% or better (FG) .....	1-0
When Liberty shoots less than 50% (FG) .....	1-4
When Liberty outshoots its opponents .....	2-1
When opponents outshoot Liberty .....	0-2
When the teams shoot the same pct. ....	0-1
When Liberty shoots more 3-pointers.....	0-1
When opponent shoots more 3-pointers .....	1-3
When same amount of 3-pointers shot.....	1-0
When Liberty shoots more free throws .....	2-1
When opponent shoots more free throws.....	0-1
When same number of free throws taken.....	0-2
When opponent shoots 50% or better (FG).....	0-3
When opponent shoots less than 50% (FG) .....	2-1
When Liberty has more turnovers .....	0-1
When opponent has more turnovers .....	2-2
When turnovers are the same .....	0-1
When Liberty blocks more shots .....	1-0
When opponent blocks more shots .....	1-3
When blocks are the same .....	0-1
When Liberty has more steals .....	2-1
When opponent has more steals .....	0-1
When steals are the same .....	0-2
When Liberty bench outscores opponent .....	1-2
When opponent bench outscores Liberty .....	1-2
When both benches score the same .....	0-0
When Liberty scores 50 or fewer points .....	0-0
When Liberty scores 51-60 points .....	0-1
When Liberty scores 61-70 points .....	0-2
When Liberty scores 71-80 points .....	1-1
When Liberty scores 81 or more points .....	1-0
When the game is decided by 1-5 points .....	1-1
When the game is decided by 6-10 points .....	0-2
When the game is decided by 11+ points .....	1-1
November Games .....	2-4
December Games .....	0-0
January Games .....	0-0
February Games.....	0-0
March Games .....	0-0
Sunday .....	0-1
Monday .....	1-0
Tuesday .....	0-0
Wednesday .....	0-1
Thursday.....	0-0
Friday.....	1-1
Saturday .....	0-1
When Liberty wears white jerseys .....	1-1
When Liberty wears blue jerseys .....	0-1
When Liberty wears red jerseys .....	1-1
When Liberty wears gray jerseys .....	0-1



## Big South Men's Basketball

### Preseason Poll

*Rk Team (first-place votes) – Points*

1. UNC Asheville (18) – 257
2. Coastal Carolina (5) – 230
3. VMI – 193
- 4. Liberty – 190**
5. Winthrop – 160
6. High Point (1) – 135
7. Presbyterian – 134
8. Charleston Southern – 117
9. Campbell – 116
10. Gardner-Webb – 78
11. Radford – 40

### Preseason Men's Basketball

#### All-Conference Team

Matt Dickey, UNC Asheville –  
Preseason POY

#### Jesse Sanders, Liberty

Al'Lonzo Coleman, Presbyterian College  
Nick Barbour, High Point  
J.P. Primm, UNC Asheville

#### Jesse Sanders Needs:

- 92 points to become Liberty's 22nd member of Liberty's 1,000-Point Club
- 19 assists to surpass Kenny Gunn (535, 1982-85) for third place in program history
- 132 assists to surpass Karl Hess (648, 1977-80) for most assists in program history
- 88 assists to surpass Radford's Amir Johnson (604, 2006-10) for most assists in Big South history

#### Near Miss

Jesse Sanders continues to fall just short of his fourth career triple-double, this season. Against Lehigh (Nov. 19) he needed just two rebounds. The following night against William & Mary, he finished three assists shy. If Sanders is able to accomplish the feat he will be the only player in Division I history to have at least one triple-double each of his four years in college.

**All-Time Record in November: 82-82**

**Dale Layer's Record in November at Liberty: 9-13**

**Record This November (Games Remaining): 2-4 (1 game remaining)**

#### Last Five November Records:

- 2006-07 – 3-1
- 2007-08 – 3-4
- 2008-09 – 4-1
- 2009-10 – 3-5
- 2010-11 – 4-4

#### Layer Signs Four for 2012-13

Head Liberty men's basketball coach Dale Layer has announced the early signing of four players to a national letter intent for the 2012-13 season.

Among Layer's early recruiting class are three junior college standouts – JR Coronado, Emmanuel Andrews and Chad Donley. In addition to the trio of junior college players, Layer also signed Larry Taylor, who is currently a point guard at North Point High School in North Port, Fla.

<b>Liberty vs. CAA (15-37)</b>	<b>William &amp; Mary (4-2)</b>
<b>Drexel (1-3)</b>	2002-03 --- *62-61
1987-88 --- 82-99	2003-04 --- 64-91
1988-89 --- *82-79	2008-09 --- !!*80-74
1989-90 --- 72-95	2010-11 --- *71-62
1994-95 --- 68-89	2011-12 --- 75-72, *64-65
<b>George Mason (3-6)</b>	<b>Layer vs. CAA (4-4)</b>
1986-87 --- 74-92	George Mason 0-2
1987-88 --- 83-92	Old Dominion 0-1
1988-89 --- *74-86	Northeastern 1-0
1991-92 --- 100-89, *69-55	UNC Wilmington 0-1
2007-08 --- 64-72	William & Mary 2-1
2008-09 --- !*69-66	
2009-10 --- 72-76	
2010-11 --- *54-84	*-Indicates home games
	!-Indicates overtime games
<b>James Madison (2-7)</b>	!!-Indicates double overtime games
1979-80 --- 61-81	(f)-Indicates forfeited games
1988-89 --- 68-85	
1993-94 --- 64-78	
1994-95 --- *86-80	
1998-99 --- 77-111	
1999-00 --- *79-70	
2000-01 --- 69-71	
2001-02 --- *67-77	
2008-09 --- *65-88	
87-88 --- 83-92	
1988-89 --- *74-86	
1991-92 --- 100-89, *69-55	
2007-08 --- 64-72	
2008-09 --- !*69-66	
2009-10 --- 72-76	
2010-11 --- *54-84	
<b>UNC Wilmington (1-1)</b>	
1987-88 --- *97-53	
2010-11 --- !64-69	
<b>Old Dominion (0-4)</b>	
2003-04 --- 66-87	
2004-05 --- *54-70	
2008-09 --- 56-80	
2009-10 --- *41-73	
<b>Towson (3-9)</b>	
1986-87 --- 67-83	
1987-88 --- 69-70	
1988-89 --- *67-81	
1992-93 --- *81-86, 69-75	
1993-94 --- *61-66, !78-79, 63-58	
1994-95 --- 72-59, *70-71	
1999-00 --- !82-74	
2000-01 --- 57-75	
<b>VCU (1-5)</b>	
1976-77 --- 73-85	
1992-93 --- 75-88	
1993-94 --- *68-93	
1994-95 --- 45-62	
1995-96 --- *86-71	
1998-99 --- 68-95	

### The Last Time ...

#### A Liberty Individual

*Scored 25 points in a game*  
 Evan Gordon scored 26 points at Coastal Carolina, 2/3/11

*Scored 30 points in a game*  
 Kyle Ohman scored 39 points versus High Point, 2/20/10

*Grabbed 15 rebounds in a game*  
 John Brown pulled down 16 rebounds at VMI, 2/15/11

*Grabbed 20 rebounds in a game*  
 Eric Cunningham grabbed 20 rebounds at Mt. St. Mary's, 1/30/88

*Recorded 10 assists in a game*  
 Jesse Sanders dished out 10 assists versus Lehigh, 11/19/11

*Recorded five steals in a game*  
 Evan Gordon swiped five steals versus Radford, 2/10/11

*Blocked five shots in a game*  
 Antwan Burrus swatted five shots at Radford, 1/15/11

*Made five three-pointers in a game*  
 Evan Gordon sank five three-pointers vs. Winthrop, 12/4/10

*Made 10 free throws in a game*  
 Evan Gordon hit 11 free throws at Coastal Carolina, 2/3/11

*Made 20 consecutive free throws (multiple games)*  
 Kyle Ohman made 20 straight free throws, spanning 11/13/09 to 11/24/09

#### Team

*Scored 100 points in a game*  
 Defeated VMI, 100-82, 1/20/11

*Grabbed 60 rebounds in a game*  
 Totaled 61 rebounds at VMI, 2/21/07

*Recorded 25 assists in a game*  
 Dished out 26 assists versus VMI, 1/20/11

*Recorded 20 steals in a game*  
 Swiped 20 steals versus Shenandoah, 11/19/01

*Blocked 10 shots in a game*  
 Blocked 10 shots versus Union College, 12/28/10

*Made 10 three-pointers in a game*  
 Sank 11 three-pointers versus UNC Asheville, 1/27/11

*Made 30 free throws in a game*  
 Made 32 free throws at Radford, 2/28/09

*Won 10 straight games*  
 Won 11 straight games, 2/12/80 to 3/15/80

*Lost 10 straight games*  
 Lost 10 straight games, 1/19/02 to 2/16/02

*Won an overtime game*  
 Defeated UNC Asheville, 83-81, in overtime, 1/27/11

*Lost an overtime game*  
 Fell at UNC Wilmington, 69-64, in overtime, 11/16/10

#### Start Chart

Player	Career Starts	Current Streak/Last Start
Jesse Sanders	98	24
David Minaya	43	9
Antwan Burrus	36	8
John Brown	32	March 1, 2011
Joel Vander Pol	20	Nov. 18, 2011
John Caleb Sanders	5	5
Chene Phillips	2	Nov. 9, 2011
Sommy Ogukwe	2	Nov. 16, 2010

**Liberty in the  
Big South Stats  
2011-12**

**Team**

Scoring Offense (7th) .....	70.7 ppg
Scoring Defense (8th).....	73.2 ppg
Scoring Margin (8th) .....	-2.5 ppg
Free Throw Pct. (4th).....	69.2
Field Goal Pct. (5th).....	44.5
Field Goal Pct. Defense (9th) ..	47.9
3-Pt. FG Pct. (10th) .....	27.7
3-Pt. FG Pct. Defense (10th)...	37.6
3-Pt. FG Made (11th).....	3.83/game
Rebounds (7th).....	34.8 rpg
Opp. Rebounds (4th).....	32.3 rpg
Rebounding Margin (5th)...	+2.5 rpg
Offensive Rebounds (5th)...	11.5 rpg
Defensive Rebounds (5th).....	23.3 rpg
Off. Rebound Pct. (6th).....	31.8
Def. Rebound Pct. (2nd).....	75.3
Blocked Shots (10th) .....	1.67 bpg
Assists (4th).....	15.67 apg
Steals (8th) .....	6.67 spg
Turnover Margin (6th) .....	+ 1.33
Asst./TO Ratio (2nd).....	1.31

**Individual**

**Scoring**

David Minaya (15th) .....	14.2 ppg
John Caleb Sanders (18th).....	12.8 ppg
Jesse Sanders (22nd) .....	12.0 ppg
Tavares Speaks (25th).....	11.3 ppg

**Rebounding**

Jesse Sanders (4th) .....	7.8 rpg
Antwan Burrus (11th).....	6.2 rpg

**Assists**

Jesse Sanders (1st).....	7.67 apg
--------------------------	----------

**Steals**

Tavares Speaks (11th).....	1.67 spg
Jesse Sanders (15th) .....	1.50 spg

**Field Goal Pct.**

David Minaya (11th).....	43.4
--------------------------	------

**Free Throw Pct.**

Jesse Sanders (10th) .....	70.3
----------------------------	------

**Three-Point FG Made**

John Caleb Sanders (8th).....	2.17/ game
-------------------------------	---------------

**Blocked Shots**

Antwan Burrus (10th).....	1.0 bpg
---------------------------	---------

**Assist/Turnover Ratio**

Jesse Sanders (4th) .....	2.88
---------------------------	------

**Offensive Rebounds**

Jesse Sanders (2nd) .....	3.33 rpg
---------------------------	----------

**Defensive Rebounds**

Jesse Sanders (7th) .....	4.50 rpg
Antwan Burrus (12th).....	4.17 rpg



**2011 Liberty Basketball Foreign Tour**

Once every four years, the NCAA allows collegiate basketball teams to travel abroad and compete against international squads. The Liberty men's basketball program took full advantage of the opportunity granted by the NCAA, turning it into a well-rounded athletic, academic, cultural and spiritual experience.

This past summer, the Liberty men's basketball team completed its foreign tour (Aug. 9-18), playing six exhibition games in parts of Belgium and France against various professional clubs. The Flames concluded the tour with a 4-2 record. During their nine-day journey, head coach Dale Layer and the Flames also took time to learn about European culture through a variety of walking tours.

**Game Highlights**

*Game 1 - Liberty 81, Excelsior 53 (Aug. 10, 2011) (Brussels, Belgium)*

Jesse Sanders led the Flames with 16 points, hitting 7-of-8 shots from the field and 2-of-3 from the charity stripe. The senior point guard also chipped in six assists. David Minaya recorded 14 tallies on the night, while John Brown finished with a double-double, posting 12 points on 6-of-7 shooting along with 11 rebounds. Brown also tied Sanders' assist total with six. Other Liberty players with a solid scoring performance on the night included Chene Phillips (9) and Antwan Burrus (8).

*Game 2 - Liberty 86, Ookstamp 58 (Aug. 11, 2011) (Sijsele, Belgium)*

Senior Jesse Sanders led Liberty with 22 points and seven assists, followed by John Caleb Sanders who scored 18 points on 6-of-8 shooting from behind the three-point arc. David Minaya rounded out Liberty's trio of double digit scorers with a 14-point performance.

*Game 3 - Liberty 79, Zwevezele 66 (Aug. 12, 2011) (Sijsele, Belgium)*

John Brown paced the Flames with 16 points and nine rebounds, while John Caleb Sanders knocked down five three-pointers to finish with 15. Jesse Sanders chipped in 12 points and six assists. Burrus also concluded the contest with 12 points, adding eight boards to his scoring effort.

*Game 4 - Brussels All-Stars 77, Liberty 76 (Aug. 13, 2011) (Brussels, Belgium)*

John Brown paced the Flames with 16 points and 14 rebounds. Jesse Sanders finished with 15 points, six boards and three assists. Liberty led by as much as 19 in the contest. Brussels took the lead with one minute remaining with a big three-point basket. After Brown cut the lead to one with a free throw, the Liberty defense forced a 10-second violation on Brussels. With the Flames having the last possession, Minaya hurled up a jumper, but the shot fell short, leading to the 77-76 Brussels win.

*Game 5 - Liberty 79, Kayzersberg 64 (Aug. 15, 2011) (Kaysersberg, France)*

David Minaya paced the Flames with 18 points, with all of his tallies coming in the second half. Jesse Sanders finished with 14 points, 10 rebounds and seven assists. John Caleb Sanders, Joel Vander Pol and Taveres Speaks had 12, 11 and 10 points, respectively.

*Game 6 - Mulhouse 88, Liberty 79 (Aug. 16, 2011) (Mulhouse, France)*

For the second straight contest, David Minaya was Liberty's leading scorer, finishing with 16 points on 6-of-11 shooting, including 4-of-5 from three-point land. Antwan Burrus and John Caleb Sanders chipped in 11 points, while Jesse Sanders added in 10 tallies. John Brown led Liberty on the glass, posting seven boards.



## Sanders Named Lowe's Senior CLASS Award Candidate

Liberty men's basketball senior point guard Jesse Sanders has been selected as a candidate for the 2011-12 Lowe's Senior CLASS Award. Liberty's floor general is one of 30 Division I players across the country up for the prestigious award.

To be eligible for the award, a student-athlete must be classified as an NCAA Division I senior and have notable achievements in four areas of excellence – community, classroom, character and competition.

Sanders enters his senior year coming off a stellar 2010-11 campaign in which he was voted Big South Player of the Year. The Sugar Land, Texas native led the league in assists with 183 (5.7 apg), while averaging 11.3 points and 6.0 rebounds per game.

Sanders was instrumental in the Flames success last season, helping lead Liberty to a second place finish in the conference standings, setting a new program record for most conference wins with 13.

In addition to his accomplishments on the court, Sanders is a three-time Big South Presidential Honor Roll member. A business management major, he has made the dean's list on three occasions and holds a 3.44 GPA.

During his spare time, Sanders enjoys giving back to the community and is active in Liberty's Student-Athlete Advisory Committee (SAAC). As a member of SAAC, Sanders has helped support the growth of Special Olympics in the Lynchburg area. In his sophomore year, Sanders spurred on a campaign to collect shoes for the organization Samaritan's Feet, which provides footwear for children around the world that are without shoes. Sanders is also active in Fellowship of Christian Athletes (FCA), speaking to various clubs and camps throughout Central Virginia.

An acronym for Celebrating Loyalty and Achievement for Staying in School®, the Lowe's Senior CLASS Award focuses on the total student-athlete and encourages students to use their platform in athletics to make a positive impact as leaders in their communities.

The 2011-12 candidate class includes three men's players who were members of last year's CoSIDA Academic All-American team, one Associated Press All-American and seven players who are on teams ranked in the Associated Press preseason top 25 poll.

Lowe's, an official Corporate Partner of the NCAA, will announce the men's Senior CLASS Award® winner during the 2012 NCAA Men's Final Four®, which will be held March 31 and April 2 in New Orleans.

The 30 candidates will be narrowed to 10 finalists midway through the regular season, and those 10 names will be placed on the official ballot.

Ballots will be distributed through a nationwide voting system to media, Division I men's and women's coaches and fans who will select one finalist who best exemplifies excellence in the four Cs of community, classroom, character and competition.

### 2011-12 Lowe's Senior CLASS Award Men's Basketball Candidates

Tim Abromaitis, Forward, Notre Dame  
William Buford, Guard, Ohio State  
Kyle Bullinger, Forward, Weber State  
Scott Christopherson, Guard, Iowa State  
Darnell Gant, Forward, Washington  
Ashton Gibbs, Guard, Pittsburgh  
Drew Gordon, Forward, New Mexico  
Malcolm Grant, Guard, Miami (Florida)  
Draymond Green, Forward, Michigan State  
Justin Greene, Forward, Kent State  
Reggie Hamilton, Guard, Oakland  
Mick Hedgepeth, Forward, Belmont  
Robbie Hummel, Forward, Purdue  
Bernard James, Forward, Florida State  
Jarrod Jones, Forward, Ball State

Kevin Jones, Forward, West Virginia  
Orlando Johnson, Guard, UC Santa Barbara  
Quinn McDowell, Forward, William and Mary  
Darius Miller, Guard, Kentucky  
Ronald Nored, Guard, Butler  
Zack Novak, Guard/Forward, Michigan  
Zack Rosen, Guard, Pennsylvania  
**Jesse Sanders, Guard, Liberty**  
Tanner Smith, Guard, Clemson  
Jordan Taylor, Guard, Wisconsin  
Erving Walker, Guard, Florida  
Demetrius Ward, Guard, Western Michigan  
Kyle Weems, Forward, Missouri State  
Chris Wroblewski, Guard, Cornell  
Tyler Zeller, Forward, North Carolina



## Liberty's 2011-12 Starting Lineups

Game	Date	Opponent	Result							Record
1	Nov. 9	Texas A&M	L, 59-81	Sanders	Phillips	Minaya	Burrus	Vander Pol	0-1	
2	Nov. 11	Randolph	W, 81-58	Sanders	JC Sanders	Minaya	Burrus	Vander Pol	1-0	
3	Nov. 14	W & M	W, 75-72	Sanders	JC Sanders	Minaya	Burrus	Vander Pol	2-0	
4	Nov. 18	EKU	L, 65-73	Sanders	JC Sanders	Minaya	Burrus	Vander Pol	2-1	
5	Nov. 11	Lehigh	L, 80-90	Sanders	JC Sanders	Minaya	Burrus	Speaks	0-1	
6	Nov. 14	W & M	L, 64-65	Sanders	JC Sanders	Minaya	Burrus	Speaks	0-2	

## Miscellaneous Stats

Date	Opponent	LU Result	LU Big		Opp Big		Ties	LC	LU in			Opp in		Tied	Paint		Off TOs		2nd Ch		Bench	
			Lead	Lead	Lead	Lead			Lead	Lead	LU	Opp	LU		Opp	LU	Opp	LU	Opp	LU	Opp	
Nov. 9	No. 19 Texas A&M	L, 59-81	2	30	0	1		3:14	35:45	1:01	18	48	10	14	13	6	27	22				
Nov. 11	Randolph College	W, 81-58	37	2	2	1		37:47	0:20	1:53	38	16	25	10	8	5	37	15				
Nov. 14	William & Mary	W, 75-72	15	3	0	3		32:17	5:54	1:49	32	24	22	10	22	9	10	47				
Nov. 18	Eastern Kentucky	L, 65-73	2	11	6	6		2:03	32:52	5:05	38	28	9	15	11	8	16	19				
Nov. 19	Lehigh	L, 80-90	0	18	1	0		0:00	37:06	2:54	26	38	13	17	15	7	13	7				
Nov. 20	William & Mary	L, 64-65	3	8	10	10		7:13	36:15	6:32	20	24	15	12	6	6	6	18				



## 2011-12 Season Notes/Highlights



**# 2**  
**Chene Phillips**  
*6-2, 170, So., G*  
*Detroit, Mich.*  
*Renaissance HS*

### Career Highs

**Points - 8 (Two times)**

Most recently, vs. Union College (12-28-10)

**FG Made - 4**

vs. Union College (12-28-10)

**FG Attempts - 7**

vs. Union College (12-28-10)

**3FG Made - 1 (Five times)**

Most recently, vs. VMI (01-20-11)

**3FG Attempts - 2 (Two times)**

most recently, vs. William & Mary (11-20-11)

**FT Made - 4**

vs. USF (11-23-10)

**FT Attempts - 4 (Four times)**

Most recently, vs. Randolph (11-11-11)

**Rebounds - 7**

vs. Randolph (11-11-11)

**Assists - 4**

vs. William & Mary (11-14-11)

**Steals - 2**

vs. VMI (01-20-11)

### Season Highs

**Points - 5**

vs. Randolph (11-11-11)

**FG Made - 1 (Four times)**

Most recently, vs. William & Mary (11-20-11)

**FG Attempts - 6**

vs. William & Mary (11-20-11)

**3FG Attempts - 2 (Two times)**

Most recently, vs. William & Mary (11-20-11)

**FT Made - 3**

vs. Randolph (11-11-11)

**FT Attempts - 4**

vs. Randolph (11-11-11)

**Rebounds - 7**

vs. Randolph (11-11-11)

**Assists - 4**

vs. William & Mary (11-14-11)

**Steals - 1 (Six times)**

Most recently, vs. William & Mary (11-20-11)

**2011 (Fr.):** Appeared in all 32 contests ... tallied six points in Liberty debut against Virginia Intermont (11/12) ... chipped in eight points off the bench at USF (11/23) ... received first career start against Union College (12/28), finishing with eight points, four rebounds and two assists ... on Jan. 2, helped the Flames garner their first win at UNC Asheville in nearly six years, adding seven points ... named to the Big South Presidential Honor Roll.

## 2011-12 Game-by-Game

OPPONENT	DATE	MIN	FG-FGA	3FG-FGA	FT-FTA	OFF-DEF-TOT	A	TO	BLK	STL	PTS
No. 19 Texas A&M	11-09-11	24	0-3	0-2	0-0	1-4-5	2	0	0	1	0
Randolph College	11-11-11	17	1-4	0-1	3-4	0-7-7	3	2	0	1	5
William & Mary	11-14-11	25	1-4	0-0	2-2	0-5-5	4	2	0	1	4
Eastern Kentucky	11-18-11	22	1-4	0-1	0-0	0-2-2	3	1	0	1	2
Lehigh	11-19-11	19	0-1	0-0	1-2	0-3-3	2	3	0	1	1
William & Mary	11-20-11	14	1-6	0-2	2-2	2-1-3	0	0	0	1	4

## 2010-11 Game-by-Game


OPPONENT	DATE	MIN	FG-FGA	3FG-FGA	FT-FTA	OFF-DEF-TOT	A	TO	BLK	STL	PTS
Virginia Intermont	11-12-10	14	2-3	0-1	2-2	0-2-2	1	1	0	0	6
Notre Dame	11-14-10	12	2-3	1-1	0-0	1-0-1	1	1	0	0	5
UNC Wilmington	11-16-10	10	0-0	0-0	0-0	0-1-1	0	0	0	0	0
Southern Virginia	11-18-10	15	0-4	0-0	0-0	1-2-3	1	1	0	1	0
Texas Tech	11-21-10	10	1-4	0-1	2-3	0-0-0	1	1	0	1	4
USF	11-23-10	12	2-4	0-1	4-4	1-2-3	0	1	0	1	8
Mississippi Valley St.	11-26-10	16	0-1	0-1	2-2	0-1-1	0	4	0	1	2
Chicago St.	11-27-10	11	0-3	0-0	0-0	0-1-1	0	1	0	0	0
Presbyterian College	12-02-10	9	0-1	0-0	0-0	0-1-1	0	0	0	0	2
Winthrop	12-04-10	7	0-2	0-1	2-2	0-2-2	1	0	0	0	2
George Mason	12-11-10	14	0-1	0-0	0-0	0-2-2	1	4	0	0	0
William & Mary	12-18-10	13	1-3	0-0	2-2	0-0-0	1	0	0	1	4
Hampton	12-22-10	4	0-0	0-0	0-0	0-1-1	0	2	0	0	0
Union College	12-28-10	17	4-7	0-0	0-0	1-4-5	2	4	0	1	8
Gardner-Webb	12-31-10	6	1-2	1-1	0-0	1-0-1	0	3	0	0	3
UNC Asheville	01-02-11	19	3-4	1-1	0-0	0-1-1	2	0	0	1	7
Charleston Southern	01-06-11	14	1-4	0-1	0-0	1-1-2	0	1	0	1	2
Coastal Carolina	01-08-11	7	0-1	0-0	0-0	0-0-0	0	0	0	0	0
High Point	01-13-11	5	0-2	0-0	0-0	0-0-0	1	0	0	0	0
Radford	01-15-11	11	0-2	1-2	0-0	0-4-4	1	2	0	1	1
VMI	01-20-11	8	1-3	1-1	0-0	0-1-1	2	1	0	2	3
UNC Asheville	01-27-11	6	0-0	0-0	0-0	0-0-0	0	0	0	0	0
Gardner-Webb	01-29-11	7	0-1	0-1	0-0	0-0-0	0	1	0	0	0
Coastal Carolina	02-03-11	16	0-0	0-0	3-4	0-0-0	0	1	0	0	3
Charleston Southern	02-05-11	4	0-0	0-0	0-0	0-1-1	0	2	0	0	0
Radford	02-10-11	10	0-1	0-1	0-0	1-1-2	2	2	0	1	0
High Point	02-12-11	7	0-0	0-0	0-0	0-0-0	0	1	0	0	0
VMI	02-15-11	2	0-0	0-0	0-0	0-0-0	0	0	0	0	0
Iona	02-19-11	14	0-1	0-0	0-0	0-0-0	1	1	0	0	0
Winthrop	02-24-11	8	0-0	0-0	1-4	0-2-2	2	0	0	1	1
Presbyterian College	02-26-11	17	0-1	0-0	1-2	1-1-2	3	0	0	0	1
High Point	03-01-11	5	0-0	0-0	0-0	0-0-0	0	0	0	0	0

## Career Stats

Season	GP	GS	Min	Avg	FG	FGA	Pct	3FG	3FGA	Pct	FT	FTA	Pct	ORB	DRB	TOT	Avg	Asst	TO	Blk	Stl	Pts	Avg
2010-11	32	1	330	10.3	18	58	.310	4	14	.286	22	29	.759	8	30	38	1.2	23	33	0	13	62	1.9
2011-12	6	1	121	20.2	4	22	.182	0	6	.000	8	10	.800	3	22	25	4.2	14	8	0	6	16	2.7
<b>TOTAL</b>	<b>38</b>	<b>2</b>	<b>451</b>	<b>11.9</b>	<b>22</b>	<b>80</b>	<b>.275</b>	<b>4</b>	<b>20</b>	<b>.200</b>	<b>30</b>	<b>39</b>	<b>.769</b>	<b>11</b>	<b>52</b>	<b>63</b>	<b>1.7</b>	<b>37</b>	<b>41</b>	<b>0</b>	<b>19</b>	<b>78</b>	<b>2.1</b>



## 2011-12 Season Notes/Highlights



**# 5**

**Kelly Assinesi**

*6-0, 170, Fr., G  
Greenville, S.C.  
St. Joseph's Catholic*

### Season Highs

**Points - 3**  
vs. No. 19 Texas A&M (11-09-11)  
**FG Made - 1**  
vs. No. 19 Texas A&M (11-09-11)  
**FG Attempts - 2**  
vs. No. 19 Texas A&M (11-09-11)  
**3FG Made - 1**  
vs. No. 19 Texas A&M (11-09-11)  
**3FG Attempts - 1 (Two times)**  
Most recently, vs. Randolph (11-11-11)  
**Assists - 1**  
vs. No. 19 Texas A&M (11-09-11)

**Prep:** Two-year letterwinner at Pasadena ... second leading scorer for the Stars his freshman season, receiving second team all-league honors ... led team with 13.0 ppg his sophomore season, earning first team all-league and second team all-area recognition ... two-year letterwinner at St. Joseph's ... helped lead the Knights to first-ever winning season (19-8) and first playoff win in 2010 ... third in the state of South Carolina in scoring, averaging 27.0 ppg ... Impact Player of the Year runner-up ... named one of the Top 3 players in the state by WYFF Channel 4 News ... No. 1 in the state in assists (7.0 apg) and fifth in points (25.0 ppg) during his senior season ... broke the 1,000-point mark during two-year stint at St. Joseph's ... two-time conference player of the year and first team all-state honoree ... holds the school record for most points in a game (49) ... finished high school tenure with 1,800 points.

### 2011-12 Game-by-Game

OPPONENT	DATE	MIN	FG-FGA	3FG-FGA	FT-FTA	OFF-DEF-TOT	A	TO	BLK	STL	PTS
No. 19 Texas A&M	11-09-11	4	1-2	1-1	0-0	0-0-0	1	0	0	0	3
Randolph College	11-11-11	13	2-3	0-1	0-0	0-0-0	0	1	0	0	0
Eastern Kentucky	11-18-11	0	0-0	0-0	0-0	0-0-0	0	0	0	0	0
Lehigh	11-19-11	0	0-0	0-0	0-0	0-0-0	1	0	0	0	0

### Career Stats

Season	GP	GS	Min	Avg	FG	FGA	Pct	3FG	3FGA	Pct	FT	FTA	Pct	ORB	DRB	TOT	Avg	Asst	TO	Blk	Stl	Pts	Avg
2011-12	4	0	17	4.3	1	3	.333	1	2	.500	0	0	.000	0	0	0	0.0	2	1	0	0	3	0.0

## 2011-12 Season Notes/Highlights



**# 11**

**Andrew Smith**

*6-9, 220, Fr., F*

*Pompano Beach, Fla.*

*Highlands Christian*

### Season Highs

**Assists - 1**  
vs. Randolph (11-11-11)

**Prep:** Three-year letter winner at Highlands Christian ... two-time first team all-county selection ... team MVP three-straight years ... averaged 17.6 points, 6.4 rebounds, 3.2 blocks and 2.0 assists his sophomore season and was named to the Holiday Classic all-tournament team ... averaged 20.0 points, 9.0 rebounds, 3.0 blocks and 3.2 assists during his junior year, garnering third team all-state honors ... tabbed MVP of Holiday Classic and Clearwater Christian Tournament ... capped off senior year with first team all-state honors, averaging 25.0 points, 9.5 rebounds, 3.4 blocks and 3.3 assists per game ... named to St. Andrews Holiday Tourney all-tournament team.

## 2011-12 Game-by-Game

OPPONENT	DATE	MIN	FG-FGA	3FG-FGA	FT-FTA	OFF-DEF-TOT	A	TO	BLK	STL	PTS
No. 19 Texas A&M	11-09-11	3	0-0	0-0	0-0	0-0-0	0	0	0	0	0
Randolph College	11-11-11	8	0-0	0-0	0-0	0-0-0	0	0	0	0	0
Lehigh	11-19-11	0	0-0	0-0	0-0	0-0-0	0	0	0	0	0

## Career Stats

Season	GP	GS	Min	Avg	FG	FGA	Pct	3FG	3FGA	Pct	FT	FTA	Pct	ORB	DRB	TOT	Avg	Asst	TO	Blk	Stl	Pts	Avg
2011-12	3	0	11	3.7	0	0	.000	0	0	.000	0	0	.000	0	0	0	0.0	1	0	0	0	0	0.0

## 2011-12 Season Notes/Highlights



**# 13**

**Tomasz Gielo**

*6-9, 220, Fr., G/F  
Szczecin, Poland  
SMS Cetniewo Sports  
Academy*

**Season Highs**

**Prep:** Played for SMS Cetniewo Sports Academy, averaging 13.0 points, 8.5 rebounds and 1.5 blocks his senior year ... ranked among Top 25 European prospects ... member of Polish national team, finishing fourth in the 2009 U16 FIBA European Championship his sophomore season ... competed in 2010 U17 FIBA World Championship in Hamburg, Germany his junior year ... averaged 13.8 points, 6.6 rebounds, 2.4 assists and 1.4 blocks, helping team reach the finals ... scored 21 points in the championship finals against the United States en route to a second place finish ... participated in the 2010 U18 FIBA European Championship in Vilnius, Lithuania ... was Poland's leading scorer, averaging 11.7 points on 58.5 percent shooting, including 42.9 percent from three-point range ... finished sixth in the tournament ... represented Poland in the 2011 U19 FIBA World Championships in Riga, Latvia ... member of the Polish national team in the 2011 U18 FIBA European Championship, finishing in sixth place.

**Career Stats**

## 2011-12 Season Notes/Highlights



**# 14**

**David Minaya**

6-6, 205, R-Sr., G

Riverview, Fla.

Oldsmar Christian

(Tennessee Tech)

### Career Highs

Points - 22

vs. VMI (01-20-11)

FG Made - 9

vs. VMI (01-20-11)

FG Attempts - 16

vs. Lehigh (11-19-11)

3FG Made - 4 (Two times)

Most recently, vs. UNC Asheville

(01-27-11)

3FG Attempts - 8

Most recently, vs. UNC Asheville

(01-27-11)

FT Made - 9

vs. Southern Virginia (11-18-10)

FT Attempts - 9

vs. Southern Virginia (11-18-10)

Rebounds - 8

vs. Southern Virginia (11-18-10)

Assists - 5

vs. Radford (01-15-11)

Steals - 3

vs. UNC Wilmington (11-16-10)

Blocks - 1 (Four times)

Most recently, vs. Radford (2-10-11)

### Season Highs

Points - 20

vs. William & Mary (11-14-11)

FG Made - 8

vs. Eastern Kentucky (11-18-11)

FG Attempts - 16

vs. Lehigh (11-19-11)

3FG Made - 2

vs. Eastern Kentucky (11-18-11)

3FG Attempts - 4

vs. Lehigh (11-19-11)

FT Made - 5

vs. William & Mary (11-14-11)

FT Attempts - 6

vs. William & Mary (11-14-11)

Rebounds - 7

vs. William & Mary (11-14-11)

Assists - 2 (Three times)

Most recently, vs. William & Mary

(11-20-11)

Steals - 2

vs. William & Mary (11-14-11)

**2011 (R-Jr.):** Started 31 contests for the Flames ... one of Liberty's most improved players from the previous season ... posted double scoring figures in 20 contests, including a streak of nine straight games during conference play ... finished with 12 points at Texas Tech (11/21) ... chipped in 14 points in a 67-65 overtime win against Chicago State (11/27) ... put up 12 points in a 66-60 victory at High Point (1/13) followed by a 13-point effort in Liberty's 61-53 win at Radford (1/15) ... led Flames with a career-high 22 points on 9-of-13 shooting in 100-82 win against VMI (1/20) ... tallied 19 points in overtime win against UNC Asheville (1/27) ... posted 20 points and six rebounds at Coastal Carolina (2/3) ... finished with 15 points in 70-69 victory at Charleston Southern (2/5) ... dropped 18 points in Liberty's regular season finale at Presbyterian College.

## 2011-12 Game-by-Game

OPPONENT	DATE	MIN	FG-FGA	3FG-FGA	FT-FTA	OFF-DEF-TOT	A	TO	BLK	STL	PTS
No. 19 Texas A&M	11-09-11	31	5-14	1-3	3-4	1-1-2	0	2	0	0	14
Randolph College	11-11-11	20	2-10	0-1	0-0	1-3-4	2	1	0	0	4
William & Mary	11-14-11	29	7-13	1-3	5-6	1-6-7	1	2	0	2	20
Eastern Kentucky	11-18-11	35	8-14	2-4	1-1	0-3-3	2	2	0	0	19
Lehigh	11-19-11	35	6-16	1-4	3-4	3-2-5	1	1	0	1	16
William & Mary	11-20-11	35	5-9	0-2	2-2	0-4-4	2	1	0	1	12

## 2010-11 Game-by-Game


OPPONENT	DATE	MIN	FG-FGA	3FG-FGA	FT-FTA	OFF-DEF-TOT	A	TO	BLK	STL	PTS
Virginia Intermt	11-12-10	16	6-13	0-1	1-1	0-3-3	0	1	0	0	13
Notre Dame	11-14-10	23	5-10	0-1	2-2	2-2-4	0	1	0	0	12
UNC Wilmington	11-16-10	33	5-12	1-1	0-0	0-2-2	1	0	0	3	11
Southern Virginia	11-18-10	18	2-4	0-0	9-9	0-8-8	4	0	0	0	13
Texas Tech	11-21-10	32	6-10	0-0	0-0	0-1-1	1	0	0	1	12
USF	11-23-10	24	2-8	0-1	2-2	1-3-4	1	2	0	0	6
Mississippi Valley St.	11-26-10	26	3-4	1-1	5-8	0-4-4	1	2	0	1	12
Chicago St.	11-27-10	26	5-11	1-2	3-4	1-4-5	3	3	0	1	14
Presbyterian College	12-02-10	28	3-7	0-1	1-1	1-0-1	2	3	0	1	7
Winthrop	12-04-10	33	3-9	1-3	2-4	0-4-4	0	3	0	2	9
George Mason	12-11-10	24	2-6	0-1	2-3	0-2-2	0	3	0	0	6
William & Mary	12-18-10	17	4-8	0-1	2-4	0-1-1	0	0	0	0	10
Hampton	12-22-10	19	3-6	0-0	0-0	0-1-1	2	0	0	0	6
Union College	12-28-10	18	5-10	1-1	3-4	0-3-3	1	0	0	1	14
Gardner-Webb	12-31-10	38	1-6	0-1	3-4	0-4-4	2	3	0	1	5
UNC Asheville	01-02-11	24	2-9	0-1	2-2	1-2-3	0	1	0	0	6
Charleston Southern	01-06-11	20	3-7	1-2	0-0	0-1-1	0	1	0	0	7
Coastal Carolina	01-08-11	18	2-7	2-2	0-0	1-1-2	1	1	0	0	8
High Point	01-13-11	32	3-9	1-3	5-6	2-5-7	0	1	0	1	12
Radford	01-15-11	33	5-12	1-4	2-4	0-6-6	5	1	0	1	13
VMI	01-20-11	28	9-13	3-4	1-2	0-3-3	1	0	0	1	22
UNC Asheville	01-27-11	39	7-15	4-8	1-1	2-2-4	0	1	1	2	19
Gardner-Webb	01-29-11	28	4-10	0-3	4-4	0-3-3	2	0	0	0	12
Coastal Carolina	02-03-11	33	8-15	2-5	2-4	0-6-6	0	0	0	1	20
Charleston Southern	02-05-11	36	6-13	1-4	2-2	1-3-4	3	2	0	0	15
Radford	02-10-11	28	4-9	1-4	3-4	0-3-3	2	2	1	0	12
High Point	02-12-11	32	5-15	0-4	3-4	1-2-3	1	3	0	1	13
VMI	02-15-11	27	0-9	0-2	0-0	0-3-3	4	0	0	0	0
Iona	02-19-11	23	5-9	0-1	0-0	1-1-2	0	0	0	1	10
Winthrop	02-24-11	23	2-9	0-0	0-0	0-0-0	0	3	0	0	4
Presbyterian College	02-26-11	27	6-13	0-2	6-8	1-3-4	1	1	0	0	18
High Point	03-01-11	21	1-8	0-1	0-1	0-0-0	3	0	0	0	2

## Career Stats

Season	GP	GS	Min	Avg	FG	FGA	Pct	3FG	3FGA	Pct	FT	FTA	Pct	ORB	DRB	TOT	Avg	Asst	TO	Blk	Stl	Pts	Avg
2009-10	29	6	341	11.8	33	100	.330	4	25	.160	20	27	.741	15	38	53	1.8	8	26	1	9	90	3.1
2010-11	32	31	847	26.5	127	306	.415	21	65	.323	66	88	.750	15	86	101	3.2	40	38	2	19	341	10.7
2011-12	6	6	185	30.8	33	76	.434	5	17	.294	14	17	.824	6	19	25	4.2	8	9	0	4	85	14.2
<b>TOTAL</b>	<b>67</b>	<b>43</b>	<b>1373</b>	<b>20.5</b>	<b>193</b>	<b>482</b>	<b>.400</b>	<b>30</b>	<b>107</b>	<b>.280</b>	<b>100</b>	<b>132</b>	<b>.758</b>	<b>36</b>	<b>143</b>	<b>179</b>	<b>2.7</b>	<b>56</b>	<b>73</b>	<b>3</b>	<b>32</b>	<b>516</b>	<b>7.7</b>



## 2011-12 Season Notes/Highlights



**# 15**

**Ethan Layer**

6-1, 160, Fr., G

Forest, Va.

*Liberty Christian Academy*

### Season Highs

**Points - 5**

vs. Randolph (11-11-11)

**FG Made - 2**

vs. Randolph (11-11-11)

**FG Attempts - 5**

vs. Randolph (11-11-11)

**3 FG Made - 1 (Two times)**

Most recently, vs. Lehigh (11-19-11)

**3FG Attempts - 3**

vs. Randolph (11-11-11)

**Rebounds - 1**

vs. William & Mary (11-20-11)

**Assists - 1**

vs. Randolph (11-11-11)

**Steals - 1**

vs. Randolph (11-11-11)

**Prep:** Two-year letter-winner at Liberty Christian Academy (LCA) ... two-time first team all-conference and all-tournament honoree ... two-time member of the all-area team, named to the second team his junior season and first team his senior season ... tabbed all-state honorable mention as a senior.

**Personal:** Son of Dale and Brenda Layer ... father is the current head coach at Liberty ... brother Tim was a member of the Flames program during the 07-08 season.

### 2011-12 Game-by-Game

OPPONENT	DATE	MIN	FG-FGA	3FG-FGA	FT-FTA	OFF-DEF-TOT	A	TO	BLK	STL	PTS
No. 19 Texas A&M	11-09-11	0	0-0	0-0	0-0	0-0-0	0	0	0	0	0
Randolph College	11-11-11	14	2-5	1-3	0-0	0-0-0	1	2	0	1	5
William & Mary	11-14-11	3	0-0	0-0	0-0	0-0-0	0	0	0	0	0
Eastern Kentucky	11-18-11	2	0-0	0-0	0-0	0-0-0	0	0	0	0	0
Lehigh	11-19-11	3	1-1	1-1	0-0	0-0-0	0	0	0	0	3
William & Mary	11-20-11	2	0-0	0-0	0-0	0-0-0	0	0	0	0	0

### Career Stats

Season	GP	GS	Min	Avg	FG	FGA	Pct	3FG	3FGA	Pct	FT	FTA	Pct	ORB	DRB	TOT	Avg	Asst	TO	Blk	Stl	Pts	Avg
2011-12	6	0	25	4.2	3	6	.500	2	4	.500	0	0	.000	0	1	1	0.2	1	2	0	1	8	1.3

## 2011-12 Season Notes/Highlights



**# 20**

**John Brown**

6-4, 195, R-Senior G  
Savannah, Ga.  
Sol. C. Johnson HS  
(Roane State)

### Career Highs

**Points - 23**  
vs. Presbyterian College (12-02-10)  
**FG Made - 10**  
vs. VMI (02-15-11)  
**FG Attempts - 17**  
vs. VMI (02-15-11)  
**3FG Attempts - 1**  
vs. Virginia Intermont (11-12-10)  
**FT Made - 5 (Two times)**  
Most recently, vs. Presbyterian College  
(02-26-11)  
**FT Attempts - 7**  
vs. Iona (02-19-11)  
**Rebounds - 17**  
vs. Virginia Intermont (11-12-10)  
**Assists - 4**  
vs. VMI (01-20-11)  
**Steals - 5**  
vs. Charleston Southern (01-06-11)  
**Blocks - 1 (Nine times)**  
Most recently, vs. High Point (03-01-11)

**2011 (R-Jr.):** One of two players to start all 32 contests for the Flames ... earned second team All-Big South honors ... concluded the year No. 8 in the country and led the league in rebounding with 10.8 boards per game ... second leading scorer for Liberty, averaging 11.3 points per game ... grabbed 344 rebounds during the season, the fifth highest single-season mark in program history and the second-highest mark by a Liberty junior ... recorded 14 double-doubles during the season, one shy of tying the program's single-season mark of 15, set by Alex McLean and Mike Coleman ... posted 18 points and a season high 17 rebounds in his Liberty debut against Virginia Intermont (11/12), tying a Vines Center record for most rebounds in a game ... posted 10 points and 12 boards at Notre Dame (11/14) ... finished with 16 points and 15 boards in overtime win versus Chicago State (11/27) ... led Liberty with a season-high 23 points and 13 rebounds in a win over Presbyterian (12/2) ... instrumental in 83-81 overtime win against UNC Asheville (01/27), hitting a buzzer beating layup to win the contest for the Flames ... connected on clutch tip-in to help the Flames defeat Charleston Southern, 70-69 (2/5) ... finished with 22 points and 16 rebounds at VMI (2/15) ... named to the Big South Presidential Honor Roll.

## 2010-11 Game-by-Game

OPPONENT	DATE	MIN	FG-FGA	3FG-FGA	FT-FTA	OFF-DEF-TOT	A	TO	BLK	STL	PTS
Virginia Intermont	11-12-10	27	7-11	0-1	4-4	10-7-17	1	1	0	1	18
Notre Dame	11-14-10	33	5-11	0-0	0-0	5-7-12	2	3	0	3	10
UNC Wilmington	11-16-10	33	6-11	0-0	2-3	4-3-7	1	3	0	3	14
Southern Virginia	11-18-10	22	5-8	0-0	1-2	4-5-9	3	0	0	0	11
Texas Tech	11-21-10	36	5-13	0-0	0-0	5-9-14	2	6	1	1	10
USF	11-23-10	30	2-7	0-0	3-4	1-3-4	2	2	1	3	7
Mississippi Valley St.	11-26-10	30	2-6	0-0	3-5	3-6-9	1	2	0	2	7
Chicago St.	11-27-10	40	7-12	0-0	2-6	7-8-15	0	2	1	0	16
Presbyterian College	12-02-10	35	9-15	0-0	5-6	5-8-13	2	3	0	1	23
Winthrop	12-04-10	28	5-10	0-0	0-0	4-4-8	0	3	0	0	10
George Mason	12-11-10	31	3-9	0-0	1-2	3-4-7	2	2	0	1	7
William & Mary	12-18-10	33	5-11	0-0	4-6	2-10-12	2	2	0	4	14
Hampton	12-22-10	34	3-8	0-0	1-2	3-8-11	0	7	1	3	7
Union College	12-28-10	14	3-5	0-0	2-4	2-5-7	1	1	0	1	8
Gardner-Webb	12-31-10	25	4-5	0-0	0-0	1-4-5	0	5	1	1	8
UNC Asheville	01-02-11	33	3-5	0-0	2-2	3-4-7	0	5	0	1	8
Charleston Southern	01-06-11	32	6-12	0-0	1-2	7-5-12	2	5	0	5	13
Coastal Carolina	01-08-11	38	6-12	0-0	1-2	4-9-13	0	3	0	2	13
High Point	01-13-11	37	7-12	0-0	0-0	2-8-10	1	5	0	2	14
Radford	01-15-11	21	5-6	0-0	1-3	6-8-14	2	2	0	0	11
VMI	01-20-11	35	7-10	0-0	0-0	2-7-9	4	4	0	4	14
UNC Asheville	01-27-11	41	6-13	0-0	1-3	5-7-12	1	3	0	3	13
Gardner-Webb	01-29-11	29	4-8	0-0	1-2	8-8-16	1	2	1	0	9
Coastal Carolina	02-03-11	32	3-9	0-0	0-0	3-8-11	1	5	0	1	6
Charleston Southern	02-05-11	36	8-16	0-0	0-2	5-5-10	1	4	0	1	16
Radford	02-10-11	32	5-7	0-0	1-2	4-9-13	2	5	1	3	11
High Point	02-12-11	32	2-3	0-0	1-2	2-7-9	1	3	0	2	5
VMI	02-15-11	37	10-17	0-0	2-3	7-9-16	1	3	0	2	22
Iona	02-19-11	37	4-8	0-0	1-7	4-8-12	3	2	1	3	9
Winthrop	02-24-11	30	4-7	0-0	0-0	2-8-10	1	2	0	1	8
Presbyterian College	02-26-11	31	4-9	0-0	5-6	3-4-7	1	2	0	1	13
High Point	03-01-11	37	4-6	0-0	0-0	3-10-13	2	0	1	2	8

## Career Stats

Season	GP	GS	Min	Avg	FG	FGA	Pct	3FG	3FGA	Pct	FT	FTA	Pct	ORB	DRB	TOT	Avg	Asst	TO	Blk	Stl	Pts	Avg
2010-11	32	32	1021	31.9	159	302	.526	0	1	.000	45	80	.563	129	215	344	10.8	43	97	9	57	363	11.3

## 2011-12 Season Notes/Highlights



**# 21**

**Joel Vander Pol**

*6-10, 225, R-So., C  
Fort Meyers, Fla.  
Evangelical Christian*

### Career Highs

**Points - 14**

vs. Hampton (12-22-10)

**FG Made - 7**

vs. Hampton (12-22-10)

**FG Attempts - 7**

vs. Hampton (12-22-10)

**FT Made - 6**

vs. High Point (02-12-11)

**FT Attempts - 6 (Four times)**

Most recently, vs. William & Mary

(11-14-11)

**Rebounds - 7**

vs. Charleston Southern (02-05-11)

**Assists - 2**

vs. Virginia Intermont (11-12-10)

**Steals - 1 (Seven times)**

Most recently, vs. Randolph (11-11-11)

**Blocks - 3**

vs. Union College (12-28-10)

### Season Highs

**Points - 8**

vs. William & Mary (11-14-11)

**FG Made - 2 (Two times)**

Most recently, vs. Eastern Kentucky

(11-18-11)

**FG Attempts - 4 (Two times)**

Most recently, vs. Eastern Kentucky

(11-18-11)

**FT Made - 4**

vs. William & Mary (11-14-11)

**FT Attempts - 6**

vs. William & Mary (11-14-11)

**Rebounds - 5**

vs. Randolph (11-11-11)

**Steals - 1 (Two times)**

Most recently, vs. Eastern Kentucky

(11-19-11)

**Blocks - 1**

vs. Randolph (11-11-11)

**2011 (R-Fr.):** Appeared in 31 contests, starting 16 ... averaged 4.1 points and 3.2 rebounds per game ... third on the team in blocked shots with 21 ... chipped in nine points and three rebounds in a 71-62 victory over William & Mary (12/18) ... finished with a career-high 14 points, while adding six points and two blocks at Hampton (12/22) ... posted eight points and six rebounds versus Gardner-Webb (1/29) ... garnered 10 points and a career-high seven boards in a 70-69 win at Charleston Southern (2/5).

## 2011-12 Game-by-Game

OPPONENT	DATE	MIN	FG-FGA	3FG-FGA	FT-FTA	OFF-DEF-TOT	A	TO	BLK	STL	PTS
No. 19 Texas A&M	11-09-11	18	0-2	0-0	0-0	1-4-5	0	2	0	1	0
Randolph College	11-11-11	16	1-3	0-0	0-2	2-3-5	0	1	1	0	2
William & Mary	11-14-11	18	2-4	0-0	4-6	2-0-2	0	2	0	0	8
Eastern Kentucky	11-18-11	21	2-4	0-0	0-1	0-2-2	0	0	0	1	4
Lehigh	11-19-11	11	1-2	0-0	2-2	0-0-0	0	1	0	0	4
William & Mary	11-20-11	8	1-1	0-0	0-1	1-1-2	0	3	0	0	2

## 2010-11 Game-by-Game

OPPONENT	DATE	MIN	FG-FGA	3FG-FGA	FT-FTA	OFF-DEF-TOT	A	TO	BLK	STL	PTS
Virginia Intermont	11-12-10	9	0-2	0-0	1-2	1-0-1	2	0	0	1	1
Notre Dame	11-14-10	6	0-1	0-0	0-0	0-0-0	0	0	0	0	0
UNC Wilmington	11-16-10	5	0-1	0-0	0-0	1-0-1	0	0	0	0	0
Southern Virginia	11-18-10	9	2-3	0-0	1-3	1-3-4	0	1	1	0	5
Texas Tech	11-21-10	9	2-3	0-0	0-2	2-3-5	0	1	1	1	4
USF	11-23-10	12	0-1	0-0	1-2	1-1-2	0	1	0	0	1
Mississippi Valley St.	11-26-10	10	0-0	0-0	0-0	0-1-1	0	1	0	0	0
Chicago St.	11-27-10	6	0-0	0-0	0-0	1-2-3	0	1	1	0	0
Presbyterian College	12-02-10	9	0-2	0-0	2-2	2-1-3	1	1	1	0	2
Winthrop	12-04-10	17	1-2	0-0	1-2	1-2-3	0	1	2	0	3
George Mason	12-11-10	17	2-4	0-0	1-4	1-2-3	0	0	0	0	5
William & Mary	12-18-10	21	4-4	0-0	1-2	1-2-3	0	0	0	1	9
Hampton	12-22-10	24	7-7	0-0	0-0	3-3-6	0	4	2	0	14
Union College	12-28-10	23	2-6	0-0	3-6	3-2-5	0	1	3	1	7
Gardner-Webb	12-31-10	20	0-0	0-0	0-0	0-4-4	0	1	0	0	0
UNC Asheville	01-02-11	20	0-1	0-0	2-4	0-2-2	1	3	2	0	2
Charleston Southern	01-06-11	19	3-6	0-0	0-0	1-2-3	0	0	1	0	6
Coastal Carolina	01-08-11	19	0-2	0-0	2-2	0-2-2	0	3	1	0	2
High Point	01-13-11	14	2-3	0-0	2-2	2-2-4	0	1	1	0	6
Radford	01-15-11	21	2-4	0-0	1-4	2-4-6	0	1	2	0	5
VMI	01-20-11	8	1-3	0-0	0-2	1-1-2	0	1	0	0	2
UNC Asheville	01-27-11	7	0-0	0-0	0-0	0-0-0	0	0	0	0	0
Gardner-Webb	01-29-11	20	2-2	0-0	4-5	4-2-6	1	0	0	0	8
Coastal Carolina	02-03-11	18	2-4	0-0	2-4	1-5-6	0	0	0	0	6
Charleston Southern	02-05-11	28	4-5	0-0	2-3	4-3-7	0	1	2	0	10
Radford	02-10-11	22	1-4	0-0	5-6	0-2-2	0	1	0	1	7
High Point	02-12-11	24	0-3	0-0	6-6	3-2-5	0	0	1	0	6
VMI	02-15-11	18	2-2	0-0	1-2	1-5-6	0	0	0	0	5
Iona	02-19-11	15	2-4	0-0	0-0	1-1-2	0	1	0	0	4
Winthrop	02-24-11	9	1-2	0-0	0-0	1-1-2	0	0	0	0	2
High Point	03-01-11	4	2-2	0-0	0-0	0-0-0	0	0	0	0	4

## Career Stats

Season	GP	GS	Min	Avg	FG	FGA	Pct	3FG	3FGA	Pct	FT	FTA	Pct	ORB	DRB	TOT	Avg	Asst	TO	Blk	Stl	Pts	Avg
2010-11	31	16	463	14.9	44	83	.530	0	0	.000	38	65	.585	39	60	99	3.2	5	25	21	5	126	4.1
2011-12	6	4	92	15.3	7	16	.438	0	0	.000	6	12	.500	6	10	16	2.7	0	9	1	2	20	3.3
<b>TOTAL</b>	<b>37</b>	<b>20</b>	<b>555</b>	<b>15.0</b>	<b>51</b>	<b>99</b>	<b>.515</b>	<b>0</b>	<b>0</b>	<b>.000</b>	<b>44</b>	<b>77</b>	<b>.571</b>	<b>45</b>	<b>70</b>	<b>115</b>	<b>3.1</b>	<b>5</b>	<b>35</b>	<b>22</b>	<b>7</b>	<b>146</b>	<b>3.9</b>

## 2011-12 Season Notes/Highlights



**# 22**

### Tavares Speaks

6-4, 185, Jr., G

Raleigh, N.C.

Green Hope

(Cape Fear CC)

#### Season Highs

**Points - 18**

vs. Randolph (11-11-11)

**FG Made - 7 (Two times)**

Most recently, vs. Eastern Kentucky  
(11-18-11)

**FG Attempts - 14**

vs. Eastern Kentucky (11-18-11)

**3FG Attempts - 1**

vs. No. 19 Texas A&M (11-09-11)

**FT Made - 5**

vs. Lehigh (11-19-11)

**FT Attempts - 68**

vs. Lehigh (11-19-11)

**Rebounds - 4**

vs. Lehigh (11-19-11)

**Assists - 1 (Two times)**

Most recently, vs. Lehigh (11-19-11)

**Steals - 3**

vs. Lehigh (11-19-11)

**Blocks - 1**

vs. Randolph (11-11-11)

**Previous School:** Two-year letterwinner at Cape Fear Community College ... coached by former Liberty guard and captain Ryan Mantlo (2003-04) ... two-time all-conference honoree ... first team all-region ... regional player of the year ... JUCO All-America first team member ... two-time regular season champion with the Sea Devils... led Cape Fear to an eighth place finish at the JUCO national tournament.

**Prep:** Three-year letterwinner at Green Hope ... all-freshman team honoree ... helped team reach the third round of the state tournament during his junior season ... first team all-triangle and all-conference member ... led team to independent prep state championship his final season ... all-tournament team member ... named championship MVP.

### 2011-12 Game-by-Game


OPPONENT	DATE	MIN	FG-FGA	3FG-FGA	FT-FTA	OFF-DEF-TOT	A	TO	BLK	STL	PTS
No. 19 Texas A&M	11-09-11	26	3-8	0-1	0-0	0-2-2	0	0	0	0	6
Randolph College	11-11-11	19	7-9	0-0	4-6	0-2-2	1	0	1	2	18
William & Mary	11-14-11	24	3-6	0-0	0-0	0-0-0	0	2	0	2	6
Eastern Kentucky	11-18-11	30	7-14	0-1	0-0	1-2-3	0	1	0	1	14
Lehigh	11-19-11	29	3-10	0-1	5-8	2-2-4	1	0	0	3	11
William & Mary	11-20-11	36	5-12	0-0	3-4	0-2-2	0	1	0	2	13

### Career Stats

Season	GP	GS	Min	Avg	FG	FGA	Pct	3FG	3FGA	Pct	FT	FTA	Pct	ORB	DRB	TOT	Avg	Asst	TO	Blk	Stl	Pts	Avg
2011-12	6	2	164	27.3	28	29	.475	0	3	.000	12	18	.667	3	10	13	2.2	2	4	1	10	68	11.3



## 2011-12 Season Notes/Highlights



**# 23**

**Hart Gliedman**

*6-5, 210, R-Fr., F*

*New York, N. Y.*

*Long Island Lutheran*

### Season Highs

**Points - 4**

vs. Randolph (11-11-11)

**FG Made - 2**

vs. Randolph (11-11-11)

**FG Attempts - 4**

vs. Randolph (11-11-11)

**FT Attempts - 1**

vs. Randolph (11-11-11)

**Rebounds - 1 (Two times)**

Most recently, vs. Lehigh (11-19-11)

**Prep:** Two-year letter winner at Friends Seminary ... two-time all-league selection ... helped his team win the conference his sophomore year ... sat out his junior season upon transferring to Long Island Lutheran (LuHi) ... finished his career as a captain at LuHi his senior year ... 1,000 point scorer during his high school career ... tabbed an all-tournament selection at the New York State Federation Championship Tournament ... named MVP at the Big Apple Tournament, New York City's premier city tournament ... regarded as one of Long Island's Top 10 players ... earned New Balance Academic All-State honors ... won a gold medal the 2007 Maccabi Europe Tournament Summer 2007 in Rome, Italy, squaring off with top European teams.

## 2011-12 Game-by-Game

OPPONENT	DATE	MIN	FG-FGA	3FG-FGA	FT-FTA	OFF-DEF-TOT	A	TO	BLK	STL	PTS
No. 19 Texas A&M	11-09-11	2	0-0	0-0	0-0	0-0-0	0	0	0	0	0
Randolph College	11-11-11	15	2-4	0-0	0-1	0-1-1	0	2	0	0	4
William & Mary	11-14-11	2	0-0	0-0	0-0	0-0-0	0	0	0	0	0
Eastern Kentucky	11-18-11	3	0-0	0-0	0-0	0-0-0	0	0	0	0	0
Lehigh	11-19-11	3	0-0	0-0	0-0	0-1-1	0	0	0	0	0

## Career Stats

Season	GP	GS	Min	Avg	FG	FGA	Pct	3FG	3FGA	Pct	FT	FTA	Pct	ORB	DRB	TOT	Avg	Asst	TO	Blk	Stl	Pts	Avg
2011-12	5	0	25	5.0	2	4	.500	0	0	.000	0	1	.000	0	2	2	0.4	0	2	0	0	4	1.3

## 2011-12 Season Notes/Highlights



**# 24**

**Antwan Burrus**  
6-6, 235, Junior F  
Winterville, N.C.  
South Central

**Career Highs**

**Points - 20**

vs. VMI (01-28-10)

**FG Made - 7 (Three times)**

Most recently, vs. William & Mary (11-14-11)

**FG Attempts - 13**

vs. UNC Wilmington (11-16-10)

**3FG Attempts - 1**

vs. UCF (12-29-09)

**FT Made - 8 (Three times)**

Most recently, vs. Gardner-Webb (12-31-10)

**FT Attempts - 13**

vs. Gardner-Webb (12-31-10)

**Rebounds - 13**

vs. VMI (01-28-10)

**Assists - 6**

vs. VMI (01-28-10)

**Steals - 2 (Four times)**

Most recently, vs. No. 19 Texas A&M (11-09-11)

**Blocks - 5**

vs. Radford (01-15-11)

**Season Highs**

**Points - 14**

vs. William & Mary (11-14-11)

**FG Made - 7**

vs. William & Mary (11-14-11)

**FG Attempts - 11**

vs. William & Mary (11-14-11)

**FT Made - 3**

vs. Eastern Kentucky (11-18-11)

**FT Attempts - 4**

vs. Eastern Kentucky (11-18-11)

**Rebounds - 11**

vs. Lehigh (11-19-11)

**Assists - 2**

Most recently, vs. William & Mary (11-20-11)

**Steals - 2**

vs. No. 19 Texas A&M (11-09-11)

**Blocks - 2 (Two times)**

vs. William & Mary (11-20-11)

**2011 (So.):** Appeared in all 32 contests for the Flames, starting 14 ... team leader in blocked shots, finishing fifth in the Big South with 40 ... fifth on the team in scoring, averaging 6.5 ppg ... third-leading rebounder with 4.2 rpg ... 10th in the league in offensive rebounds, pulling down 2.3 per game ... recorded double-digit scoring figures in 10 contests ... scored 14 second-half points against UNC Wilmington (11/16) to finish with 16 tallies and eight rebounds ... posted 13 points at Texas Tech (11/21) ... garnered a double-double in a 64-58 win over Mississippi Valley State (11/26), putting up 10 points and 11 rebounds ... finished with 14 points on 6-for-10 shooting in a 67-65 overtime win against Chicago State (11/27) in the South Padre Island Invitational ... tallied 11 points in games against Union College (12/28) and Radford (1/15) ... racked up 13 points and 7 rebounds in a 100-82 win versus VMI (1/20).

### 2011-12 Game-by-Game

OPPONENT	DATE	MIN	FG-FGA	3FG-FGA	FT-FTA	OFF-DEF-TOT	A	TO	BLK	STL	PTS
No. 19 Texas A&M	11-09-11	30	4-8	0-0	2-2	1-2-3	1	1	0	2	10
Randolph College	11-11-11	16	5-5	0-0	0-0	1-3-4	0	1	2	0	10
William & Mary	11-14-11	33	7-11	0-0	0-1	3-3-6	1	0	0	1	14
Eastern Kentucky	11-18-11	27	2-4	0-0	3-4	2-4-6	0	5	1	0	7
Lehigh	11-19-11	31	4-8	0-0	2-3	3-8-11	0	0	1	0	10
William & Mary	11-20-11	32	4-8	0-0	2-2	2-5-7	2	3	2	0	10

### 2010-11 Game-by-Game

OPPONENT	DATE	MIN	FG-FGA	3FG-FGA	FT-FTA	OFF-DEF-TOT	A	TO	BLK	STL	PTS
Virginia Intermont	11-12-10	15	3-7	0-0	0-0	3-1-4	0	2	2	2	6
Notre Dame	11-14-10	19	0-3	0-0	0-0	0-1-1	1	2	1	0	0
UNC Wilmington	11-16-10	34	7-13	0-0	2-2	5-3-8	0	1	3	0	16
Southern Virginia	11-18-10	20	3-5	0-0	3-4	4-1-5	0	0	2	0	9
Texas Tech	11-21-10	33	5-12	0-0	3-4	6-2-8	2	0	1	0	13
USF	11-23-10	25	1-5	0-0	0-0	2-2-4	0	0	3	1	2
Mississippi Valley St.	11-26-10	35	3-11	0-0	4-4	5-6-11	0	2	2	0	10
Chicago St.	11-27-10	36	6-10	0-0	2-4	5-1-6	0	3	2	0	14
Presbyterian College	12-02-10	23	1-3	0-0	1-2	1-0-1	0	1	1	1	3
Winthrop	12-04-10	30	3-5	0-0	2-2	2-2-4	0	1	1	0	8
George Mason	12-11-10	26	1-4	0-0	0-1	0-0-0	0	3	0	0	2
William & Mary	12-18-10	19	2-2	0-0	0-0	1-4-5	0	1	1	0	4
Hampton	12-22-10	21	3-5	0-0	0-0	3-2-5	1	1	0	0	6
Union College	12-28-10	14	4-7	0-0	3-4	4-1-5	0	0	1	1	11
Gardner-Webb	12-31-10	32	1-5	0-0	8-13	3-4-7	0	2	2	0	10
UNC Asheville	01-02-11	21	0-2	0-0	2-2	2-2-4	1	2	0	1	2
Charleston Southern	01-06-11	21	3-4	0-0	3-3	1-0-1	0	1	1	0	9
Coastal Carolina	01-08-11	17	0-2	0-0	0-0	1-1-2	0	1	3	1	0
High Point	01-13-11	19	4-4	0-0	0-0	1-5-6	0	3	0	0	8
Radford	01-15-11	22	4-6	0-0	3-4	3-3-6	0	0	5	0	11
VMI	01-20-11	24	6-12	0-0	1-2	3-4-7	1	0	2	0	13
UNC Asheville	01-27-11	33	1-4	0-0	0-0	1-3-4	2	1	1	0	2
Gardner-Webb	01-29-11	16	2-7	0-0	2-5	4-2-6	0	0	0	1	6
Coastal Carolina	02-03-11	13	0-0	0-0	0-0	0-1-1	0	1	0	0	0
Charleston Southern	02-05-11	2	0-0	0-0	0-0	0-0-0	0	0	0	0	0
Radford	02-10-11	22	3-4	0-0	4-4	2-1-3	0	1	2	0	10
High Point	02-12-11	11	0-4	0-0	0-0	2-1-3	0	2	1	0	0
VMI	02-15-11	18	4-6	0-0	2-4	4-1-5	0	3	1	0	10
Iona	02-19-11	15	1-1	0-0	1-2	1-0-1	0	2	0	1	3
Winthrop	02-24-11	25	3-6	0-0	1-3	2-3-5	1	2	1	0	7
Presbyterian College	02-26-11	14	1-1	0-0	1-2	0-2-2	0	3	1	1	3
High Point	03-01-11	29	4-5	0-0	1-1	1-2-3	1	1	0	1	9

### Career Stats

Season	GP	GS	Min	Avg	FG	FGA	Pct	3FG	3FGA	Pct	FT	FTA	Pct	ORB	DRB	TOT	Avg	Asst	TO	Blk	Stl	Pts	Avg
2009-10	29	16	498	17.2	81	156	.519	0	1	.000	40	52	.769	48	71	119	4.1	15	34	28	6	202	7.0
2010-11	32	14	704	22.0	79	165	.479	0	0	.000	49	72	.681	72	61	133	4.2	11	42	40	11	207	6.5
2011-12	6	6	169	28.2	26	44	.591	0	0	.000	9	12	.750	12	25	37	6.2	4	10	6	3	61	10.2
<b>TOTAL</b>	<b>67</b>	<b>36</b>	<b>1371</b>	<b>20.0</b>	<b>186</b>	<b>365</b>	<b>.510</b>	<b>0</b>	<b>1</b>	<b>.000</b>	<b>98</b>	<b>136</b>	<b>.721</b>	<b>132</b>	<b>157</b>	<b>289</b>	<b>4.3</b>	<b>30</b>	<b>86</b>	<b>74</b>	<b>20</b>	<b>470</b>	<b>7.0</b>



**# 25**

**Jesse Sanders**  
6-3, 200, Senior G  
Sugar Land, Texas  
Homeschooled (HCYA)

**Career Highs**

**Points - 25**  
vs. Winthrop (03-02-10)  
**FG Made - 8**  
vs. Winthrop (03-02-10)  
**FG Attempts - 18**  
vs. Winthrop (03-02-10)  
**3FG Made - 2 (Six times)**  
Most recently, vs. High Point (03-01-11)  
**3FG Attempts - 6**  
vs. VMI (02-15-11)  
**FT Made - 13**  
vs. VMI (01-20-11)  
**FT Attempts - 15**  
vs. VMI (01-20-11)  
**Rebounds - 15**  
vs. VMI (01-28-10)  
**Assists - 13**  
vs. VMI (01-20-11)  
**Steals - 4 (Four times)**  
Most recently, vs. UNC Asheville (02-11-10)  
**Blocks - 2 (Two times)**  
Most recently, vs. Presbyterian (02-09-09)

**Season Highs**

**Points - 19**  
vs. Eastern Kentucky (11-18-11)  
**FG Made - 7**  
vs. Eastern Kentucky (11-18-11)  
**FG Attempts - 12**  
vs. Eastern Kentucky (11-18-11)  
**3FG Made - 1 (Two times)**  
Most recently, vs. William & Mary (11-20-11)  
**3FG Attempts - 3**  
vs. No. 19 Texas A&M (11-09-11)  
**FT Made - 6 (Two times)**  
Most recently, vs. William & Mary (11-20-11)  
**FT Attempts - 8**  
vs. William & Mary (11-20-11)  
**Rebounds - 12**  
vs. William & Mary (11-20-11)  
**Assists - 10**  
vs. Lehigh (11-19-11)  
**Steals - 3**  
vs. Eastern Kentucky (11-18-11)

**2011-12 Season Notes/Highlights**

**2011 (Jr.):** Started 31 of the Flames 32 contests ... named to the Big South All-Conference First Team and voted 2010-11 Big South Player of the Year ... received Associated Press All-America honorable mention ... also earned Mid-Major All-America honorable mention from Collegehoops.net ... tabbed second team National Association of Basketball Coaches (NABC) All-District and Virginia Sports Information Directors (VaSID) All-State ... led the league in assists with 183 (5.7 avg) ... heads into final season fifth on Liberty's all-time career assist list with 472 helpers ... finished third on the team in scoring (11.3 ppg) ... concluded the season as Liberty's second-leading rebounder (6.0 rpg) ... posted 14 points and 10 rebounds versus Winthrop (12/4) ... chipped in 12 points and six rebounds against George Mason (12/11) ... paced the Flames with 19 points in a 64-62 overtime win at Gardner-Webb (12/31) ... hit two crucial free throws to send contest into overtime, followed by a game-winning jumper in the final four seconds ... led the Flames with 16 points and hit key three-pointer in final 1:30 to give Liberty the 59-55 victory at UNC Asheville (1/2), earning Co-Big South Player of the Week on Jan. 3 for his clutch performances ... recorded his third career triple-double on Jan. 6 with 10 points, 10 rebounds and 10 assists in a 68-54 win versus Charleston Southern ... posted 21 and 20 points respectively in back-to-back games against VMI (1/20) and UNC Asheville (1/27) ... led the Flames with 19 tallies at Winthrop (2/24) ... named to the Big South Presidential Honor Roll.

**2011-12 Game-by-Game**

OPPONENT	DATE	MIN	FG-FGA	3FG-FGA	FT-FTA	OFF-DEF-TOT	A	TO	BLK	STL	PTS
No. 19 Texas A&M	11-09-11	31	2-8	0-3	4-6	3-1-4	9	4	0	0	8
Randolph College	11-11-11	22	4-4	0-0	3-6	4-5-9	8	4	0	2	11
William & Mary	11-14-11	36	4-8	1-1	2-4	4-3-7	8	2	0	1	11
Eastern Kentucky	11-18-11	34	7-12	0-2	5-7	3-4-7	4	2	0	3	19
Lehigh	11-19-11	35	3-11	0-0	6-6	3-5-8	10	2	0	1	12
William & Mary	11-20-11	37	2-6	1-2	6-8	3-9-12	7	2	0	2	11

**2010-11 Game-by-Game**

OPPONENT	DATE	MIN	FG-FGA	3FG-FGA	FT-FTA	OFF-DEF-TOT	A	TO	BLK	STL	PTS
Virginia Intermont	11-12-10	31	6-11	0-3	0-0	4-5-9	7	3	0	1	12
Notre Dame	11-14-10	29	2-5	0-2	0-0	1-4-5	5	3	0	0	4
UNC Wilmington	11-16-10	38	1-10	0-2	4-7	4-5-9	8	3	1	3	6
Southern Virginia	11-18-10	24	3-6	0-0	4-4	1-6-7	7	0	0	3	10
Texas Tech	11-21-10	30	1-9	0-2	2-5	2-3-5	7	1	0	2	4
USF	11-23-10	30	2-5	0-0	0-0	1-2-3	5	1	0	1	4
Mississippi Valley St.	11-26-10	27	1-6	0-3	6-9	1-5-6	4	5	1	2	8
Chicago St.	11-27-10	39	4-10	0-2	0-0	2-5-7	7	5	1	0	8
Presbyterian College	12-02-10	33	6-10	0-0	2-2	5-2-7	7	2	0	3	14
Winthrop	12-04-10	34	4-13	0-2	6-7	4-6-10	8	3	0	0	14
George Mason	12-11-10	33	4-7	0-0	4-4	2-4-6	5	2	0	1	12
William & Mary	12-18-10	30	1-3	0-0	7-8	1-2-3	7	1	0	1	9
Hampton	12-22-10	39	1-4	1-1	2-2	1-7-8	5	5	0	1	5
Union College	12-28-10	16	2-2	0-0	1-2	1-2-3	8	2	0	1	5
Gardner-Webb	12-31-10	32	6-9	0-2	7-7	0-5-5	4	3	0	2	19
UNC Asheville	01-02-11	33	6-11	1-2	3-5	1-2-3	3	5	0	1	16
Charleston Southern	01-06-11	37	5-7	0-0	0-1	7-3-10	10	3	0	3	10
Coastal Carolina	01-08-11	38	5-8	1-2	2-4	2-7-9	7	2	0	0	13
High Point	01-13-11	35	3-6	0-1	7-10	2-4-6	4	6	1	1	13
Radford	01-15-11	35	3-9	1-2	0-1	3-4-7	6	6	0	1	7
VMI	01-20-11	36	4-7	0-0	13-15	2-3-5	13	3	0	0	21
UNC Asheville	01-27-11	40	6-11	1-2	7-7	2-2-4	7	3	0	1	20
Gardner-Webb	01-29-11	31	2-8	1-2	6-8	1-7-8	7	3	0	1	11
Coastal Carolina	02-03-11	25	3-10	0-2	4-6	1-1-2	3	3	0	3	10
Charleston Southern	02-05-11	37	3-6	0-0	5-6	1-5-6	5	4	0	0	11
Radford	02-10-11	33	2-9	2-4	7-11	3-3-6	6	1	0	0	13
High Point	02-12-11	33	6-8	1-1	3-4	7-4-11	4	3	0	2	16
VMI	02-15-11	36	3-11	2-6	5-6	2-3-5	4	2	0	1	13
Iona	02-19-11	30	4-9	1-3	4-7	1-2-3	2	3	0	0	13
Winthrop	02-24-11	35	5-9	1-2	8-11	4-2-6	1	6	1	2	19
Presbyterian College	02-26-11	27	2-8	0-3	3-3	1-1-2	1	2	0	0	7
High Point	03-01-11	37	4-10	2-5	5-6	4-1-5	6	2	0	0	15

**Career Stats**

Season	GP	GS	Min	Avg	FG	FGA	Pct	3FG	3FGA	Pct	FT	FTA	Pct	ORB	DRB	TOT	Avg	Asst	TO	Blk	Stl	Pts	Avg
2008-09	32	30	977	30.5	76	148	.514	7	31	.226	63	83	.759	72	95	167	5.2	137	57	6	38	222	6.9
2009-10	31	31	1000	32.3	80	184	.435	13	40	.325	79	117	.675	59	149	208	6.7	152	101	3	42	252	8.1
2010-11	32	31	1043	32.6	110	257	.428	15	56	.268	127	168	.756	74	117	191	6.0	183	96	5	37	362	11.3
2011-12	6	6	195	32.5	22	49	.449	2	8	.250	26	37	.703	20	27	47	7.8	46	16	0	9	72	12.0
<b>TOTAL</b>	<b>101</b>	<b>98</b>	<b>3215</b>	<b>31.8</b>	<b>288</b>	<b>638</b>	<b>.451</b>	<b>37</b>	<b>135</b>	<b>.274</b>	<b>295</b>	<b>405</b>	<b>.728</b>	<b>225</b>	<b>388</b>	<b>613</b>	<b>6.1</b>	<b>517</b>	<b>270</b>	<b>14</b>	<b>126</b>	<b>908</b>	<b>9.0</b>

## 2011-12 Season Notes/Highlights



**# 31**

**Stephen Baird**

6-8, 220, R-Fr., F

San Antonio, Texas

Home School

### Season Highs

**Points - 5**

vs. Randolph (11-11-11)

**FG Made - 2 (Two times)**

Most recently, vs. Lehigh (11-19-11)

**FG Attempts - 5**

vs. Randolph (11-11-11)

**3FG Attempts - 3**

vs. Randolph (11-11-11)

**FT Made - 1 (Two times)**

Most recently, vs. Lehigh (11-19-11)

**FT Attempts - 2 (Two times)**

Most recently, vs. Lehigh (11-19-11)

**Rebounds - 2**

vs. Randolph (11-11-11)

**Assists - 1**

vs. Randolph (11-11-11)

**Steals - 1**

vs. Randolph (11-11-11)

**Blocks - 1**

vs. Randolph (11-11-11)

**2011 (Fr.):** Redshirted ... missed the entire season due to injury.

**Prep:** Part of an AAU team that finished second in nationals ... attended James Madison High School in San Antonio ... instrumental in helping the team win the championship game at the McDonald's Invitational ... helped his team achieve a No. 5 national ranking by ESPN for four consecutive weeks, finishing the year with a 35-2 record ... led his team to the final four of the Texas 5A public schools tournament his sophomore year ... tabbed by Tex Preps Basketball as one of the top players in Texas .... selected first team all-state, consistently leading his teams in rebounds, free throws and assists with numerous double-doubles ... ranked one of the top high school players in the country by ESPN ... chose Liberty over Texas, Texas A&M, Kentucky, TCU, SMU, Stanford, LSU, Utah and Marquette.


### 2011-12 Game-by-Game

OPPONENT	DATE	MIN	FG-FGA	3FG-FGA	FT-FTA	OFF-DEF-TOT	A	TO	BLK	STL	PTS
No. 19 Texas A&M	11-09-11	5	0-3	0-1	0-0	0-0-0	0	0	0	0	0
Randolph College	11-11-11	13	2-5	0-3	1-2	1-1-2	1	1	1	1	5
Lehigh	11-19-11	7	2-3	0-0	1-2	1-0-1	0	0	1	0	5
William & Mary	11-20-11	2	0-1	0-0	0-0	0-1-1	0	0	0	0	0

### Career Stats

Season	GP	GS	Min	Avg	FG	FGA	Pct	3FG	3FGA	Pct	FT	FTA	Pct	ORB	DRB	TOT	Avg	Asst	TO	Blk	Stl	Pts	Avg
2011-12	2	0	18	9.0	2	8	.250	0	4	.000	1	2	.500	1	1	2	1.0	1	1	1	1	5	2.5

## 2011-12 Season Notes/Highlights



**# 33**

**John Caleb Sanders**

*6-0, 175, Sophomore G  
Sugar Land, Texas  
Homeschool (HCYA)*

### Career Highs

**Points - 18 (Two times)**  
Most recently, vs. Lehigh (11-19-11)  
**FG Made - 8**  
vs. Lehigh (11-19-11)  
**FG Attempts - 15**  
vs. No. 19 Texas A&M (11-09-11)  
**3FG Made - 4**  
vs. Randolph (11-11-11)  
**3FG Attempts - 10**  
vs. No. 19 Texas A&M (11-09-11)  
**FT Made - 3**  
vs. No. 19 Texas A&M (11-09-11)  
**FT Attempts - 4**  
vs. William & Mary (11-20-11)  
**Rebounds - 5 (Two times)**  
Most recently, vs. William & Mary (11-20-11)  
**Assists - 3 (Three times)**  
Most recently, vs. William & Mary (11-20-11)  
**Steals - 3**  
vs. Randolph (11-11-11)

### Season Highs

**Points - 18 (Two times)**  
Most recently, vs. Lehigh (11-19-11)  
**FG Made - 8**  
vs. Lehigh (11-19-11)  
**FG Attempts - 15**  
vs. No. 19 Texas A&M (11-09-11)  
**3FG Made - 4**  
vs. Randolph (11-11-11)  
**3FG Attempts - 10**  
vs. No. 19 Texas A&M (11-09-11)  
**FT Made - 3**  
vs. No. 19 Texas A&M (11-09-11)  
**FT Attempts - 4**  
vs. William & Mary (11-20-11)  
**Rebounds - 5 (Two times)**  
Most recently, vs. William & Mary (11-20-11)  
**Assists - 3 (Three times)**  
Most recently, vs. William & Mary (11-20-11)  
**Steals - 3**  
vs. Randolph (11-11-11)

**2011 (Fr.):** Appeared in all 32 contests ... led the Flames in three-point field goal percentage (.340) ... posted 12 points on 4-of-5 shooting from three-point range against Southern Virginia (11/18) ... chipped in 10 points in 64-58 win over Mississippi Valley State (01/26) ... finished with 11 points during Liberty's 70-61 victory over Presbyterian (12/02) ... tallied 10 points against George Mason (12/11) ... posted a career-high 16 points on 6-of-8 shooting against league leader Coastal Carolina (01/08), helping cut a 10-point deficit to two with a three-pointer in the final nine seconds ... earned Big South Freshman of the Week honors for his performance ... recorded nine points in an 83-81 overtime win versus UNC Asheville (01/27) ... added nine points in 65-54 win over High Point (02/12) ... named to the Big South Presidential Honor Roll.

## 2011-12 Game-by-Game

OPPONENT	DATE	MIN	FG-FGA	3FG-FGA	FT-FTA	OFF-DEF-TOT	A	TO	BLK	STL	PTS
No. 19 Texas A&M	11-09-11	26	6-15	3-10	3-3	1-1-2	3	0	0	0	18
Randolph College	11-11-11	24	6-9	4-6	1-2	0-4-4	2	2	0	3	17
William & Mary	11-14-11	30	5-13	2-8	0-0	1-1-2	2	2	0	1	12
Eastern Kentucky	11-18-11	26	0-5	0-3	0-0	1-4-5	2	1	0	0	0
Lehigh	11-19-11	27	8-13	2-6	0-0	1-0-1	3	4	0	0	18
William & Mary	11-20-11	33	4-11	2-6	2-4	0-5-5	3	0	0	0	12

## 2010-11 Game-by-Game

OPPONENT	DATE	MIN	FG-FGA	3FG-FGA	FT-FTA	OFF-DEF-TOT	A	TO	BLK	STL	PTS
Virginia Intermont	11-12-10	14	0-5	0-0	0-0	1-1-2	2	0	0	0	0
Notre Dame	11-14-10	10	3-5	3-4	0-0	1-0-1	0	1	0	0	9
UNC Wilmington	11-16-10	9	0-1	0-0	0-2	0-0-0	1	0	0	1	0
Southern Virginia	11-18-10	15	4-5	4-5	0-0	0-3-3	0	0	0	0	12
Texas Tech	11-21-10	12	2-4	2-4	0-0	0-2-2	0	1	0	0	6
USF	11-23-10	19	0-4	0-2	0-0	1-1-2	1	2	0	1	0
Mississippi Valley St.	11-26-10	16	3-8	3-7	1-2	1-1-2	3	2	0	0	10
Chicago St.	11-27-10	15	1-4	0-2	0-0	0-1-1	0	1	0	0	2
Presbyterian College	12-02-10	29	4-11	3-8	0-0	1-1-2	0	2	0	1	11
Winthrop	12-04-10	8	1-3	1-3	0-0	0-0-0	0	1	0	0	3
George Mason	12-11-10	24	3-9	3-8	1-2	2-0-2	0	1	0	0	10
William & Mary	12-18-10	23	1-3	0-2	0-0	0-1-1	0	1	0	0	2
Hampton	12-22-10	12	1-2	1-2	0-0	0-1-1	0	2	0	1	3
Union College	12-28-10	20	2-5	1-4	0-0	1-3-4	1	1	0	2	5
Gardner-Webb	12-31-10	9	0-1	0-1	0-0	0-0-0	1	0	0	0	0
UNC Asheville	01-02-11	8	1-1	1-1	0-0	0-0-0	1	0	0	0	3
Charleston Southern	01-06-11	5	0-3	0-3	0-0	0-1-1	0	1	0	0	0
Coastal Carolina	01-08-11	16	6-8	4-6	0-0	1-2-2	0	0	0	0	16
High Point	01-13-11	5	1-2	0-1	0-0	0-0-0	0	0	0	0	2
Radford	01-15-11	11	0-3	0-3	0-0	0-1-1	1	0	0	1	0
VMI	01-20-11	7	0-0	0-0	0-0	0-0-0	1	0	0	0	0
UNC Asheville	01-27-11	7	3-5	2-4	1-1	0-0-0	0	0	0	0	9
Gardner-Webb	01-29-11	18	0-5	0-4	0-0	0-1-1	1	0	0	1	0
Coastal Carolina	02-03-11	10	0-1	0-1	0-0	0-1-1	1	1	0	0	0
Charleston Southern	02-05-11	4	0-0	0-0	0-0	0-0-0	0	0	0	0	0
Radford	02-10-11	8	1-2	1-2	0-0	0-0-0	0	1	0	1	3
High Point	02-12-11	15	3-6	3-6	0-0	0-2-2	1	1	0	1	9
VMI	02-15-11	11	0-5	0-0	0-0	0-0-0	2	1	0	0	0
Iona	02-19-11	8	0-4	0-3	1-2	0-1-1	0	0	0	0	1
Winthrop	02-24-11	9	1-1	0-0	0-3	0-0-0	1	0	0	0	2
Presbyterian College	02-26-11	4	0-0	0-0	0-0	0-0-0	0	0	0	0	0
High Point	03-01-11	16	3-8	2-7	0-0	0-0-0	1	1	0	0	8

## Career Stats

Season	GP	GS	Min	Avg	FG	FGA	Pct	3FG	3FGA	Pct	FT	FTA	Pct	ORB	DRB	TOT	Avg	Asst	TO	Blk	Stl	Pts	Avg
2010-11	32	0	397	12.4	44	125	.352	34	100	.340	4	12	.333	8	24	32	1.0	20	20	0	10	126	3.9
2011-12	6	5	166	27.7	29	66	.439	13	39	.333	6	9	.667	4	15	19	3.2	15	9	0	4	77	12.8
<b>TOTAL</b>	<b>38</b>	<b>5</b>	<b>563</b>	<b>14.8</b>	<b>73</b>	<b>191</b>	<b>.382</b>	<b>47</b>	<b>139</b>	<b>.338</b>	<b>10</b>	<b>21</b>	<b>.476</b>	<b>12</b>	<b>39</b>	<b>51</b>	<b>1.3</b>	<b>35</b>	<b>29</b>	<b>0</b>	<b>14</b>	<b>203</b>	<b>5.3</b>



## 2011-12 Season Notes/Highlights



**# 42**

**Sommy Ogukwe**

*6-7, 215, Freshman F*

*Abuja, Nigeria*

*Bethel Christian Academy*

**Career Highs**

**Points - 4 (Two times)**

Most recently, vs. Presbyterian College  
(02-26-11)

**FG Made - 2 (Two times)**

Most recently, vs. Presbyterian College  
(02-26-11)

**FG Attempts - 4**

vs. Virginia Intermont (11-12-10)

**FT Made - 1 (Three times)**

Most recently, vs. Charleston Southern  
(02-05-11)

**FT Attempts - 2 (Six times)**

Most recently, vs. Winthrop (02-24-11)

**Rebounds - 7**

vs. Virginia Intermont (11-12-10)

**Assists - 1**

vs. Union College (12-28-10)

**Steals - 1 (Four times)**

Most recently, vs. Presbyterian College  
(02-26-11)

**Blocks - 3 (Two times)**

Most recently, vs. Winthrop  
(02-24-11)

**2011 (Fr.):** Appeared in 30 contests for the Flames, starting in games at Notre Dame (11/14) and UNC Wilmington (11/16) ... posted three points and seven rebounds in his Liberty debut against Virginia Intermont (11/12) ... grabbed six rebounds against Southern Virginia (11/18) ... recorded four points and six rebounds in eight minutes during the Flames' 66-60 win at High Point (1/13) ... played a season-high 24 minutes at Presbyterian College (2/26), chipping in four points and four rebounds.

### 2010-11 Game-by-Game

OPPONENT	DATE	MIN	FG-FGA	3FG-FGA	FT-FTA	OFF-DEF-TOT	A	TO	BLK	STL	PTS
Virginia Intermont	11-12-10	18	1-4	0-0	1-2	5-2-7	0	1	0	0	3
Notre Dame	11-14-10	12	1-2	0-0	0-2	0-3-3	0	0	0	0	2
UNC Wilmington	11-16-10	7	0-0	0-0	0-0	0-0-0	0	0	0	0	0
Southern Virginia	11-18-10	17	1-3	0-0	0-0	4-2-6	0	4	2	1	2
Texas Tech	11-21-10	2	0-0	0-0	0-0	0-0-0	0	0	0	0	0
USF	11-23-10	5	0-0	0-0	0-0	0-2-2	0	0	0	0	0
Mississippi Valley St.	11-26-10	3	0-0	0-0	0-0	0-2-2	0	0	0	0	0
Chicago St.	11-27-10	5	0-0	0-0	0-0	0-1-1	0	1	1	0	0
Presbyterian College	12-02-10	3	0-1	0-0	0-0	1-1-2	0	1	0	0	0
Winthrop	12-04-10	5	0-0	0-0	0-0	0-0-0	0	0	1	0	0
George Mason	12-11-10	5	0-0	0-0	0-0	0-0-0	0	0	0	0	0
William & Mary	12-18-10	4	0-0	0-0	0-0	0-1-1	0	1	1	0	0
Hampton	12-22-10	1	0-0	0-0	0-0	0-0-0	0	0	0	0	0
Union College	12-28-10	11	1-1	0-0	1-2	0-3-3	1	0	1	0	3
UNC Asheville	01-02-11	1	0-0	0-0	0-0	0-1-1	0	0	1	0	0
Coastal Carolina	01-08-11	7	0-1	0-0	0-0	0-1-1	0	0	3	0	0
High Point	01-13-11	8	2-3	0-0	0-0	4-2-6	0	2	0	0	4
Radford	01-15-11	8	0-0	0-0	0-0	0-1-1	0	1	0	0	0
VMI	01-20-11	7	1-2	0-0	0-0	0-2-2	0	0	1	0	2
UNC Asheville	01-27-11	6	0-0	0-0	0-0	0-0-0	0	1	0	1	0
Gardner-Webb	01-29-11	7	1-2	0-0	0-0	1-2-3	0	0	2	0	2
Coastal Carolina	02-03-11	7	0-0	0-0	0-0	0-1-1	0	1	1	1	0
Charleston Southern	02-05-11	9	0-0	0-0	1-2	0-2-2	0	1	0	0	1
Radford	02-10-11	1	0-0	0-0	0-0	0-0-0	0	0	0	0	0
High Point	02-12-11	6	0-0	0-0	0-0	0-2-2	0	0	1	0	0
VMI	02-15-11	4	1-2	0-0	0-2	2-0-2	0	1	0	0	2
Iona	02-19-11	8	1-1	0-0	0-0	1-0-1	0	0	1	0	2
Winthrop	02-24-11	15	1-3	0-0	0-2	1-4-5	0	0	3	0	2
Presbyterian College	02-26-11	24	2-3	0-0	0-1	1-3-4	0	1	2	1	4
High Point	03-01-11	7	1-1	0-0	0-1	1-1-2	0	1	1	0	2

### Career Stats

Season	GP	GS	Min	Avg	FG	FGA	Pct	3FG	3FGA	Pct	FT	FTA	Pct	ORB	DRB	TOT	Avg	Asst	TO	Blk	Stl	Pts	Avg
2010-11	30	2	223	7.4	14	29	.483	0	0	.000	3	14	.214	21	39	60	2.0	1	17	22	4	31	1.0

2011-12 Liberty Men's Basketball  
 Liberty Combined Team Statistics (as of Nov 20, 2011)  
 All games

RECORD:	OVERALL	HOME	AWAY	NEUTRAL
ALL GAMES	2-4	1-3	1-1	0-0
CONFERENCE	0-0	0-0	0-0	0-0
NON-CONFERENCE	2-4	1-3	1-1	0-0

##	Player	gp-gs	min	avg	Total		3-Point		F-Throw		Rebounds				pf	dq	a	to	blk	stl	pts	avg	
					fg-fga	fg%	3fg-fga	3fg%	ft-fta	ft%	off	def	tot	avg									
14	MINAYA, David	6-6	185	30.8	33-76	.434	5-17	.294	14-17	.824	6	19	25	4.2	16	0	8	9	0	4	85	14.2	
33	SANDERS, John Caleb	6-5	166	27.7	29-66	.439	13-39	.333	6-9	.667	4	15	19	3.2	12	0	15	9	0	4	77	12.8	
25	SANDERS, Jesse	6-6	195	32.5	22-49	.449	2-8	.250	26-37	.703	20	27	47	7.8	16	0	46	16	0	9	72	12.0	
22	SPEAKS, Tavares	6-2	164	27.3	28-59	.475	0-3	.000	12-18	.667	3	10	13	2.2	16	0	2	4	1	10	68	11.3	
24	BURRUS, Antwan	6-6	169	28.2	26-44	.591	0-0	.000	9-12	.750	12	25	37	6.2	18	0	4	10	6	3	61	10.2	
21	VANDER POL, Joel	6-4	92	15.3	7-16	.438	0-0	.000	6-12	.500	6	10	16	2.7	13	0	0	9	1	2	20	3.3	
02	PHILLIPS, Chene	6-1	121	20.2	4-22	.182	0-6	.000	8-10	.800	3	22	25	4.2	10	0	14	8	0	6	16	2.7	
31	BAIRD, Stephen	4-0	27	6.8	4-12	.333	0-4	.000	2-4	.500	2	2	4	1.0	7	0	1	1	2	1	10	2.5	
15	LAYER, Ethan	6-0	25	4.2	3-6	.500	2-4	.500	0-0	.000	0	1	1	0.2	2	0	1	2	0	1	8	1.3	
23	GLIEDMAN, Hart	5-0	25	5.0	2-4	.500	0-0	.000	0-1	.000	0	2	2	0.4	1	0	0	2	0	0	4	0.8	
05	ASSINESI, Kelly	4-0	17	4.3	1-3	.333	1-2	.500	0-0	.000	0	0	0	0.0	2	0	2	1	0	0	3	0.8	
01	HOYT, Tanner	1-0	3	3.0	0-0	.000	0-0	.000	0-0	.000	0	1	1	1.0	1	0	0	0	0	0	0	0.0	
11	SMITH, Andrew	3-0	11	3.7	0-0	.000	0-0	.000	0-0	.000	0	0	0	0.0	1	0	1	0	0	0	0	0.0	
Team											13	6	19										
Total.....		6	1200		159-357	.445	23-83	.277	83-120	.692	69	140	209	34.8	115	0	94	72	10	40	424	70.7	
Opponents.....		6	1200		157-328	.479	41-109	.376	84-117	.718	46	148	194	32.3	103	-	87	80	19	39	439	73.2	

TEAM STATISTICS	LIBERTY	OPP	Date	Opponent	Score	Att.
SCORING	424	439	11-09-11	at Texas A&M	L 59-81	6118
Points per game	70.7	73.2	11-11-11	RANDOLPH COLLEGE	w 81-58	2331
Scoring margin	-2.5	-	11-14-11	at William & Mary	w 75-72	2209
FIELD GOALS-ATT	159-357	157-328	11-18-11	EASTERN KENTUCKY	L 65-73	1956
Field goal pct	.445	.479	11-19-11	LEHIGH	L 80-90	849
3 POINT FG-ATT	23-83	41-109	11-20-11	WILLIAM & MARY	L 64-65	658
3-point FG pct	.277	.376	* - Conference game			
3-pt FG made per game	3.8	6.8				
FREE THROWS-ATT	83-120	84-117				
Free throw pct	.692	.718				
F-Throws made per game	13.8	14.0				
REBOUNDS	209	194				
Rebounds per game	34.8	32.3				
Rebounding margin	+2.5	-				
ASSISTS	94	87				
Assists per game	15.7	14.5				
TURNOVERS	72	80				
Turnovers per game	12.0	13.3				
Turnover margin	+1.3	-				
Assist/turnover ratio	1.3	1.1				
STEALS	40	39				
Steals per game	6.7	6.5				
BLOCKS	10	19				
Blocks per game	1.7	3.2				
ATTENDANCE	5794	8327				
Home games-Avg/Game	4-1448	2-4164				
Neutral site-Avg/Game	-	0-0				

Score by Periods	1st	2nd	Totals
Liberty	182	242	424
Opponents	188	251	439

2011-12 Liberty Men's Basketball  
Liberty Team Game-by-Game Comparison (as of Nov 20, 2011)

Opponent	1st	2nd	Score	Mar	Total FG	FG Pct	3-Pointers	3FG Pct	Free Throws	FT Pct	Rebounds	Assist	T/Over	Block	Steal	Fouls
Texas A&M	14/37	45/44	59-81	(22)	21-63/34-52	.333/.654	5-21/1-7	.238/.143	12-15/12-22	.800/.545	29/39 (10)	16/21	10/13	0/4	4/4	21/17
RANDOLPH COLLEGE	44/23	37/35	81-58	+23	32-59/19-50	.542/.380	5-15/7-15	.333/.467	12-23/13-20	.522/.650	42/26 +16	19/8	17/20	5/2	10/8	21/17
William & Mary	35/28	40/44	75-72	+3	29-59/25-54	.492/.463	4-12/10-21	.333/.476	13-19/12-16	.684/.750	35/29 +6	16/11	12/16	0/4	8/6	16/18
EASTERN KENTUCKY	28/28	37/45	65-73	(8)	27-57/27-57	.474/.474	2-11/10-22	.182/.455	9-13/9-9	.692/1000	29/33 (4)	11/19	12/13	1/3	6/10	14/14
LEHIGH	35/43	45/47	80-90	(10)	28-65/31-58	.431/.534	4-12/6-17	.333/.353	20-27/22-27	.741/.815	36/31 +5	18/18	11/11	2/4	6/6	23/18
WILLIAM & MARY	26/29	38/36	64-65	(1)	22-54/21-57	.407/.368	3-12/7-27	.250/.259	17-23/16-23	.739/.696	38/36 +2	14/10	10/7	2/2	6/5	20/19

Note: Game totals are displayed in the format TEAM/OPPONENT for each category

2011-12 Liberty Men's Basketball  
Liberty Team High/Low Analysis (as of Nov 20, 2011)

Liberty - TEAM GAME HIGHS

POINTS	81		RANDOLPH COLLEGE (11-11-11)
	80		LEHIGH (11-19-11)
	75		at William & Mary (11-14-11)
	65		EASTERN KENTUCKY (11-18-11)
FIELD GOALS MADE	64		WILLIAM & MARY (11-20-11)
	32		RANDOLPH COLLEGE (11-11-11)
FIELD GOAL ATTEMPTS	29		at William & Mary (11-14-11)
	65		LEHIGH (11-19-11)
FIELD GOAL PERCENTAGE	63		at Texas A&M (11-09-11)
	.542	(32-59)	RANDOLPH COLLEGE (11-11-11)
3 PT FIELD GOALS MADE	.492	(29-59)	at William & Mary (11-14-11)
	5		RANDOLPH COLLEGE (11-11-11)
3 PT FG ATTEMPTS	5		at Texas A&M (11-09-11)
	21		at Texas A&M (11-09-11)
3 PT FG PERCENTAGE	15		RANDOLPH COLLEGE (11-11-11)
	.333	(5-15)	RANDOLPH COLLEGE (11-11-11)
	.333	(4-12)	LEHIGH (11-19-11)
FREE THROWS MADE	.333	(4-12)	at William & Mary (11-14-11)
	20		LEHIGH (11-19-11)
FREE THROW ATTEMPTS	17		WILLIAM & MARY (11-20-11)
	27		LEHIGH (11-19-11)
FREE THROW PERCENTAGE	23		WILLIAM & MARY (11-20-11)
	23		RANDOLPH COLLEGE (11-11-11)
	.800	(12-15)	at Texas A&M (11-09-11)
REBOUNDS	.741	(20-27)	LEHIGH (11-19-11)
ASSISTS	42		RANDOLPH COLLEGE (11-11-11)
	38		WILLIAM & MARY (11-20-11)
STEALS	19		RANDOLPH COLLEGE (11-11-11)
	18		LEHIGH (11-19-11)
BLOCKED SHOTS	10		RANDOLPH COLLEGE (11-11-11)
	8		at William & Mary (11-14-11)
TURNOVERS	5		RANDOLPH COLLEGE (11-11-11)
	2		WILLIAM & MARY (11-20-11)
	2		LEHIGH (11-19-11)
FOULS	17		RANDOLPH COLLEGE (11-11-11)
	12		EASTERN KENTUCKY (11-18-11)
	12		at William & Mary (11-14-11)
	23		LEHIGH (11-19-11)
	21		RANDOLPH COLLEGE (11-11-11)
	21		at Texas A&M (11-09-11)

2011-12 Liberty Men's Basketball  
Liberty High/Low Analysis (as of Nov 20, 2011)

Opponent - GAME HIGHS

POINTS	90		LEHIGH (11-19-11)
	81		at Texas A&M (11-09-11)
	73		EASTERN KENTUCKY (11-18-11)
	72		at William & Mary (11-14-11)
	65		WILLIAM & MARY (11-20-11)
FIELD GOALS MADE	34		at Texas A&M (11-09-11)
	31		LEHIGH (11-19-11)
FIELD GOAL ATTEMPTS	58		LEHIGH (11-19-11)
	57		WILLIAM & MARY (11-20-11)
	57		EASTERN KENTUCKY (11-18-11)
FIELD GOAL PERCENTAGE	.654	(34-52)	at Texas A&M (11-09-11)
	.534	(31-58)	LEHIGH (11-19-11)
3 PT FIELD GOALS MADE	10		EASTERN KENTUCKY (11-18-11)
	10		at William & Mary (11-14-11)
3 PT FG ATTEMPTS	27		WILLIAM & MARY (11-20-11)
	22		EASTERN KENTUCKY (11-18-11)
3 PT FG PERCENTAGE	.476	(10-21)	at William & Mary (11-14-11)
	.467	(7-15)	RANDOLPH COLLEGE (11-11-11)
FREE THROWS MADE	22		LEHIGH (11-19-11)
	16		WILLIAM & MARY (11-20-11)
FREE THROW ATTEMPTS	27		LEHIGH (11-19-11)
	23		WILLIAM & MARY (11-20-11)
FREE THROW PERCENTAGE	1.000	(9-9)	EASTERN KENTUCKY (11-18-11)
	.815	(22-27)	LEHIGH (11-19-11)
REBOUNDS	39		at Texas A&M (11-09-11)
	36		WILLIAM & MARY (11-20-11)
ASSISTS	21		at Texas A&M (11-09-11)
	19		EASTERN KENTUCKY (11-18-11)
STEALS	10		EASTERN KENTUCKY (11-18-11)
	8		RANDOLPH COLLEGE (11-11-11)
BLOCKED SHOTS	4		LEHIGH (11-19-11)
	4		at William & Mary (11-14-11)
	4		at Texas A&M (11-09-11)
TURNOVERS	20		RANDOLPH COLLEGE (11-11-11)
	16		at William & Mary (11-14-11)
FOULS	19		WILLIAM & MARY (11-20-11)
	18		LEHIGH (11-19-11)
	18		at William & Mary (11-14-11)



2011-12 Liberty Men's Basketball  
Liberty High/Low Analysis (as of Nov 20, 2011)

Liberty - GAME LOWS

POINTS	59		at Texas A&M (11-09-11)
	64		WILLIAM & MARY (11-20-11)
	65		EASTERN KENTUCKY (11-18-11)
	75		at William & Mary (11-14-11)
	80		LEHIGH (11-19-11)
FIELD GOALS MADE	21		at Texas A&M (11-09-11)
	22		WILLIAM & MARY (11-20-11)
FIELD GOAL ATTEMPTS	54		WILLIAM & MARY (11-20-11)
	57		EASTERN KENTUCKY (11-18-11)
FIELD GOAL PERCENTAGE	.333	(21-63)	at Texas A&M (11-09-11)
	.407	(22-54)	WILLIAM & MARY (11-20-11)
3 PT FIELD GOALS MADE	2		EASTERN KENTUCKY (11-18-11)
	3		WILLIAM & MARY (11-20-11)
3 PT FG ATTEMPTS	11		EASTERN KENTUCKY (11-18-11)
	12		at William & Mary (11-14-11)
	12		LEHIGH (11-19-11)
	12		WILLIAM & MARY (11-20-11)
3 PT FG PERCENTAGE	.182	(2-11)	EASTERN KENTUCKY (11-18-11)
	.238	(5-21)	at Texas A&M (11-09-11)
FREE THROWS MADE	9		EASTERN KENTUCKY (11-18-11)
	12		at Texas A&M (11-09-11)
	12		RANDOLPH COLLEGE (11-11-11)
FREE THROW ATTEMPTS	13		EASTERN KENTUCKY (11-18-11)
	15		at Texas A&M (11-09-11)
FREE THROW PERCENTAGE	.522	(12-23)	RANDOLPH COLLEGE (11-11-11)
	.684	(13-19)	at William & Mary (11-14-11)
REBOUNDS	29		at Texas A&M (11-09-11)
	29		EASTERN KENTUCKY (11-18-11)
ASSISTS	11		EASTERN KENTUCKY (11-18-11)
	14		WILLIAM & MARY (11-20-11)
STEALS	4		at Texas A&M (11-09-11)
	6		EASTERN KENTUCKY (11-18-11)
	6		LEHIGH (11-19-11)
	6		WILLIAM & MARY (11-20-11)
BLOCKED SHOTS	0		at Texas A&M (11-09-11)
	0		at William & Mary (11-14-11)
TURNOVERS	10		at Texas A&M (11-09-11)
	10		WILLIAM & MARY (11-20-11)
FOULS	14		EASTERN KENTUCKY (11-18-11)
	16		at William & Mary (11-14-11)

2011-12 Liberty Men's Basketball  
Liberty High/Low Analysis (as of Nov 20, 2011)

Opponent - GAME LOWS

POINTS	58		RANDOLPH COLLEGE (11-11-11)
	65		WILLIAM & MARY (11-20-11)
	72		at William & Mary (11-14-11)
	73		EASTERN KENTUCKY (11-18-11)
	81		at Texas A&M (11-09-11)
FIELD GOALS MADE	19		RANDOLPH COLLEGE (11-11-11)
	21		WILLIAM & MARY (11-20-11)
FIELD GOAL ATTEMPTS	50		RANDOLPH COLLEGE (11-11-11)
	52		at Texas A&M (11-09-11)
FIELD GOAL PERCENTAGE	.368	(21-57)	WILLIAM & MARY (11-20-11)
	.380	(19-50)	RANDOLPH COLLEGE (11-11-11)
3 PT FIELD GOALS MADE	1		at Texas A&M (11-09-11)
	6		LEHIGH (11-19-11)
3 PT FG ATTEMPTS	7		at Texas A&M (11-09-11)
	15		RANDOLPH COLLEGE (11-11-11)
3 PT FG PERCENTAGE	.143	(1-7)	at Texas A&M (11-09-11)
	.259	(7-27)	WILLIAM & MARY (11-20-11)
FREE THROWS MADE	9		EASTERN KENTUCKY (11-18-11)
	12		at Texas A&M (11-09-11)
	12		at William & Mary (11-14-11)
FREE THROW ATTEMPTS	9		EASTERN KENTUCKY (11-18-11)
	16		at William & Mary (11-14-11)
FREE THROW PERCENTAGE	.545	(12-22)	at Texas A&M (11-09-11)
	.650	(13-20)	RANDOLPH COLLEGE (11-11-11)
REBOUNDS	26		RANDOLPH COLLEGE (11-11-11)
	29		at William & Mary (11-14-11)
ASSISTS	8		RANDOLPH COLLEGE (11-11-11)
	10		WILLIAM & MARY (11-20-11)
STEALS	4		at Texas A&M (11-09-11)
	5		WILLIAM & MARY (11-20-11)
BLOCKED SHOTS	2		RANDOLPH COLLEGE (11-11-11)
	2		WILLIAM & MARY (11-20-11)
TURNOVERS	7		WILLIAM & MARY (11-20-11)
	11		LEHIGH (11-19-11)
FOULS	14		EASTERN KENTUCKY (11-18-11)
	17		at Texas A&M (11-09-11)
	17		RANDOLPH COLLEGE (11-11-11)

2011-12 Liberty Men's Basketball  
Liberty Player High/Low Analysis (as of Nov 20, 2011)

Liberty - I N D I V I D U A L G A M E H I G H S

Points	20		MINAYA, David at William & Mary (11-14-11)
	19		MINAYA, David vs Eastern Kentucky (11-18-11)
	19		SANDERS, Jesse vs Eastern Kentucky (11-18-11)
	18		SANDERS, John Caleb vs Lehigh (11-19-11)
	18		SPEAKS, Tavares vs Randolph College (11-11-11)
	18		SANDERS, John Caleb at Texas A&M (11-09-11)
Field Goals Made	8		SANDERS, John Caleb vs Lehigh (11-19-11)
	8		MINAYA, David vs Eastern Kentucky (11-18-11)
Field Goal Att.	16		MINAYA, David vs Lehigh (11-19-11)
	15		SANDERS, John Caleb at Texas A&M (11-09-11)
FG Pct (min 5 made)	1.000	(5-5)	BURRUS, Antwan vs Randolph College (11-11-11)
	.778	(7-9)	SPEAKS, Tavares vs Randolph College (11-11-11)
3-Point FG Made	4		SANDERS, John Caleb vs Randolph College (11-11-11)
	3		SANDERS, John Caleb at Texas A&M (11-09-11)
3-Point FG Att.	10		SANDERS, John Caleb at Texas A&M (11-09-11)
	8		SANDERS, John Caleb at William & Mary (11-14-11)
3-Pt FG Pct (min 2 made)	.667	(4-6)	SANDERS, John Caleb vs Randolph College (11-11-11)
	.500	(2-4)	MINAYA, David vs Eastern Kentucky (11-18-11)
Free Throws Made	6		SANDERS, Jesse vs William & Mary (11-20-11)
	6		SANDERS, Jesse vs Lehigh (11-19-11)
Free Throw Att.	8		SANDERS, Jesse vs William & Mary (11-20-11)
	8		SPEAKS, Tavares vs Lehigh (11-19-11)
FT Pct (min 3 made)	1.000	(6-6)	SANDERS, Jesse vs Lehigh (11-19-11)
	1.000	(3-3)	SANDERS, John Caleb at Texas A&M (11-09-11)
Rebounds	12		SANDERS, Jesse vs William & Mary (11-20-11)
	11		BURRUS, Antwan vs Lehigh (11-19-11)
Assists	10		SANDERS, Jesse vs Lehigh (11-19-11)
	9		SANDERS, Jesse at Texas A&M (11-09-11)
Steals	3		SPEAKS, Tavares vs Lehigh (11-19-11)
	3		SANDERS, Jesse vs Eastern Kentucky (11-18-11)
	3		SANDERS, John Caleb vs Randolph College (11-11-11)
Blocked Shots	2		BURRUS, Antwan vs William & Mary (11-20-11)
	2		BURRUS, Antwan vs Randolph College (11-11-11)
Turnovers	5		BURRUS, Antwan vs Eastern Kentucky (11-18-11)
	4		SANDERS, John Caleb vs Lehigh (11-19-11)
	4		SANDERS, Jesse vs Randolph College (11-11-11)
	4		SANDERS, Jesse at Texas A&M (11-09-11)
Fouls	4		MINAYA, David vs William & Mary (11-20-11)
	4		SPEAKS, Tavares vs Lehigh (11-19-11)
	4		BURRUS, Antwan vs Lehigh (11-19-11)
	4		SANDERS, Jesse vs Lehigh (11-19-11)
	4		MINAYA, David at William & Mary (11-14-11)
	4		BURRUS, Antwan at Texas A&M (11-09-11)
	4		VANDER POL, Joel at Texas A&M (11-09-11)

2011-12 Liberty Men's Basketball  
Liberty Opponent High/Low Analysis (as of Nov 20, 2011)

OPPONENT INDIVIDUAL GAME HIGHS

Points	32		McCollum, C.J. vs Lehigh (11-19-11)
	23		Hamilton, Jordan vs Lehigh (11-19-11)
	20		Turner, Ray at Texas A&M (11-09-11)
	19		Thornton, Marcus at William & Mary (11-14-11)
	18		McDowell, Quinn vs William & Mary (11-20-11)
Field Goals Made	10		McCollum, C.J. vs Lehigh (11-19-11)
	9		Turner, Ray at Texas A&M (11-09-11)
Field Goal Att.	16		Thornton, Marcus vs William & Mary (11-20-11)
	16		McCollum, C.J. vs Lehigh (11-19-11)
FG Pct (min 5 made)	.818	(9-11)	Turner, Ray at Texas A&M (11-09-11)
	.800	(8-10)	Hamilton, Jordan vs Lehigh (11-19-11)
3-Point FG Made	4		Rum, Matt at William & Mary (11-14-11)
	3		McDowell, Quinn vs William & Mary (11-20-11)
	3		McCollum, C.J. vs Lehigh (11-19-11)
	3		JONES, Joshua vs Eastern Kentucky (11-18-11)
	3		Thornton, Marcus at William & Mary (11-14-11)
3-Point FG Att.	7		McDowell, Quinn vs William & Mary (11-20-11)
	5		Thornton, Marcus vs William & Mary (11-20-11)
	5		Britt, Brandon vs William & Mary (11-20-11)
	5		McCollum, C.J. vs Lehigh (11-19-11)
	5		JONES, Joshua vs Eastern Kentucky (11-18-11)
	5		Thornton, Marcus at William & Mary (11-14-11)
	5		BATTAGLIA, Chris vs Randolph College (11-11-11)
3-Pt FG Pct (min 2 made)	1.000	(4-4)	Rum, Matt at William & Mary (11-14-11)
	1.000	(2-2)	KNIPP, Timmy vs Eastern Kentucky (11-18-11)
	1.000	(2-2)	Brown, Kendrix at William & Mary (11-14-11)
Free Throws Made	9		McCollum, C.J. vs Lehigh (11-19-11)
	8		McDowell, Quinn at William & Mary (11-14-11)
Free Throw Att.	9		McCollum, C.J. vs Lehigh (11-19-11)
	9		McDowell, Quinn at William & Mary (11-14-11)
FT Pct (min 3 made)	1.000	(9-9)	McCollum, C.J. vs Lehigh (11-19-11)
	1.000	(5-5)	DESGAIN, Zach vs Randolph College (11-11-11)
	1.000	(4-4)	Turner, Elston at Texas A&M (11-09-11)
	1.000	(3-3)	DiNUNNO, Mike vs Eastern Kentucky (11-18-11)
Rebounds	8		McDowell, Quinn vs William & Mary (11-20-11)
	8		JOHNSON, Jeff vs Eastern Kentucky (11-18-11)
Assists	6		Branch, Jamal at Texas A&M (11-09-11)
	5		McKnight, Mackey vs Lehigh (11-19-11)
	5		JOHNSON, Jeff vs Eastern Kentucky (11-18-11)
Steals	3		Brown, Kendrix vs William & Mary (11-20-11)
	3		Hamilton, Jordan vs Lehigh (11-19-11)
	3		RIGGS, D'Mitri vs Eastern Kentucky (11-18-11)
Blocked Shots	2		Knutson, Gabe vs Lehigh (11-19-11)
	2		Pavloff, Andrew at William & Mary (11-14-11)
	2		Roberson, Kourtney at Texas A&M (11-09-11)
Turnovers	6		Britt, Brandon at William & Mary (11-14-11)
	6		EHILEGBU, Mike vs Randolph College (11-11-11)
Fouls	5		Schalk, Tom vs William & Mary (11-20-11)
	4		JOHNSON, Jeff vs Eastern Kentucky (11-18-11)
	4		Brown, Kendrix at William & Mary (11-14-11)
	4		Pavloff, Andrew at William & Mary (11-14-11)
	4		WOODS-MORROW, Derrick vs Randolph College (11-11-11)
	4		EHILEGBU, Mike vs Randolph College (11-11-11)

