

**2011-12 Liberty  
Men's Basketball  
Quick Facts**

**General Information**

Name of School..... Liberty University  
City/Zip ..... Lynchburg, Va. 24502  
Founded ..... 1971  
Enrollment ..... 11,928  
Nickname..... Flames  
School Colors ..... Red, White & Blue  
Home Arena..... Vines Center  
Capacity..... 8,085  
Affiliation..... NCAA Division I  
Conference..... Big South  
Founder ..... Dr. Jerry Falwell  
Chancellor ..... Jerry Falwell, Jr.  
Director of Athletics..... Jeff Barber  
Athletics Dept. Phone..... (434) 582-2100

**Men's Basketball Information**

Head Coach..... Dale Layer  
Alma Mater ..... Eckerd, '80  
Record at School ..... 35-30 (Third Year)  
Career Record..... 305-223 (19th Year)  
Assistant Coaches  
...Jason Eaker (Texas-Pan American, '04)  
.....Matt Olinger (Liberty, '08)  
.... Brian Joyce (Oklahoma Christian, '95)  
Certified Athletic Trainer  
..... Aaron Schreiner (Taylor, '02)

**History**

First Season of Basketball..... 1972-73  
All-Time Record ..... 559-585  
NCAA Tournament Appearances..... 2  
Last NCAA Appearance..... 2004  
Opponent..... St. Joseph's  
Result ..... L/82-63 (First Round)  
Final/Highest Ranking ..... N/A  
Final 2010-11 Record..... 19-13  
Conference Record/Finish..... 13-5/2nd  
Starters Returning/Lost..... 4/1  
Letterwinners Returning/Lost..... 6/1  
Newcomers..... 6

**Athletics Communications Info.**

Asst. AD - Communications  
..... Todd Wetmore  
SID Office Phone..... (434) 582-2292  
Cell Phone ..... (434) 841-8974  
Email Address..... twetmore@liberty.edu  
Assoc. Director ..... Ryan Bomberger  
Cell Phone ..... (434) 221-5576  
Email Address... rbomberger@liberty.edu  
Asst. Director ..... Paul Carmany  
Cell Phone ..... (434) 221-5575  
Email Address.... pjcarmany@liberty.edu  
Asst. Director ..... Eric Brown  
Cell Phone ..... (434) 221-8817  
Email Address..... eqbrown@liberty.edu  
Asst. Director ..... Joe Carmany  
Cell Phone..... (434) 534-4325  
Email Address.... jacarmany@liberty.edu  
MBB Contact ..... Eric Brown  
Ath. Comm. Fax..... (434) 582-2076  
Website..... LibertyFlames.com

**Media Information**

**Radio**

Station ..... WRVL (88.3 FM)  
Play-By-Play..... Alan York

**Game No. 3 - Nov. 14, 2011**

**Liberty FLAMES  
(1-1, 0-0 Big South)**



at



**William & Mary TRIBE  
(0-2, 0-0 CAA)**

**Williamsburg, Va. - Kaplan Arena - 7 p.m.**

**The Game**

Liberty heads to Williamsburg, Va., on Monday to take on Colonial Athletic Association (CAA) member William & Mary. Dale Layer's squad looks to build upon its winning record over the Tribe, as the Flames currently hold a 3-1 advantage in the all-time series. Tipoff is slated for 7 p.m.

The Flames also hope to perform much better than their previous meeting versus William & Mary in Kaplan Arena, when they fell to the Tribe, 91-64, on Nov. 23, 2003.

The contest marks the first of two meetings against William & Mary, this season. Liberty will host the Tribe in the Vines Center this Sunday in the final matchup of the 2K Sports Classic benefiting Coaches vs. Cancer.

**Recent Results**

The Liberty men's basketball team did not disappoint in its 2011-12 home opener, defeating Randolph College, Friday night, 81-58.

With the win, the Flames move to 1-1 on the season. Liberty is now 31-9 all-time in home openers and 18-4 when playing its first contest of the season in the Vines Center.

Tavares Speaks led the Flames with a game-high 18 points in his Vines Center debut, followed by John Caleb Sanders, who finished with 17.

No. 19 Texas A&M proved why it is nationally ranked, last Wednesday night, defeating Liberty inside Reed Arena, 81-59. The contest was part of the regional round in the 2K Sports Classic benefiting Coaches vs. Cancer.

The Aggies were led by Ray Turner, who finished the contest with 20 points and six rebounds. John Caleb Sanders paced the Flames with a career-high 18 points.

**Watch and Listen to the Flames**

There will be a Flames Sports Network radio broadcast (flagship WRVL 88.3 FM) for both contests this week, with Alan York providing the play-by-play. In addition to the radio broadcast, an Internet audio broadcast on LibertyFlames.com will be available.

Monday's contest will be video streamed live on TribeAthletics.com. Viewers must pay a nominal fee.

**Liberty's Probable Starters**

No.	Name	Pos.	Ht.	Wt.	Yr.	PPG	RPG	Other Stats
25	Jesse Sanders	G	6-3	200	Sr.	9.5	6.5	8.5 apg
33	John Caleb Sanders	G	6-0	180	So.	17.5	3.0	43.8 3FG%
14	David Minaya	G	6-6	205	R-Sr.	9.0	3.0	75.0 FT%
24	Antwan Burrus	F	6-6	220	Jr.	10.0	3.5	40 blocks
21	Joel Vander Pol	C	6-10	230	R-So.	1.0	3.2	21 blocks

**Reserves**

1	Tanner Hoyt	G	6-6	185	Sr.	0.0	1.0	--
2	Chene Phillips	G	6-2	170	So.	2.5	6.0	75.0 FT%
5	Kelly Assinesi	G	6-0	170	Fr.	1.5	--	--
11	Andrew Smith	F	6-9	220	Fr.	0.0	0.0	--
15	Ethan Layer	G	6-1	160	Fr.	2.5	0.0	--
22	Tavares Speaks	G	6-4	185	Jr.	12.0	2.0	58.8 FG%
23	Hart Gliedman	F	6-5	210	R-Fr.	2.0	0.5	--
31	Stephen Baird	F	6-8	220	R-Fr.	2.5	1.0	--

## 2011-12 Liberty Men's Basketball Schedule/Results

**Overall: 1-1**  
**Big South: 0-0**

11/9 at No. 19 Texas A&M (2K Sports) L/59-81  
11/11 **RANDOLPH COLLEGE** W/81-58  
11/14 at William & Mary 7 p.m.

### 2K Sports Classic (Lynchburg Subregional)

11/18 **EASTERN KENTUCKY**^# 7 p.m.  
11/19 **LEHIGH**# 7 p.m.  
11/20 **WILLIAM & MARY**^# 5 p.m.

11/26 at Georgia State 7:30 p.m.  
12/1 at Campbell \*# 7 p.m.  
12/3 at Coastal Carolina\*# 2 p.m.  
12/6 **UNC WILMINGTON**^# 7 p.m.  
12/10 **VIRGINIA INTERMONT**^# 7 p.m.  
12/17 **HAMPTON**^# 7 p.m.  
12/20 **MONTREAT**# 7 p.m.  
12/28 at Richmond 7 p.m.  
12/31 **CHARLESTON SOUTHERN** \* 2 p.m.  
1/2 **PRESBYTERIAN COLLEGE** \*\*# 7 p.m.  
1/7 at UNC Asheville \*# 4:30 p.m.  
1/10 at VMI \*\*# 7 p.m.  
1/12 **RADFORD** \*\*# 7 p.m.  
1/14 **WINTHROP** \*\*# 7 p.m.  
1/21 at High Point \*# 7 p.m.  
1/26 at Winthrop \*# 7 p.m.  
1/28 at Radford \*\*# 4 p.m.  
2/2 **GARDNER-WEBB** \*\*# 7 p.m.  
2/4 **UNC ASHEVILLE** \*\*# 7 p.m.  
2/9 at Charleston Southern \*# 7:30 p.m.  
2/11 at Presbyterian College \*# 7 p.m.  
2/14 **VMI**^# 7 p.m.  
2/18 at ESPNU BracketBusters TBA  
2/23 **COASTAL CAROLINA** \*\*# 7 p.m.  
2/25 **CAMPBELL**^\*# 7 p.m.

### Big South MBB Championship

2/27 First Round (Higher Seeds) 7 p.m.  
2/29 Quarterfinals (Season Champ) 12-8 p.m.  
3/1 Semifinals (Season Champ)! 6/8 p.m.  
3/3 Finals (Higher Seed)\$ 4 p.m.

### Home Games in BOLD CAPS

\* - Big South Conference Game

All times are Eastern Standard Time

^ - Broadcast on Flames Sports Network

# - Broadcast on Big South Network

& - Broadcast on MASN

! - Broadcast on ESPNU

\$ - Broadcast on ESPN 2



## Head Coach Dale Layer



**Record at Liberty: 35-30 (Third Year)**  
**Career Record: 305-223 (19th Year)**

**2010-11 Big South Coach of the Year**

**Mountain West Conference Championship: 2003**

**1 NCAA Division I Tournament Appearance: 2003**

**2 NCAA Division II Tournament Appearances: 1996 (Sweet 16), 1998**

Liberty head men's basketball coach Dale Layer became the program's eighth head coach on April 8, 2009, returning to Liberty Mountain after previously serving as an assistant coach for the Flames during the 2007-08 season.

Layer and the Flames are coming off a solid season, finishing the 2010-11 campaign with a 19-13 record and a 13-5 posting in the Big South Conference. Liberty's win total among conference opponents set a new standard for most Big South wins in a single season, surpassing the previous mark of 12.

Tabbed during the preseason to finish sixth in the Big South, the Flames proved to be the surprise of the season, clinching second place in the conference standings. The Flames record-setting run in conference play allowed Layer to become the first coach in program history to earn Big South Coach of the Year honors. The skipper was not the only member of the program to take home conference accolades this season, as Layer's pupil, junior point guard Jesse Sanders was voted Big South Player of the Year.

Layer is currently in his third head coaching stint and first since leaving Colorado State in 2007. Layer, 52, came to Liberty following a successful run as an assistant coach at BIG EAST member and nationally ranked Marquette in the 2008-09 season, where he worked with the guards. Layer helped the Eagles to a 25-10 record and a second round appearance in the NCAA Tournament despite lacking the full-time services of All-American Dominic James, who was injured near the end of the season.

Layer first served as an assistant at Liberty during the 2007-08 season, helping the Flames to their best regular-season finish since winning the 2004 Big South Championship.

Layer has also demonstrated the ability to develop a player's talent, including former Colorado State center Jason Smith. The seven-footer scored over 1,500 points for Layer's Rams during his three seasons with the program, before entering the NBA Draft following his junior campaign. Due to his development under Layer's tutelage, Smith was chosen with the 20th selection of the NBA Draft's first round by the Miami Heat in 2007.

His rights were later traded to the Philadelphia 76ers. When Smith graduated from high school, he was ranked as the 276th best player in his class and in three seasons under Layer, he developed into the 20th selection in the NBA Draft. In addition, several of Layer's recruiting classes at Colorado State were ranked among the top 40 nationally by various recruiting publications.

Layer has a career 305-223 record (18 years) as a head coach, including nine seasons at the helm of Queens in Charlotte, N.C. He also served as the athletics director while at the school and started the basketball program in 1989 from scratch at the formerly all women's institution. Layer's student-athletes have excelled in the classroom, too. In Layer's 18 seasons as a head coach, he has accompanied 46 seniors to be honored on senior night, and all 46 earned a college degree, a 100 percent graduation rate of all players who finish their eligibility.

After graduating from Eckerd in St. Petersburg, Fla., in 1980, Layer started his coaching career as an assistant under Jim Harley, his former coach. Before moving on to Queens, Layer spent seven of the next eight years at Eckerd except for the 1982-83 season, when he was an assistant at Eastern Kentucky.

Layer made the jump to Division I in 1998 when Ritchie McKay took the head coaching job at Colorado State and named him to his staff. During McKay's two seasons with the Rams, Layer helped lead Colorado State to the NIT Tournament in 1999, where they beat Mississippi State and Colorado, before falling to eventual champion, California.

While with the Rams, Layer had a 103-106 record, including a 17-13 mark in 2007. In 2003, Layer led Colorado State to the Mountain West Conference Championship and its first NCAA Tournament bid in 13 years, falling to Duke in the first round.

Among Layer's accomplishments, he also holds a place in two collegiate Hall of Fames. On May 12, 2011, he was inducted into the Eckerd Hall of Fame, where he still holds the basketball program's single-season assist record. Layer is also a member of the Queens University Hall of Fame, receiving the nod at the conclusion of the 2009-10 season.

**Top 50 Scorers  
in Liberty History**

1. Karl Hess	2,373
2. Larry Blair	2,211
3. Bailey Alston	2,115
4. Mark Chafin	1,947
5. Steve Isaacs	1,777
6. Anthony Smith	1,754
7. Peter Aluma	1,715
8. Ed Vickers	1,658
9. Willard Deshazor	1,569
10. Larry Jackson	1,539
11. Matt Hildebrand	1,515
12. George Sweet	1,422
13. Chris Caldwell	1,391
14. Julius Nwosu	1,248
15. Greg McCauley	1,228
16. Eric Gordon	1,154
17. Kyle Ohman	1,141
18. Cliff Webber	1,100
19. Mike Coleman	1,065
20. Mike Goad	1,013
21. Mike Minett	1,001
22. Alex McLean	954
23. Gabe Martin	890
<b>24. Jesse Sanders</b>	<b>855</b>
25. Mark Reed	842
26. Brad Hamersley	831
27. Evan Gordon	820
28. David Dees	794
29. Jason Dixon	761
30. Charles Richardson	755
31. Ed Gomes	751
32. Delawn Grandison	713
33. Seth Curry	707
34. Rodney Harrison	689
35. Nathan Day	683
36. Jason Sarchet	658
37. Kenny Gunn	651
38. Erik Sorensen	623
39. Tim Scarborough	616
40. Barry Taylor	610
41. Vincent Okotie	588
42. Chris Toomer	583
43. Mark Swift	582
44. Mickey Baker	582
45. Keith Ferguson	576
46. Marcus White	567
47. Dave Denny	548
48. Jody Chapman	543
49. Ryan Mantlo	520
50. Jim Pearce	505

**Other Current Players:**

David Minaya	449
Antwan Burrus	429



**Series History**

**Series Record:** Liberty leads, 3-1.  
**Current Streak:** Liberty has won two in a row and three of the last four meetings.  
**Series Record at William & Mary:** William & Mary leads, 1-0.  
**Last Meeting:** Liberty 71, William & Mary 62 (Dec. 18, 2010 at Liberty)  
**Last Meeting at William & Mary:** William & Mary 91, Liberty 64 (Nov. 23, 2003)  
**William & Mary's Last Victory:** William & Mary 91, Liberty 64 (Nov. 23, 2003)

**Coaching Matchup**

**Liberty Head Coach:** Dale Layer  
**Overall Record (Seasons):** 305-223 (19th Season)  
**Record at Liberty (Seasons):** 35-30  
**Record vs. William & Mary:** 1-0

**William & Mary Head Coach:** Tony Shaver  
**Overall Record (Seasons):** 455-267 (26th Season)  
**Record at William & Mary (Seasons):** 97-148 (Ninth Season)  
**Record vs. Liberty:** 1-2

**Notes and Anecdotes**

- Liberty will play William & Mary twice within a week. William & Mary will visit the Vines Center on Sunday in the final matchup of the 2K Sports Classic benefiting Coaches vs. Cancer Lynchburg Subregional.
- Liberty has played only one of its four meetings against the Tribe at Kaplan Arena. In the previous matchup inside the facility, William & Mary walked away with a 91-64 victory.
- Jesse Sanders is the only Liberty player to play in the Flames' 80-74 double overtime win over the Tribe on Nov. 29, 2008. Sanders finished the contest with 11 points and eight rebounds. Quinn McDowell and Kendrix Brown were the two players from the Tribe in the contest. McDowell chipped in 11 points for William & Mary. Brown finished with one point and four rebounds.
- William & Mary is the only current CAA member to hold a losing record (1-3) against Liberty.

LU.....	Statistical Comparison .....	W&M
1-1 .....	Record .....	0-2
43.4.....	Field Goal Percentage .....	43.0
52.0.....	Opponent Field Goal Percentage.....	45.5
27.8.....	Three-Point Field Goal Percentage .....	34.0
5.0.....	Three-Pointers Made Per Game .....	8.5
63.2.....	Free Throw Percentage .....	74.1
35.5.....	Rebound Average.....	32.5
32.5.....	Opponent Rebound Average .....	35.5
+3.0 .....	Rebound Differential.....	-3.0
70.0.....	Points Per Game .....	58.5
69.5.....	Points Allowed Per Game.....	73.5
+ 0.5 .....	Point Differential.....	-15.0

LU.....	2011-12 Statistical Leaders .....	W&M
John Caleb Sanders (17.5 ppg).....	Points .....	Quinn McDowell (19.0 ppg)
Jesse Sanders (6.5 rpg) .....	Rebounds .....	Quinn McDowell (7.0 rpg)
Jesse Sanders (8.5 apg) .....	Assists.....	Kendrix Brown/Matt Rum (2.5 apg)
Antwan Burrus (1.0 bpg).....	Blocks .....	Quinn McDowell (0.5 bpg)
John Caleb Sanders (1.5 spg).....	Steals .....	Brandon Britt (1.0 spg)
John Caleb Sanders (12).....	Field Goal Made .....	Quinn McDowell (12)
John Caleb Sanders (7).....	3-Point Field Goal Made.....	Julian Boatner (7)
John Caleb Sanders/Tavares Speaks (4).....	Free Throw Made .....	Quinn McDowell (8)

# Big South Conference Update

## Overall Standings

	W	L	Pct.
Coastal Carolina	2	0	1.000
Radford	2	0	1.000
Campbell	1	0	1.000
High Point	1	0	1.000
<b>Liberty</b>	1	1	.500
Presbyterian	1	1	.500
VMI	1	1	.500
Gardner-Webb	0	1	.000
Charleston So.	0	1	.000
UNC Asheville	0	1	.000
Winthrop	0	1	.000

## Conference Standings

	W	L	Pct.
Campbell	0	0	.000
Charleston So.	0	0	.000
Coastal Carolina	0	0	.000
Gardner-Webb	0	0	.000
High Point	0	0	.000
<b>Liberty</b>	0	0	.000
Presbyterian	0	0	.000
Radford	0	0	.000
UNC Asheville	0	0	.000
VMI	0	0	.000
Winthrop	0	0	.000

## Upcoming Schedule

### Monday, Nov. 14

East Carolina at Campbell,	7 p.m.
High Point at Purdue,	7 p.m.
Liberty at William & Mary,	7 p.m.
Eastern Kentucky at Presbyterian,	7 p.m.
Radford at Penn State	TBA

### Tuesday, Nov. 15

LSU at Coastal Carolina,	7 p.m.
Alice Lloyd College at VMI,	7 p.m.
Winthrop at Virginia,	7 p.m.
Bluefield at Charleston So.,	7:30 p.m.

### Wednesday, Nov. 16

Lees-McRae at Gardner-Webb,	7 p.m.
Mars Hill at UNC Asheville,	7 p.m.
Central Penn at Radford,	7:30 p.m.

### Thursday, Nov. 17

North Carolina A&T at Campbell,	7 p.m.
W. Carolina at Presbyterian,	7:30 p.m.

### Friday, Nov. 18

Spalding at Coastal Carolina,	7 p.m.
High Point at UCF,	7 p.m.
Eastern Kentucky at Liberty ,	7 p.m.
Winthrop vs. Marquette,	TBA

### Saturday, Nov. 19

Gardner-Webb at S.C. State,	7 p.m.
UMBC at VMI,	7 p.m.
Milligan at Charleston So.,	7:30 p.m.
Lehigh at Liberty,	7 p.m.
Radford vs. Long Island,	8 p.m.
Presbyterian at Cincinnati,	TBA
Winthrop vs. Mississippi/Drake,	TBA

### Sunday, Nov. 20

William & Mary at Liberty,	5 p.m.
Radford vs. Vermont/Marist,	5:30/7:30 p.m.



## Last time Liberty faced William & Mary ...

Liberty 71, William & Mary 62

Dec. 18, 2010, Lynchburg, Virginia (Vines Center)

-- Liberty's win increased its advantage in the all-time series against the Tribe to 3-1.

-- After William & Mary went 7-of-14 from behind the three-point arc in the first half, the Liberty defense stifled the Tribe in the second, allowing just one threepointer on 12 attempts.

-- Hitting just 2-of-4 free throws in the opening stanza, the Flames capitalized from the charity stripe in the second half, connecting on 20-of-24 shots.

## Official Basketball Box Score -- Game Totals -- Final Statistics

### William & Mary vs Liberty

12-18-10 7 p.m. at Lynchburg, Va. (Vines Center)

William & Mary 62 • 4-6, 0-1 CAA

##	Player	Total	3-Ptr			Rebounds			PF	TP	A	TO	Blk	Stl	Min
			FG-FGA	FG-FGA	FT-FTA	Off	Def	Tot							
20	McDowell, Quinn	f	5-10	3-3	2-2	1	6	7	1	15	2	2	0	0	36
23	Gaillard, Kyle	f	3-5	1-1	0-0	2	0	2	3	7	3	2	0	0	28
45	Kitts, Marcus	f	1-3	0-0	3-6	2	1	3	5	5	1	3	0	0	15
04	Brown, Kendrix	g	3-6	1-3	0-0	1	1	2	2	7	2	2	0	1	30
01	Rum, Matt	g	5-10	2-5	3-4	0	5	5	3	15	2	4	0	0	25
02	Boatner, Julian		0-5	0-4	0-0	0	1	1	0	0	2	0	0	0	12
12	Britt, Brandon		3-9	0-5	0-3	2	1	3	5	6	1	0	1	0	12
22	Rusthoven, Tim		2-4	0-0	0-0	1	4	5	1	4	1	1	0	0	20
24	Heldring, Fred		0-0	0-0	0-0	0	1	1	1	0	0	0	0	0	7
33	Ludwick, JohnMark		1-5	1-5	0-0	1	1	2	3	3	0	1	0	0	15
	Team					3	2	5							
	Totals		23-57	8-26	8-15	13	23	36	24	62	14	15	1	1	200

FG % 1st Half:	12-29	41.4%	2nd half:	11-28	39.3%	Game:	23-57	40.4%
3FG % 1st Half:	7-14	50.0%	2nd half:	1-12	8.3%	Game:	8-26	30.8%
FT % 1st Half:	2-3	66.7%	2nd half:	6-12	50.0%	Game:	8-15	53.3%

Deadball  
Rebounds  
3

Liberty 71 • 7-5, 2-0 BSC

##	Player	Total	3-Ptr			Rebounds			PF	TP	A	TO	Blk	Stl	Min
			FG-FGA	FG-FGA	FT-FTA	Off	Def	Tot							
21	VANDER POL, Joel	f	4-4	0-0	1-2	1	2	3	4	9	0	0	0	1	21
10	GORDON, Evan	g	4-12	3-8	8-10	1	3	4	0	19	2	2	0	1	36
14	MINAYA, David	g	4-8	0-1	2-4	0	1	1	2	10	0	0	0	0	17
20	BROWN, John	g	5-11	0-0	4-6	2	10	12	1	14	2	2	0	4	33
25	SANDERS, Jesse	g	1-3	0-0	7-8	1	2	3	5	9	7	1	0	1	30
02	PHILLIPS, Chene		1-3	0-0	2-2	0	0	0	2	4	1	0	0	1	13
12	ANDERSON, Jeremy		0-2	0-2	0-0	0	0	0	2	0	0	0	0	0	4
24	BURRUS, Antwan		2-2	0-0	0-0	1	4	5	4	4	0	1	1	0	19
33	SANDERS, John Caleb		1-3	0-2	0-0	0	1	1	0	2	0	1	0	0	23
42	OGUKWE, Sommy		0-0	0-0	0-0	0	1	1	0	0	0	1	1	0	4
	Team					1	1	2			1				
	Totals		22-48	3-13	24-32	7	25	32	20	71	12	9	2	8	200

FG % 1st Half:	11-29	37.9%	2nd half:	11-19	57.9%	Game:	22-48	45.8%
3FG % 1st Half:	1-9	11.1%	2nd half:	2-4	50.0%	Game:	3-13	23.1%
FT % 1st Half:	4-8	50.0%	2nd half:	20-24	83.3%	Game:	24-32	75.0%

Deadball  
Rebounds  
4

Officials: Timothy Corner (R), Bernard Clinton, Matthew Oblas

Technical fouls: William & Mary-Team 2. Liberty-None.

Attendance: 1124

Fouled Out:

W&M: #45 (1:15, 2nd), #12 (15.3, 2nd)

LU: #25 (58.9, 2nd)

Score by periods	1st	2nd	Total
William & Mary	33	29	62
Liberty	27	44	71

	In	Off	2nd	Fast	
Points	Paint	T/O	Chance	Break	Bench
W&M	26	9	16	4	13
LIBERTY	30	20	9	6	10

Last FG - W&M 2nd-00:06, LIBERTY 2nd-02:47.

Largest lead - W&M by 9 1st-02:13, LIBERTY by 13 2nd-01:11.

Score tied - 1 time.

Lead changed - 7 times.

## Miscellaneous Stats for the 2011-12 Flames

### Team Scoring Leaders

John Caleb Sanders	1 time
Tavares Speaks	1 time

### 20-Point Games

### Team Rebounding Leaders

Jesse Sanders	1 time
Chene Phillips	1 time
Joel Vander Pol	1 time

### 10-Rebound Games

### Team Assist Leaders

Jesse Sanders	2 times
---------------	---------

### 5-Assist Games

Jesse Sanders	2 times
---------------	---------

### Team Steal Leaders

John Caleb Sanders	1 time
--------------------	--------

### 3-Steal Games

John Caleb Sanders	1 time
--------------------	--------

### Team Blocked Shot Leaders

Antwan Burrus	2 times
---------------	---------

\* Includes Ties

## 2010-11 Season Highlights

- The Flames went 13-5 in Big South play during the 2010-11 season, setting a new program record for most conference wins in a season.

- Dale Layer was named Liberty's first-ever Big South Coach of the Year last season, leading the Flames to a second-place finish in conference play. Layer picked up his 300th career coaching win against 2011 Big South champion UNC Asheville on Jan. 27, as the Flames defeated the Bulldogs in the Vines Center courtesy of a buzzer-beating layup in overtime, 83-81.

- Point guard Jesse Sanders was the first Flame ever to be tabbed Big South Player of the Year and earn honorable mention AP All-America recognition, averaging 11.3 points, 6.0 rebounds and 5.7 assists per game. Sanders needs 177 assists this season to break school record of 648 held by Karl Hess. The Sugar Land, Texas native is also on pace to become the 22nd member of Liberty's 1,000-point club.

## Home Improvement

The Flames closed out the 2010-11 season with a 12-4 (.750) record in the Vines Center. The mark is a vast improvement after the Flames finished 8-6 (.571) inside the facility during the 2009-10 campaign. Liberty's lowest winning percentage inside the Vines Center occurred during the 1990-91 season, when the Flames went 3-8 (.375) during home games. The following season, Liberty turned things around, finishing the season 14-1 at home and claiming its best winning percentage in the Vines Center (.933).

## Injury Report

The Flames will be without redshirt senior guard John Brown and forward Sammy Ogukwe both suffered season-ending injuries during the preseason.

Brown started all 32 contests for the Flames during the 2010-11 campaign and was named to the Big South All-Conference second team. The 6-4 guard was ranked No. 8 in the country and led the conference in rebounds, pulling down 10.8 boards per game. Along with his rebounding efforts, Brown was also the Flames' second-leading scorer (11.3 ppg) and finished the year with 14 double-doubles.

Ogukwe appeared in 30 contests for the Flames last season, starting in games against Notre Dame (Nov. 14) and UNC Wilmington (Nov. 16). The Abuja, Nigeria native was a key reserve for Layer's squad, finishing second on team in blocked shots with 22.

Update: The Flames will miss freshman forward Tomasz Gielo for approximately four weeks after suffering an arm injury during practice. Before arriving at Liberty, Gielo was a member of the Polish national team, representing his home country in the 2011 U19 FIBA World Championships and the 2011 U18 FIBA European Championships.

## New Assistant Coach

On Oct. 14, Liberty Men's Basketball Head Coach Dale Layer announced the promotion of Matt Olinger to assistant coach. Olinger takes over for Myron Guillory, who recently resigned to pursue other career opportunities.

Olinger is in his eighth year with the program, having previously spent three seasons as the director of basketball operations, two as a graduate assistant and two as a video coordinator.

### All-Time Assist Leaders at Liberty

Name	Seasons	Games	Assists	Avg.
Karl Hess	1977-1980	120	648	5.4
Matt Hildebrand	1991-94	116	583	5.0
Kenny Gunn	1982-85	98	535	5.5
<b>Jesse Sanders</b>	<b>2008-Present</b>	<b>95</b>	<b>488</b>	<b>5.1</b>
Ed Gomes	1974-76	64	476	7.4

### All-time Triple-Doubles

Name	Result	Opponent	Date
Jesse Sanders	10 points, 10 rebounds and 10 assists	Charleston So.	01-06-2011
Kyle Ohman	16 points, 12 rebounds and 10 assists	VMI	01-02-2010
Jesse Sanders	11 points, 10 rebounds and 10 assists	Ky. Christian	12-12-2009
Jesse Sanders	10 points, 10 rebounds and 10 assists	Presbyterian	02-09-2009
Ed Gomes	10 points, 13 steals and 10 assists	Radford	01-24-1976

## Liberty's 2011-12 Record ...

When Liberty controls the tip .....	0-1
When opponent controls the tip .....	1-0
Played at home.....	1-0
Played on the road .....	0-1
Played at a neutral site .....	0-0
Played a team with a .500+ record .....	0-0
Played a team with a .500 record .....	1-1
Played a team with a below .500 record.....	0-0
When Liberty leads at the half .....	1-0
When opponent leads at the half .....	0-1
When there is a tie at the half .....	0-0
When Liberty leads with 5:00 left.....	1-0
When opponent leads with 5:00 left .....	0-1
When there is a tie with 5:00 left .....	0-0
When Liberty leads with 1:00 left.....	1-0
When opponent leads with 1:00 left .....	0-1
When there is a tie with 1:00 left .....	0-0
When Liberty outrebounds opponent .....	1-0
When opponent outrebounds Liberty .....	0-1
When the teams' rebound totals are equal .....	0-0
When Liberty shoots 50% or better (FG) .....	1-0
When Liberty shoots less than 50% (FG) .....	0-1
When Liberty outshoots its opponents .....	1-0
When opponents outshoot Liberty .....	0-1
When the teams shoot the same pct. ....	0-0
When Liberty shoots more 3-pointers.....	0-1
When opponent shoots more 3-pointers .....	0-0
When same amount of 3-pointers shot.....	1-0
When Liberty shoots more free throws .....	1-0
When opponent shoots more free throws.....	0-1
When same number of free throws taken.....	0-0
When opponent shoots 50% or better (FG).....	0-1
When opponent shoots less than 50% (FG) .....	1-0
When Liberty has more turnovers .....	0-0
When opponent has more turnovers .....	1-1
When turnovers are the same .....	0-0
When Liberty blocks more shots .....	1-0
When opponent blocks more shots .....	0-1
When blocks are the same .....	0-0
When Liberty has more steals .....	1-0
When opponent has more steals .....	0-0
When steals are the same .....	0-1
When Liberty bench outscores opponent .....	1-1
When opponent bench outscores Liberty .....	0-0
When both benches score the same .....	0-0
When Liberty scores 50 or fewer points .....	0-0
When Liberty scores 51-60 points .....	0-1
When Liberty scores 61-70 points .....	0-0
When Liberty scores 71-80 points .....	0-0
When Liberty scores 81 or more points .....	1-0
When the game is decided by 1-5 points .....	0-0
When the game is decided by 6-10 points .....	0-0
When the game is decided by 11+ points .....	1-1
November Games .....	1-1
December Games .....	0-0
January Games .....	0-0
February Games.....	0-0
March Games .....	0-0
Sunday .....	0-0
Monday .....	0-0
Tuesday .....	0-0
Wednesday .....	0-1
Thursday.....	0-0
Friday.....	1-0
Saturday .....	0-0
When Liberty wears white jerseys .....	1-0
When Liberty wears blue jerseys .....	0-1
When Liberty wears red jerseys .....	0-0
When Liberty wears gray jerseys .....	0-0



## Big South Men's Basketball

### Preseason Poll

*Rk Team (first-place votes) – Points*

1. UNC Asheville (18) – 257
2. Coastal Carolina (5) – 230
3. VMI – 193
- 4. Liberty – 190**
5. Winthrop – 160
6. High Point (1) – 135
7. Presbyterian – 134
8. Charleston Southern – 117
9. Campbell – 116
10. Gardner-Webb – 78
11. Radford – 40

### Preseason Men's Basketball

#### All-Conference Team

Matt Dickey, UNC Asheville –  
Preseason POY

#### Jesse Sanders, Liberty

Al'Lonzo Coleman, Presbyterian College  
Nick Barbour, High Point  
J.P. Primm, UNC Asheville

#### Jesse Sanders Needs:

- 145 points to become Liberty's 22nd member of Liberty's 1,000-Point Club
- 12 more assists to reach 500
- 21 more rebounds to reach 600
- 48 assists to surpass Kenny Gunn (535, 1982-85) for third place in program history
- 161 assists to surpass Karl Hess (648, 1977-80) for most assists in program history
- 117 assists to surpass Radford's Amir Johnson (604, 2006-10) for most assists in Big South history

#### Near Miss

In Friday's 81-58 win over Randolph College, Jesse Sanders finished just shy of his fourth career triple with 11 points, nine rebounds and eight assists. If Sanders is able to accomplish the feat he will be the only player in Division I history to have at least one triple-double each of his four years in college.

All-Time Record in November: 81-79

#### Dale Layer's Record in November at Liberty: 8-10

**Record This November (Games Remaining): 1-1 (5 games remaining)**

#### Last Five November Records:

- 2006-07 – 3-1
- 2007-08 – 3-4
- 2008-09 – 4-1
- 2009-10 – 3-5
- 2010-11 – 4-4

#### Layer Signs Four for 2012-13

Head Liberty men's basketball coach Dale Layer has announced the early signing of four players to a national letter intent for the 2012-13 season.

Among Layer's early recruiting class are three junior college standouts – JR Coronado, Emmanuel Andrews and Chad Donley. In addition to the trio of junior college players, Layer also signed Larry Taylor, who is currently a point guard at North Point High School in North Port, Fla.

### Liberty vs. CAA (14-36)

#### Drexel (1-3)

1987-88 --- 82-99  
 1988-89 --- \*82-79  
 1989-90 --- 72-95  
 1994-95 --- 68-89

#### George Mason (3-6)

1986-87 --- 74-92  
 1987-88 --- 83-92  
 1988-89 --- \*74-86  
 1991-92 --- 100-89, \*69-55  
 2007-08 --- 64-72  
 2008-09 --- !\*69-66  
 2009-10 --- 72-76  
 2010-11 --- \*54-84

#### James Madison (2-7)

1979-80 --- 61-81  
 1988-89 --- 68-85  
 1993-94 --- 64-78  
 1994-95 --- \*86-80  
 1998-99 --- 77-111  
 1999-00 --- \*79-70  
 2000-01 --- 69-71  
 2001-02 --- \*67-77  
 2008-09 --- \*65-88  
 87-88 --- 83-92  
 1988-89 --- \*74-86  
 1991-92 --- 100-89, \*69-55  
 2007-08 --- 64-72  
 2008-09 --- !\*69-66  
 2009-10 --- 72-76  
 2010-11 --- \*54-84

#### UNC Wilmington (1-1)

1987-88 --- \*97-53  
 2010-11 --- !64-69

#### Old Dominion (0-4)

2003-04 --- 66-87  
 2004-05 --- \*54-70  
 2008-09 --- 56-80  
 2009-10 --- \*41-73

#### Towson (3-9)

1986-87 --- 67-83  
 1987-88 --- 69-70  
 1988-89 --- \*67-81  
 1992-93 --- \*81-86, 69-75  
 1993-94 --- \*61-66, !78-79, 63-58  
 1994-95 --- 72-59, \*70-71  
 1999-00 --- \*182-74  
 2000-01 --- 57-75

#### Virginia Commonwealth (1-5)

1976-77 --- 73-85  
 1992-93 --- 75-88  
 1993-94 --- \*68-93  
 1994-95 --- 45-62  
 1995-96 --- \*86-71  
 1998-99 --- 68-95

#### William & Mary (3-1)

2002-03 --- \*62-61  
 2003-04 --- 64-91  
 2008-09 --- !!\*80-74  
 2010-11 --- 71-62

### Layer vs. CAA (2-4)

George Mason	0-2
Old Dominion	0-1
Northeastern	1-0
UNC Wilmington	0-1
William & Mary	1-0

### The Last Time ...

#### A Liberty Individual

*Scored 25 points in a game*  
 Evan Gordon scored 26 points at Coastal Carolina, 2/3/11  
*Scored 30 points in a game*  
 Kyle Ohman scored 39 points versus High Point, 2/20/10  
*Grabbed 15 rebounds in a game*  
 John Brown pulled down 16 rebounds at VMI, 2/15/11  
*Grabbed 20 rebounds in a game*  
 Eric Cunningham grabbed 20 rebounds at Mt. St. Mary's, 1/30/88  
*Recorded 10 assists in a game*  
 Jesse Sanders dished out 13 assists versus VMI, 1/20/11  
*Recorded five steals in a game*  
 Evan Gordon swiped five steals versus Radford, 2/10/11  
*Blocked five shots in a game*  
 Antwan Burrus swatted five shots at Radford, 1/15/11  
*Made five three-pointers in a game*  
 Evan Gordon sank five three-pointers vs. Winthrop, 12/4/10  
*Made 10 free throws in a game*  
 Evan Gordon hit 11 free throws at Coastal Carolina, 2/3/11  
*Made 20 consecutive free throws (multiple games)*  
 Kyle Ohman made 20 straight free throws, spanning 11/13/09 to 11/24/09

#### Team

*Scored 100 points in a game*  
 Defeated VMI, 100-82, 1/20/11  
*Grabbed 60 rebounds in a game*  
 Totaled 61 rebounds at VMI, 2/21/07  
*Recorded 25 assists in a game*  
 Dished out 26 assists versus VMI, 1/20/11  
*Recorded 20 steals in a game*  
 Swiped 20 steals versus Shenandoah, 11/19/01  
*Blocked 10 shots in a game*  
 Blocked 10 shots versus Union College, 12/28/10  
*Made 10 three-pointers in a game*  
 Sank 11 three-pointers versus UNC Asheville, 1/27/11  
*Made 30 free throws in a game*  
 Made 32 free throws at Radford, 2/28/09  
*Won 10 straight games*  
 Won 11 straight games, 2/12/80 to 3/15/80  
*Lost 10 straight games*  
 Lost 10 straight games, 1/19/02 to 2/16/02  
*Won an overtime game*  
 Defeated UNC Asheville, 83-81, in overtime, 1/27/11  
*Lost an overtime game*  
 Fell at UNC Wilmington, 69-64, in overtime, 11/16/10

#### Start Chart

Player	Career Starts	Current Streak/Last Start
Jesse Sanders	94	20
David Minaya	39	5
Antwan Burrus	32	4
John Brown	32	March 1, 2011
Joel Vander Pol	18	2
Chene Phillips	2	Nov. 9, 2011
Sommy Ogukwe	2	Nov. 16, 2010
John Caleb Sanders	1	Nov.11, 2011

**Liberty in the  
Big South Stats**  
2010-11

**Team**

Scoring Offense (5th) .....	67.7 ppg
Scoring Defense (2nd).....	65.6 ppg
Scoring Margin (5th).....	+2.0 ppg
Free Throw Pct. (6th).....	66.6
Field Goal Pct. (6th).....	42.6
Field Goal Pct. Defense (4th) ..	42.7
3-Pt. FG Pct. (8th) .....	32.2
3-Pt. FG Pct. Defense (1st) .....	31.8
3-Pt. FG Made (6th).....	5.2/game
Rebounds (2nd).....	38.7 rpg
Opp. Rebounds (2nd).....	32.8 rpg
Rebounding Margin (2nd).....	+5.8 rpg
Offensive Rebounds (1st).....	14.0 rpg
Defensive Rebounds (4th).....	24.7 rpg
Off. Rebound Pct. (1st).....	38.9
Def. Rebound Pct. (3rd).....	69.5
Blocked Shots (4th).....	3.4 bpg
Assists (4th).....	12.6 apg
Steals (8th).....	6.7 spg
Turnover Margin (9th).....	- 1.03
Asst./TO Ratio (7th).....	- 0.8

**Individual  
Scoring**

Evan Gordon (9th).....	14.4 ppg
John Brown (17th).....	11.3 ppg
Jesse Sanders (18th).....	11.3 ppg
David Minaya (22nd).....	10.7 ppg

**Rebounding**

John Brown (1st).....	10.8 rpg
Jesse Sanders (11th).....	6.0 rpg

**Assists**

Jesse Sanders (1st).....	5.7 apg
--------------------------	---------

**Steals**

John Brown (5th).....	1.77 spg
Evan Gordon (9th).....	1.68 spg

**Free Throw Pct.**

Evan Gordon (9th).....	76.2
Jesse Sanders (10th).....	75.6

**Three-Point FG Pct.**

Evan Gordon (4th).....	33.7
------------------------	------

**Three-Point FG Made**

Evan Gordon (4th).....	2.2/game
------------------------	----------

**Blocked Shots**

Antwan Burrus (6th).....	1.3 bpg
Sommy Ogukwe (13th).....	0.7 bpg
Joel Vander Pol (14th).....	0.7 bpg

**Assist/Turnover Ratio**

Jesse Sanders (3rd).....	1.9
--------------------------	-----

**Offensive Rebounds**

John Brown (1st).....	4.0 rpg
Jesse Sanders (9th).....	2.3 rpg
Antwan Burrus (10th).....	2.3 rpg

**Defensive Rebounds**

John Brown (1st).....	6.7 rpg
Jesse Sanders (12th).....	3.7 rpg



**2011 Liberty Basketball Foreign Tour**

Once every four years, the NCAA allows collegiate basketball teams to travel abroad and compete against international squads. The Liberty men's basketball program took full advantage of the opportunity granted by the NCAA, turning it into a well-rounded athletic, academic, cultural and spiritual experience.

This past summer, the Liberty men's basketball team completed its foreign tour (Aug. 9-18), playing six exhibition games in parts of Belgium and France against various professional clubs. The Flames concluded the tour with a 4-2 record. During their nine-day journey, head coach Dale Layer and the Flames also took time to learn about European culture through a variety of walking tours.

**Game Highlights**

*Game 1 - Liberty 81, Excelsior 53 (Aug. 10, 2011) (Brussels, Belgium)*

Jesse Sanders led the Flames with 16 points, hitting 7-of-8 shots from the field and 2-of-3 from the charity stripe. The senior point guard also chipped in six assists. David Minaya recorded 14 tallies on the night, while John Brown finished with a double-double, posting 12 points on 6-of-7 shooting along with 11 rebounds. Brown also tied Sanders' assist total with six. Other Liberty players with a solid scoring performance on the night included Chene Phillips (9) and Antwan Burrus (8).

*Game 2 - Liberty 86, Ookstamp 58 (Aug. 11, 2011) (Sijsele, Belgium)*

Senior Jesse Sanders led Liberty with 22 points and seven assists, followed by John Caleb Sanders who scored 18 points on 6-of-8 shooting from behind the three-point arc. David Minaya rounded out Liberty's trio of double digit scorers with a 14-point performance.

*Game 3 - Liberty 79, Zwevezele 66 (Aug. 12, 2011) (Sijsele, Belgium)*

John Brown paced the Flames with 16 points and nine rebounds, while John Caleb Sanders knocked down five three-pointers to finish with 15. Jesse Sanders chipped in 12 points and six assists. Burrus also concluded the contest with 12 points, adding eight boards to his scoring effort.

*Game 4 - Brussels All-Stars 77, Liberty 76 (Aug. 13, 2011) (Brussels, Belgium)*

John Brown paced the Flames with 16 points and 14 rebounds. Jesse Sanders finished with 15 points, six boards and three assists. Liberty led by as much as 19 in the contest. Brussels took the lead with one minute remaining with a big three-point basket. After Brown cut the lead to one with a free throw, the Liberty defense forced a 10-second violation on Brussels. With the Flames having the last possession, Minaya hurled up a jumper, but the shot fell short, leading to the 77-76 Brussels win.

*Game 5 - Liberty 79, Kayzersberg 64 (Aug. 15, 2011) (Kaysersberg, France)*

David Minaya paced the Flames with 18 points, with all of his tallies coming in the second half. Jesse Sanders finished with 14 points, 10 rebounds and seven assists. John Caleb Sanders, Joel Vander Pol and Taveres Speaks had 12, 11 and 10 points, respectively.

*Game 6 - Mulhouse 88, Liberty 79 (Aug. 16, 2011) (Mulhouse, France)*

For the second straight contest, David Minaya was Liberty's leading scorer, finishing with 16 points on 6-of-11 shooting, including 4-of-5 from three-point land. Antwan Burrus and John Caleb Sanders chipped in 11 points, while Jesse Sanders added in 10 tallies. John Brown led Liberty on the glass, posting seven boards.



## Sanders Named Lowe's Senior CLASS Award Candidate

Liberty men's basketball senior point guard Jesse Sanders has been selected as a candidate for the 2011-12 Lowe's Senior CLASS Award. Liberty's floor general is one of 30 Division I players across the country up for the prestigious award.

To be eligible for the award, a student-athlete must be classified as an NCAA Division I senior and have notable achievements in four areas of excellence – community, classroom, character and competition.

Sanders enters his senior year coming off a stellar 2010-11 campaign in which he was voted Big South Player of the Year. The Sugar Land, Texas native led the league in assists with 183 (5.7 apg), while averaging 11.3 points and 6.0 rebounds per game.

Sanders was instrumental in the Flames success last season, helping lead Liberty to a second place finish in the conference standings, setting a new program record for most conference wins with 13.

In addition to his accomplishments on the court, Sanders is a three-time Big South Presidential Honor Roll member. A business management major, he has made the dean's list on three occasions and holds a 3.44 GPA.

During his spare time, Sanders enjoys giving back to the community and is active in Liberty's Student-Athlete Advisory Committee (SAAC). As a member of SAAC, Sanders has helped support the growth of Special Olympics in the Lynchburg area. In his sophomore year, Sanders spurred on a campaign to collect shoes for the organization Samaritan's Feet, which provides footwear for children around the world that are without shoes. Sanders is also active in Fellowship of Christian Athletes (FCA), speaking to various clubs and camps throughout Central Virginia.

An acronym for Celebrating Loyalty and Achievement for Staying in School®, the Lowe's Senior CLASS Award focuses on the total student-athlete and encourages students to use their platform in athletics to make a positive impact as leaders in their communities.

The 2011-12 candidate class includes three men's players who were members of last year's CoSIDA Academic All-American team, one Associated Press All-American and seven players who are on teams ranked in the Associated Press preseason top 25 poll.

Lowe's, an official Corporate Partner of the NCAA, will announce the men's Senior CLASS Award® winner during the 2012 NCAA Men's Final Four®, which will be held March 31 and April 2 in New Orleans.

The 30 candidates will be narrowed to 10 finalists midway through the regular season, and those 10 names will be placed on the official ballot.

Ballots will be distributed through a nationwide voting system to media, Division I men's and women's coaches and fans who will select one finalist who best exemplifies excellence in the four Cs of community, classroom, character and competition.

### 2011-12 Lowe's Senior CLASS Award Men's Basketball Candidates

Tim Abromaitis, Forward, Notre Dame  
William Buford, Guard, Ohio State  
Kyle Bullinger, Forward, Weber State  
Scott Christopherson, Guard, Iowa State  
Darnell Gant, Forward, Washington  
Ashton Gibbs, Guard, Pittsburgh  
Drew Gordon, Forward, New Mexico  
Malcolm Grant, Guard, Miami (Florida)  
Draymond Green, Forward, Michigan State  
Justin Greene, Forward, Kent State  
Reggie Hamilton, Guard, Oakland  
Mick Hedgepeth, Forward, Belmont  
Robbie Hummel, Forward, Purdue  
Bernard James, Forward, Florida State  
Jarrod Jones, Forward, Ball State

Kevin Jones, Forward, West Virginia  
Orlando Johnson, Guard, UC Santa Barbara  
Quinn McDowell, Forward, William and Mary  
Darius Miller, Guard, Kentucky  
Ronald Nored, Guard, Butler  
Zack Novak, Guard/Forward, Michigan  
Zack Rosen, Guard, Pennsylvania  
**Jesse Sanders, Guard, Liberty**  
Tanner Smith, Guard, Clemson  
Jordan Taylor, Guard, Wisconsin  
Erving Walker, Guard, Florida  
Demetrius Ward, Guard, Western Michigan  
Kyle Weems, Forward, Missouri State  
Chris Wroblewski, Guard, Cornell  
Tyler Zeller, Forward, North Carolina



## Liberty's 2011-12 Starting Lineups

Game	Date	Opponent	Result							Record
1	Nov. 9	Texas A&M	L, 59-81	Sanders	Phillips	Minaya	Burrus	Vander Pol		0-1
2	Nov. 11	Randolph	W, 81-58	Sanders	JC Sanders	Minaya	Burrus	Vander Pol		1-0

## Miscellaneous Stats

Date	Opponent	LU Result	LU Big		Opp Big		LC	LU in			Paint		Off TOs		2nd Ch		Bench	
			Lead	Lead	Ties	Lead		Lead	Tied	LU	Opp	LU	Opp	LU	Opp	LU	Opp	
Nov. 12	No. 19 Texas A&M	L, 59-81	2	30	0	1	3:14	35:45	1:01	18	48	10	14	13	6	27	22	
Nov. 14	Randolph College	W, 81-58	37	2	2	1	37:47	0:20	1:53	38	16	25	10	8	5	37	15	



## 2011-12 Season Notes/Highlights



**# 2**

**Chene Phillips**

6-2, 170, So., G  
Detroit, Mich.  
Renaissance HS

### Career Highs

**Points - 8 (Two times)**  
Most recently, vs. Union College (12-28-10)  
**FG Made - 4**  
vs. Union College (12-28-10)  
**FG Attempts - 7**  
vs. Union College (12-28-10)  
**3FG Made - 1 (Four times)**  
Most recently, vs. VMI (01-20-11)  
**3FG Attempts - 2**  
vs. No. 19 Texas A&M (11-09-11)  
**FT Made - 4**  
vs. USF (11-23-10)  
**FT Attempts - 4 (Four times)**  
Most recently, vs. Randolph (11-11-11)  
**Rebounds - 7**  
vs. Randolph (11-11-11)  
**Assists - 3 (Two times)**  
Most Recently, vs. Randolph (11-11-11) (02-26-11)  
**Steals - 2**  
vs. VMI (01-20-11)

**Season Highs**

**Points - 5**  
vs. Randolph (11-11-11)  
**FG Made - 1**  
vs. Randolph (11-11-11)  
**FG Attempts - 4**  
vs. Randolph (11-11-11)  
**3FG Attempts - 2**  
vs. No. 19 Texas A&M (11-09-11)  
**FT Made - 3**  
vs. Randolph (11-11-11)  
**FT Attempts - 4**  
vs. Randolph (11-11-11)  
**Rebounds - 7**  
vs. Randolph (11-11-11)  
**Assists - 3**  
vs. Randolph (11-11-11)  
**Steals - 1 (Two times)**  
Most recently, vs. Randolph (11-11-11)

**2011 (Fr.):** Appeared in all 32 contests ... tallied six points in Liberty debut against Virginia Intermont (11/12) ... chipped in eight points off the bench at USF (11/23) ... received first career start against Union College (12/28), finishing with eight points, four rebounds and two assists ... on Jan. 2, helped the Flames garner their first win at UNC Asheville in nearly six years, adding seven points ... named to the Big South Presidential Honor Roll.

## 2011-12 Game-by-Game

OPPONENT	DATE	MIN	FG-FGA	3FG-FGA	FT-FTA	OFF-DEF-TOT	A	TO	BLK	STL	PTS
No. 19 Texas A&M	11-09-11	24	0-3	0-2	0-0	1-4-5	2	0	0	1	0
Randolph College	11-11-11	17	1-4	0-1	3-4	0-7-7	3	2	0	1	5


## 2010-11 Game-by-Game

OPPONENT	DATE	MIN	FG-FGA	3FG-FGA	FT-FTA	OFF-DEF-TOT	A	TO	BLK	STL	PTS
Virginia Intermont	11-12-10	14	2-3	0-1	2-2	0-2-2	1	1	0	0	6
Notre Dame	11-14-10	12	2-3	1-1	0-0	1-0-1	1	1	0	0	5
UNC Wilmington	11-16-10	10	0-0	0-0	0-0	0-1-1	0	0	0	0	0
Southern Virginia	11-18-10	15	0-4	0-0	0-0	1-2-3	1	1	0	1	0
Texas Tech	11-21-10	10	1-4	0-1	2-3	0-0-0	1	1	0	1	4
USF	11-23-10	12	2-4	0-1	4-4	1-2-3	0	1	0	1	8
Mississippi Valley St.	11-26-10	16	0-1	0-1	2-2	0-1-1	0	4	0	1	2
Chicago St.	11-27-10	11	0-3	0-0	0-0	0-1-1	0	1	0	0	0
Presbyterian College	12-02-10	9	0-1	0-0	0-0	0-1-1	0	0	0	0	2
Winthrop	12-04-10	7	0-2	0-1	2-2	0-2-2	1	0	0	0	2
George Mason	12-11-10	14	0-1	0-0	0-0	0-2-2	1	4	0	0	0
William & Mary	12-18-10	13	1-3	0-0	2-2	0-0-0	1	0	0	1	4
Hampton	12-22-10	4	0-0	0-0	0-0	0-1-1	0	2	0	0	0
Union College	12-28-10	17	4-7	0-0	0-0	1-4-5	2	4	0	1	8
Gardner-Webb	12-31-10	6	1-2	1-1	0-0	1-0-1	0	3	0	0	3
UNC Asheville	01-02-11	19	3-4	1-1	0-0	0-1-1	2	0	0	1	7
Charleston Southern	01-06-11	14	1-4	0-1	0-0	1-1-2	0	1	0	1	2
Coastal Carolina	01-08-11	7	0-1	0-0	0-0	0-0-0	0	0	0	0	0
High Point	01-13-11	5	0-2	0-0	0-0	0-0-0	1	0	0	0	0
Radford	01-15-11	11	0-2	1-2	0-0	0-4-4	1	2	0	1	1
VMI	01-20-11	8	1-3	1-1	0-0	0-1-1	2	1	0	2	3
UNC Asheville	01-27-11	6	0-0	0-0	0-0	0-0-0	0	0	0	0	0
Gardner-Webb	01-29-11	7	0-1	0-1	0-0	0-0-0	0	1	0	0	0
Coastal Carolina	02-03-11	16	0-0	0-0	3-4	0-0-0	0	1	0	0	3
Charleston Southern	02-05-11	4	0-0	0-0	0-0	0-1-1	0	2	0	0	0
Radford	02-10-11	10	0-1	0-1	0-0	1-1-2	2	2	0	1	0
High Point	02-12-11	7	0-0	0-0	0-0	0-0-0	0	1	0	0	0
VMI	02-15-11	2	0-0	0-0	0-0	0-0-0	0	0	0	0	0
Iona	02-19-11	14	0-1	0-0	0-0	0-0-0	1	1	0	0	0
Winthrop	02-24-11	8	0-0	0-0	1-4	0-2-2	2	0	0	1	1
Presbyterian College	02-26-11	17	0-1	0-0	1-2	1-1-2	3	0	0	0	1
High Point	03-01-11	5	0-0	0-0	0-0	0-0-0	0	0	0	0	0

## Career Stats

Season	GP	GS	Min	Avg	FG	FGA	Pct	3FG	3FGA	Pct	FT	FTA	Pct	ORB	DRB	TOT	Avg	Asst	TO	Blk	Stl	Pts	Avg
2010-11	32	1	330	10.3	18	58	.310	4	14	.286	22	29	.759	8	30	38	1.2	23	33	0	13	62	1.9
2011-12	2	1	41	20.5	1	7	.143	0	3	.000	3	4	.750	1	11	12	6.0	5	2	0	2	5	2.5
<b>TOTAL</b>	<b>34</b>	<b>2</b>	<b>371</b>	<b>10.9</b>	<b>19</b>	<b>65</b>	<b>.292</b>	<b>4</b>	<b>17</b>	<b>.235</b>	<b>22</b>	<b>33</b>	<b>.758</b>	<b>9</b>	<b>41</b>	<b>50</b>	<b>1.5</b>	<b>28</b>	<b>35</b>	<b>0</b>	<b>15</b>	<b>67</b>	<b>2.0</b>

## 2011-12 Season Notes/Highlights



**# 5**

**Kelly Assinesi**

*6-0, 170, Fr., G  
Greenville, S.C.  
St. Joseph's Catholic*

### Season Highs

**Points - 3**  
vs. No. 19 Texas A&M (11-09-11)  
**FG Made - 1**  
vs. No. 19 Texas A&M (11-09-11)  
**FG Attempts - 2**  
vs. No. 19 Texas A&M (11-09-11)  
**3FG Made - 1**  
vs. No. 19 Texas A&M (11-09-11)  
**3FG Attempts - 1 (Two times)**  
Most recently, vs. Randolph (11-11-11)  
**Assists - 1**  
vs. No. 19 Texas A&M (11-09-11)

**Prep:** Two-year letterwinner at Pasadena ... second leading scorer for the Stars his freshman season, receiving second team all-league honors ... led team with 13.0 ppg his sophomore season, earning first team all-league and second team all-area recognition ... two-year letterwinner at St. Joseph's ... helped lead the Knights to first-ever winning season (19-8) and first playoff win in 2010 ... third in the state of South Carolina in scoring, averaging 27.0 ppg ... Impact Player of the Year runner-up ... named one of the Top 3 players in the state by WYFF Channel 4 News ... No. 1 in the state in assists (7.0 apg) and fifth in points (25.0 ppg) during his senior season ... broke the 1,000-point mark during two-year stint at St. Joseph's ... two-time conference player of the year and first team all-state honoree ... holds the school record for most points in a game (49) ... finished high school tenure with 1,800 points.

### 2011-12 Game-by-Game

OPPONENT	DATE	MIN	FG-FGA	3FG-FGA	FT-FTA	OFF-DEF-TOT	A	TO	BLK	STL	PTS
No. 19 Texas A&M	11-09-11	4	1-2	1-1	0-0	0-0-0	1	0	0	0	3
Randolph College	11-11-11	13	2-3	0-1	0-0	0-0-0	0	1	0	0	0

### Career Stats

Season	GP	GS	Min	Avg	FG	FGA	Pct	3FG	3FGA	Pct	FT	FTA	Pct	ORB	DRB	TOT	Avg	Asst	TO	Blk	Stl	Pts	Avg
2011-12	2	0	17	8.5	1	3	.333	1	2	.500	0	0	.000	0	0	0	0.0	1	1	0	0	3	0.0

## 2011-12 Season Notes/Highlights



**# 11**

**Andrew Smith**

*6-9, 220, Fr., F  
Pompano Beach, Fla.  
Highlands Christian*

### Season Highs

**Assists - 1**  
vs. Randolph (11-11-11)

**Prep:** Three-year letter winner at Highlands Christian ... two-time first team all-county selection ... team MVP three-straight years ... averaged 17.6 points, 6.4 rebounds, 3.2 blocks and 2.0 assists his sophomore season and was named to the Holiday Classic all-tournament team ... averaged 20.0 points, 9.0 rebounds, 3.0 blocks and 3.2 assists during his junior year, garnering third team all-state honors ... tabbed MVP of Holiday Classic and Clearwater Christian Tournament ... capped off senior year with first team all-state honors, averaging 25.0 points, 9.5 rebounds, 3.4 blocks and 3.3 assists per game ... named to St. Andrews Holiday Tourney all-tournament team.


## 2011-12 Game-by-Game

OPPONENT	DATE	MIN	FG-FGA	3FG-FGA	FT-FTA	OFF-DEF-TOT	A	TO	BLK	STL	PTS
No. 19 Texas A&M	11-09-11	3	0-0	0-0	0-0	0-0-0	0	0	0	0	0
Randolph College	11-11-11	8	0-0	0-0	0-0	0-0-0	0	0	0	0	0

## Career Stats

Season	GP	GS	Min	Avg	FG	FGA	Pct	3FG	3FGA	Pct	FT	FTA	Pct	ORB	DRB	TOT	Avg	Asst	TO	Blk	Stl	Pts	Avg
2011-12	2	0	11	5.5	0	0	.000	0	0	.000	0	0	.000	0	0	0	0.0	1	0	0	0	0	0.0

## 2011-12 Season Notes/Highlights



**# 13**

**Tomasz Gielo**

*6-9, 220, Fr., G/F*

*Szczecin, Poland*

*SMS Cetniewo Sports  
Academy*

**Season Highs**

**Prep:** Played for SMS Cetniewo Sports Academy, averaging 13.0 points, 8.5 rebounds and 1.5 blocks his senior year ... ranked among Top 25 European prospects ... member of Polish national team, finishing fourth in the 2009 U16 FIBA European Championship his sophomore season ... competed in 2010 U17 FIBA World Championship in Hamburg, Germany his junior year ... averaged 13.8 points, 6.6 rebounds, 2.4 assists and 1.4 blocks, helping team reach the finals ... scored 21 points in the championship finals against the United States en route to a second place finish ... participated in the 2010 U18 FIBA European Championship in Vilnius, Lithuania ... was Poland's leading scorer, averaging 11.7 points on 58.5 percent shooting, including 42.9 percent from three-point range ... finished sixth in the tournament ... represented Poland in the 2011 U19 FIBA World Championships in Riga, Latvia ... member of the Polish national team in the 2011 U18 FIBA European Championship, finishing in sixth place.

**Career Stats**

## 2011-12 Season Notes/Highlights



**# 14**

**David Minaya**

6-6, 205, R-Sr., G

Riverview, Fla.

Oldsmar Christian  
(Tennessee Tech)

### Career Highs

**Points - 22**

vs. VMI (01-20-11)

**FG Made - 9**

vs. VMI (01-20-11)

**FG Attempts - 15 (Three times)**

Most recently, vs. Coastal Carolina  
(02-03-11)

**3FG Made - 4**

vs. UNC Asheville (01-27-11)

**3FG Attempts - 8**

vs. UNC Asheville (01-27-11)

**FT Made - 9**

vs. Southern Virginia (11-18-10)

**FT Attempts - 9**

vs. Southern Virginia (11-18-10)

**Rebounds - 8**

vs. Southern Virginia (11-18-10)

**Assists - 5**

vs. Radford (01-15-11)

**Steals - 3**

vs. UNC Wilmington (11-16-10)

**Blocks - 1 (Three times)**

vs. Radford (2-10-11)

### Season Highs

**Points - 14**

vs. No. 19 Texas A&M (11-09-11)

**FG Made - 5**

vs. No. 19 Texas A&M (11-09-11)

**FG Attempts - 14**

vs. No. 19 Texas A&M (11-09-11)

**3FG Made - 1**

vs. No. 19 Texas A&M (11-09-11)

**3FG Attempts - 3**

vs. No. 19 Texas A&M (11-09-11)

**FT Made - 3**

vs. No. 19 Texas A&M (11-09-11)

**FT Attempts - 4**

vs. No. 19 Texas A&M (11-09-11)

**Rebounds - 4**

vs. Randolph (11-11-11)

**Assists - 2**

vs. Randolph (11-11-11)

**2011 (R-Jr.):** Started 31 contests for the Flames ... one of Liberty's most improved players from the previous season ... posted double scoring figures in 20 contests, including a streak of nine straight games during conference play ... finished with 12 points at Texas Tech (11/21) ... chipped in 14 points in a 67-65 overtime win against Chicago State (11/27) ... put up 12 points in a 66-60 victory at High Point (1/13) followed by a 13-point effort in Liberty's 61-53 win at Radford (1/15) ... led Flames with a career-high 22 points on 9-of-13 shooting in 100-82 win against VMI (1/20) ... tallied 19 points in overtime win against UNC Asheville (1/27) ... posted 20 points and six rebounds at Coastal Carolina (2/3) ... finished with 15 points in 70-69 victory at Charleston Southern (2/5) ... dropped 18 points in Liberty's regular season finale at Presbyterian College.

## 2011-12 Game-by-Game

OPPONENT	DATE	MIN	FG-FGA	3FG-FGA	FT-FTA	OFF-DEF-TOT	A	TO	BLK	STL	PTS
No. 19 Texas A&M	11-09-11	31	5-14	1-3	3-4	1-1-2	0	2	0	0	14
Randolph College	11-11-11	20	2-10	0-1	0-0	1-3-4	2	1	0	0	4

## 2010-11 Game-by-Game

OPPONENT	DATE	MIN	FG-FGA	3FG-FGA	FT-FTA	OFF-DEF-TOT	A	TO	BLK	STL	PTS
Virginia Intermont	11-12-10	16	6-13	0-1	1-1	0-3-3	0	1	0	0	13
Notre Dame	11-14-10	23	5-10	0-1	2-2	2-2-4	0	1	0	0	12
UNC Wilmington	11-16-10	33	5-12	1-1	0-0	0-2-2	1	0	0	3	11
Southern Virginia	11-18-10	18	2-4	0-0	9-9	0-8-8	4	0	0	0	13
Texas Tech	11-21-10	32	6-10	0-0	0-0	0-1-1	1	0	0	1	12
USF	11-23-10	24	2-8	0-1	2-2	1-3-4	1	2	0	0	6
Mississippi Valley St.	11-26-10	26	3-4	1-1	5-8	0-4-4	1	2	0	1	12
Chicago St.	11-27-10	26	5-11	1-2	3-4	1-4-5	3	3	0	1	14
Presbyterian College	12-02-10	28	3-7	0-1	1-1	1-0-1	2	3	0	1	7
Winthrop	12-04-10	33	3-9	1-3	2-4	0-4-4	0	3	0	2	9
George Mason	12-11-10	24	2-6	0-1	2-3	0-2-2	0	3	0	0	6
William & Mary	12-18-10	17	4-8	0-1	2-4	0-1-1	0	0	0	0	10
Hampton	12-22-10	19	3-6	0-0	0-0	0-1-1	2	0	0	0	6
Union College	12-28-10	18	5-10	1-1	3-4	0-3-3	1	0	0	1	14
Gardner-Webb	12-31-10	38	1-6	0-1	3-4	0-4-4	2	3	0	1	5
UNC Asheville	01-02-11	24	2-9	0-1	2-2	1-2-3	0	1	0	0	6
Charleston Southern	01-06-11	20	3-7	1-2	0-0	0-1-1	0	1	0	0	7
Coastal Carolina	01-08-11	18	2-7	2-2	0-0	1-1-2	1	1	0	0	8
High Point	01-13-11	32	3-9	1-3	5-6	2-5-7	0	1	0	1	12
Radford	01-15-11	33	5-12	1-4	2-4	0-6-6	5	1	0	1	13
VMI	01-20-11	28	9-13	3-4	1-2	0-3-3	1	0	0	1	22
UNC Asheville	01-27-11	39	7-15	4-8	1-1	2-2-4	0	1	1	2	19
Gardner-Webb	01-29-11	28	4-10	0-3	4-4	0-3-3	2	0	0	0	12
Coastal Carolina	02-03-11	33	8-15	2-5	2-4	0-6-6	0	0	0	1	20
Charleston Southern	02-05-11	36	6-13	1-4	2-2	1-3-4	3	2	0	0	15
Radford	02-10-11	28	4-9	1-4	3-4	0-3-3	2	2	1	0	12
High Point	02-12-11	32	5-15	0-4	3-4	1-2-3	1	3	0	1	13
VMI	02-15-11	27	0-9	0-2	0-0	0-3-3	4	0	0	0	0
Iona	02-19-11	23	5-9	0-1	0-0	1-1-2	0	0	0	1	10
Winthrop	02-24-11	23	2-9	0-0	0-0	0-0-0	0	3	0	0	4
Presbyterian College	02-26-11	27	6-13	0-2	6-8	1-3-4	1	1	0	0	18
High Point	03-01-11	21	1-8	0-1	0-1	0-0-0	3	0	0	0	2

## Career Stats

Season	GP	GS	Min	Avg	FG	FGA	Pct	3FG	3FGA	Pct	FT	FTA	Pct	ORB	DRB	TOT	Avg	Asst	TO	Blk	Stl	Pts	Avg
2009-10	29	6	341	11.8	33	100	.330	4	25	.160	20	27	.741	15	38	53	1.8	8	26	1	9	90	3.1
2010-11	32	31	847	26.5	127	306	.415	21	65	.323	66	88	.750	15	86	101	3.2	40	38	2	19	341	10.7
2011-12	2	2	51	25.5	7	24	.292	1	4	.250	3	4	.750	2	4	6	3.0	2	3	0	0	18	9.0
<b>TOTAL</b>	<b>63</b>	<b>39</b>	<b>1239</b>	<b>19.7</b>	<b>167</b>	<b>430</b>	<b>.388</b>	<b>26</b>	<b>94</b>	<b>.277</b>	<b>89</b>	<b>119</b>	<b>.748</b>	<b>32</b>	<b>128</b>	<b>160</b>	<b>2.5</b>	<b>50</b>	<b>67</b>	<b>3</b>	<b>28</b>	<b>449</b>	<b>7.1</b>



## 2011-12 Season Notes/Highlights



**# 15**

**Ethan Layer**

6-1, 160, Fr., G  
Forest, Va.

*Liberty Christian Academy*

### Season Highs

**Points - 5**  
vs. Randolph (11-11-11)  
**FG Made - 2**  
vs. Randolph (11-11-11)  
**FG Attempts - 5**  
vs. Randolph (11-11-11)  
**3 FG Made - 1**  
vs. Randolph (11-11-11)  
**3FG Attempts - 3**  
vs. Randolph (11-11-11)  
**Assists - 1**  
vs. Randolph (11-11-11)  
**Steals - 1**  
vs. Randolph (11-11-11)

**Prep:** Two-year letter-winner at Liberty Christian Academy (LCA) ... two-time first team all-conference and all-tournament honoree ... two-time member of the all-area team, named to the second team his junior season and first team his senior season ... tabbed all-state honorable mention as a senior.

**Personal:** Son of Dale and Brenda Layer ... father is the current head coach at Liberty ... brother Tim was a member of the Flames program during the 07-08 season.

### 2011-12 Game-by-Game

OPPONENT	DATE	MIN	FG-FGA	3FG-FGA	FT-FTA	OFF-DEF-TOT	A	TO	BLK	STL	PTS
No. 19 Texas A&M	11-09-11	0	0-0	0-0	0-0	0-0-0	0	0	0	0	0
Randolph College	11-11-11	14	2-5	1-3	0-0	0-0-0	1	2	0	1	5

### Career Stats

Season	GP	GS	Min	Avg	FG	FGA	Pct	3FG	3FGA	Pct	FT	FTA	Pct	ORB	DRB	TOT	Avg	Asst	TO	Blk	Stl	Pts	Avg
2011-12	2	0	14	7.0	2	5	.400	1	3	.333	0	0	.000	0	0	0	0.0	1	2	0	1	5	2.5

## 2011-12 Season Notes/Highlights



**# 20**

**John Brown**

6-4, 195, R-Junior G  
Savannah, Ga.  
Sol. C. Johnson HS  
(Roane State)

### Career Highs

**Points - 23**  
vs. Presbyterian College (12-02-10)  
**FG Made - 10**  
vs. VMI (02-15-11)  
**FG Attempts - 17**  
vs. VMI (02-15-11)  
**3FG Attempts - 1**  
vs. Virginia Intermont (11-12-10)  
**FT Made - 5 (Two times)**  
Most recently, vs. Presbyterian College  
(02-26-11)  
**FT Attempts - 7**  
vs. Iona (02-19-11)  
**Rebounds - 17**  
vs. Virginia Intermont (11-12-10)  
**Assists - 4**  
vs. VMI (01-20-11)  
**Steals - 5**  
vs. Charleston Southern (01-06-11)  
**Blocks - 1 (Nine times)**  
Most recently, vs. High Point (03-01-11)

**2011 (R-Jr.):** One of two players to start all 32 contests for the Flames ... earned second team All-Big South honors ... concluded the year No. 8 in the country and led the league in rebounding with 10.8 boards per game ... second leading scorer for Liberty, averaging 11.3 points per game ... grabbed 344 rebounds during the season, the fifth highest single-season mark in program history and the second-highest mark by a Liberty junior ... recorded 14 double-doubles during the season, one shy of tying the program's single-season mark of 15, set by Alex McLean and Mike Coleman ... posted 18 points and a season high 17 rebounds in his Liberty debut against Virginia Intermont (11/12), tying a Vines Center record for most rebounds in a game ... posted 10 points and 12 boards at Notre Dame (11/14) ... finished with 16 points and 15 boards in overtime win versus Chicago State (11/27) ... led Liberty with a season-high 23 points and 13 rebounds in a win over Presbyterian (12/2) ... instrumental in 83-81 overtime win against UNC Asheville (01/27), hitting a buzzer beating layup to win the contest for the Flames ... connected on clutch tip-in to help the Flames defeat Charleston Southern, 70-69 (2/5) ... finished with 22 points and 16 rebounds at VMI (2/15) ... named to the Big South Presidential Honor Roll.

## 2010-11 Game-by-Game

OPPONENT	DATE	MIN	FG-FGA	3FG-FGA	FT-FTA	OFF-DEF-TOT	A	TO	BLK	STL	PTS
Virginia Intermont	11-12-10	27	7-11	0-1	4-4	10-7-17	1	1	0	1	18
Notre Dame	11-14-10	33	5-11	0-0	0-0	5-7-12	2	3	0	3	10
UNC Wilmington	11-16-10	33	6-11	0-0	2-3	4-3-7	1	3	0	3	14
Southern Virginia	11-18-10	22	5-8	0-0	1-2	4-5-9	3	0	0	0	11
Texas Tech	11-21-10	36	5-13	0-0	0-0	5-9-14	2	6	1	1	10
USF	11-23-10	30	2-7	0-0	3-4	1-3-4	2	2	1	3	7
Mississippi Valley St.	11-26-10	30	2-6	0-0	3-5	3-6-9	1	2	0	2	7
Chicago St.	11-27-10	40	7-12	0-0	2-6	7-8-15	0	2	1	0	16
Presbyterian College	12-02-10	35	9-15	0-0	5-6	5-8-13	2	3	0	1	23
Winthrop	12-04-10	28	5-10	0-0	0-0	4-4-8	0	3	0	0	10
George Mason	12-11-10	31	3-9	0-0	1-2	3-4-7	2	2	0	1	7
William & Mary	12-18-10	33	5-11	0-0	4-6	2-10-12	2	2	0	4	14
Hampton	12-22-10	34	3-8	0-0	1-2	3-8-11	0	7	1	3	7
Union College	12-28-10	14	3-5	0-0	2-4	2-5-7	1	1	0	1	8
Gardner-Webb	12-31-10	25	4-5	0-0	0-0	1-4-5	0	5	1	1	8
UNC Asheville	01-02-11	33	3-5	0-0	2-2	3-4-7	0	5	0	1	8
Charleston Southern	01-06-11	32	6-12	0-0	1-2	7-5-12	2	5	0	5	13
Coastal Carolina	01-08-11	38	6-12	0-0	1-2	4-9-13	0	3	0	2	13
High Point	01-13-11	37	7-12	0-0	0-0	2-8-10	1	5	0	2	14
Radford	01-15-11	21	5-6	0-0	1-3	6-8-14	2	2	0	0	11
VMI	01-20-11	35	7-10	0-0	0-0	2-7-9	4	4	0	4	14
UNC Asheville	01-27-11	41	6-13	0-0	1-3	5-7-12	1	3	0	3	13
Gardner-Webb	01-29-11	29	4-8	0-0	1-2	8-8-16	1	2	1	0	9
Coastal Carolina	02-03-11	32	3-9	0-0	0-0	3-8-11	1	5	0	1	6
Charleston Southern	02-05-11	36	8-16	0-0	0-2	5-5-10	1	4	0	1	16
Radford	02-10-11	32	5-7	0-0	1-2	4-9-13	2	5	1	3	11
High Point	02-12-11	32	2-3	0-0	1-2	2-7-9	1	3	0	2	5
VMI	02-15-11	37	10-17	0-0	2-3	7-9-16	1	3	0	2	22
Iona	02-19-11	37	4-8	0-0	1-7	4-8-12	3	2	1	3	9
Winthrop	02-24-11	30	4-7	0-0	0-0	2-8-10	1	2	0	1	8
Presbyterian College	02-26-11	31	4-9	0-0	5-6	3-4-7	1	2	0	1	13
High Point	03-01-11	37	4-6	0-0	0-0	3-10-13	2	0	1	2	8

## Career Stats

Season	GP	GS	Min	Avg	FG	FGA	Pct	3FG	3FGA	Pct	FT	FTA	Pct	ORB	DRB	TOT	Avg	Asst	TO	Blk	Stl	Pts	Avg
2010-11	32	32	1021	31.9	159	302	.526	0	1	.000	45	80	.563	129	215	344	10.8	43	97	9	57	363	11.3

## 2011-12 Season Notes/Highlights



**# 21**

**Joel Vander Pol**

*6-10, 225, R-So., C*

*Fort Meyers, Fla.*

*Evangelical Christian*

### Career Highs

**Points - 14**

vs. Hampton (12-22-10)

**FG Made - 7**

vs. Hampton (12-22-10)

**FG Attempts - 7**

vs. Hampton (12-22-10)

**FT Made - 6**

vs. High Point (02-12-11)

**FT Attempts - 6 (Three times)**

Most recently, vs. High Point (02-12-11)

**Rebounds - 7**

vs. Charleston Southern (02-05-11)

**Assists - 2**

vs. Virginia Intermont (11-12-10)

**Steals - 1 (Six times)**

Most recently, vs. Randolph (11-11-11)

**Blocks - 3**

vs. Union College (12-28-10)

### Season Highs

**Points - 2**

vs. Randolph (11-11-11)

**FG Made - 1**

vs. Randolph (11-11-11)

**FG Attempts - 3**

vs. Randolph (11-11-11)

**FT Attempts - 2**

vs. Randolph (11-11-11)

**Rebounds - 5**

vs. Randolph (11-11-11)

**Steals - 1**

vs. Randolph (11-11-11)

**Blocks - 1**

vs. Randolph (11-11-11)

**2011 (R-Fr.):** Appeared in 31 contests, starting 16 ... averaged 4.1 points and 3.2 rebounds per game ... third on the team in blocked shots with 21 ... chipped in nine points and three rebounds in a 71-62 victory over William & Mary (12/18) ... finished with a career-high 14 points, while adding six points and two blocks at Hampton (12/22) ... posted eight points and six rebounds versus Gardner-Webb (1/29) ... garnered 10 points and a career-high seven boards in a 70-69 win at Charleston Southern (2/5).

## 2011-12 Game-by-Game

OPPONENT	DATE	MIN	FG-FGA	3FG-FGA	FT-FTA	OFF-DEF-TOT	A	TO	BLK	STL	PTS
No. 19 Texas A&M	11-09-11	18	0-2	0-0	0-0	1-4-5	0	2	0	1	0
Randolph College	11-11-11	16	1-3	0-0	0-2	2-3-5	0	1	1	0	2

## 2010-11 Game-by-Game

OPPONENT	DATE	MIN	FG-FGA	3FG-FGA	FT-FTA	OFF-DEF-TOT	A	TO	BLK	STL	PTS
Virginia Intermont	11-12-10	9	0-2	0-0	1-2	1-0-1	2	0	0	1	1
Notre Dame	11-14-10	6	0-1	0-0	0-0	0-0-0	0	0	0	0	0
UNC Wilmington	11-16-10	5	0-1	0-0	0-0	1-0-1	0	0	0	0	0
Southern Virginia	11-18-10	9	2-3	0-0	1-3	1-3-4	0	1	1	0	5
Texas Tech	11-21-10	9	2-3	0-0	0-2	2-3-5	0	1	1	1	4
USF	11-23-10	12	0-1	0-0	1-2	1-1-2	0	1	0	0	1
Mississippi Valley St.	11-26-10	10	0-0	0-0	0-0	0-1-1	0	1	0	0	0
Chicago St.	11-27-10	6	0-0	0-0	0-0	1-2-3	0	1	1	0	0
Presbyterian College	12-02-10	9	0-2	0-0	2-2	2-1-3	1	1	1	0	2
Winthrop	12-04-10	17	1-2	0-0	1-2	1-2-3	0	1	2	0	3
George Mason	12-11-10	17	2-4	0-0	1-4	1-2-3	0	0	0	0	5
William & Mary	12-18-10	21	4-4	0-0	1-2	1-2-3	0	0	0	1	9
Hampton	12-22-10	24	7-7	0-0	0-0	3-3-6	0	4	2	0	14
Union College	12-28-10	23	2-6	0-0	3-6	3-2-5	0	1	3	1	7
Gardner-Webb	12-31-10	20	0-0	0-0	0-0	0-4-4	0	1	0	0	0
UNC Asheville	01-02-11	20	0-1	0-0	2-4	0-2-2	1	3	2	0	2
Charleston Southern	01-06-11	19	3-6	0-0	0-0	1-2-3	0	0	1	0	6
Coastal Carolina	01-08-11	19	0-2	0-0	2-2	0-2-2	0	3	1	0	2
High Point	01-13-11	14	2-3	0-0	2-2	2-2-4	0	1	1	0	6
Radford	01-15-11	21	2-4	0-0	1-4	2-4-6	0	1	2	0	5
VMI	01-20-11	8	1-3	0-0	0-2	1-1-2	0	1	0	0	2
UNC Asheville	01-27-11	7	0-0	0-0	0-0	0-0-0	0	0	0	0	0
Gardner-Webb	01-29-11	20	2-2	0-0	4-5	4-2-6	1	0	0	0	8
Coastal Carolina	02-03-11	18	2-4	0-0	2-4	1-5-6	0	0	0	0	6
Charleston Southern	02-05-11	28	4-5	0-0	2-3	4-3-7	0	1	2	0	10
Radford	02-10-11	22	1-4	0-0	5-6	0-2-2	0	1	0	1	7
High Point	02-12-11	24	0-3	0-0	6-6	3-2-5	0	0	1	0	6
VMI	02-15-11	18	2-2	0-0	1-2	1-5-6	0	0	0	0	5
Iona	02-19-11	15	2-4	0-0	0-0	1-1-2	0	1	0	0	4
Winthrop	02-24-11	9	1-2	0-0	0-0	1-1-2	0	0	0	0	2
High Point	03-01-11	4	2-2	0-0	0-0	0-0-0	0	0	0	0	4

## Career Stats

Season	GP	GS	Min	Avg	FG	FGA	Pct	3FG	3FGA	Pct	FT	FTA	Pct	ORB	DRB	TOT	Avg	Asst	TO	Blk	Stl	Pts	Avg
2010-11	31	16	463	14.9	44	83	.530	0	0	.000	38	65	.585	39	60	99	3.2	5	25	21	5	126	4.1
2011-12	2	2	34	17.0	1	5	.200	0	0	.000	0	2	.000	3	7	10	5.0	0	3	1	1	2	1.0
<b>TOTAL</b>	<b>33</b>	<b>18</b>	<b>497</b>	<b>15.1</b>	<b>45</b>	<b>88</b>	<b>.511</b>	<b>0</b>	<b>0</b>	<b>.000</b>	<b>38</b>	<b>67</b>	<b>.567</b>	<b>42</b>	<b>67</b>	<b>109</b>	<b>3.3</b>	<b>5</b>	<b>28</b>	<b>22</b>	<b>6</b>	<b>128</b>	<b>3.9</b>



**# 22**

**Tavares Speaks**

*6-4, 185, Jr., G*

*Raleigh, N.C.*

*Green Hope*

*(Cape Fear CC)*

**Season Highs**

- Points - 18**  
vs. Randolph (11-11-11)
- FG Made - 7**  
vs. Randolph (11-11-11)
- FG Attempts - 9**  
vs. Randolph (11-11-11)
- 3FG Attempts - 1**  
vs. No. 19 Texas A&M (11-09-11)
- FT Made - 4**  
vs. Randolph (11-11-11)
- FT Attempts - 6**  
vs. Randolph (11-11-11)
- Rebounds - 2**  
vs. Randolph (11-11-11)
- Assists - 1**  
vs. Randolph (11-11-11)
- Steals - 2**  
vs. Randolph (11-11-11)
- Blocks - 2**  
vs. Randolph (11-11-11)

**2011-12 Season Notes/Highlights**

**Previous School:** Two-year letterwinner at Cape Fear Community College ... coached by former Liberty guard and captain Ryan Mantlo (2003-04) ... two-time all-conference honoree ... first team all-region ... regional player of the year ... JUCO All-America first team member ... two-time regular season champion with the Sea Devils... led Cape Fear to an eighth place finish at the JUCO national tournament.

**Prep:** Three-year letterwinner at Green Hope ... all-freshman team honoree ... helped team reach the third round of the state tournament during his junior season ... first team all-triangle and all-conference member ... led team to independent prep state championship his final season ... all-tournament team member ... named championship MVP.

**2011-12 Game-by-Game**

OPPONENT	DATE	MIN	FG-FGA	3FG-FGA	FT-FTA	OFF-DEF-TOT	A	TO	BLK	STL	PTS
No. 19 Texas A&M	11-09-11	26	3-8	0-1	0-0	0-2-2	0	0	0	0	6
Randolph College	11-11-11	19	7-9	0-0	4-6	0-2-2	1	0	1	2	18

**Career Stats**

Season	GP	GS	Min	Avg	FG	FGA	Pct	3FG	3FGA	Pct	FT	FTA	Pct	ORB	DRB	TOT	Avg	Asst	TO	Blk	Stl	Pts	Avg
2011-12	2	0	45	22.5	10	17	.588	0	1	.000	4	6	.667	0	4	4	2.0	1	0	1	2	24	12.0

## 2011-12 Season Notes/Highlights



**# 23**

**Hart Gliedman**

*6-5, 210, R-Fr., F*

*New York, N. Y.*

*Long Island Lutheran*

### Season Highs

**Points - 4**  
vs. Randolph (11-11-11)  
**FG Made - 2**  
vs. Randolph (11-11-11)  
**FG Attempts - 4**  
vs. Randolph (11-11-11)  
**FT Attempts - 1**  
vs. Randolph (11-11-11)  
**Rebounds - 1**  
vs. Randolph (11-11-11)

**Prep:** Two-year letter winner at Friends Seminary ... two-time all-league selection ... helped his team win the conference his sophomore year ... sat out his junior season upon transferring to Long Island Lutheran (LuHi) ... finished his career as a captain at LuHi his senior year ... 1,000 point scorer during his high school career ... tabbed an all-tournament selection at the New York State Federation Championship Tournament ... named MVP at the Big Apple Tournament, New York City's premier city tournament ... regarded as one of Long Island's Top 10 players ... earned New Balance Academic All-State honors ... won a gold medal the 2007 Maccabi Europe Tournament Summer 2007 in Rome, Italy, squaring off with top European teams.

## 2011-12 Game-by-Game

OPPONENT	DATE	MIN	FG-FGA	3FG-FGA	FT-FTA	OFF-DEF-TOT	A	TO	BLK	STL	PTS
No. 19 Texas A&M	11-09-11	2	0-0	0-0	0-0	0-0-0	0	0	0	0	0
Randolph College	11-11-11	15	2-4	0-0	0-1	0-1-1	0	2	0	0	4

## Career Stats

Season	GP	GS	Min	Avg	FG	FGA	Pct	3FG	3FGA	Pct	FT	FTA	Pct	ORB	DRB	TOT	Avg	Asst	TO	Blk	Stl	Pts	Avg
2011-12	2	0	17	8.5	2	4	.500	0	0	.000	0	1	.000	0	1	1	0.5	0	2	0	0	4	2.0

## 2011-12 Season Notes/Highlights



**# 24**

**Antwan Burrus**

*6-6, 235, Sophomore F  
Winterville, N.C.  
South Central*

**Career Highs**

**Points - 20**

vs. VMI (01-28-10)

**FG Made - 7 (Two times)**

Most recently, vs. UNC Wilmington (11-16-10)

**FG Attempts - 13**

vs. UNC Wilmington (11-16-10)

**3FG Attempts - 1**

vs. UCF (12-29-09)

**FT Made - 8 (Three times)**

Most recently, vs. Gardner-Webb (12-31-10)

**FT Attempts -13**

vs. Gardner-Webb (12-31-10)

**Rebounds - 13**

vs. VMI (01-28-10)

**Assists - 6**

vs. VMI (01-28-10)

**Steals - 2 (Four times)**

Most recently, vs. No. 19 Texas A&M (11-09-11)

**Blocks - 5**

vs. Radford (01-15-11)

**Season Highs**

**Points - 10 (Two times)**

Most recently, vs. Randolph (11-11-11)

**FG Made - 5**

vs. Randolph (11-11-11)

**FG Attempts - 8**

vs. No. 19 Texas A&M (11-09-11)

**FT Made - 2**

vs. No. 19 Texas A&M (11-09-11)

**FT Attempts - 2**

vs. No. 19 Texas A&M (11-09-11)

**Rebounds - 4**

vs. Randolph (11-11-11)

**Assists - 1**

vs. No. 19 Texas A&M (11-09-11)

**Steals - 2**

vs. No. 19 Texas A&M (11-09-11)

**Blocks - 2**

vs. Randolph (11-11-11)

**2011 (So.):** Appeared in all 32 contests for the Flames, starting 14 ... team leader in blocked shots, finishing fifth in the Big South with 40 ... fifth on the team in scoring, averaging 6.5 ppg ... third-leading rebounder with 4.2 rpg ... 10th in the league in offensive rebounds, pulling down 2.3 per game ... recorded double-digit scoring figures in 10 contests ... scored 14 second-half points against UNC Wilmington (11/16) to finish with 16 tallies and eight rebounds ... posted 13 points at Texas Tech (11/21) ... garnered a double-double in a 64-58 win over Mississippi Valley State (11/26), putting up 10 points and 11 rebounds ... finished with 14 points on 6-for-10 shooting in a 67-65 overtime win against Chicago State (11/27) in the South Padre Island Invitational ... tallied 11 points in games against Union College (12/28) and Radford (1/15) ... racked up 13 points and 7 rebounds in a 100-82 win versus VMI (1/20).

### 2011-12 Game-by-Game

OPPONENT	DATE	MIN	FG-FGA	3FG-FGA	FT-FTA	OFF-DEF-TOT	A	TO	BLK	STL	PTS
No. 19 Texas A&M	11-09-11	30	4-8	0-0	2-2	1-2-3	1	1	0	2	10
Randolph College	11-11-11	16	5-5	0-0	0-0	1-3-4	0	1	2	0	10

### 2010-11 Game-by-Game

OPPONENT	DATE	MIN	FG-FGA	3FG-FGA	FT-FTA	OFF-DEF-TOT	A	TO	BLK	STL	PTS
Virginia Intermont	11-12-10	15	3-7	0-0	0-0	3-1-4	0	2	2	2	6
Notre Dame	11-14-10	19	0-3	0-0	0-0	0-1-1	1	2	1	0	0
UNC Wilmington	11-16-10	34	7-13	0-0	2-2	5-3-8	0	1	3	0	16
Southern Virginia	11-18-10	20	3-5	0-0	3-4	4-1-5	0	0	2	0	9
Texas Tech	11-21-10	33	5-12	0-0	3-4	6-2-8	2	0	1	0	13
USF	11-23-10	25	1-5	0-0	0-0	2-2-4	0	0	3	1	2
Mississippi Valley St.	11-26-10	35	3-11	0-0	4-4	5-6-11	0	2	2	0	10
Chicago St.	11-27-10	36	6-10	0-0	2-4	5-1-6	0	3	2	0	14
Presbyterian College	12-02-10	23	1-3	0-0	1-2	1-0-1	0	1	1	1	3
Winthrop	12-04-10	30	3-5	0-0	2-2	2-2-4	0	1	1	0	8
George Mason	12-11-10	26	1-4	0-0	0-1	0-0-0	0	3	0	0	2
William & Mary	12-18-10	19	2-2	0-0	0-0	1-4-5	0	1	1	0	4
Hampton	12-22-10	21	3-5	0-0	0-0	3-2-5	1	1	0	0	6
Union College	12-28-10	14	4-7	0-0	3-4	4-1-5	0	0	1	1	11
Gardner-Webb	12-31-10	32	1-5	0-0	8-13	3-4-7	0	2	2	0	10
UNC Asheville	01-02-11	21	0-2	0-0	2-2	2-2-4	1	2	0	1	2
Charleston Southern	01-06-11	21	3-4	0-0	3-3	1-0-1	0	1	1	0	9
Coastal Carolina	01-08-11	17	0-2	0-0	0-0	1-1-2	0	1	3	1	0
High Point	01-13-11	19	4-4	0-0	0-0	1-5-6	0	3	0	0	8
Radford	01-15-11	22	4-6	0-0	3-4	3-3-6	0	0	5	0	11
VMI	01-20-11	24	6-12	0-0	1-2	3-4-7	1	0	2	0	13
UNC Asheville	01-27-11	33	1-4	0-0	0-0	1-3-4	2	1	1	0	2
Gardner-Webb	01-29-11	16	2-7	0-0	2-5	4-2-6	0	0	0	1	6
Coastal Carolina	02-03-11	13	0-0	0-0	0-0	0-1-1	0	1	0	0	0
Charleston Southern	02-05-11	2	0-0	0-0	0-0	0-0-0	0	0	0	0	0
Radford	02-10-11	22	3-4	0-0	4-4	2-1-3	0	1	2	0	10
High Point	02-12-11	11	0-4	0-0	0-0	2-1-3	0	2	1	0	0
VMI	02-15-11	18	4-6	0-0	2-4	4-1-5	0	3	1	0	10
Iona	02-19-11	15	1-1	0-0	1-2	1-0-1	0	2	0	1	3
Winthrop	02-24-11	25	3-6	0-0	1-3	2-3-5	1	2	1	0	7
Presbyterian College	02-26-11	14	1-1	0-0	1-2	0-2-2	0	3	1	1	3
High Point	03-01-11	29	4-5	0-0	1-1	1-2-3	1	1	0	1	9

### Career Stats

Season	GP	GS	Min	Avg	FG	FGA	Pct	3FG	3FGA	Pct	FT	FTA	Pct	ORB	DRB	TOT	Avg	Asst	TO	Blk	Stl	Pts	Avg
2009-10	29	16	498	17.2	81	156	.519	0	1	.000	40	52	.769	48	71	119	4.1	15	34	28	6	202	7.0
2010-11	32	14	704	22.0	79	165	.479	0	0	.000	49	72	.681	72	61	133	4.2	11	42	40	11	207	6.5
2011-12	2	2	46	23.0	9	11	.692	0	0	.000	2	2	1.000	2	5	7	3.5	1	2	2	2	20	10.0
<b>TOTAL</b>	<b>63</b>	<b>32</b>	<b>1248</b>	<b>19.8</b>	<b>169</b>	<b>334</b>	<b>.506</b>	<b>0</b>	<b>1</b>	<b>.000</b>	<b>91</b>	<b>126</b>	<b>.722</b>	<b>122</b>	<b>137</b>	<b>259</b>	<b>4.1</b>	<b>27</b>	<b>78</b>	<b>70</b>	<b>19</b>	<b>429</b>	<b>6.8</b>



**# 25**

**Jesse Sanders**

6-3, 200, Junior G  
Sugar Land, Texas  
Homeschooled (HCYA)

**Career Highs**

**Points - 25**  
vs. Winthrop (03-02-10)  
**FG Made - 8**  
vs. Winthrop (03-02-10)  
**FG Attempts - 18**  
vs. Winthrop (03-02-10)  
**3FG Made - 2 (Six times)**  
Most recently, vs. High Point (03-01-11)  
**3FG Attempts - 6**  
vs. VMI (02-15-11)  
**FT Made - 13**  
vs. VMI (01-20-11)  
**FT Attempts - 15**  
vs. VMI (01-20-11)  
**Rebounds - 15**  
vs. VMI (01-28-10)  
**Assists - 13**  
vs. VMI (01-20-11)  
**Steals - 4 (Four times)**  
Most recently, vs. UNC Asheville (02-11-10)  
**Blocks - 2 (Two times)**  
Most recently, vs. Presbyterian (02-09-09)

**Season Highs**

**Points - 11**  
vs. Randolph (11-11-11)  
**FG Made - 4**  
vs. Randolph (11-11-11)  
**FG Attempts - 8**  
vs. No. 19 Texas A&M (11-09-11)  
**3FG Attempts - 3**  
vs. No. 19 Texas A&M (11-09-11)  
**FT Made - 4**  
vs. No. 19 Texas A&M (11-09-11)  
**FT Attempts - 46**  
vs. Randolph (11-11-11)  
**Rebounds - 9**  
vs. Randolph (11-11-11)  
**Assists - 9**  
vs. Randolph (11-11-11)  
**Steals - 2**  
vs. Randolph (11-11-11)

**2011-12 Season Notes/Highlights**

**2011 (Jr.):** Started 31 of the Flames 32 contests ... named to the Big South All-Conference First Team and voted 2010-11 Big South Player of the Year ... received Associated Press All-America honorable mention ... also earned Mid-Major All-America honorable mention from Collegehoops.net ... tabbed second team National Association of Basketball Coaches (NABC) All-District and Virginia Sports Information Directors (VaSID) All-State ... led the league in assists with 183 (5.7 apg) ... heads into final season fifth on Liberty's all-time career assist list with 472 helpers ... finished third on the team in scoring (11.3 ppg) ... concluded the season as Liberty's second-leading rebounder (6.0 rpg) ... posted 14 points and 10 rebounds versus Winthrop (12/4) ... chipped in 12 points and six rebounds against George Mason (12/11) ... paced the Flames with 19 points in a 64-62 overtime win at Gardner-Webb (12/31) ... hit two crucial free throws to send contest into overtime, followed by a game-winning jumper in the final four seconds ... led the Flames with 16 points and hit key three-pointer in final 1:30 to give Liberty the 59-55 victory at UNC Asheville (1/2), earning Co-Big South Player of the Week on Jan. 3 for his clutch performances ... recorded his third career triple-double on Jan. 6 with 10 points, 10 rebounds and 10 assists in a 68-54 win versus Charleston Southern ... posted 21 and 20 points respectively in back-to-back games against VMI (1/20) and UNC Asheville (1/27) ... led the Flames with 19 tallies at Winthrop (2/24) ... named to the Big South Presidential Honor Roll.

**2011-12 Game-by-Game**

OPPONENT	DATE	MIN	FG-FGA	3FG-FGA	FT-FTA	OFF-DEF-TOT	A	TO	BLK	STL	PTS
No. 19 Texas A&M	11-09-11	31	2-8	0-3	4-6	3-1-4	9	4	0	0	8
Randolph College	11-11-11	22	4-4	0-0	3-6	4-5-9	8	4	0	2	11

**2010-11 Game-by-Game**

OPPONENT	DATE	MIN	FG-FGA	3FG-FGA	FT-FTA	OFF-DEF-TOT	A	TO	BLK	STL	PTS
Virginia Intermont	11-12-10	31	6-11	0-3	0-0	4-5-9	7	3	0	1	12
Notre Dame	11-14-10	29	2-5	0-2	0-0	1-4-5	5	3	0	0	4
UNC Wilmington	11-16-10	38	1-10	0-2	4-7	4-5-9	8	3	1	3	6
Southern Virginia	11-18-10	24	3-6	0-0	4-4	1-6-7	7	0	0	3	10
Texas Tech	11-21-10	30	1-9	0-2	2-5	2-3-5	7	1	0	2	4
USF	11-23-10	30	2-5	0-0	0-0	1-2-3	5	1	0	1	4
Mississippi Valley St.	11-26-10	27	1-6	0-3	6-9	1-5-6	4	5	1	2	8
Chicago St.	11-27-10	39	4-10	0-2	0-0	2-5-7	7	5	1	0	8
Presbyterian College	12-02-10	33	6-10	0-0	2-2	5-2-7	7	2	0	3	14
Winthrop	12-04-10	34	4-13	0-2	6-7	4-6-10	8	3	0	0	14
George Mason	12-11-10	33	4-7	0-0	4-4	2-4-6	5	2	0	1	12
William & Mary	12-18-10	30	1-3	0-0	7-8	1-2-3	7	1	0	1	9
Hampton	12-22-10	39	1-4	1-1	2-2	1-7-8	5	5	0	1	5
Union College	12-28-10	16	2-2	0-0	1-2	1-2-3	8	2	0	1	5
Gardner-Webb	12-31-10	32	6-9	0-2	7-7	0-5-5	4	3	0	2	19
UNC Asheville	01-02-11	33	6-11	1-2	3-5	1-2-3	3	5	0	1	16
Charleston Southern	01-06-11	37	5-7	0-0	0-1	7-3-10	10	3	0	3	10
Coastal Carolina	01-08-11	38	5-8	1-2	2-4	2-7-9	7	2	0	0	13
High Point	01-13-11	35	3-6	0-1	7-10	2-4-6	4	6	1	1	13
Radford	01-15-11	35	3-9	1-2	0-1	3-4-7	6	6	0	1	7
VMI	01-20-11	36	4-7	0-0	13-15	2-3-5	13	3	0	0	21
UNC Asheville	01-27-11	40	6-11	1-2	7-7	2-2-4	7	3	0	1	20
Gardner-Webb	01-29-11	31	2-8	1-2	6-8	1-7-8	7	3	0	1	11
Coastal Carolina	02-03-11	25	3-10	0-2	4-6	1-1-2	3	3	0	3	10
Charleston Southern	02-05-11	37	3-6	0-0	5-6	1-5-6	5	4	0	0	11
Radford	02-10-11	33	2-9	2-4	7-11	3-3-6	6	1	0	0	13
High Point	02-12-11	33	6-8	1-1	3-4	7-4-11	4	3	0	2	16
VMI	02-15-11	36	3-11	2-6	5-6	2-3-5	4	2	0	1	13
Iona	02-19-11	30	4-9	1-3	4-7	1-2-3	2	3	0	0	13
Winthrop	02-24-11	35	5-9	1-2	8-11	4-2-6	1	6	1	2	19
Presbyterian College	02-26-11	27	2-8	0-3	3-3	1-1-2	1	2	0	0	7
High Point	03-01-11	37	4-10	2-5	5-6	4-1-5	6	2	0	0	15

**Career Stats**

Season	GP	GS	Min	Avg	FG	FGA	Pct	3FG	3FGA	Pct	FT	FTA	Pct	ORB	DRB	TOT	Avg	Asst	TO	Blk	Stl	Pts	Avg
2008-09	32	30	977	30.5	76	148	.514	7	31	.226	63	83	.759	72	95	167	5.2	137	57	6	38	222	6.9
2009-10	31	31	1000	32.3	80	184	.435	13	40	.325	79	117	.675	59	149	208	6.7	152	101	3	42	252	8.1
2010-11	32	31	1043	32.6	110	257	.428	15	56	.268	127	168	.756	74	117	191	6.0	183	96	5	37	362	11.3
2011-12	2	2	53	26.5	6	12	.500	0	3	.000	7	12	.583	7	6	13	6.5	17	8	0	2	19	9.5
<b>TOTAL</b>	<b>97</b>	<b>94</b>	<b>3073</b>	<b>31.7</b>	<b>272</b>	<b>601</b>	<b>.453</b>	<b>35</b>	<b>130</b>	<b>.269</b>	<b>276</b>	<b>380</b>	<b>.726</b>	<b>212</b>	<b>367</b>	<b>579</b>	<b>6.0</b>	<b>488</b>	<b>262</b>	<b>14</b>	<b>119</b>	<b>855</b>	<b>8.8</b>

## 2011-12 Season Notes/Highlights



**# 31**

**Stephen Baird**

6-8, 220, R-Fr., F  
San Antonio, Texas  
Home School

### Season Highs

**Points - 5**  
vs. Randolph (11-11-11)  
**FG Made - 2**  
vs. Randolph (11-11-11)  
**FG Attempts - 5**  
vs. Randolph (11-11-11)  
**3FG Attempts - 3**  
vs. Randolph (11-11-11)  
**FT Made - 1**  
vs. Randolph (11-11-11)  
**FT Attempts - 2**  
vs. Randolph (11-11-11)  
**Rebounds - 2**  
vs. Randolph (11-11-11)  
**Assists - 1**  
vs. Randolph (11-11-11)  
**Steals - 1**  
vs. Randolph (11-11-11)  
**Blocks - 1**  
vs. Randolph (11-11-11)

**2011 (Fr.):** Redshirted ... missed the entire season due to injury.

**Prep:** Part of an AAU team that finished second in nationals ... attended James Madison High School in San Antonio ... instrumental in helping the team win the championship game at the McDonald's Invitational ... helped his team achieve a No. 5 national ranking by ESPN for four consecutive weeks, finishing the year with a 35-2 record ... led his team to the final four of the Texas 5A public schools tournament his sophomore year ... tabbed by Tex Preps Basketball as one of the top players in Texas .... selected first team all-state, consistently leading his teams in rebounds, free throws and assists with numerous double-doubles ... ranked one of the top high school players in the country by ESPN ... chose Liberty over Texas, Texas A&M, Kentucky, TCU, SMU, Stanford, LSU, Utah and Marquette.

### 2011-12 Game-by-Game


OPPONENT	DATE	MIN	FG-FGA	3FG-FGA	FT-FTA	OFF-DEF-TOT	A	TO	BLK	STL	PTS
No. 19 Texas A&M	11-09-11	5	0-3	0-1	0-0	0-0-0	0	0	0	0	0
Randolph College	11-11-11	13	2-5	0-3	1-2	1-1-2	1	1	1	1	5

### Career Stats

Season	GP	GS	Min	Avg	FG	FGA	Pct	3FG	3FGA	Pct	FT	FTA	Pct	ORB	DRB	TOT	Avg	Asst	TO	Blk	Stl	Pts	Avg
2011-12	2	0	18	9.0	2	8	.250	0	4	.000	1	2	.500	1	1	2	1.0	1	1	1	1	5	2.5



## 2011-12 Season Notes/Highlights



**# 33**

**John Caleb Sanders**

*6-0, 175, Freshman G  
Sugar Land, Texas  
Homeschool (HCYA)*

### Career Highs

**Points - 18**

vs. No. 19 Texas A&M (11-09-11)

**FG Made - 6 (Three times)**

Most recently, vs. Randolph (11-11-11)

**FG Attempts - 15**

vs. No. 19 Texas A&M (11-09-11)

**3FG Made - 4 (Three times)**

Most recently, vs. Randolph (11-11-11)

**3FG Attempts - 10**

vs. No. 19 Texas A&M (11-09-11)

**FT Made - 3**

vs. No. 19 Texas A&M (11-09-11)

**FT Attempts - 3 (Two times)**

Most recently, vs. No. 19 Texas A&M

**Rebounds - 4 (Two times)**

Most recently, vs. Randolph (11-11-11)

**Assists - 3 (Two times)**

Most recently, vs. No. 19 Texas A&M

**Steals - 3**

vs. Randolph (11-11-11)

### Season Highs

**Points - 18**

vs. No. 19 Texas A&M (11-09-11)

**FG Made - 6 (Two times)**

Most recently, vs. Randolph (11-11-11)

**FG Attempts - 15**

vs. No. 19 Texas A&M (11-09-11)

**3FG Made - 4**

vs. Randolph (11-11-11)

**3FG Attempts - 10**

vs. No. 19 Texas A&M (11-09-11)

**FT Made - 3**

vs. No. 19 Texas A&M (11-09-11)

**FT Attempts - 3**

vs. No. 19 Texas A&M (11-09-11)

**Rebounds - 4**

vs. Randolph (11-11-11)

**Assists - 3**

vs. No. 19 Texas A&M (11-09-11)

**Steals - 3**

vs. Randolph (11-11-11)

**2011 (Fr.):** Appeared in all 32 contests ... led the Flames in three-point field goal percentage (.340) ... posted 12 points on 4-of-5 shooting from three-point range against Southern Virginia (11/18) ... chipped in 10 points in 64-58 win over Mississippi Valley State (01/26) ... finished with 11 points during Liberty's 70-61 victory over Presbyterian (12/02) ... tallied 10 points against George Mason (12/11) ... posted a career-high 16 points on 6-of-8 shooting against league leader Coastal Carolina (01/08), helping cut a 10-point deficit to two with a three-pointer in the final nine seconds ... earned Big South Freshman of the Week honors for his performance ... recorded nine points in an 83-81 overtime win versus UNC Asheville (01/27) ... added nine points in 65-54 win over High Point (02/12) ... named to the Big South Presidential Honor Roll.

## 2011-12 Game-by-Game

OPPONENT	DATE	MIN	FG-FGA	3FG-FGA	FT-FTA	OFF-DEF-TOT	A	TO	BLK	STL	PTS
No. 19 Texas A&M	11-09-11	26	6-15	3-10	3-3	1-1-2	3	0	0	0	18
Randolph College	11-11-11	24	6-9	4-6	1-2	0-4-4	2	2	0	3	17

## 2010-11 Game-by-Game

OPPONENT	DATE	MIN	FG-FGA	3FG-FGA	FT-FTA	OFF-DEF-TOT	A	TO	BLK	STL	PTS
Virginia Intermont	11-12-10	14	0-5	0-0	0-0	1-1-2	2	0	0	0	0
Notre Dame	11-14-10	10	3-5	3-4	0-0	1-0-1	0	1	0	0	9
UNC Wilmington	11-16-10	9	0-1	0-0	0-2	0-0-0	1	0	0	1	0
Southern Virginia	11-18-10	15	4-5	4-5	0-0	0-3-3	0	0	0	0	12
Texas Tech	11-21-10	12	2-4	2-4	0-0	0-2-2	0	1	0	0	6
USF	11-23-10	19	0-4	0-2	0-0	1-1-2	1	2	0	1	0
Mississippi Valley St.	11-26-10	16	3-8	3-7	1-2	1-1-2	3	2	0	0	10
Chicago St.	11-27-10	15	1-4	0-2	0-0	0-1-1	0	1	0	0	2
Presbyterian College	12-02-10	29	4-11	3-8	0-0	1-1-2	0	2	0	1	11
Winthrop	12-04-10	8	1-3	1-3	0-0	0-0-0	0	1	0	0	3
George Mason	12-11-10	24	3-9	3-8	1-2	2-0-2	0	1	0	0	10
William & Mary	12-18-10	23	1-3	0-2	0-0	0-1-1	0	1	0	0	2
Hampton	12-22-10	12	1-2	1-2	0-0	0-1-1	0	2	0	1	3
Union College	12-28-10	20	2-5	1-4	0-0	1-3-4	1	1	0	2	5
Gardner-Webb	12-31-10	9	0-1	0-1	0-0	0-0-0	1	0	0	0	0
UNC Asheville	01-02-11	8	1-1	1-1	0-0	0-0-0	1	0	0	0	3
Charleston Southern	01-06-11	5	0-3	0-3	0-0	0-1-1	0	1	0	0	0
Coastal Carolina	01-08-11	16	6-8	4-6	0-0	1-2-2	0	0	0	0	16
High Point	01-13-11	5	1-2	0-1	0-0	0-0-0	0	0	0	0	2
Radford	01-15-11	11	0-3	0-3	0-0	0-1-1	1	0	0	1	0
VMI	01-20-11	7	0-0	0-0	0-0	0-0-0	1	0	0	0	0
UNC Asheville	01-27-11	7	3-5	2-4	1-1	0-0-0	0	0	0	0	9
Gardner-Webb	01-29-11	18	0-5	0-4	0-0	0-1-1	1	0	0	1	0
Coastal Carolina	02-03-11	10	0-1	0-1	0-0	0-1-1	1	1	0	0	0
Charleston Southern	02-05-11	4	0-0	0-0	0-0	0-0-0	0	0	0	0	0
Radford	02-10-11	8	1-2	1-2	0-0	0-0-0	0	1	0	1	3
High Point	02-12-11	15	3-6	3-6	0-0	0-2-2	1	1	0	1	9
VMI	02-15-11	11	0-5	0-0	0-0	0-0-0	2	1	0	0	0
Iona	02-19-11	8	0-4	0-3	1-2	0-1-1	0	0	0	0	1
Winthrop	02-24-11	9	1-1	0-0	0-3	0-0-0	1	0	0	0	2
Presbyterian College	02-26-11	4	0-0	0-0	0-0	0-0-0	0	0	0	0	0
High Point	03-01-11	16	3-8	2-7	0-0	0-0-0	1	1	0	0	8

## Career Stats

Season	GP	GS	Min	Avg	FG	FGA	Pct	3FG	3FGA	Pct	FT	FTA	Pct	ORB	DRB	TOT	Avg	Asst	TO	Blk	Stl	Pts	Avg
2010-11	32	0	397	12.4	44	125	.352	34	100	.340	4	12	.333	8	24	32	1.0	20	20	0	10	126	3.9
2011-12	2	1	50	25.0	12	24	.500	7	16	.438	4	5	.800	1	5	6	3.0	5	2	0	3	35	17.5
<b>TOTAL</b>	<b>34</b>	<b>1</b>	<b>447</b>	<b>13.1</b>	<b>56</b>	<b>149</b>	<b>.376</b>	<b>41</b>	<b>116</b>	<b>.353</b>	<b>8</b>	<b>17</b>	<b>.471</b>	<b>9</b>	<b>29</b>	<b>38</b>	<b>1.1</b>	<b>25</b>	<b>22</b>	<b>0</b>	<b>13</b>	<b>161</b>	<b>4.7</b>

## 2011-12 Season Notes/Highlights



**# 42**

**Sommy Ogukwe**

*6-7, 215, Freshman F*

*Abuja, Nigeria*

*Bethel Christian Academy*

**Career Highs**

**Points - 4 (Two times)**

Most recently, vs. Presbyterian College  
(02-26-11)

**FG Made - 2 (Two times)**

Most recently, vs. Presbyterian College  
(02-26-11)

**FG Attempts - 4**

vs. Virginia Intermont (11-12-10)

**FT Made - 1 (Three times)**

Most recently, vs. Charleston Southern  
(02-05-11)

**FT Attempts - 2 (Six times)**

Most recently, vs. Winthrop (02-24-11)

**Rebounds - 7**

vs. Virginia Intermont (11-12-10)

**Assists - 1**

vs. Union College (12-28-10)

**Steals - 1 (Four times)**

Most recently, vs. Presbyterian College  
(02-26-11)

**Blocks - 3 (Two times)**

Most recently, vs. Winthrop  
(02-24-11)

**2011 (Fr.):** Appeared in 30 contests for the Flames, starting in games at Notre Dame (11/14) and UNC Wilmington (11/16) ... posted three points and seven rebounds in his Liberty debut against Virginia Intermont (11/12) ... grabbed six rebounds against Southern Virginia (11/18) ... recorded four points and six rebounds in eight minutes during the Flames' 66-60 win at High Point (1/13) ... played a season-high 24 minutes at Presbyterian College (2/26), chipping in four points and four rebounds.

### 2010-11 Game-by-Game

OPPONENT	DATE	MIN	FG-FGA	3FG-FGA	FT-FTA	OFF-DEF-TOT	A	TO	BLK	STL	PTS
Virginia Intermont	11-12-10	18	1-4	0-0	1-2	5-2-7	0	1	0	0	3
Notre Dame	11-14-10	12	1-2	0-0	0-2	0-3-3	0	0	0	0	2
UNC Wilmington	11-16-10	7	0-0	0-0	0-0	0-0-0	0	0	0	0	0
Southern Virginia	11-18-10	17	1-3	0-0	0-0	4-2-6	0	4	2	1	2
Texas Tech	11-21-10	2	0-0	0-0	0-0	0-0-0	0	0	0	0	0
USF	11-23-10	5	0-0	0-0	0-0	0-2-2	0	0	0	0	0
Mississippi Valley St.	11-26-10	3	0-0	0-0	0-0	0-2-2	0	0	0	0	0
Chicago St.	11-27-10	5	0-0	0-0	0-0	0-1-1	0	1	1	0	0
Presbyterian College	12-02-10	3	0-1	0-0	0-0	1-1-2	0	1	0	0	0
Winthrop	12-04-10	5	0-0	0-0	0-0	0-0-0	0	0	1	0	0
George Mason	12-11-10	5	0-0	0-0	0-0	0-0-0	0	0	0	0	0
William & Mary	12-18-10	4	0-0	0-0	0-0	0-1-1	0	1	1	0	0
Hampton	12-22-10	1	0-0	0-0	0-0	0-0-0	0	0	0	0	0
Union College	12-28-10	11	1-1	0-0	1-2	0-3-3	1	0	1	0	3
UNC Asheville	01-02-11	1	0-0	0-0	0-0	0-1-1	0	0	1	0	0
Coastal Carolina	01-08-11	7	0-1	0-0	0-0	0-1-1	0	0	3	0	0
High Point	01-13-11	8	2-3	0-0	0-0	4-2-6	0	2	0	0	4
Radford	01-15-11	8	0-0	0-0	0-0	0-1-1	0	1	0	0	0
VMI	01-20-11	7	1-2	0-0	0-0	0-2-2	0	0	1	0	2
UNC Asheville	01-27-11	6	0-0	0-0	0-0	0-0-0	0	1	0	1	0
Gardner-Webb	01-29-11	7	1-2	0-0	0-0	1-2-3	0	0	2	0	2
Coastal Carolina	02-03-11	7	0-0	0-0	0-0	0-1-1	0	1	1	1	0
Charleston Southern	02-05-11	9	0-0	0-0	1-2	0-2-2	0	1	0	0	1
Radford	02-10-11	1	0-0	0-0	0-0	0-0-0	0	0	0	0	0
High Point	02-12-11	6	0-0	0-0	0-0	0-2-2	0	0	1	0	0
VMI	02-15-11	4	1-2	0-0	0-2	2-0-2	0	1	0	0	2
Iona	02-19-11	8	1-1	0-0	0-0	1-0-1	0	0	1	0	2
Winthrop	02-24-11	15	1-3	0-0	0-2	1-4-5	0	0	3	0	2
Presbyterian College	02-26-11	24	2-3	0-0	0-1	1-3-4	0	1	2	1	4
High Point	03-01-11	7	1-1	0-0	0-1	1-1-2	0	1	1	0	2

### Career Stats

Season	GP	GS	Min	Avg	FG	FGA	Pct	3FG	3FGA	Pct	FT	FTA	Pct	ORB	DRB	TOT	Avg	Asst	TO	Blk	Stl	Pts	Avg
2010-11	30	2	223	7.4	14	29	.483	0	0	.000	3	14	.214	21	39	60	2.0	1	17	22	4	31	1.0

2011-12 Liberty Men's Basketball  
 Liberty Combined Team Statistics (as of Nov 13, 2011)  
 All games

RECORD:	OVERALL	HOME	AWAY	NEUTRAL
ALL GAMES	1-1	1-0	0-1	0-0
CONFERENCE	0-0	0-0	0-0	0-0
NON-CONFERENCE	1-1	1-0	0-1	0-0

##	Player	gp-gs	min	avg	Total		3-Point		F-Throw		Rebounds				pf	dq	a	to	blk	stl	pts	avg
					fg-fga	fg%	3fg-fga	3fg%	ft-fta	ft%	off	def	tot	avg								
33	SANDERS, John Caleb	2-1	50	25.0	12-24	.500	7-16	.438	4-5	.800	1	5	6	3.0	3	0	5	2	0	3	35	17.5
22	SPEAKS, Tavares	2-0	45	22.5	10-17	.588	0-1	.000	4-6	.667	0	4	4	2.0	6	0	1	0	1	2	24	12.0
24	BURRUS, Antwan	2-2	46	23.0	9-13	.692	0-0	.000	2-2	1.000	2	5	7	3.5	7	0	1	2	2	2	20	10.0
25	SANDERS, Jesse	2-2	53	26.5	6-12	.500	0-3	.000	7-12	.583	7	6	13	6.5	4	0	17	8	0	2	19	9.5
14	MINAYA, David	2-2	51	25.5	7-24	.292	1-4	.250	3-4	.750	2	4	6	3.0	3	0	2	3	0	0	18	9.0
31	BAIRD, Stephen	2-0	18	9.0	2-8	.250	0-4	.000	1-2	.500	1	1	2	1.0	5	0	1	1	1	1	5	2.5
02	PHILLIPS, Chene	2-1	41	20.5	1-7	.143	0-3	.000	3-4	.750	1	11	12	6.0	4	0	5	2	0	2	5	2.5
15	LAYER, Ethan	2-0	14	7.0	2-5	.400	1-3	.333	0-0	.000	0	0	0	0.0	1	0	1	2	0	1	5	2.5
23	GLIEDMAN, Hart	2-0	17	8.5	2-4	.500	0-0	.000	0-1	.000	0	1	1	0.5	1	0	0	2	0	0	4	2.0
05	ASSINESI, Kelly	2-0	17	8.5	1-3	.333	1-2	.500	0-0	.000	0	0	0	0.0	2	0	1	1	0	0	3	1.5
21	VANDER POL, Joel	2-2	34	17.0	1-5	.200	0-0	.000	0-2	.000	3	7	10	5.0	5	0	0	3	1	1	2	1.0
11	SMITH, Andrew	2-0	11	5.5	0-0	.000	0-0	.000	0-0	.000	0	0	0	0.0	0	0	1	0	0	0	0	0.0
01	HOYT, Tanner	1-0	3	3.0	0-0	.000	0-0	.000	0-0	.000	0	1	1	1.0	1	0	0	0	0	0	0	0.0
Team											5	4	9				1					
Total.....		2	400		53-122	.434	10-36	.278	24-38	.632	22	49	71	35.5	42	0	35	27	5	14	140	70.0
Opponents.....		2	400		53-102	.520	8-22	.364	25-42	.595	10	55	65	32.5	34	-	29	33	6	12	139	69.5

TEAM STATISTICS	LIBERTY	OPP	Date	Opponent	Score	Att.
SCORING	140	139	11-09-11	at Texas A&M	L 59-81	6118
Points per game	70.0	69.5	11-11-11	RANDOLPH COLLEGE	w 81-58	2331
Scoring margin	+0.5	-	* - Conference game			
FIELD GOALS-ATT	53-122	53-102				
Field goal pct	.434	.520				
3 POINT FG-ATT	10-36	8-22				
3-point FG pct	.278	.364				
3-pt FG made per game	5.0	4.0				
FREE THROWS-ATT	24-38	25-42				
Free throw pct	.632	.595				
F-Throws made per game	12.0	12.5				
REBOUNDS	71	65				
Rebounds per game	35.5	32.5				
Rebounding margin	+3.0	-				
ASSISTS	35	29				
Assists per game	17.5	14.5				
TURNOVERS	27	33				
Turnovers per game	13.5	16.5				
Turnover margin	+3.0	-				
Assist/turnover ratio	1.3	0.9				
STEALS	14	12				
Steals per game	7.0	6.0				
BLOCKS	5	6				
Blocks per game	2.5	3.0				
ATTENDANCE	2331	6118				
Home games-Avg/Game	1-2331	1-6118				
Neutral site-Avg/Game	-	0-0				

Score by Periods	1st	2nd	Totals
Liberty	58	82	140
Opponents	60	79	139

2011-12 Liberty Men's Basketball  
LIBERTY Team Game-by-Game Comparison (as of Nov 12, 2011)  
All games

Opponent	1st	2nd	Score	Mar	Total FG	FG Pct	3-Pointers	3FG Pct	Free Throws	FT Pct	Rebounds	Assist	T/Over	Block	Steal	Fouls
Texas A&M	14/37	45/44	59-81	(22)	21-63/34-52	.333/.654	5-21/1-7	.238/.143	12-15/12-22	.800/.545	29/39 (10)	16/21	10/13	0/4	4/4	21/17
RANDOLPH COLLEGE	44/23	37/35	81-58	+23	32-59/19-50	.542/.380	5-15/7-15	.333/.467	12-23/13-20	.522/.650	42/26 +16	19/8	17/20	5/2	10/8	21/17

Note: Game totals are displayed in the format TEAM/OPPONENT for each category

2011-12 Liberty Men's Basketball  
 Liberty Player High/Low Analysis (as of Nov 13, 2011)  
 All games

Liberty - I N D I V I D U A L G A M E H I G H S

Points	18		SPEAKS, Tavares vs Randolph College (11-11-11)
	18		SANDERS, John Caleb at Texas A&M (11-09-11)
	17		SANDERS, John Caleb vs Randolph College (11-11-11)
	14		MINAYA, David at Texas A&M (11-09-11)
	11		SANDERS, Jesse vs Randolph College (11-11-11)
Field Goals Made	7		SPEAKS, Tavares vs Randolph College (11-11-11)
	6		SANDERS, John Caleb vs Randolph College (11-11-11)
	6		SANDERS, John Caleb at Texas A&M (11-09-11)
Field Goal Att.	15		SANDERS, John Caleb at Texas A&M (11-09-11)
	14		MINAYA, David at Texas A&M (11-09-11)
FG Pct (min 5 made)	1.000	(5-5)	BURRUS, Antwan vs Randolph College (11-11-11)
	.778	(7-9)	SPEAKS, Tavares vs Randolph College (11-11-11)
3-Point FG Made	4		SANDERS, John Caleb vs Randolph College (11-11-11)
	3		SANDERS, John Caleb at Texas A&M (11-09-11)
3-Point FG Att.	10		SANDERS, John Caleb at Texas A&M (11-09-11)
	6		SANDERS, John Caleb vs Randolph College (11-11-11)
3-Pt FG Pct (min 2 made)	.667	(4-6)	SANDERS, John Caleb vs Randolph College (11-11-11)
	.300	(3-10)	SANDERS, John Caleb at Texas A&M (11-09-11)
Free Throws Made	4		SPEAKS, Tavares vs Randolph College (11-11-11)
	4		SANDERS, Jesse at Texas A&M (11-09-11)
Free Throw Att.	6		SPEAKS, Tavares vs Randolph College (11-11-11)
	6		SANDERS, Jesse vs Randolph College (11-11-11)
	6		SANDERS, Jesse at Texas A&M (11-09-11)
FT Pct (min 3 made)	1.000	(3-3)	SANDERS, John Caleb at Texas A&M (11-09-11)
	.750	(3-4)	PHILLIPS, Chene vs Randolph College (11-11-11)
	.750	(3-4)	MINAYA, David at Texas A&M (11-09-11)
Rebounds	9		SANDERS, Jesse vs Randolph College (11-11-11)
	7		PHILLIPS, Chene vs Randolph College (11-11-11)
Assists	9		SANDERS, Jesse at Texas A&M (11-09-11)
	8		SANDERS, Jesse vs Randolph College (11-11-11)
Steals	3		SANDERS, John Caleb vs Randolph College (11-11-11)
	2		SANDERS, Jesse vs Randolph College (11-11-11)
	2		SPEAKS, Tavares vs Randolph College (11-11-11)
	2		BURRUS, Antwan at Texas A&M (11-09-11)
Blocked Shots	2		BURRUS, Antwan vs Randolph College (11-11-11)
	1		VANDER POL, Joel vs Randolph College (11-11-11)
	1		BAIRD, Stephen vs Randolph College (11-11-11)
	1		SPEAKS, Tavares vs Randolph College (11-11-11)
Turnovers	4		SANDERS, Jesse vs Randolph College (11-11-11)
	4		SANDERS, Jesse at Texas A&M (11-09-11)
Fouls	4		VANDER POL, Joel at Texas A&M (11-09-11)
	4		BURRUS, Antwan at Texas A&M (11-09-11)

2011-12 Liberty Men's Basketball  
 Liberty Opponent High/Low Analysis (as of Nov 13, 2011)  
 All games

OPPONENT INDIVIDUAL GAME HIGHS

Points	20		Turner, Ray at Texas A&M (11-09-11)
	16		Turner, Elston at Texas A&M (11-09-11)
	15		DESGAIN, Zach vs Randolph College (11-11-11)
	15		EHILEGBU, Mike vs Randolph College (11-11-11)
	14		Loubeau, David at Texas A&M (11-09-11)
Field Goals Made	9		Turner, Ray at Texas A&M (11-09-11)
	6		Turner, Elston at Texas A&M (11-09-11)
	6		Loubeau, David at Texas A&M (11-09-11)
Field Goal Att.	12		WOODS-MORROW, Derrick vs Randolph College (11-11-11)
	11		Turner, Elston at Texas A&M (11-09-11)
	11		Turner, Ray at Texas A&M (11-09-11)
FG Pct (min 5 made)	.818	(9-11)	Turner, Ray at Texas A&M (11-09-11)
	.667	(6-9)	Loubeau, David at Texas A&M (11-09-11)
3-Point FG Made	2		BATTAGLIA, Chris vs Randolph College (11-11-11)
	2		EHILEGBU, Mike vs Randolph College (11-11-11)
	2		DESGAIN, Zach vs Randolph College (11-11-11)
3-Point FG Att.	5		BATTAGLIA, Chris vs Randolph College (11-11-11)
	4		EHILEGBU, Mike vs Randolph College (11-11-11)
	4		DESGAIN, Zach vs Randolph College (11-11-11)
3-Pt FG Pct (min 2 made)	.500	(2-4)	EHILEGBU, Mike vs Randolph College (11-11-11)
	.500	(2-4)	DESGAIN, Zach vs Randolph College (11-11-11)
Free Throws Made	5		DESGAIN, Zach vs Randolph College (11-11-11)
	4		Turner, Elston at Texas A&M (11-09-11)
Free Throw Att.	6		Roberson, Kourtney at Texas A&M (11-09-11)
	5		DESGAIN, Zach vs Randolph College (11-11-11)
	5		THOMAS, Julius vs Randolph College (11-11-11)
FT Pct (min 3 made)	1.000	(5-5)	DESGAIN, Zach vs Randolph College (11-11-11)
	1.000	(4-4)	Turner, Elston at Texas A&M (11-09-11)
Rebounds	6		Davis, Keith at Texas A&M (11-09-11)
	6		Turner, Elston at Texas A&M (11-09-11)
	6		Turner, Ray at Texas A&M (11-09-11)
Assists	6		Branch, Jamal at Texas A&M (11-09-11)
	4		Harris, Dash at Texas A&M (11-09-11)
	4		Turner, Elston at Texas A&M (11-09-11)
Steals	2		DESGAIN, Zach vs Randolph College (11-11-11)
	2		EHILEGBU, Mike vs Randolph College (11-11-11)
	2		WOODS-MORROW, Derrick vs Randolph College (11-11-11)
	2		Turner, Elston at Texas A&M (11-09-11)
Blocked Shots	2		Roberson, Kourtney at Texas A&M (11-09-11)
	1		BATTAGLIA, Chris vs Randolph College (11-11-11)
	1		WOODS-MORROW, Derrick vs Randolph College (11-11-11)
	1		Turner, Elston at Texas A&M (11-09-11)
	1		Davis, Keith at Texas A&M (11-09-11)
Turnovers	6		EHILEGBU, Mike vs Randolph College (11-11-11)
	5		DESGAIN, Zach vs Randolph College (11-11-11)
	5		SHIFLETT, Dylan vs Randolph College (11-11-11)
Fouls	4		WOODS-MORROW, Derrick vs Randolph College (11-11-11)
	4		EHILEGBU, Mike vs Randolph College (11-11-11)
	4		SHIFLETT, Dylan vs Randolph College (11-11-11)

2011-12 Liberty Men's Basketball  
 Liberty Team High/Low Analysis (as of Nov 13, 2011)  
 All games

Liberty - TEAM GAME HIGHS

POINTS	81		RANDOLPH COLLEGE (11-11-11)
	59		at Texas A&M (11-09-11)
FIELD GOALS MADE	32		RANDOLPH COLLEGE (11-11-11)
	21		at Texas A&M (11-09-11)
FIELD GOAL ATTEMPTS	63		at Texas A&M (11-09-11)
	59		RANDOLPH COLLEGE (11-11-11)
FIELD GOAL PERCENTAGE	.542	(32-59)	RANDOLPH COLLEGE (11-11-11)
	.333	(21-63)	at Texas A&M (11-09-11)
3 PT FIELD GOALS MADE	5		RANDOLPH COLLEGE (11-11-11)
	5		at Texas A&M (11-09-11)
3 PT FG ATTEMPTS	21		at Texas A&M (11-09-11)
	15		RANDOLPH COLLEGE (11-11-11)
3 PT FG PERCENTAGE	.333	(5-15)	RANDOLPH COLLEGE (11-11-11)
	.238	(5-21)	at Texas A&M (11-09-11)
FREE THROWS MADE	12		RANDOLPH COLLEGE (11-11-11)
	12		at Texas A&M (11-09-11)
FREE THROW ATTEMPTS	23		RANDOLPH COLLEGE (11-11-11)
	15		at Texas A&M (11-09-11)
FREE THROW PERCENTAGE	.800	(12-15)	at Texas A&M (11-09-11)
	.522	(12-23)	RANDOLPH COLLEGE (11-11-11)
REBOUNDS	42		RANDOLPH COLLEGE (11-11-11)
	29		at Texas A&M (11-09-11)
ASSISTS	19		RANDOLPH COLLEGE (11-11-11)
	16		at Texas A&M (11-09-11)
STEALS	10		RANDOLPH COLLEGE (11-11-11)
	4		at Texas A&M (11-09-11)
BLOCKED SHOTS	5		RANDOLPH COLLEGE (11-11-11)
TURNOVERS	17		RANDOLPH COLLEGE (11-11-11)
	10		at Texas A&M (11-09-11)
FOULS	21		RANDOLPH COLLEGE (11-11-11)
	21		at Texas A&M (11-09-11)

2011-12 Liberty Men's Basketball  
 Liberty High/Low Analysis (as of Nov 13, 2011)  
 All games

Opponent - GAME HIGHS

POINTS	81		at Texas A&M (11-09-11)
	58		RANDOLPH COLLEGE (11-11-11)
FIELD GOALS MADE	34		at Texas A&M (11-09-11)
	19		RANDOLPH COLLEGE (11-11-11)
FIELD GOAL ATTEMPTS	52		at Texas A&M (11-09-11)
	50		RANDOLPH COLLEGE (11-11-11)
FIELD GOAL PERCENTAGE	.654	(34-52)	at Texas A&M (11-09-11)
	.380	(19-50)	RANDOLPH COLLEGE (11-11-11)
3 PT FIELD GOALS MADE	7		RANDOLPH COLLEGE (11-11-11)
	1		at Texas A&M (11-09-11)
3 PT FG ATTEMPTS	15		RANDOLPH COLLEGE (11-11-11)
	7		at Texas A&M (11-09-11)
3 PT FG PERCENTAGE	.467	(7-15)	RANDOLPH COLLEGE (11-11-11)
	.143	(1-7)	at Texas A&M (11-09-11)
FREE THROWS MADE	13		RANDOLPH COLLEGE (11-11-11)
	12		at Texas A&M (11-09-11)
FREE THROW ATTEMPTS	22		at Texas A&M (11-09-11)
	20		RANDOLPH COLLEGE (11-11-11)
FREE THROW PERCENTAGE	.650	(13-20)	RANDOLPH COLLEGE (11-11-11)
	.545	(12-22)	at Texas A&M (11-09-11)
REBOUNDS	39		at Texas A&M (11-09-11)
	26		RANDOLPH COLLEGE (11-11-11)
ASSISTS	21		at Texas A&M (11-09-11)
	8		RANDOLPH COLLEGE (11-11-11)
STEALS	8		RANDOLPH COLLEGE (11-11-11)
	4		at Texas A&M (11-09-11)
BLOCKED SHOTS	4		at Texas A&M (11-09-11)
	2		RANDOLPH COLLEGE (11-11-11)
TURNOVERS	20		RANDOLPH COLLEGE (11-11-11)
	13		at Texas A&M (11-09-11)
FOULS	17		RANDOLPH COLLEGE (11-11-11)
	17		at Texas A&M (11-09-11)



2011-12 Liberty Men's Basketball  
 Liberty High/Low Analysis (as of Nov 13, 2011)  
 All games

Liberty - GAME LOWS

POINTS	59		at Texas A&M (11-09-11)
	81		RANDOLPH COLLEGE (11-11-11)
FIELD GOALS MADE	21		at Texas A&M (11-09-11)
	32		RANDOLPH COLLEGE (11-11-11)
FIELD GOAL ATTEMPTS	59		RANDOLPH COLLEGE (11-11-11)
	63		at Texas A&M (11-09-11)
FIELD GOAL PERCENTAGE	.333	(21-63)	at Texas A&M (11-09-11)
	.542	(32-59)	RANDOLPH COLLEGE (11-11-11)
3 PT FIELD GOALS MADE	5		at Texas A&M (11-09-11)
	5		RANDOLPH COLLEGE (11-11-11)
3 PT FG ATTEMPTS	15		RANDOLPH COLLEGE (11-11-11)
	21		at Texas A&M (11-09-11)
3 PT FG PERCENTAGE	.238	(5-21)	at Texas A&M (11-09-11)
	.333	(5-15)	RANDOLPH COLLEGE (11-11-11)
FREE THROWS MADE	12		at Texas A&M (11-09-11)
	12		RANDOLPH COLLEGE (11-11-11)
FREE THROW ATTEMPTS	15		at Texas A&M (11-09-11)
	23		RANDOLPH COLLEGE (11-11-11)
FREE THROW PERCENTAGE	.522	(12-23)	RANDOLPH COLLEGE (11-11-11)
	.800	(12-15)	at Texas A&M (11-09-11)
REBOUNDS	29		at Texas A&M (11-09-11)
	42		RANDOLPH COLLEGE (11-11-11)
ASSISTS	16		at Texas A&M (11-09-11)
	19		RANDOLPH COLLEGE (11-11-11)
STEALS	4		at Texas A&M (11-09-11)
	10		RANDOLPH COLLEGE (11-11-11)
BLOCKED SHOTS	0		at Texas A&M (11-09-11)
	5		RANDOLPH COLLEGE (11-11-11)
TURNOVERS	10		at Texas A&M (11-09-11)
	17		RANDOLPH COLLEGE (11-11-11)
FOULS	21		at Texas A&M (11-09-11)
	21		RANDOLPH COLLEGE (11-11-11)

2011-12 Liberty Men's Basketball  
 Liberty High/Low Analysis (as of Nov 13, 2011)  
 All games

Opponent - GAME LOWS

POINTS	58		RANDOLPH COLLEGE (11-11-11)
	81		at Texas A&M (11-09-11)
FIELD GOALS MADE	19		RANDOLPH COLLEGE (11-11-11)
	34		at Texas A&M (11-09-11)
FIELD GOAL ATTEMPTS	50		RANDOLPH COLLEGE (11-11-11)
	52		at Texas A&M (11-09-11)
FIELD GOAL PERCENTAGE	.380	(19-50)	RANDOLPH COLLEGE (11-11-11)
	.654	(34-52)	at Texas A&M (11-09-11)
3 PT FIELD GOALS MADE	1		at Texas A&M (11-09-11)
	7		RANDOLPH COLLEGE (11-11-11)
3 PT FG ATTEMPTS	7		at Texas A&M (11-09-11)
	15		RANDOLPH COLLEGE (11-11-11)
3 PT FG PERCENTAGE	.143	(1-7)	at Texas A&M (11-09-11)
	.467	(7-15)	RANDOLPH COLLEGE (11-11-11)
FREE THROWS MADE	12		at Texas A&M (11-09-11)
	13		RANDOLPH COLLEGE (11-11-11)
FREE THROW ATTEMPTS	20		RANDOLPH COLLEGE (11-11-11)
	22		at Texas A&M (11-09-11)
FREE THROW PERCENTAGE	.545	(12-22)	at Texas A&M (11-09-11)
	.650	(13-20)	RANDOLPH COLLEGE (11-11-11)
REBOUNDS	26		RANDOLPH COLLEGE (11-11-11)
	39		at Texas A&M (11-09-11)
ASSISTS	8		RANDOLPH COLLEGE (11-11-11)
	21		at Texas A&M (11-09-11)
STEALS	4		at Texas A&M (11-09-11)
	8		RANDOLPH COLLEGE (11-11-11)
BLOCKED SHOTS	2		RANDOLPH COLLEGE (11-11-11)
	4		at Texas A&M (11-09-11)
TURNOVERS	13		at Texas A&M (11-09-11)
	20		RANDOLPH COLLEGE (11-11-11)
FOULS	17		at Texas A&M (11-09-11)
	17		RANDOLPH COLLEGE (11-11-11)