

**2011-12 Liberty
Men's Basketball
Quick Facts**

General Information

Name of School..... Liberty University
City/Zip Lynchburg, Va. 24502
Founded 1971
Enrollment 12,200
Nickname..... Flames
School Colors Red, White & Blue
Home Arena..... Vines Center
Capacity..... 8,085
Affiliation NCAA Division I
Conference..... Big South
Founder Dr. Jerry Falwell
Chancellor Jerry Falwell, Jr.
Director of Athletics..... Jeff Barber
Athletics Dept. Phone..... (434) 582-2100

Men's Basketball Information

Head Coach..... Dale Layer
Alma Mater Eckerd, '80
Record at School 36-36 (Third Year)
Career Record..... 306-229 (19th Year)
Assistant Coaches
...Jason Eaker (Texas-Pan American, '04)
.....Matt Olinger (Liberty, '08)
..... Brian Joyce (Oklahoma Christian, '95)
Certified Athletic Trainer
..... Aaron Schreiner (Taylor, '02)

History

First Season of Basketball..... 1972-73
All-Time Record 560-591
NCAA Tournament Appearances..... 2
Last NCAA Appearance 2004
Opponent..... St. Joseph's
Result L/82-63 (First Round)
Final/Highest Ranking N/A
Final 2010-11 Record 19-13
Conference Record/Finish..... 13-5/2nd
Starters Returning/Lost..... 4/1
Letterwinners Returning/Lost..... 6/1
Newcomers..... 6

Athletics Communications Info.

Asst. AD - Communications
..... Todd Wetmore
SID Office Phone (434) 582-2292
Cell Phone (434) 841-8974
Email Address..... twetmore@liberty.edu
Assoc. Director Ryan Bomberger
Cell Phone (434) 221-5576
Email Address... rbomberger@liberty.edu
Asst. Director Paul Carmany
Cell Phone (434) 221-5575
Email Address..... pjcarmany@liberty.edu
Asst. Director Eric Brown
Cell Phone (434) 221-8817
Email Address..... eqbrown@liberty.edu
Asst. Director Joe Carmany
Cell Phone (434) 534-4325
Email Address..... jacarmany@liberty.edu
MBB Contact Eric Brown
Ath. Comm. Fax..... (434) 582-2076
Website..... LibertyFlames.com

Media Information

Radio

Station WRVL (88.3 FM)
Play-By-Play Alan York

Television

Station Flames Sports Network
Play-By-Play Ray Jones
Color Tim Scarborough

Game No. 10 - Dec. 6, 2011



**UNC Wilmington
SEAHAWKS
(1-5, 0-0 CAA)**

at



**Liberty FLAMES
(2-7, 0-2 Big South)
Lynchburg, Va. - Vines Center - 7 p.m.**

The Game

The Liberty men's basketball team looks to bounce back from a six-game losing skid, playing host to UNC Wilmington of the Colonial Athletic Association (CAA) on Tuesday. The Seahawks enter the matchup 1-5 on the year, picking up their first win of the season on Saturday in a 63-54 road win over Illinois State.

The Flames hope to avenge last season's loss to the Seahawks on Nov. 16, 2010, a 69-64 overtime defeat inside UNC Wilmington's Trask Coliseum. After being down by 17 in the first half, Liberty rallied in the second to take an eight-point lead before heading into the extra period with the Seahawks.

Game time for the rematch inside the Vines Center is slated for 7 p.m.

Recent Results

Playing its third straight contest on the road, the Liberty men's basketball team stepped into Kimbel Arena, Saturday afternoon, to take on Big South preseason No. 2 pick, Coastal Carolina. The Flames hung with the Chanticleers for the majority of the matchup, but the home team managed to pull away down the stretch to earn the 78-68 victory.

With its sixth straight defeat, Liberty falls to 2-7 on the season and 0-2 in Big South play. Coastal Carolina improves to 7-1 overall and 2-0 in conference action.

Chris Gradnigo paced the Chanticleers with 23 points on 8-for-16 shooting from the field and 5-for-9 shooting from behind the three-point arc. Tavares Speaks netted 11 second-half points to lead the Flames with 15.

Watch and Listen to the Flames

Liberty's clash with the Seahawks will be broadcast live on the Liberty Channel. Ray Jones will serve as the play-by-play announcer, while Tim Scarborough will handle color commentary. The game will also be video streamed live on the Big South Network.

There will be a Flames Sports Network radio broadcast (flagship WRVL 88.3 FM) for Tuesday's contest, with Alan York providing the play-by-play. In addition to the radio broadcast, an Internet audio broadcast on LibertyFlames.com will be available.

Liberty's Probable Starters

| No. | Name | Pos. | Ht. | Wt. | Yr. | PPG | RPG | Other Stats |
|-----|--------------------|------|-----|-----|-------|------|-----|-------------|
| 25 | Jesse Sanders | G | 6-3 | 200 | Sr. | 11.2 | 7.4 | 7.6 apg |
| 33 | John Caleb Sanders | G | 6-0 | 180 | So. | 11.2 | 2.3 | 15 3FG Made |
| 22 | Tavares Speaks | G | 6-4 | 185 | Jr. | 11.8 | 2.4 | 48.4 FG% |
| 14 | David Minaya | F | 6-6 | 205 | R-Sr. | 12.6 | 4.4 | 40.9 FG% |
| 24 | Antwan Burrus | F | 6-6 | 220 | Jr. | 9.2 | 6.0 | 49.3 FG% |

Reserves

| | | | | | | | | |
|----|-----------------|---|------|-----|-------|-----|-----|-----------|
| 1 | Tanner Hoyt | G | 6-6 | 185 | Sr. | 0.0 | 0.5 | -- |
| 2 | Chene Phillips | G | 6-2 | 170 | So. | 3.0 | 3.7 | 81.3 FT% |
| 5 | Kelly Assinesi | G | 6-0 | 170 | Fr. | 0.4 | 0.0 | -- |
| 11 | Andrew Smith | F | 6-9 | 220 | Fr. | 0.0 | 0.0 | -- |
| 15 | Ethan Layer | G | 6-1 | 160 | Fr. | 2.4 | 0.2 | 40.0 3FG% |
| 21 | Joel Vander Pol | C | 6-10 | 230 | R-So. | 5.2 | 3.8 | 5 blocks |
| 23 | Hart Gliedman | F | 6-5 | 210 | R-Fr. | 0.6 | 0.4 | -- |
| 31 | Stephen Baird | F | 6-8 | 220 | R-Fr. | 2.4 | 1.0 | 3 blocks |

2011-12 Liberty Men's Basketball Schedule/Results

Overall: 2-7
Big South: 0-0

11/9 at No. 19 Texas A&M (2K Sports) L/59-81
11/11 **RANDOLPH COLLEGE** W/81-58
11/14 at William & Mary W/75-72

2K Sports Classic (Lynchburg Subregional)

11/18 **EASTERN KENTUCKY**^# L/65-73
11/19 **LEHIGH**# L/80-90
11/20 **WILLIAM & MARY**^# L/64-65

11/26 at Georgia State L/50-72
12/1 at Campbell *# L/82-96
12/3 at Coastal Carolina*# L/68-78
12/6 **UNC WILMINGTON**^# 7 p.m.
12/10 **VIRGINIA INTERMONT**^# 7 p.m.
12/17 **HAMPTON**^# 7 p.m.
12/20 **MONTREAT**# 7 p.m.
12/28 at Richmond 7 p.m.
12/31 **CHARLESTON SOUTHERN** * 2 p.m.
1/2 **PRESBYTERIAN COLLEGE** **# 7 p.m.
1/7 at UNC Asheville *# 4:30 p.m.
1/10 at VMI **# 7 p.m.
1/12 **RADFORD** **# 7 p.m.
1/14 **WINTHROP** **# 7 p.m.
1/21 at High Point *# 7 p.m.
1/26 at Winthrop *# 7 p.m.
1/28 at Radford **# 4 p.m.
2/2 **GARDNER-WEBB** **# 7 p.m.
2/4 **UNC ASHEVILLE** **# 7 p.m.
2/9 at Charleston Southern *# 7:30 p.m.
2/11 at Presbyterian College *# 7 p.m.
2/14 **VMI**^# 7 p.m.
2/18 at ESPNU BracketBusters TBA
2/23 **COASTAL CAROLINA** **# 7 p.m.
2/25 **CAMPBELL**^*^# 7 p.m.

Big South MBB Championship

2/27 First Round (Higher Seeds) 7 p.m.
2/29 Quarterfinals (Season Champ) 12-8 p.m.
3/1 Semifinals (Season Champ)! 6/8 p.m.
3/3 Finals (Higher Seed)\$ 4 p.m.

Home Games in BOLD CAPS

* - Big South Conference Game

All times are Eastern Standard Time

^ - Broadcast on Flames Sports Network

- Broadcast on Big South Network

& - Broadcast on MASN

! - Broadcast on ESPNU

\$ - Broadcast on ESPN 2



Head Coach Dale Layer



Record at Liberty: 36-36 (Third Year)
Career Record: 306-229 (19th Year)

2010-11 Big South Coach of the Year

Mountain West Conference Championship: 2003

1 NCAA Division I Tournament Appearance: 2003

2 NCAA Division II Tournament Appearances: 1996 (Sweet 16), 1998

Liberty head men's basketball coach Dale Layer became the program's eighth head coach on April 8, 2009, returning to Liberty Mountain after previously serving as an assistant coach for the Flames during the 2007-08 season.

Layer and the Flames are coming off a solid season, finishing the 2010-11 campaign with a 19-13 record and a 13-5 posting in the Big South Conference. Liberty's win total among conference opponents set a new standard for most Big South wins in a single season, surpassing the previous mark of 12.

Tabbed during the preseason to finish sixth in the Big South, the Flames proved to be the surprise of the season, clinching second place in the conference standings. The Flames record-setting run in conference play allowed Layer to become the first coach in program history to earn Big South Coach of the Year honors. The skipper was not the only member of the program to take home conference accolades this season, as Layer's pupil, junior point guard Jesse Sanders was voted Big South Player of the Year.

Layer is currently in his third head coaching stint and first since leaving Colorado State in 2007. Layer, 52, came to Liberty following a successful run as an assistant coach at BIG EAST member and nationally ranked Marquette in the 2008-09 season, where he worked with the guards. Layer helped the Eagles to a 25-10 record and a second round appearance in the NCAA Tournament despite lacking the full-time services of All-American Dominic James, who was injured near the end of the season.

Layer first served as an assistant at Liberty during the 2007-08 season, helping the Flames to their best regular-season finish since winning the 2004 Big South Championship.

Layer has also demonstrated the ability to develop a player's talent, including former Colorado State center Jason Smith. The seven-footer scored over 1,500 points for Layer's Rams during his three seasons with the program, before entering the NBA Draft following his junior campaign. Due to his development under Layer's tutelage, Smith was chosen with the 20th selection of the NBA Draft's first round by the Miami Heat in 2007.

His rights were later traded to the Philadelphia 76ers. When Smith graduated from high school, he was ranked as the 276th best player in his class and in three seasons under Layer, he developed into the 20th selection in the NBA Draft. In addition, several of Layer's recruiting classes at Colorado State were ranked among the top 40 nationally by various recruiting publications.

Layer has a career 306-229 record (18 years) as a head coach, including nine seasons at the helm of Queens in Charlotte, N.C. He also served as the athletics director while at the school and started the basketball program in 1989 from scratch at the formerly all women's institution. Layer's student-athletes have excelled in the classroom, too. In Layer's 18 seasons as a head coach, he has accompanied 46 seniors to be honored on senior night, and all 46 earned a college degree, a 100 percent graduation rate of all players who finish their eligibility.

After graduating from Eckerd in St. Petersburg, Fla., in 1980, Layer started his coaching career as an assistant under Jim Harley, his former coach. Before moving on to Queens, Layer spent seven of the next eight years at Eckerd except for the 1982-83 season, when he was an assistant at Eastern Kentucky.

Layer made the jump to Division I in 1998 when Ritchie McKay took the head coaching job at Colorado State and named him to his staff. During McKay's two seasons with the Rams, Layer helped lead Colorado State to the NIT Tournament in 1999, where they beat Mississippi State and Colorado, before falling to eventual champion, California.

While with the Rams, Layer had a 103-106 record, including a 17-13 mark in 2007. In 2003, Layer led Colorado State to the Mountain West Conference Championship and its first NCAA Tournament bid in 13 years, falling to Duke in the first round.

Among Layer's accomplishments, he also holds a place in two collegiate Hall of Fames. On May 12, 2011, he was inducted into the Eckerd Hall of Fame, where he still holds the basketball program's single-season assist record. Layer is also a member of the Queens University Hall of Fame, receiving the nod at the conclusion of the 2009-10 season.

**Top 50 Scorers
in Liberty History**

| | |
|--------------------------|------------|
| 1. Karl Hess | 2,373 |
| 2. Larry Blair | 2,211 |
| 3. Bailey Alston | 2,115 |
| 4. Mark Chafin | 1,947 |
| 5. Steve Isaacs | 1,777 |
| 6. Anthony Smith | 1,754 |
| 7. Peter Aluma | 1,715 |
| 8. Ed Vickers | 1,658 |
| 9. Willard Deshazor | 1,569 |
| 10. Larry Jackson | 1,539 |
| 11. Matt Hildebrand | 1,515 |
| 12. George Sweet | 1,422 |
| 13. Chris Caldwell | 1,391 |
| 14. Julius Nwosu | 1,248 |
| 15. Greg McCauley | 1,228 |
| 16. Eric Gordon | 1,154 |
| 17. Kyle Ohman | 1,141 |
| 18. Cliff Webber | 1,100 |
| 19. Mike Coleman | 1,065 |
| 20. Mike Goad | 1,013 |
| 21. Mike Minett | 1,001 |
| 22. Alex McLean | 954 |
| 23. Jesse Sanders | 937 |
| 23. Gabe Martin | 890 |
| 25. Mark Reed | 842 |
| 26. Brad Hamersley | 831 |
| 27. Evan Gordon | 820 |
| 28. David Dees | 794 |
| 29. Jason Dixon | 761 |
| 30. Charles Richardson | 755 |
| 31. Ed Gomes | 751 |
| 32. Delawn Grandison | 713 |
| 33. Seth Curry | 707 |
| 34. Rodney Harrison | 689 |
| 35. Nathan Day | 683 |
| 36. Jason Sarchet | 658 |
| 37. Kenny Gunn | 651 |
| 38. Erik Sorensen | 623 |
| 39. Tim Scarborough | 616 |
| 40. Barry Taylor | 610 |
| 41. Vincent Okotie | 588 |
| 42. Chris Toomer | 583 |
| 43. Mark Swift | 582 |
| 44. Mickey Baker | 582 |
| 45. Keith Ferguson | 576 |
| 46. Marcus White | 567 |
| 47. Dave Denny | 548 |
| 48. David Minaya | 544 |
| 49. Jody Chapman | 543 |
| 50. Ryan Mantlo | 520 |

Other Current Players:
Antwan Burrus 492



Series History

Series Record: UNC Wilmington leads, 1-0
Current Streak: UNC Wilmington won the most recent meeting
Liberty Series Record at the Vines Center: First meeting
Last Meeting: UNC Wilmington 69, Liberty 64 (Nov. 16, 2010)

Coaching Matchup

Liberty Head Coach: Dale Layer
Overall Record (Seasons): 306-229 (19th Season)
Record at Liberty (Seasons): 36-36
Record vs. UNC Wilmington: 0-1

UNC Wilmington Head Coach: Buzz Peterson
Overall Record (Seasons): 239-170 (14th Season)
Record at UNC Wilmington (Seasons): 14-23 (Second Season)
Record vs. Liberty: 5-0

Notes and Anecdotes

- Antwan Burrus led Liberty with 16 points against the Seahawks last season, scoring 14 in the second half.
- The Seahawks are coming off their first win of the season, defeating Illinois State on the road, Saturday, 63-54.
- Liberty's overtime contest with the Seahawks last season snapped a 45 game streak without an extra period.
- The Flames were down 17 points in the first half last year, before erasing the deficit and taking an eight point lead in the second half.
- Liberty enters the contest 1-2 against CAA teams this season and 15-37 all-time. The Flames were most recently defeated by Georgia State (72-50, Nov. 26).
- As head coach at Coastal Carolina (2005-07), Buzz Peterson went 4-0 against the Flames.
- Dale Layer is 3-6 all-time against current CAA teams.
- This will be the Seahawks first trip to Liberty.

| LU | Statistical Comparison | UNCW |
|-------|-----------------------------------|-------|
| 2-7 | Record | 1-5 |
| 42.6 | Field Goal Percentage | 42.1 |
| 49.0 | Opponent Field Goal Percentage | 43.5 |
| 25.8 | Three-Point Field Goal Percentage | 30.9 |
| 3.4 | Three-Pointers Made Per Game | 5.0 |
| 68.6 | Free Throw Percentage | 66.1 |
| 34.9 | Rebound Average | 34.8 |
| 33.4 | Opponent Rebound Average | 35.8 |
| + 1.4 | Rebound Differential | - 1.0 |
| 69.3 | Points Per Game | 63.0 |
| 76.1 | Points Allowed Per Game | 68.8 |
| - 6.8 | Point Differential | - 5.8 |

| LU | 2011-12 Statistical Leaders | UNCW |
|-------------------------|-----------------------------|----------------------------|
| David Minaya (12.6 ppg) | Points | Adam Smith (17.8 ppg) |
| Jesse Sanders (7.4 rpg) | Rebounds | Keith Rendelman (12.7 rpg) |
| Jesse Sanders (7.6 apg) | Assists | Freddie Jackson (2.2 apg) |
| Antwan Burrus (0.9 bpg) | Blocks | Cedric Williams (1.5 bpg) |
| Jesse Sanders (1.6 spg) | Steals | Donte Morales (1.3 spg) |
| Antwan Burrus (49.3) | Field Goal % | Keith Rendelman (53.4) |
| Ethan Layer (40.0) | 3-Point Field Goal % | Adam Smith (42.4) |
| David Minaya (81.8) | Free Throw % | Donte Morales (92.3) |

Big South Conference Update

Overall Standings

| | W | L | Pct. |
|------------------|---|---|------|
| Coastal Carolina | 7 | 1 | .875 |
| Campbell | 7 | 1 | .875 |
| Charleston So. | 5 | 2 | .714 |
| UNC Asheville | 5 | 4 | .556 |
| Presbyterian | 4 | 4 | .500 |
| VMI | 3 | 4 | .429 |
| Gardner-Webb | 4 | 6 | .400 |
| Radford | 3 | 6 | .333 |
| High Point | 2 | 5 | .286 |
| Winthrop | 2 | 6 | .250 |
| Liberty | 2 | 7 | .222 |

Conference Standings

| | W | L | Pct. |
|------------------|---|---|-------|
| Coastal Carolina | 2 | 0 | 1.000 |
| Campbell | 2 | 0 | 1.000 |
| Charleston So. | 2 | 0 | 1.000 |
| UNC Asheville | 1 | 0 | 1.000 |
| Winthrop | 1 | 1 | .500 |
| Gardner-Webb | 1 | 1 | .500 |
| Presbyterian | 1 | 1 | .500 |
| High Point | 0 | 1 | .000 |
| Radford | 0 | 2 | .000 |
| VMI | 0 | 2 | .000 |
| Liberty | 0 | 2 | .000 |

Upcoming Schedule

Tuesday, Dec. 6

Alice Lloyd at Gardner-Webb, 7 p.m.
 UNC Wilmington at Liberty, 7 p.m.
 Charlotte at Radford, 7 p.m.
 Coastal at The Citadel, 7:05 p.m.
 VMI at Pittsburgh, TBA

Wednesday, Dec. 7

Wake Forest at High Point, 7 p.m.

Thursday, Dec. 8

Central Penn College at VMI, 7 p.m.

Saturday, Dec. 10

Methodist at Campbell, 1 p.m.
 Milligan at VMI, 1 p.m.
 George Mason at Radford, 4 p.m.
 S.C. State at Gardner-Webb, 7 p.m.
 Averett at High Point, 7 p.m.
 Virginia Intermont at Liberty, 7 p.m.
 Presbyterian at Maryland, TBA

Sunday, Dec. 11

Virginia-Wise at Winthrop, 4 p.m.

Monday, Dec. 12

VMI at Longwood, 7 p.m.

Tuesday, Dec. 13

Presbyterian at South Carolina, 7 p.m.

Wednesday, Dec. 14

Charleston So. at The Citadel, 7:05 p.m.
 Campbell at Houston Baptist, 8:05 p.m.

Thursday, Dec. 15

Montreat at UNC Asheville, 7 p.m.
 Winthrop at Jacksonville, 7:30 p.m.

Friday, Dec. 16

Lynchburg College at Coastal Carolina, 7 p.m.

News and Notes from Liberty's game versus Coastal Carolina (Dec. 3)

- With the defeat, Liberty is now 25-23 all-time against Coastal Carolina. The Chanticleers are currently on a five-game win streak against the Flames.

- Liberty held its largest lead in six games, jumping out to a six-point lead in the early minutes of the contest.

- Despite Coastal Carolina entering the contest leading the conference in rebounding (43.4), Liberty managed to outrebound the Chanticleers, 37-35. Coastal Carolina came into the matchup averaging almost nine more boards than the Flames.

- For the third consecutive game, Liberty allowed its opponent to shoot over 50 percent in the opening stanza. The Chanticleers hit 17-of-32 shots from the field (53.1 percent) in the first half.

- With 10 helpers in the contest, Jesse Sanders surpassed Kenny Gunn for third all-time on Liberty's career assists list. The senior floor general now has 540 for his career.

Miscellaneous Notes

- Liberty is averaging fewer than 12 turnovers this season. The Flames have only committed more than 12 turnovers in one game this season, giving up 17 turnovers against Randolph College on Nov. 11.

- The Flames enter Tuesday's matchup with a balanced offensive attack, with only 12 points separating Liberty's top four scorers.

- Jesse and John Caleb Sanders enter Tuesday's game with an identical point total on the season, (101 points, 11.2 ppg).

- The last time Liberty began the season 2-7 was during the 2001-02 campaign. The Flames went 5-25 on the year and 2-12 in Big South Conference play.

- Liberty's six-game losing skid is the first since the 2006-07 season. The Flames experienced an eight-game setback that year after starting the season 6-1.

- Liberty leads the league with an assist/turnover ratio of 1.28. Individually, Jesse Sanders is No.1 in the Big South with an assist/turnover ratio of 2.62.

- Jesse Sanders is fifth in the country in assists, averaging 7.6 per game. Sanders is the only player in the country averaging at least seven rebounds and seven assists per game.

- During the last six games, Liberty's opponents have led for an average of 36 minutes. The Flames have led for an average of just under three minutes.

- Last season, John Caleb Sanders posted 126 points on the year. The sophomore guard currently has 101 tallies through the first nine games this season. Sanders' minutes are up dramatically this season. After averaging 12.4 minutes per game in 2010-11, the Sugar Land, Texas native is averaging 26.7 per game, this year.

- Through the first nine games, Liberty has had six different starting lineups.

- In Liberty's game versus Campbell (Dec. 1), Joel Vander Pol set career highs in points (20), rebounds (9), free throws made (10) and steals (2).

- Liberty's opponents have shot 50 percent or better from the field in four games this season.

- The last time Liberty started the season 1-3 at home was the 2004-05 season. Liberty finished the year 13-15 and 11-5 in Big South play.

Miscellaneous Stats for the 2011-12 Flames

Team Scoring Leaders

| | |
|--------------------|---------|
| Tavares Speaks | 4 times |
| John Caleb Sanders | 2 times |
| David Minaya | 2 times |
| Jesse Sanders | 1 time |
| Joel Vander Pol | 1 time |

20-Point Games

| | |
|-----------------|--------|
| David Minaya | 1 time |
| Joel Vander Pol | 1 time |

Team Rebounding Leaders

| | |
|-----------------|---------|
| Jesse Sanders | 5 times |
| Antwan Burrus | 2 times |
| Chene Phillips | 1 time |
| Joel Vander Pol | 1 time |
| David Minaya | 1 time |
| Joel Vander Pol | 1 time |

10-Rebound Games

| | |
|---------------|---------|
| Antwan Burrus | 2 times |
| Jesse Sanders | 1 time |

Team Assist Leaders

| | |
|---------------|---------|
| Jesse Sanders | 9 times |
|---------------|---------|

5-Assist Games

| | |
|----------------|---------|
| Jesse Sanders | 7 times |
| Chene Phillips | 1 time |

Team Steal Leaders

| | |
|--------------------|---------|
| Jesse Sanders | 4 times |
| Tavares Speaks | 3 times |
| John Caleb Sanders | 1 time |
| Antwan Burrus | 1 time |
| David Minaya | 1 time |
| Chene Phillips | 1 time |
| Joel Vander Pol | 1 time |

3-Steal Games

| | |
|--------------------|---------|
| Jesse Sanders | 2 times |
| Tavares Speaks | 1 time |
| John Caleb Sanders | 1 time |

Team Blocked Shot Leaders

| | |
|-----------------|---------|
| Joel Vander Pol | 2 times |
| Antwan Burrus | 5 times |
| Stephen Baird | 1 time |

2010-11 Season Highlights

- The Flames went 13-5 in Big South play during the 2010-11 season, setting a new program record for most conference wins in a season.

- Dale Layer was named Liberty's first-ever Big South Coach of the Year last season, leading the Flames to a second-place finish in conference play. Layer picked up his 300th career coaching win against 2011 Big South champion UNC Asheville on Jan. 27, as the Flames defeated the Bulldogs in the Vines Center courtesy of a buzzer-beating layup in overtime, 83-81.

- Point guard Jesse Sanders was the first Flame ever to be tabbed Big South Player of the Year and earn honorable mention AP All-America recognition, averaging 11.3 points, 6.0 rebounds and 5.7 assists per game. Sanders needs 177 assists this season to break school record of 648 held by Karl Hess. The Sugar Land, Texas native is also on pace to become the 22nd member of Liberty's 1,000-point club.

Home Improvement

The Flames closed out the 2010-11 season with a 12-4 (.750) record in the Vines Center. The mark is a vast improvement after the Flames finished 8-6 (.571) inside the facility during the 2009-10 campaign. Liberty's lowest winning percentage inside the Vines Center occurred during the 1990-91 season, when the Flames went 3-8 (.375) during home games. The following season, Liberty turned things around, finishing the season 14-1 at home and claiming its best winning percentage in the Vines Center (.933).

Injury Report

The Flames will be without redshirt senior guard John Brown and forward Sammy Ogukwe both suffered season-ending injuries during the preseason.

Brown started all 32 contests for the Flames during the 2010-11 campaign and was named to the Big South All-Conference second team. The 6-4 guard was ranked No. 8 in the country and led the conference in rebounds, pulling down 10.8 boards per game. Along with his rebounding efforts, Brown was also the Flames' second-leading scorer (11.3 ppg) and finished the year with 14 double-doubles.

Ogukwe appeared in 30 contests for the Flames last season, starting in games against Notre Dame (Nov. 14) and UNC Wilmington (Nov. 16). The Abuja, Nigeria native was a key reserve for Layer's squad, finishing second on team in blocked shots with 22.

Update: The Flames will miss freshman forward Tomasz Gielo for approximately four weeks after suffering an arm injury during practice. Before arriving at Liberty, Gielo was a member of the Polish national team, representing his home country in the 2011 U19 FIBA World Championships and the 2011 U18 FIBA European Championships.

New Assistant Coach

On Oct. 14, Liberty Men's Basketball Head Coach Dale Layer announced the promotion of Matt Olinger to assistant coach. Olinger takes over for Myron Guillory, who recently resigned to pursue other career opportunities.

Olinger is in his eighth year with the program, having previously spent three seasons as the director of basketball operations, two as a graduate assistant and two as a video coordinator.

All-Time Assist Leaders at Liberty

| Name | Seasons | Games | Assists | Avg. |
|----------------------|---------------------|------------|------------|------------|
| Karl Hess | 1977-1980 | 120 | 648 | 5.4 |
| Matt Hildebrand | 1991-94 | 116 | 583 | 5.0 |
| Jesse Sanders | 2008-Present | 104 | 540 | 5.2 |
| Kenny Gunn | 1982-85 | 98 | 535 | 5.5 |
| Ed Gomes | 1974-76 | 64 | 476 | 7.4 |

All-time Triple-Doubles

| Name | Result | Opponent | Date |
|---------------|---------------------------------------|----------------|------------|
| Jesse Sanders | 10 points, 10 rebounds and 10 assists | Charleston So. | 01-06-2011 |
| Kyle Ohman | 16 points, 12 rebounds and 10 assists | VMI | 01-02-2010 |
| Jesse Sanders | 11 points, 10 rebounds and 10 assists | Ky. Christian | 12-12-2009 |
| Jesse Sanders | 10 points, 10 rebounds and 10 assists | Presbyterian | 02-09-2009 |
| Ed Gomes | 10 points, 13 steals and 10 assists | Radford | 01-24-1976 |

Liberty's 2011-12 Record ...

| | |
|--|-----|
| When Liberty controls the tip | 1-5 |
| When opponent controls the tip | 1-2 |
| Played at home..... | 1-3 |
| Played on the road | 1-4 |
| Played at a neutral site | 0-0 |
| Played a team with a .500+ record | 0-2 |
| Played a team with a .500 record | 1-2 |
| Played a team with a below .500 record..... | 1-3 |
| When Liberty leads at the half | 2-0 |
| When opponent leads at the half | 0-6 |
| When there is a tie at the half | 0-1 |
| When Liberty leads with 5:00 left..... | 2-0 |
| When opponent leads with 5:00 left | 0-6 |
| When there is a tie with 5:00 left | 0-0 |
| When Liberty leads with 1:00 left..... | 2-0 |
| When opponent leads with 1:00 left | 0-6 |
| When there is a tie with 1:00 left | 0-1 |
| When Liberty outrebounds opponent | 2-3 |
| When opponent outrebounds Liberty | 0-3 |
| When the teams' rebound totals are equal | 0-1 |
| When Liberty shoots 50% or better (FG) | 1-0 |
| When Liberty shoots less than 50% (FG) | 1-7 |
| When Liberty outshoots its opponents | 2-1 |
| When opponents outshoot Liberty | 0-5 |
| When the teams shoot the same pct. | 0-1 |
| When Liberty shoots more 3-pointers..... | 0-2 |
| When opponent shoots more 3-pointers | 1-5 |
| When same amount of 3-pointers shot..... | 1-0 |
| When Liberty shoots more free throws | 2-1 |
| When opponent shoots more free throws..... | 0-4 |
| When same number of free throws taken..... | 0-2 |
| When opponent shoots 50% or better (FG)..... | 0-4 |
| When opponent shoots less than 50% (FG) | 2-3 |
| When Liberty has more turnovers | 0-2 |
| When opponent has more turnovers | 2-3 |
| When turnovers are the same | 0-2 |
| When Liberty blocks more shots | 1-0 |
| When opponent blocks more shots | 1-6 |
| When blocks are the same | 0-1 |
| When Liberty has more steals | 2-1 |
| When opponent has more steals | 0-3 |
| When steals are the same | 0-3 |
| When Liberty bench outscores opponent | 1-3 |
| When opponent bench outscores Liberty | 1-4 |
| When both benches score the same | 0-0 |
| When Liberty scores 50 or fewer points | 0-1 |
| When Liberty scores 51-60 points | 0-1 |
| When Liberty scores 61-70 points | 0-3 |
| When Liberty scores 71-80 points | 1-1 |
| When Liberty scores 81 or more points | 1-1 |
| When the game is decided by 1-5 points | 1-1 |
| When the game is decided by 6-10 points | 0-3 |
| When the game is decided by 11+ points | 1-3 |
| November Games | 2-5 |
| December Games | 0-2 |
| January Games | 0-0 |
| February Games..... | 0-0 |
| March Games | 0-0 |
| Sunday | 0-1 |
| Monday | 1-0 |
| Tuesday | 0-0 |
| Wednesday | 0-1 |
| Thursday..... | 0-1 |
| Friday..... | 1-1 |
| Saturday | 0-3 |
| When Liberty wears white jerseys | 1-1 |
| When Liberty wears blue jerseys | 0-3 |
| When Liberty wears red jerseys | 1-2 |
| When Liberty wears gray jerseys | 0-1 |



Big South Men's Basketball Preseason Poll

Rk Team (first-place votes) – Points

1. UNC Asheville (18) – 257
2. Coastal Carolina (5) – 230
3. VMI – 193
- 4. Liberty – 190**
5. Winthrop – 160
6. High Point (1) – 135
7. Presbyterian – 134
8. Charleston Southern – 117
9. Campbell – 116
10. Gardner-Webb – 78
11. Radford – 40

Preseason Men's Basketball All-Conference Team

Matt Dickey, UNC Asheville –
Preseason POY

Jesse Sanders, Liberty

Al'Lonzo Coleman, Presbyterian College
Nick Barbour, High Point
J.P. Primm, UNC Asheville

Jesse Sanders Needs:

- 63 points to become Liberty's 22nd member of Liberty's 1,000-Point Club
- 44 assists to surpass Matt Hildebrand (583, 1991-94) for second place in program history
- 109 assists to surpass Karl Hess (648, 1977-80) for most assists in program history
- 65 assists to surpass Radford's Amir Johnson (604, 2006-10) for most assists in Big South history

Near Miss

Jesse Sanders continues to fall just short of his fourth career triple-double, this season. Against Lehigh (Nov. 19) he needed just two rebounds. The following night against William & Mary, he finished three assists shy. If Sanders is able to accomplish the feat he will be the only player in Division I history to have at least one triple-double each of his four years in college.

All-Time Record in December: 109-132

Dale Layer's Record in December at Liberty: 8-7

Record This December (Games Remaining): 0-2 (Six)

Last Five December Records:

- 2006-07 – 3-6
- 2007-08 – 3-3
- 2008-09 – 6-3
- 2009-10 – 3-3
- 2010-11 – 5-2

Layer Signs Four for 2012-13

Head Liberty men's basketball coach Dale Layer has announced the early signing of four players to a national letter intent for the 2012-13 season.

Among Layer's early recruiting class are three junior college standouts – JR Coronado, Emmanuel Andrews and Chad Donley. In addition to the trio of junior college players, Layer also signed Larry Taylor, who is currently a point guard at North Point High School in North Port, Fla.

| Liberty vs. CAA (14-38) | Layer vs. CAA (3-6) |
|-----------------------------------|----------------------------|
| Drexel (1-3) | George Mason 0-2 |
| 1987-88 --- 82-99 | Georgia State 0-1 |
| 1988-89 --- *82-79 | Old Dominion 0-1 |
| 1989-90 --- 72-95 | Northeastern 1-0 |
| 1994-95 --- 68-89 | UNC Wilmington 0-1 |
| | William & Mary 2-1 |
| George Mason (3-6) | |
| 1986-87 --- 74-92 | |
| 1987-88 --- 83-92 | *-Indicates home games |
| 1988-89 --- *74-86 | !-Indicates overtime games |
| 1991-92 --- 100-89, *69-55 | !!-Indicates double |
| 2007-08 --- 64-72 | overtime games |
| 2008-09 --- !*69-66 | (f)-Indicates forfeited |
| 2009-10 --- 72-76 | games |
| 2010-11 --- *54-84 | |
| Georgia State (0-1) | |
| 2011-12 --- 50-72 | |
| James Madison (2-7) | |
| 1988-89 --- *74-86 | |
| 1991-92 --- 100-89, *69-55 | |
| 2007-08 --- 64-72 | |
| 2008-09 --- !*69-66 | |
| 2009-10 --- 72-76 | |
| 2010-11 --- *54-84 | |
| UNC Wilmington (0-1) | |
| 2010-11 --- !64-69 | |
| Old Dominion (0-4) | |
| 2003-04 --- 66-87 | |
| 2004-05 --- *54-70 | |
| 2008-09 --- 56-80 | |
| 2009-10 --- *41-73 | |
| Towson (3-9) | |
| 1986-87 --- 67-83 | |
| 1987-88 --- 69-70 | |
| 1988-89 --- *67-81 | |
| 1992-93 --- *81-86, 69-75 | |
| 1993-94 --- *61-66, !78-79, 63-58 | |
| 1994-95 --- 72-59, *70-71 | |
| 1999-00 --- *!82-74 | |
| 2000-01 --- 57-75 | |
| VCU (1-5) | |
| 1976-77 --- 73-85 | |
| 1992-93 --- 75-88 | |
| 1993-94 --- *68-93 | |
| 1994-95 --- 45-62 | |
| 1995-96 --- *86-71 | |
| 1998-99 --- 68-95 | |
| William & Mary (4-2) | |
| 2002-03 --- *62-61 | |
| 2003-04 --- 64-91 | |
| 2008-09 --- !!*80-74 | |
| 2010-11 --- *71-62 | |
| 2011-12 --- 75-72, *64-65 | |

The Last Time ...

A Liberty Individual

Scored 25 points in a game
 Evan Gordon scored 26 points at Coastal Carolina, 2/3/11
Scored 30 points in a game
 Kyle Ohman scored 39 points versus High Point, 2/20/10
Grabbed 15 rebounds in a game
 John Brown pulled down 16 rebounds at VMI, 2/15/11
Grabbed 20 rebounds in a game
 Eric Cunningham grabbed 20 rebounds at Mt. St. Mary's, 1/30/88
Recorded 10 assists in a game
 Jesse Sanders dished out 10 assists versus Lehigh, 11/19/11
Recorded five steals in a game
 Evan Gordon swiped five steals versus Radford, 2/10/11
Blocked five shots in a game
 Antwan Burrus swatted five shots at Radford, 1/15/11
Made five three-pointers in a game
 Evan Gordon sank five three-pointers vs. Winthrop, 12/4/10
Made 10 free throws in a game
 Evan Gordon hit 11 free throws at Coastal Carolina, 2/3/11
Made 20 consecutive free throws (multiple games)
 Kyle Ohman made 20 straight free throws, spanning 11/13/09 to 11/24/09

Team

Scored 100 points in a game
 Defeated VMI, 100-82, 1/20/11
Grabbed 60 rebounds in a game
 Totaled 61 rebounds at VMI, 2/21/07
Recorded 25 assists in a game
 Dished out 26 assists versus VMI, 1/20/11
Recorded 20 steals in a game
 Swiped 20 steals versus Shenandoah, 11/19/01
Blocked 10 shots in a game
 Blocked 10 shots versus Union College, 12/28/10
Made 10 three-pointers in a game
 Sank 11 three-pointers versus UNC Asheville, 1/27/11
Made 30 free throws in a game
 Made 32 free throws at Radford, 2/28/09
Won 10 straight games
 Won 11 straight games, 2/12/80 to 3/15/80
Lost 10 straight games
 Lost 10 straight games, 1/19/02 to 2/16/02
Won an overtime game
 Defeated UNC Asheville, 83-81, in overtime, 1/27/11
Lost an overtime game
 Fell at UNC Wilmington, 69-64, in overtime, 11/16/10

Start Chart

| Player | Career Starts | Current Streak/Last Start |
|--------------------|---------------|---------------------------|
| Jesse Sanders | 101 | 26 |
| David Minaya | 44 | Dec. 3, 2011 |
| Antwan Burrus | 38 | Dec. 3, 2011 |
| John Brown | 32 | March 1, 2011 |
| Joel Vander Pol | 22 | 2 |
| John Caleb Sanders | 6 | Dec. 1, 2011 |
| Tavares Speaks | 5 | 5 |
| Chene Phillips | 3 | Dec. 1, 2011 |
| Sommy Ogukwe | 2 | Nov. 16, 2010 |

**Liberty in the
Big South Stats
2011-12**

Team

| | |
|----------------------------------|-----------|
| Scoring Offense (7th) | 69.3 ppg |
| Scoring Defense (10th)..... | 76.1 ppg |
| Scoring Margin (10th) | -6.8 ppg |
| Free Throw Pct. (4th)..... | 68.6 |
| Field Goal Pct. (7th)..... | 42.6 |
| Field Goal Pct. Defense (10th) | 49.0 |
| 3-Pt. FG Pct. (11th)..... | 25.8 |
| 3-Pt. FG Pct. Defense (11th) ... | 39.1 |
| 3-Pt. FG Made (11th)..... | 3.44/game |
| Rebounds (8th)..... | 34.9 rpg |
| Opp. Rebounds (4th)..... | 33.4 rpg |
| Rebounding Margin (5th).... | +1.4 rpg |
| Offensive Rebounds (6th)..... | 12.2 rpg |
| Defensive Rebounds (9th)..... | 22.7 rpg |
| Off. Rebound Pct. (8th)..... | 32.3 |
| Def. Rebound Pct. (1st)..... | 74.5 |
| Blocked Shots (10th) | 1.78 bpg |
| Assists (3rd)..... | 15.22 apg |
| Steals (9th)..... | 6.0 spg |
| Turnover Margin (4th)..... | + 1.11 |
| Asst./TO Ratio (1st)..... | 1.28 |

Individual

Scoring

| | |
|-----------------------------|----------|
| David Minaya (18th) | 12.6 ppg |
| Tavares Speaks (23rd) | 11.8 ppg |

Rebounding

| | |
|---------------------------|---------|
| Jesse Sanders (6th) | 7.4 rpg |
| Antwan Burrus (14th)..... | 6.0 rpg |

Assists

| | |
|--------------------------|---------|
| Jesse Sanders (1st)..... | 7.6 apg |
|--------------------------|---------|

Steals

| | |
|----------------------------|---------|
| Jesse Sanders (10th) | 1.6 spg |
|----------------------------|---------|

Field Goal Pct.

| | |
|---------------------------|------|
| Tavares Speaks (9th)..... | 48.4 |
| David Minaya (13th) | 40.9 |

Free Throw Pct.

| | |
|----------------------------|------|
| Jesse Sanders (14th) | 71.2 |
|----------------------------|------|

Three-Point FG Made

| | |
|--------------------------------|---------------|
| John Caleb Sanders (11th)..... | 1.67/ game |
|--------------------------------|---------------|

Blocked Shots

| | |
|---------------------------|---------|
| Antwan Burrus (11th)..... | 0.9 bpg |
|---------------------------|---------|

Assist/Turnover Ratio

| | |
|--------------------------|------|
| Jesse Sanders (1st)..... | 2.62 |
|--------------------------|------|

Offensive Rebounds

| | |
|---------------------------|----------|
| Jesse Sanders (T3rd)..... | 3.11 rpg |
| Antwan Burrus (10th)..... | 2.44 rpg |

Defensive Rebounds

| | |
|---------------------------|----------|
| Jesse Sanders (9th) | 4.33 rpg |
|---------------------------|----------|



2011 Liberty Basketball Foreign Tour

Once every four years, the NCAA allows collegiate basketball teams to travel abroad and compete against international squads. The Liberty men's basketball program took full advantage of the opportunity granted by the NCAA, turning it into a well-rounded athletic, academic, cultural and spiritual experience.

This past summer, the Liberty men's basketball team completed its foreign tour (Aug. 9-18), playing six exhibition games in parts of Belgium and France against various professional clubs. The Flames concluded the tour with a 4-2 record. During their nine-day journey, head coach Dale Layer and the Flames also took time to learn about European culture through a variety of walking tours.

Game Highlights

Game 1 - Liberty 81, Excelsior 53 (Aug. 10, 2011) (Brussels, Belgium)

Jesse Sanders led the Flames with 16 points, hitting 7-of-8 shots from the field and 2-of-3 from the charity stripe. The senior point guard also chipped in six assists. David Minaya recorded 14 tallies on the night, while John Brown finished with a double-double, posting 12 points on 6-of-7 shooting along with 11 rebounds. Brown also tied Sanders' assist total with six. Other Liberty players with a solid scoring performance on the night included Chene Phillips (9) and Antwan Burrus (8).

Game 2 - Liberty 86, Ookstamp 58 (Aug. 11, 2011) (Sijsele, Belgium)

Senior Jesse Sanders led Liberty with 22 points and seven assists, followed by John Caleb Sanders who scored 18 points on 6-of-8 shooting from behind the three-point arc. David Minaya rounded out Liberty's trio of double digit scorers with a 14-point performance.

Game 3 - Liberty 79, Zwevezele 66 (Aug. 12, 2011) (Sijsele, Belgium)

John Brown paced the Flames with 16 points and nine rebounds, while John Caleb Sanders knocked down five three-pointers to finish with 15. Jesse Sanders chipped in 12 points and six assists. Burrus also concluded the contest with 12 points, adding eight boards to his scoring effort.

Game 4 - Brussels All-Stars 77, Liberty 76 (Aug. 13, 2011) (Brussels, Belgium)

John Brown paced the Flames with 16 points and 14 rebounds. Jesse Sanders finished with 15 points, six boards and three assists. Liberty led by as much as 19 in the contest. Brussels took the lead with one minute remaining with a big three-point basket. After Brown cut the lead to one with a free throw, the Liberty defense forced a 10-second violation on Brussels. With the Flames having the last possession, Minaya hurled up a jumper, but the shot fell short, leading to the 77-76 Brussels win.

Game 5 - Liberty 79, Kaysersberg 64 (Aug. 15, 2011) (Kaysersberg, France)

David Minaya paced the Flames with 18 points, with all of his tallies coming in the second half. Jesse Sanders finished with 14 points, 10 rebounds and seven assists. John Caleb Sanders, Joel Vander Pol and Tavares Speaks had 12, 11 and 10 points, respectively.

Game 6 - Mulhouse 88, Liberty 79 (Aug. 16, 2011) (Mulhouse, France)

For the second straight contest, David Minaya was Liberty's leading scorer, finishing with 16 points on 6-of-11 shooting, including 4-of-5 from three-point land. Antwan Burrus and John Caleb Sanders chipped in 11 points, while Jesse Sanders added in 10 tallies. John Brown led Liberty on the glass, posting seven boards.

Sanders Named Lowe's Senior CLASS Award Candidate

Liberty men's basketball senior point guard Jesse Sanders has been selected as a candidate for the 2011-12 Lowe's Senior CLASS Award. Liberty's floor general is one of 30 Division I players across the country up for the prestigious award.

To be eligible for the award, a student-athlete must be classified as an NCAA Division I senior and have notable achievements in four areas of excellence – community, classroom, character and competition.

Sanders enters his senior year coming off a stellar 2010-11 campaign in which he was voted Big South Player of the Year. The Sugar Land, Texas native led the league in assists with 183 (5.7 apg), while averaging 11.3 points and 6.0 rebounds per game.

Sanders was instrumental in the Flames success last season, helping lead Liberty to a second place finish in the conference standings, setting a new program record for most conference wins with 13.

In addition to his accomplishments on the court, Sanders is a three-time Big South Presidential Honor Roll member. A business management major, he has made the dean's list on three occasions and holds a 3.44 GPA.

During his spare time, Sanders enjoys giving back to the community and is active in Liberty's Student-Athlete Advisory Committee (SAAC). As a member of SAAC, Sanders has helped support the growth of Special Olympics in the Lynchburg area. In his sophomore year, Sanders spurred on a campaign to collect shoes for the organization Samaritan's Feet, which provides footwear for children around the world that are without shoes. Sanders is also active in Fellowship of Christian Athletes (FCA), speaking to various clubs and camps throughout Central Virginia.

An acronym for Celebrating Loyalty and Achievement for Staying in School®, the Lowe's Senior CLASS Award focuses on the total student-athlete and encourages students to use their platform in athletics to make a positive impact as leaders in their communities.

The 2011-12 candidate class includes three men's players who were members of last year's CoSIDA Academic All-American team, one Associated Press All-American and seven players who are on teams ranked in the Associated Press preseason top 25 poll.

Lowe's, an official Corporate Partner of the NCAA, will announce the men's Senior CLASS Award® winner during the 2012 NCAA Men's Final Four®, which will be held March 31 and April 2 in New Orleans.

The 30 candidates will be narrowed to 10 finalists midway through the regular season, and those 10 names will be placed on the official ballot.

Ballots will be distributed through a nationwide voting system to media, Division I men's and women's coaches and fans who will select one finalist who best exemplifies excellence in the four Cs of community, classroom, character and competition.

2011-12 Lowe's Senior CLASS Award Men's Basketball Candidates

Tim Abromaitis, Forward, Notre Dame
William Buford, Guard, Ohio State
Kyle Bullinger, Forward, Weber State
Scott Christopherson, Guard, Iowa State
Darnell Gant, Forward, Washington
Ashton Gibbs, Guard, Pittsburgh
Drew Gordon, Forward, New Mexico
Malcolm Grant, Guard, Miami (Florida)
Draymond Green, Forward, Michigan State
Justin Greene, Forward, Kent State
Reggie Hamilton, Guard, Oakland
Mick Hedgepeth, Forward, Belmont
Robbie Hummel, Forward, Purdue
Bernard James, Forward, Florida State
Jarrod Jones, Forward, Ball State

Kevin Jones, Forward, West Virginia
Orlando Johnson, Guard, UC Santa Barbara
Quinn McDowell, Forward, William and Mary
Darius Miller, Guard, Kentucky
Ronald Nored, Guard, Butler
Zack Novak, Guard/Forward, Michigan
Zack Rosen, Guard, Pennsylvania
Jesse Sanders, Guard, Liberty
Tanner Smith, Guard, Clemson
Jordan Taylor, Guard, Wisconsin
Erving Walker, Guard, Florida
Demetrius Ward, Guard, Western Michigan
Kyle Weems, Forward, Missouri State
Chris Wroblewski, Guard, Cornell
Tyler Zeller, Forward, North Carolina



Liberty's 2011-12 Starting Lineups

| Game | Date | Opponent | Result | | | | | | | Record |
|------|---------|-------------|----------|---------|------------|-------------|--------|------------|--|--------|
| 1 | Nov. 9 | Texas A&M | L, 59-81 | Sanders | Phillips | Minaya | Burrus | Vander Pol | | 0-1 |
| 2 | Nov. 11 | Randolph | W, 81-58 | Sanders | JC Sanders | Minaya | Burrus | Vander Pol | | 1-0 |
| 3 | Nov. 14 | W & M | W, 75-72 | Sanders | JC Sanders | Minaya | Burrus | Vander Pol | | 2-0 |
| 4 | Nov. 18 | EKU | L, 65-73 | Sanders | JC Sanders | Minaya | Burrus | Vander Pol | | 2-1 |
| 5 | Nov. 19 | Lehigh | L, 80-90 | Sanders | JC Sanders | Minaya | Burrus | Speaks | | 0-1 |
| 6 | Nov. 20 | W & M | L, 64-65 | Sanders | JC Sanders | Minaya | Burrus | Speaks | | 0-2 |
| 7 | Nov. 26 | Georgia St. | L, 50-72 | Sanders | Phillips | Minaya | Burrus | Speaks | | 0-1 |
| 8 | Dec. 1 | Campbell | L, 82-96 | Sanders | Phillips | JC Sannders | Speaks | Vander Pol | | 0-1 |
| 9 | Dec. 3 | Coastal | L, 68-78 | Sanders | Speaks | Minaya | Burrus | Vander Pol | | 0-1 |

Miscellaneous Stats

| Date | Opponent | LU Result | LU Big | | Opp Big | | LC | LU in | | | Paint | | Off TOs | | 2nd Ch | | Bench | |
|---------|------------------|-----------|--------|------|---------|------|-------|-------|------|----|-------|----|---------|----|--------|----|-------|--|
| | | | Lead | Lead | Ties | Lead | | Lead | Tied | LU | Opp | LU | Opp | LU | Opp | LU | Opp | |
| Nov. 9 | No. 19 Texas A&M | L, 59-81 | 2 | 30 | 0 | 1 | 3:14 | 35:45 | 1:01 | 18 | 48 | 10 | 14 | 13 | 6 | 27 | 22 | |
| Nov. 11 | Randolph College | W, 81-58 | 37 | 2 | 2 | 1 | 37:47 | 0:20 | 1:53 | 38 | 16 | 25 | 10 | 8 | 5 | 37 | 15 | |
| Nov. 14 | William & Mary | W, 75-72 | 15 | 3 | 0 | 3 | 32:17 | 5:54 | 1:49 | 32 | 24 | 22 | 10 | 22 | 9 | 10 | 47 | |
| Nov. 18 | Eastern Kentucky | L, 65-73 | 2 | 11 | 6 | 6 | 2:03 | 32:52 | 5:05 | 38 | 28 | 9 | 15 | 11 | 8 | 16 | 19 | |
| Nov. 19 | Lehigh | L, 80-90 | 0 | 18 | 1 | 0 | 0:00 | 37:06 | 2:54 | 26 | 38 | 13 | 17 | 15 | 7 | 13 | 7 | |
| Nov. 20 | William & Mary | L, 64-65 | 3 | 8 | 10 | 10 | 7:13 | 36:15 | 6:32 | 20 | 24 | 15 | 12 | 6 | 6 | 6 | 18 | |
| Nov. 26 | Georgia State | L, 50-72 | 0 | 22 | 1 | 0 | 0:00 | 39:12 | 0:48 | 24 | 24 | 10 | 13 | 9 | 0 | 12 | 22 | |
| Dec. 1 | Campbell | L, 82-96 | 0 | 15 | 2 | 0 | 0:00 | 38:44 | 1:16 | 32 | 34 | 10 | 13 | 10 | 7 | 30 | 18 | |
| Dec. 3 | Coastal Carolina | L, 68-78 | 6 | 12 | 3 | 1 | 6:56 | 30:29 | 2:35 | 34 | 24 | 11 | 14 | 12 | 11 | 16 | 23 | |

2011-12 Season Notes/Highlights



2
Chene Phillips
6-2, 170, So., G
Detroit, Mich.
Renaissance HS

Career Highs

Points - 8 (Two times)
 Most recently, vs. Union College (12-28-10)
FG Made - 4
 vs. Union College (12-28-10)
FG Attempts - 7
 vs. Union College (12-28-10)
3FG Made - 1 (Five times)
 Most recently, vs. VMI (01-20-11)
3FG Attempts - 2 (Two times)
 most recently, vs. William & Mary (11-20-11)
FT Made - 4
 vs. USF (11-23-10)
FT Attempts - 4 (Five times)
 Most recently, vs. Campbell (12-1-11)
Rebounds - 7
 vs. Randolph (11-11-11)
Assists - 5
 vs. Campbell (12-1-11)
Steals - 2 (Two times)
 Most recently, vs. Campbell (12-1-11)

Season Highs

Points - 6
 vs. Coastal Carolina (12-3-11)
FG Made - 2
 vs. Coastal Carolina (12-3-11)
FG Attempts - 6
 vs. William & Mary (11-20-11)
3FG Attempts - 2 (Two times)
 Most recently, vs. William & Mary (11-20-11)
FT Made - 3 (Two times)
 Most recently, vs. Campbell (12-1-11)
FT Attempts - 4 (Two times)
 Most recently, vs. Campbell (12-1-11)
Rebounds - 7
 vs. Randolph (11-11-11)
Assists - 5
 vs. Campbell (12-1-11)
Steals - 2
 vs. Campbell (12-1-11)

2011 (Fr.): Appeared in all 32 contests ... tallied six points in Liberty debut against Virginia Intermont (11/12) ... chipped in eight points off the bench at USF (11/23) ... received first career start against Union College (12/28), finishing with eight points, four rebounds and two assists ... on Jan. 2, helped the Flames garner their first win at UNC Asheville in nearly six years, adding seven points ... named to the Big South Presidential Honor Roll.

2011-12 Game-by-Game

| OPPONENT | DATE | MIN | FG-FGA | 3FG-FGA | FT-FTA | OFF-DEF-TOT | A | TO | BLK | STL | PTS |
|------------------|----------|-----|--------|---------|--------|-------------|---|----|-----|-----|-----|
| No. 19 Texas A&M | 11-09-11 | 24 | 0-3 | 0-2 | 0-0 | 1-4-5 | 2 | 0 | 0 | 1 | 0 |
| Randolph College | 11-11-11 | 17 | 1-4 | 0-1 | 3-4 | 0-7-7 | 3 | 2 | 0 | 1 | 5 |
| William & Mary | 11-14-11 | 25 | 1-4 | 0-0 | 2-2 | 0-5-5 | 4 | 2 | 0 | 1 | 4 |
| Eastern Kentucky | 11-18-11 | 22 | 1-4 | 0-1 | 0-0 | 0-2-2 | 3 | 1 | 0 | 1 | 2 |
| Lehigh | 11-19-11 | 19 | 0-1 | 0-0 | 1-2 | 0-3-3 | 2 | 3 | 0 | 1 | 1 |
| William & Mary | 11-20-11 | 14 | 1-6 | 0-2 | 2-2 | 2-1-3 | 0 | 0 | 0 | 1 | 4 |
| Georgia State | 11-26-11 | 20 | 0-2 | 0-0 | 0-0 | 1-3-4 | 4 | 1 | 0 | 0 | 0 |
| Campbell | 12-01-11 | 15 | 1-3 | 0-0 | 3-4 | 0-4-4 | 5 | 2 | 0 | 2 | 5 |
| Coastal Carolina | 12-03-11 | 14 | 2-4 | 0-0 | 2-2 | 0-0-0 | 1 | 1 | 0 | 0 | 6 |


2010-11 Game-by-Game

| OPPONENT | DATE | MIN | FG-FGA | 3FG-FGA | FT-FTA | OFF-DEF-TOT | A | TO | BLK | STL | PTS |
|------------------------|----------|-----|--------|---------|--------|-------------|---|----|-----|-----|-----|
| Virginia Intermont | 11-12-10 | 14 | 2-3 | 0-1 | 2-2 | 0-2-2 | 1 | 1 | 0 | 0 | 6 |
| Notre Dame | 11-14-10 | 12 | 2-3 | 1-1 | 0-0 | 1-0-1 | 1 | 1 | 0 | 0 | 5 |
| UNC Wilmington | 11-16-10 | 10 | 0-0 | 0-0 | 0-0 | 0-1-1 | 0 | 0 | 0 | 0 | 0 |
| Southern Virginia | 11-18-10 | 15 | 0-4 | 0-0 | 0-0 | 1-2-3 | 1 | 1 | 0 | 1 | 0 |
| Texas Tech | 11-21-10 | 10 | 1-4 | 0-1 | 2-3 | 0-0-0 | 1 | 1 | 0 | 1 | 4 |
| USF | 11-23-10 | 12 | 2-4 | 0-1 | 4-4 | 1-2-3 | 0 | 1 | 0 | 1 | 8 |
| Mississippi Valley St. | 11-26-10 | 16 | 0-1 | 0-1 | 2-2 | 0-1-1 | 0 | 4 | 0 | 1 | 2 |
| Chicago St. | 11-27-10 | 11 | 0-3 | 0-0 | 0-0 | 0-1-1 | 0 | 1 | 0 | 0 | 0 |
| Presbyterian College | 12-02-10 | 9 | 0-1 | 0-0 | 0-0 | 0-1-1 | 0 | 0 | 0 | 0 | 2 |
| Winthrop | 12-04-10 | 7 | 0-2 | 0-1 | 2-2 | 0-2-2 | 1 | 0 | 0 | 0 | 2 |
| George Mason | 12-11-10 | 14 | 0-1 | 0-0 | 0-0 | 0-2-2 | 1 | 4 | 0 | 0 | 0 |
| William & Mary | 12-18-10 | 13 | 1-3 | 0-0 | 2-2 | 0-0-0 | 1 | 0 | 0 | 1 | 4 |
| Hampton | 12-22-10 | 4 | 0-0 | 0-0 | 0-0 | 0-1-1 | 0 | 2 | 0 | 0 | 0 |
| Union College | 12-28-10 | 17 | 4-7 | 0-0 | 0-0 | 1-4-5 | 2 | 4 | 0 | 1 | 8 |
| Gardner-Webb | 12-31-10 | 6 | 1-2 | 1-1 | 0-0 | 1-0-1 | 0 | 3 | 0 | 0 | 3 |
| UNC Asheville | 01-02-11 | 19 | 3-4 | 1-1 | 0-0 | 0-1-1 | 2 | 0 | 0 | 1 | 7 |
| Charleston Southern | 01-06-11 | 14 | 1-4 | 0-1 | 0-0 | 1-1-2 | 0 | 1 | 0 | 1 | 2 |
| Coastal Carolina | 01-08-11 | 7 | 0-1 | 0-0 | 0-0 | 0-0-0 | 0 | 0 | 0 | 0 | 0 |
| High Point | 01-13-11 | 5 | 0-2 | 0-0 | 0-0 | 0-0-0 | 1 | 0 | 0 | 0 | 0 |
| Radford | 01-15-11 | 11 | 0-2 | 1-2 | 0-0 | 0-4-4 | 1 | 2 | 0 | 1 | 1 |
| VMI | 01-20-11 | 8 | 1-3 | 1-1 | 0-0 | 0-1-1 | 2 | 1 | 0 | 2 | 3 |
| UNC Asheville | 01-27-11 | 6 | 0-0 | 0-0 | 0-0 | 0-0-0 | 0 | 0 | 0 | 0 | 0 |
| Gardner-Webb | 01-29-11 | 7 | 0-1 | 0-1 | 0-0 | 0-0-0 | 0 | 1 | 0 | 0 | 0 |
| Coastal Carolina | 02-03-11 | 16 | 0-0 | 0-0 | 3-4 | 0-0-0 | 0 | 1 | 0 | 0 | 3 |
| Charleston Southern | 02-05-11 | 4 | 0-0 | 0-0 | 0-0 | 0-1-1 | 0 | 2 | 0 | 0 | 0 |
| Radford | 02-10-11 | 10 | 0-1 | 0-1 | 0-0 | 1-1-2 | 2 | 2 | 0 | 1 | 0 |
| High Point | 02-12-11 | 7 | 0-0 | 0-0 | 0-0 | 0-0-0 | 0 | 1 | 0 | 0 | 0 |
| VMI | 02-15-11 | 2 | 0-0 | 0-0 | 0-0 | 0-0-0 | 0 | 0 | 0 | 0 | 0 |
| Iona | 02-19-11 | 14 | 0-1 | 0-0 | 0-0 | 0-0-0 | 1 | 1 | 0 | 0 | 0 |
| Winthrop | 02-24-11 | 8 | 0-0 | 0-0 | 1-4 | 0-2-2 | 2 | 0 | 0 | 1 | 1 |
| Presbyterian College | 02-26-11 | 17 | 0-1 | 0-0 | 1-2 | 1-1-2 | 3 | 0 | 0 | 0 | 1 |
| High Point | 03-01-11 | 5 | 0-0 | 0-0 | 0-0 | 0-0-0 | 0 | 0 | 0 | 0 | 0 |

Career Stats

| Season | GP | GS | Min | Avg | FG | FGA | Pct | 3FG | 3FGA | Pct | FT | FTA | Pct | ORB | DRB | TOT | Avg | Asst | TO | Blk | Stl | Pts | Avg |
|--------------|-----------|----------|------------|-------------|-----------|-----------|-------------|----------|-----------|-------------|-----------|-----------|-------------|-----------|-----------|-----------|------------|-----------|-----------|----------|-----------|-----------|------------|
| 2010-11 | 32 | 1 | 330 | 10.3 | 18 | 58 | .310 | 4 | 14 | .286 | 22 | 29 | .759 | 8 | 30 | 38 | 1.2 | 23 | 33 | 0 | 13 | 62 | 1.9 |
| 2011-12 | 9 | 3 | 170 | 18.9 | 7 | 31 | .226 | 0 | 6 | .000 | 13 | 16 | .813 | 4 | 29 | 33 | 3.7 | 24 | 12 | 0 | 8 | 27 | 3.0 |
| TOTAL | 41 | 4 | 500 | 12.2 | 25 | 89 | .281 | 4 | 20 | .200 | 35 | 45 | .778 | 12 | 59 | 71 | 1.7 | 41 | 45 | 0 | 21 | 89 | 2.2 |

2011-12 Season Notes/Highlights



5

Kelly Assinesi

*6-0, 170, Fr., G
Greenville, S.C.
St. Joseph's Catholic*

Season Highs

Points - 3
vs. No. 19 Texas A&M (11-09-11)
FG Made - 1
vs. No. 19 Texas A&M (11-09-11)
FG Attempts - 2
vs. No. 19 Texas A&M (11-09-11)
3FG Made - 1
vs. No. 19 Texas A&M (11-09-11)
3FG Attempts - 1 (Two times)
Most recently, vs. Randolph (11-11-11)
Assists - 1 (3 times)
Most recently, vs. Campbell (12-1-11)

Prep: Two-year letterwinner at Pasadena ... second leading scorer for the Stars his freshman season, receiving second team all-league honors ... led team with 13.0 ppg his sophomore season, earning first team all-league and second team all-area recognition ... two-year letterwinner at St. Joseph's ... helped lead the Knights to first-ever winning season (19-8) and first playoff win in 2010 ... third in the state of South Carolina in scoring, averaging 27.0 ppg ... Impact Player of the Year runner-up ... named one of the Top 3 players in the state by WYFF Channel 4 News ... No. 1 in the state in assists (7.0 apg) and fifth in points (25.0 ppg) during his senior season ... broke the 1,000-point mark during two-year stint at St. Joseph's ... two-time conference player of the year and first team all-state honoree ... holds the school record for most points in a game (49) ... finished high school tenure with 1,800 points.

2011-12 Game-by-Game

| OPPONENT | DATE | MIN | FG-FGA | 3FG-FGA | FT-FTA | OFF-DEF-TOT | A | TO | BLK | STL | PTS |
|------------------|----------|-----|--------|---------|--------|-------------|---|----|-----|-----|-----|
| No. 19 Texas A&M | 11-09-11 | 4 | 1-2 | 1-1 | 0-0 | 0-0-0 | 1 | 0 | 0 | 0 | 3 |
| Randolph College | 11-11-11 | 13 | 2-3 | 0-1 | 0-0 | 0-0-0 | 0 | 1 | 0 | 0 | 0 |
| Eastern Kentucky | 11-18-11 | 0 | 0-0 | 0-0 | 0-0 | 0-0-0 | 0 | 0 | 0 | 0 | 0 |
| Lehigh | 11-19-11 | 0 | 0-0 | 0-0 | 0-0 | 0-0-0 | 1 | 0 | 0 | 0 | 0 |
| Georgia State | 11-26-11 | 2 | 0-0 | 0-0 | 0-0 | 0-0-0 | 0 | 1 | 0 | 0 | 0 |
| Campbell | 12-01-11 | 3 | 0-0 | 0-0 | 0-0 | 0-0-0 | 1 | 0 | 0 | 0 | 0 |
| Coastal Carolina | 12-03-11 | 1 | 0-0 | 0-0 | 0-0 | 0-0-0 | 0 | 0 | 0 | 0 | 0 |

Career Stats

| Season | GP | GS | Min | Avg | FG | FGA | Pct | 3FG | 3FGA | Pct | FT | FTA | Pct | ORB | DRB | TOT | Avg | Asst | TO | Blk | Stl | Pts | Avg |
|---------|----|----|-----|-----|----|-----|------|-----|------|------|----|-----|------|-----|-----|-----|-----|------|----|-----|-----|-----|-----|
| 2011-12 | 7 | 0 | 23 | 3.3 | 1 | 3 | .333 | 1 | 2 | .500 | 0 | 0 | .000 | 0 | 0 | 0 | 0.0 | 3 | 2 | 0 | 0 | 3 | 0.4 |

2011-12 Season Notes/Highlights



11

Andrew Smith

6-9, 220, Fr., F

Pompano Beach, Fla.

Highlands Christian

Season Highs

Assists - 1
vs. Randolph (11-11-11)

Prep: Three-year letter winner at Highlands Christian ... two-time first team all-county selection ... team MVP three-straight years ... averaged 17.6 points, 6.4 rebounds, 3.2 blocks and 2.0 assists his sophomore season and was named to the Holiday Classic all-tournament team ... averaged 20.0 points, 9.0 rebounds, 3.0 blocks and 3.2 assists during his junior year, garnering third team all-state honors ... tabbed MVP of Holiday Classic and Clearwater Christian Tournament ... capped off senior year with first team all-state honors, averaging 25.0 points, 9.5 rebounds, 3.4 blocks and 3.3 assists per game ... named to St. Andrews Holiday Tourney all-tournament team.


2011-12 Game-by-Game

| OPPONENT | DATE | MIN | FG-FGA | 3FG-FGA | FT-FTA | OFF-DEF-TOT | A | TO | BLK | STL | PTS |
|------------------|----------|-----|--------|---------|--------|-------------|---|----|-----|-----|-----|
| No. 19 Texas A&M | 11-09-11 | 3 | 0-0 | 0-0 | 0-0 | 0-0-0 | 0 | 0 | 0 | 0 | 0 |
| Randolph College | 11-11-11 | 8 | 0-0 | 0-0 | 0-0 | 0-0-0 | 0 | 0 | 0 | 0 | 0 |
| Lehigh | 11-19-11 | 0 | 0-0 | 0-0 | 0-0 | 0-0-0 | 0 | 0 | 0 | 0 | 0 |
| Georgia State | 11-26-11 | 3 | 0-0 | 0-0 | 0-0 | 0-0-0 | 0 | 0 | 0 | 0 | 0 |

Career Stats

| Season | GP | GS | Min | Avg | FG | FGA | Pct | 3FG | 3FGA | Pct | FT | FTA | Pct | ORB | DRB | TOT | Avg | Asst | TO | Blk | Stl | Pts | Avg |
|---------|----|----|-----|-----|----|-----|------|-----|------|------|----|-----|------|-----|-----|-----|-----|------|----|-----|-----|-----|-----|
| 2011-12 | 4 | 0 | 14 | 3.5 | 0 | 0 | .000 | 0 | 0 | .000 | 0 | 0 | .000 | 0 | 0 | 0 | 0.0 | 1 | 0 | 0 | 0 | 0 | 0.0 |

2011-12 Season Notes/Highlights



13

Tomasz Gielo

6-9, 220, Fr., G/F

Szczecin, Poland

*SMS Cetniewo Sports
Academy*

Season Highs

Prep: Played for SMS Cetniewo Sports Academy, averaging 13.0 points, 8.5 rebounds and 1.5 blocks his senior year ... ranked among Top 25 European prospects ... member of Polish national team, finishing fourth in the 2009 U16 FIBA European Championship his sophomore season ... competed in 2010 U17 FIBA World Championship in Hamburg, Germany his junior year ... averaged 13.8 points, 6.6 rebounds, 2.4 assists and 1.4 blocks, helping team reach the finals ... scored 21 points in the championship finals against the United States en route to a second place finish ... participated in the 2010 U18 FIBA European Championship in Vilnius, Lithuania ... was Poland's leading scorer, averaging 11.7 points on 58.5 percent shooting, including 42.9 percent from three-point range ... finished sixth in the tournament ... represented Poland in the 2011 U19 FIBA World Championships in Riga, Latvia ... member of the Polish national team in the 2011 U18 FIBA European Championship, finishing in sixth place.

Career Stats

2011-12 Season Notes/Highlights



14

David Minaya

*6-6, 205, R-Sr., G
Riverview, Fla.
Oldsmar Christian
(Tennessee Tech)*

Career Highs

Points - 22

vs. VMI (01-20-11)

FG Made - 9

vs. VMI (01-20-11)

FG Attempts - 16

vs. Lehigh (11-19-11)

3FG Made - 4 (Two times)

Most recently, vs. UNC Asheville

(01-27-11)

3FG Attempts - 8

Most recently, vs. UNC Asheville

(01-27-11)

FT Made - 9

vs. Southern Virginia (11-18-10)

FT Attempts - 9

vs. Southern Virginia (11-18-10)

Rebounds - 8 (Two times)

Most recently, vs. Coastal Carolina

(12-3-11)

Assists - 5

vs. Radford (01-15-11)

Steals - 3

vs. UNC Wilmington (11-16-10)

Blocks - 1 (Four times)

Most recently, vs. Radford (2-10-11)

Season Highs

Points - 20

vs. William & Mary (11-14-11)

FG Made - 8

vs. Eastern Kentucky (11-18-11)

FG Attempts - 16

vs. Lehigh (11-19-11)

3FG Made - 2

vs. Eastern Kentucky (11-18-11)

3FG Attempts - 4

vs. Lehigh (11-19-11)

FT Made - 5

vs. William & Mary (11-14-11)

FT Attempts - 6

vs. William & Mary (11-14-11)

Rebounds - 7

vs. William & Mary (11-14-11)

Assists - 2 (Four times)

Most recently, vs. Coastal Carolina

(12-3-11)

Steals - 2

vs. William & Mary (11-14-11)

2011 (R-Jr.): Started 31 contests for the Flames ... one of Liberty's most improved players from the previous season ... posted double scoring figures in 20 contests, including a streak of nine straight games during conference play ... finished with 12 points at Texas Tech (11/21) ... chipped in 14 points in a 67-65 overtime win against Chicago State (11/27) ... put up 12 points in a 66-60 victory at High Point (1/13) followed by a 13-point effort in Liberty's 61-53 win at Radford (1/15) ... led Flames with a career-high 22 points on 9-of-13 shooting in 100-82 win against VMI (1/20) ... tallied 19 points in overtime win against UNC Asheville (1/27) ... posted 20 points and six rebounds at Coastal Carolina (2/3) ... finished with 15 points in 70-69 victory at Charleston Southern (2/5) ... dropped 18 points in Liberty's regular season finale at Presbyterian College.

2011-12 Game-by-Game

| OPPONENT | DATE | MIN | FG-FGA | 3FG-FGA | FT-FTA | OFF-DEF-TOT | A | TO | BLK | STL | PTS |
|------------------|----------|-----|--------|---------|--------|-------------|---|----|-----|-----|-----|
| No. 19 Texas A&M | 11-09-11 | 31 | 5-14 | 1-3 | 3-4 | 1-1-2 | 0 | 2 | 0 | 0 | 14 |
| Randolph College | 11-11-11 | 20 | 2-10 | 0-1 | 0-0 | 1-3-4 | 2 | 1 | 0 | 0 | 4 |
| William & Mary | 11-14-11 | 29 | 7-13 | 1-3 | 5-6 | 1-6-7 | 1 | 2 | 0 | 2 | 20 |
| Eastern Kentucky | 11-18-11 | 35 | 8-14 | 2-4 | 1-1 | 0-3-3 | 2 | 2 | 0 | 0 | 19 |
| Lehigh | 11-19-11 | 35 | 6-16 | 1-4 | 3-4 | 3-2-5 | 1 | 1 | 0 | 1 | 16 |
| William & Mary | 11-20-11 | 35 | 5-9 | 0-2 | 2-2 | 0-4-4 | 2 | 1 | 0 | 1 | 12 |
| Georgia State | 11-26-11 | 23 | 2-9 | 0-3 | 0-0 | 0-2-2 | 1 | 0 | 0 | 0 | 4 |
| Campbell | 12-01-11 | 32 | 4-10 | 0-2 | 2-3 | 1-4-5 | 0 | 1 | 0 | 0 | 10 |
| Coastal Carolina | 12-03-11 | 33 | 6-15 | 0-3 | 2-2 | 2-6-8 | 2 | 0 | 0 | 1 | 14 |


2010-11 Game-by-Game

| OPPONENT | DATE | MIN | FG-FGA | 3FG-FGA | FT-FTA | OFF-DEF-TOT | A | TO | BLK | STL | PTS |
|------------------------|----------|-----|--------|---------|--------|-------------|---|----|-----|-----|-----|
| Virginia Intermont | 11-12-10 | 16 | 6-13 | 0-1 | 1-1 | 0-3-3 | 0 | 1 | 0 | 0 | 13 |
| Notre Dame | 11-14-10 | 23 | 5-10 | 0-1 | 2-2 | 2-2-4 | 0 | 1 | 0 | 0 | 12 |
| UNC Wilmington | 11-16-10 | 33 | 5-12 | 1-1 | 0-0 | 0-2-2 | 1 | 0 | 0 | 3 | 11 |
| Southern Virginia | 11-18-10 | 18 | 2-4 | 0-0 | 9-9 | 0-8-8 | 4 | 0 | 0 | 0 | 13 |
| Texas Tech | 11-21-10 | 32 | 6-10 | 0-0 | 0-0 | 0-1-1 | 1 | 0 | 0 | 1 | 12 |
| USF | 11-23-10 | 24 | 2-8 | 0-1 | 2-2 | 1-3-4 | 1 | 2 | 0 | 0 | 6 |
| Mississippi Valley St. | 11-26-10 | 26 | 3-4 | 1-1 | 5-8 | 0-4-4 | 1 | 2 | 0 | 1 | 12 |
| Chicago St. | 11-27-10 | 26 | 5-11 | 1-2 | 3-4 | 1-4-5 | 3 | 3 | 0 | 1 | 14 |
| Presbyterian College | 12-02-10 | 28 | 3-7 | 0-1 | 1-1 | 1-0-1 | 2 | 3 | 0 | 1 | 7 |
| Winthrop | 12-04-10 | 33 | 3-9 | 1-3 | 2-4 | 0-4-4 | 0 | 3 | 0 | 2 | 9 |
| George Mason | 12-11-10 | 24 | 2-6 | 0-1 | 2-3 | 0-2-2 | 0 | 3 | 0 | 0 | 6 |
| William & Mary | 12-18-10 | 17 | 4-8 | 0-1 | 2-4 | 0-1-1 | 0 | 0 | 0 | 0 | 10 |
| Hampton | 12-22-10 | 19 | 3-6 | 0-0 | 0-0 | 0-1-1 | 2 | 0 | 0 | 0 | 6 |
| Union College | 12-28-10 | 18 | 5-10 | 1-1 | 3-4 | 0-3-3 | 1 | 0 | 0 | 1 | 14 |
| Gardner-Webb | 12-31-10 | 38 | 1-6 | 0-1 | 3-4 | 0-4-4 | 2 | 3 | 0 | 1 | 5 |
| UNC Asheville | 01-02-11 | 24 | 2-9 | 0-1 | 2-2 | 1-2-3 | 0 | 1 | 0 | 0 | 6 |
| Charleston Southern | 01-06-11 | 20 | 3-7 | 1-2 | 0-0 | 0-1-1 | 0 | 1 | 0 | 0 | 7 |
| Coastal Carolina | 01-08-11 | 18 | 2-7 | 2-2 | 0-0 | 1-1-2 | 1 | 1 | 0 | 0 | 8 |
| High Point | 01-13-11 | 32 | 3-9 | 1-3 | 5-6 | 2-5-7 | 0 | 1 | 0 | 1 | 12 |
| Radford | 01-15-11 | 33 | 5-12 | 1-4 | 2-4 | 0-6-6 | 5 | 1 | 0 | 1 | 13 |
| VMI | 01-20-11 | 28 | 9-13 | 3-4 | 1-2 | 0-3-3 | 1 | 0 | 0 | 1 | 22 |
| UNC Asheville | 01-27-11 | 39 | 7-15 | 4-8 | 1-1 | 2-2-4 | 0 | 1 | 1 | 2 | 19 |
| Gardner-Webb | 01-29-11 | 28 | 4-10 | 0-3 | 4-4 | 0-3-3 | 2 | 0 | 0 | 0 | 12 |
| Coastal Carolina | 02-03-11 | 33 | 8-15 | 2-5 | 2-4 | 0-6-6 | 0 | 0 | 0 | 1 | 20 |
| Charleston Southern | 02-05-11 | 36 | 6-13 | 1-4 | 2-2 | 1-3-4 | 3 | 2 | 0 | 0 | 15 |
| Radford | 02-10-11 | 28 | 4-9 | 1-4 | 3-4 | 0-3-3 | 2 | 2 | 1 | 0 | 12 |
| High Point | 02-12-11 | 32 | 5-15 | 0-4 | 3-4 | 1-2-3 | 1 | 3 | 0 | 1 | 13 |
| VMI | 02-15-11 | 27 | 0-9 | 0-2 | 0-0 | 0-3-3 | 4 | 0 | 0 | 0 | 0 |
| Iona | 02-19-11 | 23 | 5-9 | 0-1 | 0-0 | 1-1-2 | 0 | 0 | 0 | 1 | 10 |
| Winthrop | 02-24-11 | 23 | 2-9 | 0-0 | 0-0 | 0-0-0 | 0 | 3 | 0 | 0 | 4 |
| Presbyterian College | 02-26-11 | 27 | 6-13 | 0-2 | 6-8 | 1-3-4 | 1 | 1 | 0 | 0 | 18 |
| High Point | 03-01-11 | 21 | 1-8 | 0-1 | 0-1 | 0-0-0 | 3 | 0 | 0 | 0 | 2 |

Career Stats

| Season | GP | GS | Min | Avg | FG | FGA | Pct | 3FG | 3FGA | Pct | FT | FTA | Pct | ORB | DRB | TOT | Avg | Asst | TO | Blk | Stl | Pts | Avg |
|--------------|-----------|-----------|-------------|-------------|------------|------------|-------------|-----------|------------|-------------|------------|------------|-------------|-----------|------------|------------|------------|-----------|-----------|----------|-----------|------------|------------|
| 2009-10 | 29 | 6 | 341 | 11.8 | 33 | 100 | .330 | 4 | 25 | .160 | 20 | 27 | .741 | 15 | 38 | 53 | 1.8 | 8 | 26 | 1 | 9 | 90 | 3.1 |
| 2010-11 | 32 | 31 | 847 | 26.5 | 127 | 306 | .415 | 21 | 65 | .323 | 66 | 88 | .750 | 15 | 86 | 101 | 3.2 | 40 | 38 | 2 | 19 | 341 | 10.7 |
| 2011-12 | 9 | 8 | 273 | 30.3 | 45 | 110 | .409 | 5 | 25 | .200 | 18 | 22 | .818 | 9 | 31 | 40 | 4.4 | 11 | 10 | 0 | 5 | 113 | 12.6 |
| TOTAL | 70 | 45 | 1461 | 20.9 | 205 | 516 | .397 | 30 | 115 | .261 | 104 | 137 | .759 | 39 | 155 | 194 | 2.8 | 59 | 74 | 3 | 33 | 544 | 7.8 |

2011-12 Season Notes/Highlights



15

Ethan Layer

6-1, 160, Fr., G
Forest, Va.

Liberty Christian Academy

Season Highs

Points - 11

vs. Campbell (12-1-11)

FG Made - 3

vs. Campbell (12-1-11)

FG Attempts - 6

vs. Campbell (12-1-11)

3 FG Made - 3

vs. Campbell (12-1-11)

3FG Attempts - 6

vs. Campbell (12-1-11)

FT Made - 2

vs. Campbell (12-1-11)

FT Attempts - 3

vs. Campbell (12-1-11)

Rebounds - 1 (Two times)

Most recently, vs. Georgia St. (11-26-11)

Assists - 1

vs. Randolph (11-11-11)

Steals - 1

vs. Randolph (11-11-11)

Prep: Two-year letter-winner at Liberty Christian Academy (LCA) ... two-time first team all-conference and all-tournament honoree ... two-time member of the all-area team, named to the second team his junior season and first team his senior season ... tabbed all-state honorable mention as a senior.

Personal: Son of Dale and Brenda Layer ... father is the current head coach at Liberty ... brother Tim was a member of the Flames program during the 07-08 season.

2011-12 Game-by-Game

| OPPONENT | DATE | MIN | FG-FGA | 3FG-FGA | FT-FTA | OFF-DEF-TOT | A | TO | BLK | STL | PTS |
|------------------|----------|-----|--------|---------|--------|-------------|---|----|-----|-----|-----|
| No. 19 Texas A&M | 11-09-11 | 0 | 0-0 | 0-0 | 0-0 | 0-0-0 | 0 | 0 | 0 | 0 | 0 |
| Randolph College | 11-11-11 | 14 | 2-5 | 1-3 | 0-0 | 0-0-0 | 1 | 2 | 0 | 1 | 5 |
| William & Mary | 11-14-11 | 3 | 0-0 | 0-0 | 0-0 | 0-0-0 | 0 | 0 | 0 | 0 | 0 |
| Eastern Kentucky | 11-18-11 | 2 | 0-0 | 0-0 | 0-0 | 0-0-0 | 0 | 0 | 0 | 0 | 0 |
| Lehigh | 11-19-11 | 3 | 1-1 | 1-1 | 0-0 | 0-0-0 | 0 | 0 | 0 | 0 | 3 |
| William & Mary | 11-20-11 | 2 | 0-0 | 0-0 | 0-0 | 0-0-0 | 0 | 0 | 0 | 0 | 0 |
| Georgia State | 11-26-11 | 5 | 0-3 | 0-3 | 0-0 | 0-1-1 | 0 | 0 | 0 | 0 | 0 |
| Campbell | 12-01-11 | 11 | 3-6 | 3-6 | 2-3 | 0-0-0 | 0 | 0 | 0 | 0 | 11 |
| Coastal Carolina | 12-03-11 | 4 | 1-2 | 1-2 | 0-1 | 0-0-0 | 0 | 0 | 0 | 0 | 3 |

Career Stats

| Season | GP | GS | Min | Avg | FG | FGA | Pct | 3FG | 3FGA | Pct | FT | FTA | Pct | ORB | DRB | TOT | Avg | Asst | TO | Blk | Stl | Pts | Avg |
|---------|----|----|-----|-----|----|-----|------|-----|------|------|----|-----|------|-----|-----|-----|-----|------|----|-----|-----|-----|-----|
| 2011-12 | 9 | 0 | 45 | 5.0 | 7 | 17 | .412 | 6 | 15 | .400 | 2 | 4 | .500 | 0 | 2 | 2 | 0.2 | 1 | 2 | 0 | 1 | 22 | 2.4 |

2011-12 Season Notes/Highlights



20

John Brown

6-4, 195, R-Senior G
Savannah, Ga.
Sol. C. Johnson HS
(Roane State)

Career Highs

Points - 23
vs. Presbyterian College (12-02-10)
FG Made - 10
vs. VMI (02-15-11)
FG Attempts - 17
vs. VMI (02-15-11)
3FG Attempts - 1
vs. Virginia Intermont (11-12-10)
FT Made - 5 (Two times)
Most recently, vs. Presbyterian College
(02-26-11)
FT Attempts - 7
vs. Iona (02-19-11)
Rebounds - 17
vs. Virginia Intermont (11-12-10)
Assists - 4
vs. VMI (01-20-11)
Steals - 5
vs. Charleston Southern (01-06-11)
Blocks - 1 (Nine times)
Most recently, vs. High Point (03-01-11)

2011 (R-Jr.): One of two players to start all 32 contests for the Flames ... earned second team All-Big South honors ... concluded the year No. 8 in the country and led the league in rebounding with 10.8 boards per game ... second leading scorer for Liberty, averaging 11.3 points per game ... grabbed 344 rebounds during the season, the fifth highest single-season mark in program history and the second-highest mark by a Liberty junior ... recorded 14 double-doubles during the season, one shy of tying the program's single-season mark of 15, set by Alex McLean and Mike Coleman ... posted 18 points and a season high 17 rebounds in his Liberty debut against Virginia Intermont (11/12), tying a Vines Center record for most rebounds in a game ... posted 10 points and 12 boards at Notre Dame (11/14) ... finished with 16 points and 15 boards in overtime win versus Chicago State (11/27) ... led Liberty with a season-high 23 points and 13 rebounds in a win over Presbyterian (12/2) ... instrumental in 83-81 overtime win against UNC Asheville (01/27), hitting a buzzer beating layup to win the contest for the Flames ... connected on clutch tip-in to help the Flames defeat Charleston Southern, 70-69 (2/5) ... finished with 22 points and 16 rebounds at VMI (2/15) ... named to the Big South Presidential Honor Roll.

2010-11 Game-by-Game

| OPPONENT | DATE | MIN | FG-FGA | 3FG-FGA | FT-FTA | OFF-DEF-TOT | A | TO | BLK | STL | PTS |
|------------------------|----------|-----|--------|---------|--------|-------------|---|----|-----|-----|-----|
| Virginia Intermont | 11-12-10 | 27 | 7-11 | 0-1 | 4-4 | 10-7-17 | 1 | 1 | 0 | 1 | 18 |
| Notre Dame | 11-14-10 | 33 | 5-11 | 0-0 | 0-0 | 5-7-12 | 2 | 3 | 0 | 3 | 10 |
| UNC Wilmington | 11-16-10 | 33 | 6-11 | 0-0 | 2-3 | 4-3-7 | 1 | 3 | 0 | 3 | 14 |
| Southern Virginia | 11-18-10 | 22 | 5-8 | 0-0 | 1-2 | 4-5-9 | 3 | 0 | 0 | 0 | 11 |
| Texas Tech | 11-21-10 | 36 | 5-13 | 0-0 | 0-0 | 5-9-14 | 2 | 6 | 1 | 1 | 10 |
| USF | 11-23-10 | 30 | 2-7 | 0-0 | 3-4 | 1-3-4 | 2 | 2 | 1 | 3 | 7 |
| Mississippi Valley St. | 11-26-10 | 30 | 2-6 | 0-0 | 3-5 | 3-6-9 | 1 | 2 | 0 | 2 | 7 |
| Chicago St. | 11-27-10 | 40 | 7-12 | 0-0 | 2-6 | 7-8-15 | 0 | 2 | 1 | 0 | 16 |
| Presbyterian College | 12-02-10 | 35 | 9-15 | 0-0 | 5-6 | 5-8-13 | 2 | 3 | 0 | 1 | 23 |
| Winthrop | 12-04-10 | 28 | 5-10 | 0-0 | 0-0 | 4-4-8 | 0 | 3 | 0 | 0 | 10 |
| George Mason | 12-11-10 | 31 | 3-9 | 0-0 | 1-2 | 3-4-7 | 2 | 2 | 0 | 1 | 7 |
| William & Mary | 12-18-10 | 33 | 5-11 | 0-0 | 4-6 | 2-10-12 | 2 | 2 | 0 | 4 | 14 |
| Hampton | 12-22-10 | 34 | 3-8 | 0-0 | 1-2 | 3-8-11 | 0 | 7 | 1 | 3 | 7 |
| Union College | 12-28-10 | 14 | 3-5 | 0-0 | 2-4 | 2-5-7 | 1 | 1 | 0 | 1 | 8 |
| Gardner-Webb | 12-31-10 | 25 | 4-5 | 0-0 | 0-0 | 1-4-5 | 0 | 5 | 1 | 1 | 8 |
| UNC Asheville | 01-02-11 | 33 | 3-5 | 0-0 | 2-2 | 3-4-7 | 0 | 5 | 0 | 1 | 8 |
| Charleston Southern | 01-06-11 | 32 | 6-12 | 0-0 | 1-2 | 7-5-12 | 2 | 5 | 0 | 5 | 13 |
| Coastal Carolina | 01-08-11 | 38 | 6-12 | 0-0 | 1-2 | 4-9-13 | 0 | 3 | 0 | 2 | 13 |
| High Point | 01-13-11 | 37 | 7-12 | 0-0 | 0-0 | 2-8-10 | 1 | 5 | 0 | 2 | 14 |
| Radford | 01-15-11 | 21 | 5-6 | 0-0 | 1-3 | 6-8-14 | 2 | 2 | 0 | 0 | 11 |
| VMI | 01-20-11 | 35 | 7-10 | 0-0 | 0-0 | 2-7-9 | 4 | 4 | 0 | 4 | 14 |
| UNC Asheville | 01-27-11 | 41 | 6-13 | 0-0 | 1-3 | 5-7-12 | 1 | 3 | 0 | 3 | 13 |
| Gardner-Webb | 01-29-11 | 29 | 4-8 | 0-0 | 1-2 | 8-8-16 | 1 | 2 | 1 | 0 | 9 |
| Coastal Carolina | 02-03-11 | 32 | 3-9 | 0-0 | 0-0 | 3-8-11 | 1 | 5 | 0 | 1 | 6 |
| Charleston Southern | 02-05-11 | 36 | 8-16 | 0-0 | 0-2 | 5-5-10 | 1 | 4 | 0 | 1 | 16 |
| Radford | 02-10-11 | 32 | 5-7 | 0-0 | 1-2 | 4-9-13 | 2 | 5 | 1 | 3 | 11 |
| High Point | 02-12-11 | 32 | 2-3 | 0-0 | 1-2 | 2-7-9 | 1 | 3 | 0 | 2 | 5 |
| VMI | 02-15-11 | 37 | 10-17 | 0-0 | 2-3 | 7-9-16 | 1 | 3 | 0 | 2 | 22 |
| Iona | 02-19-11 | 37 | 4-8 | 0-0 | 1-7 | 4-8-12 | 3 | 2 | 1 | 3 | 9 |
| Winthrop | 02-24-11 | 30 | 4-7 | 0-0 | 0-0 | 2-8-10 | 1 | 2 | 0 | 1 | 8 |
| Presbyterian College | 02-26-11 | 31 | 4-9 | 0-0 | 5-6 | 3-4-7 | 1 | 2 | 0 | 1 | 13 |
| High Point | 03-01-11 | 37 | 4-6 | 0-0 | 0-0 | 3-10-13 | 2 | 0 | 1 | 2 | 8 |

Career Stats

| Season | GP | GS | Min | Avg | FG | FGA | Pct | 3FG | 3FGA | Pct | FT | FTA | Pct | ORB | DRB | TOT | Avg | Asst | TO | Blk | Stl | Pts | Avg |
|---------|----|----|------|------|-----|-----|------|-----|------|------|----|-----|------|-----|-----|-----|------|------|----|-----|-----|-----|------|
| 2010-11 | 32 | 32 | 1021 | 31.9 | 159 | 302 | .526 | 0 | 1 | .000 | 45 | 80 | .563 | 129 | 215 | 344 | 10.8 | 43 | 97 | 9 | 57 | 363 | 11.3 |

2011-12 Season Notes/Highlights



21
Joel Vander Pol
6-10, 225, R-So., C
Fort Meyers, Fla.
Evangelical Christian

2011 (R-Fr.): Appeared in 31 contests, starting 16 ... averaged 4.1 points and 3.2 rebounds per game ... third on the team in blocked shots with 21 ... chipped in nine points and three rebounds in a 71-62 victory over William & Mary (12/18) ... finished with a career-high 14 points, while adding six points and two blocks at Hampton (12/22) ... posted eight points and six rebounds versus Gardner-Webb (1/29) ... garnered 10 points and a career-high seven boards in a 70-69 win at Charleston Southern (2/5).

2011-12 Game-by-Game

| OPPONENT | DATE | MIN | FG-FGA | 3FG-FGA | FT-FTA | OFF-DEF-TOT | A | TO | BLK | STL | PTS |
|------------------|----------|-----|--------|---------|--------|-------------|---|----|-----|-----|-----|
| No. 19 Texas A&M | 11-09-11 | 18 | 0-2 | 0-0 | 0-0 | 1-4-5 | 0 | 2 | 0 | 1 | 0 |
| Randolph College | 11-11-11 | 16 | 1-3 | 0-0 | 0-2 | 2-3-5 | 0 | 1 | 1 | 0 | 2 |
| William & Mary | 11-14-11 | 18 | 2-4 | 0-0 | 4-6 | 2-0-2 | 0 | 2 | 0 | 0 | 8 |
| Eastern Kentucky | 11-18-11 | 21 | 2-4 | 0-0 | 0-1 | 0-2-2 | 0 | 0 | 0 | 1 | 4 |
| Lehigh | 11-19-11 | 11 | 1-2 | 0-0 | 2-2 | 0-0-0 | 0 | 1 | 0 | 0 | 4 |
| William & Mary | 11-20-11 | 8 | 1-1 | 0-0 | 0-1 | 1-1-2 | 0 | 3 | 0 | 0 | 2 |
| Georgia State | 11-26-11 | 8 | 2-3 | 0-0 | 1-1 | 1-3-4 | 0 | 0 | 1 | 1 | 5 |
| Campbell | 12-01-11 | 22 | 5-9 | 0-0 | 10-13 | 4-5-9 | 0 | 1 | 2 | 2 | 20 |
| Coastal Carolina | 12-03-11 | 22 | 0-2 | 0-0 | 2-6 | 1-4-5 | 0 | 3 | 1 | 0 | 2 |

2010-11 Game-by-Game

| OPPONENT | DATE | MIN | FG-FGA | 3FG-FGA | FT-FTA | OFF-DEF-TOT | A | TO | BLK | STL | PTS |
|------------------------|----------|-----|--------|---------|--------|-------------|---|----|-----|-----|-----|
| Virginia Intermont | 11-12-10 | 9 | 0-2 | 0-0 | 1-2 | 1-0-1 | 2 | 0 | 0 | 1 | 1 |
| Notre Dame | 11-14-10 | 6 | 0-1 | 0-0 | 0-0 | 0-0-0 | 0 | 0 | 0 | 0 | 0 |
| UNC Wilmington | 11-16-10 | 5 | 0-1 | 0-0 | 0-0 | 1-0-1 | 0 | 0 | 0 | 0 | 0 |
| Southern Virginia | 11-18-10 | 9 | 2-3 | 0-0 | 1-3 | 1-3-4 | 0 | 1 | 1 | 0 | 5 |
| Texas Tech | 11-21-10 | 9 | 2-3 | 0-0 | 0-2 | 2-3-5 | 0 | 1 | 1 | 1 | 4 |
| USF | 11-23-10 | 12 | 0-1 | 0-0 | 1-2 | 1-1-2 | 0 | 1 | 0 | 0 | 1 |
| Mississippi Valley St. | 11-26-10 | 10 | 0-0 | 0-0 | 0-0 | 0-1-1 | 0 | 1 | 0 | 0 | 0 |
| Chicago St. | 11-27-10 | 6 | 0-0 | 0-0 | 0-0 | 1-2-3 | 0 | 1 | 1 | 0 | 0 |
| Presbyterian College | 12-02-10 | 9 | 0-2 | 0-0 | 2-2 | 2-1-3 | 1 | 1 | 1 | 0 | 2 |
| Winthrop | 12-04-10 | 17 | 1-2 | 0-0 | 1-2 | 1-2-3 | 0 | 1 | 2 | 0 | 3 |
| George Mason | 12-11-10 | 17 | 2-4 | 0-0 | 1-4 | 1-2-3 | 0 | 0 | 0 | 0 | 5 |
| William & Mary | 12-18-10 | 21 | 4-4 | 0-0 | 1-2 | 1-2-3 | 0 | 0 | 0 | 1 | 9 |
| Hampton | 12-22-10 | 24 | 7-7 | 0-0 | 0-0 | 3-3-6 | 0 | 4 | 2 | 0 | 14 |
| Union College | 12-28-10 | 23 | 2-6 | 0-0 | 3-6 | 3-2-5 | 0 | 1 | 3 | 1 | 7 |
| Gardner-Webb | 12-31-10 | 20 | 0-0 | 0-0 | 0-0 | 0-4-4 | 0 | 1 | 0 | 0 | 0 |
| UNC Asheville | 01-02-11 | 20 | 0-1 | 0-0 | 2-4 | 0-2-2 | 1 | 3 | 2 | 0 | 2 |
| Charleston Southern | 01-06-11 | 19 | 3-6 | 0-0 | 0-0 | 1-2-3 | 0 | 0 | 1 | 0 | 6 |
| Coastal Carolina | 01-08-11 | 19 | 0-2 | 0-0 | 2-2 | 0-2-2 | 0 | 3 | 1 | 0 | 2 |
| High Point | 01-13-11 | 14 | 2-3 | 0-0 | 2-2 | 2-2-4 | 0 | 1 | 1 | 0 | 6 |
| Radford | 01-15-11 | 21 | 2-4 | 0-0 | 1-4 | 2-4-6 | 0 | 1 | 2 | 0 | 5 |
| VMI | 01-20-11 | 8 | 1-3 | 0-0 | 0-2 | 1-1-2 | 0 | 1 | 0 | 0 | 2 |
| UNC Asheville | 01-27-11 | 7 | 0-0 | 0-0 | 0-0 | 0-0-0 | 0 | 0 | 0 | 0 | 0 |
| Gardner-Webb | 01-29-11 | 20 | 2-2 | 0-0 | 4-5 | 4-2-6 | 1 | 0 | 0 | 0 | 8 |
| Coastal Carolina | 02-03-11 | 18 | 2-4 | 0-0 | 2-4 | 1-5-6 | 0 | 0 | 0 | 0 | 6 |
| Charleston Southern | 02-05-11 | 28 | 4-5 | 0-0 | 2-3 | 4-3-7 | 0 | 1 | 2 | 0 | 10 |
| Radford | 02-10-11 | 22 | 1-4 | 0-0 | 5-6 | 0-2-2 | 0 | 1 | 0 | 1 | 7 |
| High Point | 02-12-11 | 24 | 0-3 | 0-0 | 6-6 | 3-2-5 | 0 | 0 | 1 | 0 | 6 |
| VMI | 02-15-11 | 18 | 2-2 | 0-0 | 1-2 | 1-5-6 | 0 | 0 | 0 | 0 | 5 |
| Iona | 02-19-11 | 15 | 2-4 | 0-0 | 0-0 | 1-1-2 | 0 | 1 | 0 | 0 | 4 |
| Winthrop | 02-24-11 | 9 | 1-2 | 0-0 | 0-0 | 1-1-2 | 0 | 0 | 0 | 0 | 2 |
| High Point | 03-01-11 | 4 | 2-2 | 0-0 | 0-0 | 0-0-0 | 0 | 0 | 0 | 0 | 4 |

Career Highs

- Points - 20 vs. Campbell (12-1-11)
- FG Made - 7 vs. Hampton (12-22-10)
- FG Attempts - 9 vs. Campbell (12-1-11)
- FT Made - 10 vs. Campbell (12-1-11)
- FT Attempts - 13 vs. Campbell (12-1-11)
- Rebounds - 9 vs. Campbell (12-1-11)
- Assists - 2 vs. Virginia Intermont (11-12-10)
- Steals - 2 vs. Campbell (12-1-11)
- Blocks - 3 vs. Union College (12-28-10)

Season Highs

- Points - 20 vs. Campbell (12-1-11)
- FG Made - 5 vs. Campbell (12-1-11)
- FG Attempts - 9 vs. Campbell (12-1-11)
- FT Made - 10 vs. Campbell (12-1-11)
- FT Attempts - 13 vs. Campbell (12-1-11)
- Rebounds - 9 vs. Campbell (12-1-11)
- Steals - 2 vs. Campbell (12-1-11)
- Blocks - 2 vs. Campbell (12-1-11)

Career Stats

| Season | GP | GS | Min | Avg | FG | FGA | Pct | 3FG | 3FGA | Pct | FT | FTA | Pct | ORB | DRB | TOT | Avg | Asst | TO | Blk | Stl | Pts | Avg |
|--------------|-----------|-----------|------------|-------------|-----------|------------|-------------|----------|----------|-------------|-----------|-----------|-------------|-----------|-----------|------------|------------|----------|-----------|-----------|-----------|------------|------------|
| 2010-11 | 31 | 16 | 463 | 14.9 | 44 | 83 | .530 | 0 | 0 | .000 | 38 | 65 | .585 | 39 | 60 | 99 | 3.2 | 5 | 25 | 21 | 5 | 126 | 4.1 |
| 2011-12 | 9 | 6 | 144 | 16.0 | 14 | 30 | .467 | 0 | 0 | .000 | 19 | 32 | .594 | 12 | 22 | 34 | 3.8 | 0 | 13 | 5 | 5 | 47 | 5.2 |
| TOTAL | 40 | 22 | 607 | 15.2 | 58 | 113 | .513 | 0 | 0 | .000 | 57 | 97 | .588 | 51 | 82 | 133 | 3.3 | 5 | 38 | 26 | 10 | 173 | 4.3 |



2011-12 Season Notes/Highlights

Previous School: Two-year letterwinner at Cape Fear Community College ... coached by former Liberty guard and captain Ryan Mantlo (2003-04) ... two-time all-conference honoree ... first team all-region ... regional player of the year ... JUCO All-America first team member ... two-time regular season champion with the Sea Devils... led Cape Fear to an eighth place finish at the JUCO national tournament.

Prep: Three-year letterwinner at Green Hope ... all-freshman team honoree ... helped team reach the third round of the state tournament during his junior season ... first team all-triangle and all-conference member ... led team to independent prep state championship his final season ... all-tournament team member ... named championship MVP.

22

Tavares Speaks

6-4, 185, Jr., G

Raleigh, N.C.

Green Hope

(Cape Fear CC)

Season Highs

Points - 18

vs. Randolph (11-11-11)

FG Made - 7 (Four times)

Most recently, vs. Coastal Carolina (12-3-11)

FG Attempts - 16

vs. Georgia St. (11-26-11)

3FG Attempts - 1

vs. No. 19 Texas A&M (11-09-11)

FT Made - 5

vs. Lehigh (11-19-11)

FT Attempts - 68

vs. Lehigh (11-19-11)

Rebounds - 4

vs. Lehigh (11-19-11)

Assists - 1 (Four times)

Most recently, vs. Campbell (12-1-11)

Steals - 3

vs. Lehigh (11-19-11)

Blocks - 1

vs. Randolph (11-11-11)

2011-12 Game-by-Game

| OPPONENT | DATE | MIN | FG-FGA | 3FG-FGA | FT-FTA | OFF-DEF-TOT | A | TO | BLK | STL | PTS |
|------------------|----------|-----|--------|---------|--------|-------------|---|----|-----|-----|-----|
| No. 19 Texas A&M | 11-09-11 | 26 | 3-8 | 0-1 | 0-0 | 0-2-2 | 0 | 0 | 0 | 0 | 6 |
| Randolph College | 11-11-11 | 19 | 7-9 | 0-0 | 4-6 | 0-2-2 | 1 | 0 | 1 | 2 | 18 |
| William & Mary | 11-14-11 | 24 | 3-6 | 0-0 | 0-0 | 0-0-0 | 0 | 2 | 0 | 2 | 6 |
| Eastern Kentucky | 11-18-11 | 30 | 7-14 | 0-1 | 0-0 | 1-2-3 | 0 | 1 | 0 | 1 | 14 |
| Lehigh | 11-19-11 | 29 | 3-10 | 0-1 | 5-8 | 2-2-4 | 1 | 0 | 0 | 3 | 11 |
| William & Mary | 11-20-11 | 36 | 5-12 | 0-0 | 3-4 | 0-2-2 | 0 | 1 | 0 | 2 | 13 |
| Georgia State | 11-26-11 | 32 | 7-16 | 0-0 | 2-3 | 3-3-6 | 1 | 2 | 0 | 2 | 16 |
| Campbell | 12-01-11 | 28 | 3-7 | 0-0 | 1-2 | 0-0-0 | 1 | 2 | 0 | 0 | 7 |
| Coastal Carolina | 12-03-11 | 33 | 7-11 | 0-0 | 1-2 | 0-3-3 | 0 | 2 | 0 | 0 | 15 |

Career Stats

| Season | GP | GS | Min | Avg | FG | FGA | Pct | 3FG | 3FGA | Pct | FT | FTA | Pct | ORB | DRB | TOT | Avg | Asst | TO | Blk | Stl | Pts | Avg |
|---------|----|----|-----|------|----|-----|------|-----|------|------|----|-----|------|-----|-----|-----|-----|------|----|-----|-----|-----|------|
| 2011-12 | 9 | 5 | 257 | 28.6 | 45 | 93 | .484 | 0 | 3 | .000 | 16 | 25 | .640 | 6 | 16 | 22 | 2.4 | 4 | 10 | 1 | 12 | 106 | 11.8 |

2011-12 Season Notes/Highlights



23

Hart Gliedman

6-5, 210, R-Fr., F

New York, N. Y.

Long Island Lutheran

Season Highs

Points - 4

vs. Randolph (11-11-11)

FG Made - 2

vs. Randolph (11-11-11)

FG Attempts - 4

vs. Randolph (11-11-11)

FT Attempts - 1

vs. Randolph (11-11-11)

Rebounds - 1 (Two times)

Most recently, vs. Lehigh (11-19-11)

Prep: Two-year letter winner at Friends Seminary ... two-time all-league selection ... helped his team win the conference his sophomore year ... sat out his junior season upon transferring to Long Island Lutheran (LuHi) ... finished his career as a captain at LuHi his senior year ... 1,000 point scorer during his high school career ... tabbed an all-tournament selection at the New York State Federation Championship Tournament ... named MVP at the Big Apple Tournament, New York City's premier city tournament ... regarded as one of Long Island's Top 10 players ... earned New Balance Academic All-State honors ... won a gold medal the 2007 Maccabi Europe Tournament Summer 2007 in Rome, Italy, squaring off with top European teams.

2011-12 Game-by-Game

| OPPONENT | DATE | MIN | FG-FGA | 3FG-FGA | FT-FTA | OFF-DEF-TOT | A | TO | BLK | STL | PTS |
|------------------|----------|-----|--------|---------|--------|-------------|---|----|-----|-----|-----|
| No. 19 Texas A&M | 11-09-11 | 2 | 0-0 | 0-0 | 0-0 | 0-0-0 | 0 | 0 | 0 | 0 | 0 |
| Randolph College | 11-11-11 | 15 | 2-4 | 0-0 | 0-1 | 0-1-1 | 0 | 2 | 0 | 0 | 4 |
| William & Mary | 11-14-11 | 2 | 0-0 | 0-0 | 0-0 | 0-0-0 | 0 | 0 | 0 | 0 | 0 |
| Eastern Kentucky | 11-18-11 | 3 | 0-0 | 0-0 | 0-0 | 0-0-0 | 0 | 0 | 0 | 0 | 0 |
| Lehigh | 11-19-11 | 3 | 0-0 | 0-0 | 0-0 | 0-1-1 | 0 | 0 | 0 | 0 | 0 |
| Georgia State | 11-26-11 | 6 | 0-1 | 0-0 | 0-0 | 1-0-1 | 0 | 0 | 0 | 0 | 0 |
| Campbell | 12-01-11 | 15 | 0-1 | 0-0 | 0-0 | 0-0-0 | 0 | 0 | 0 | 0 | 0 |

Career Stats

| Season | GP | GS | Min | Avg | FG | FGA | Pct | 3FG | 3FGA | Pct | FT | FTA | Pct | ORB | DRB | TOT | Avg | Asst | TO | Blk | Stl | Pts | Avg |
|---------|----|----|-----|-----|----|-----|------|-----|------|------|----|-----|------|-----|-----|-----|-----|------|----|-----|-----|-----|-----|
| 2011-12 | 7 | 0 | 35 | 5.0 | 2 | 6 | .333 | 0 | 0 | .000 | 0 | 1 | .000 | 1 | 2 | 3 | 0.4 | 0 | 2 | 0 | 0 | 4 | 0.6 |

2011-12 Season Notes/Highlights



24

Antwan Burrus
6-6, 235, Junior F
Winterville, N.C.
South Central

Career Highs

Points - 20

vs. VMI (01-28-10)

FG Made - 7 (Three times)

Most recently, vs. William & Mary (11-14-11)

FG Attempts - 14

vs. Coastal Carolina (12-3-11)

3FG Attempts - 1

vs. UCF (12-29-09)

FT Made - 8 (Three times)

Most recently, vs. Gardner-Webb (12-31-10)

FT Attempts -13

vs. Gardner-Webb (12-31-10)

Rebounds - 13

vs. VMI (01-28-10)

Assists - 6

vs. VMI (01-28-10)

Steals - 2 (Four times)

Most recently, vs. No. 19 Texas A&M (11-09-11)

Blocks - 5

vs. Radford (01-15-11)

Season Highs

Points - 14

vs. William & Mary (11-14-11)

FG Made - 7

vs. William & Mary (11-14-11)

FG Attempts - 14

vs. Coastal Carolina (12-3-11)

FT Made - 3

vs. Eastern Kentucky (11-18-11)

FT Attempts - 4

vs. Eastern Kentucky (11-18-11)

Rebounds - 11

vs. Lehigh (11-19-11)

Assists - 2

Most recently, vs. William & Mary (11-20-11)

Steals - 2

vs. No. 19 Texas A&M (11-09-11)

Blocks - 2 (Three times)

Most recently, vs. Georgia St. (11-26-11)

2011 (So.): Appeared in all 32 contests for the Flames, starting 14 ... team leader in blocked shots, finishing fifth in the Big South with 40 ... fifth on the team in scoring, averaging 6.5 ppg ... third-leading rebounder with 4.2 rpg ... 10th in the league in offensive rebounds, pulling down 2.3 per game ... recorded double-digit scoring figures in 10 contests ... scored 14 second-half points against UNC Wilmington (11/16) to finish with 16 tallies and eight rebounds ... posted 13 points at Texas Tech (11/21) ... garnered a double-double in a 64-58 win over Mississippi Valley State (11/26), putting up 10 points and 11 rebounds ... finished with 14 points on 6-for-10 shooting in a 67-65 overtime win against Chicago State (11/27) in the South Padre Island Invitational ... tallied 11 points in games against Union College (12/28) and Radford (1/15) ... racked up 13 points and 7 rebounds in a 100-82 win versus VMI (1/20).

2011-12 Game-by-Game

| OPPONENT | DATE | MIN | FG-FGA | 3FG-FGA | FT-FTA | OFF-DEF-TOT | A | TO | BLK | STL | PTS |
|------------------|----------|-----|--------|---------|--------|-------------|---|----|-----|-----|-----|
| No. 19 Texas A&M | 11-09-11 | 30 | 4-8 | 0-0 | 2-2 | 1-2-3 | 1 | 1 | 0 | 2 | 10 |
| Randolph College | 11-11-11 | 16 | 5-5 | 0-0 | 0-0 | 1-3-4 | 0 | 1 | 2 | 0 | 10 |
| William & Mary | 11-14-11 | 33 | 7-11 | 0-0 | 0-1 | 3-3-6 | 1 | 0 | 0 | 1 | 14 |
| Eastern Kentucky | 11-18-11 | 27 | 2-4 | 0-0 | 3-4 | 2-4-6 | 0 | 5 | 1 | 0 | 7 |
| Lehigh | 11-19-11 | 31 | 4-8 | 0-0 | 2-3 | 3-8-11 | 0 | 0 | 1 | 0 | 10 |
| William & Mary | 11-20-11 | 32 | 4-8 | 0-0 | 2-2 | 2-5-7 | 2 | 3 | 2 | 0 | 10 |
| Georgia State | 11-26-11 | 31 | 2-6 | 0-0 | 0-0 | 0-0-0 | 0 | 1 | 2 | 1 | 4 |
| Campbell | 12-01-11 | 22 | 2-9 | 0-0 | 2-2 | 4-3-7 | 1 | 0 | 0 | 0 | 6 |
| Coastal Carolina | 12-03-11 | 32 | 6-14 | 0-0 | 0-0 | 6-4-10 | 0 | 1 | 0 | 0 | 12 |

2010-11 Game-by-Game

| OPPONENT | DATE | MIN | FG-FGA | 3FG-FGA | FT-FTA | OFF-DEF-TOT | A | TO | BLK | STL | PTS |
|------------------------|----------|-----|--------|---------|--------|-------------|---|----|-----|-----|-----|
| Virginia Intermont | 11-12-10 | 15 | 3-7 | 0-0 | 0-0 | 3-1-4 | 0 | 2 | 2 | 2 | 6 |
| Notre Dame | 11-14-10 | 19 | 0-3 | 0-0 | 0-0 | 0-1-1 | 1 | 2 | 1 | 0 | 0 |
| UNC Wilmington | 11-16-10 | 34 | 7-13 | 0-0 | 2-2 | 5-3-8 | 0 | 1 | 3 | 0 | 16 |
| Southern Virginia | 11-18-10 | 20 | 3-5 | 0-0 | 3-4 | 4-1-5 | 0 | 0 | 2 | 0 | 9 |
| Texas Tech | 11-21-10 | 33 | 5-12 | 0-0 | 3-4 | 6-2-8 | 2 | 0 | 1 | 0 | 13 |
| USF | 11-23-10 | 25 | 1-5 | 0-0 | 0-0 | 2-2-4 | 0 | 0 | 3 | 1 | 2 |
| Mississippi Valley St. | 11-26-10 | 35 | 3-11 | 0-0 | 4-4 | 5-6-11 | 0 | 2 | 2 | 0 | 10 |
| Chicago St. | 11-27-10 | 36 | 6-10 | 0-0 | 2-4 | 5-1-6 | 0 | 3 | 2 | 0 | 14 |
| Presbyterian College | 12-02-10 | 23 | 1-3 | 0-0 | 1-2 | 1-0-1 | 0 | 1 | 1 | 1 | 3 |
| Winthrop | 12-04-10 | 30 | 3-5 | 0-0 | 2-2 | 2-2-4 | 0 | 1 | 1 | 0 | 8 |
| George Mason | 12-11-10 | 26 | 1-4 | 0-0 | 0-1 | 0-0-0 | 0 | 3 | 0 | 0 | 2 |
| William & Mary | 12-18-10 | 19 | 2-2 | 0-0 | 0-0 | 1-4-5 | 0 | 1 | 1 | 0 | 4 |
| Hampton | 12-22-10 | 21 | 3-5 | 0-0 | 0-0 | 3-2-5 | 1 | 1 | 0 | 0 | 6 |
| Union College | 12-28-10 | 14 | 4-7 | 0-0 | 3-4 | 4-1-5 | 0 | 0 | 1 | 1 | 11 |
| Gardner-Webb | 12-31-10 | 32 | 1-5 | 0-0 | 8-13 | 3-4-7 | 0 | 2 | 2 | 0 | 10 |
| UNC Asheville | 01-02-11 | 21 | 0-2 | 0-0 | 2-2 | 2-2-4 | 1 | 2 | 0 | 1 | 2 |
| Charleston Southern | 01-06-11 | 21 | 3-4 | 0-0 | 3-3 | 1-0-1 | 0 | 1 | 1 | 0 | 9 |
| Coastal Carolina | 01-08-11 | 17 | 0-2 | 0-0 | 0-0 | 1-1-2 | 0 | 1 | 3 | 1 | 0 |
| High Point | 01-13-11 | 19 | 4-4 | 0-0 | 0-0 | 1-5-6 | 0 | 3 | 0 | 0 | 8 |
| Radford | 01-15-11 | 22 | 4-6 | 0-0 | 3-4 | 3-3-6 | 0 | 0 | 5 | 0 | 11 |
| VMI | 01-20-11 | 24 | 6-12 | 0-0 | 1-2 | 3-4-7 | 1 | 0 | 2 | 0 | 13 |
| UNC Asheville | 01-27-11 | 33 | 1-4 | 0-0 | 0-0 | 1-3-4 | 2 | 1 | 1 | 0 | 2 |
| Gardner-Webb | 01-29-11 | 16 | 2-7 | 0-0 | 2-5 | 4-2-6 | 0 | 0 | 0 | 1 | 6 |
| Coastal Carolina | 02-03-11 | 13 | 0-0 | 0-0 | 0-0 | 0-1-1 | 0 | 1 | 0 | 0 | 0 |
| Charleston Southern | 02-05-11 | 2 | 0-0 | 0-0 | 0-0 | 0-0-0 | 0 | 0 | 0 | 0 | 0 |
| Radford | 02-10-11 | 22 | 3-4 | 0-0 | 4-4 | 2-1-3 | 0 | 1 | 2 | 0 | 10 |
| High Point | 02-12-11 | 11 | 0-4 | 0-0 | 0-0 | 2-1-3 | 0 | 2 | 1 | 0 | 0 |
| VMI | 02-15-11 | 18 | 4-6 | 0-0 | 2-4 | 4-1-5 | 0 | 3 | 1 | 0 | 10 |
| Iona | 02-19-11 | 15 | 1-1 | 0-0 | 1-2 | 1-0-1 | 0 | 2 | 0 | 1 | 3 |
| Winthrop | 02-24-11 | 25 | 3-6 | 0-0 | 1-3 | 2-3-5 | 1 | 2 | 1 | 0 | 7 |
| Presbyterian College | 02-26-11 | 14 | 1-1 | 0-0 | 1-2 | 0-2-2 | 0 | 3 | 1 | 1 | 3 |
| High Point | 03-01-11 | 29 | 4-5 | 0-0 | 1-1 | 1-2-3 | 1 | 1 | 0 | 1 | 9 |

Career Stats

| Season | GP | GS | Min | Avg | FG | FGA | Pct | 3FG | 3FGA | Pct | FT | FTA | Pct | ORB | DRB | TOT | Avg | Asst | TO | Blk | Stl | Pts | Avg |
|--------------|-----------|-----------|-------------|-------------|------------|------------|-------------|----------|----------|-------------|------------|------------|-------------|------------|------------|------------|------------|-----------|-----------|-----------|-----------|------------|------------|
| 2009-10 | 29 | 16 | 498 | 17.2 | 81 | 156 | .519 | 0 | 1 | .000 | 40 | 52 | .769 | 48 | 71 | 119 | 4.1 | 15 | 34 | 28 | 6 | 202 | 7.0 |
| 2010-11 | 32 | 14 | 704 | 22.0 | 79 | 165 | .479 | 0 | 0 | .000 | 49 | 72 | .681 | 72 | 61 | 133 | 4.2 | 11 | 42 | 40 | 11 | 207 | 6.5 |
| 2011-12 | 9 | 8 | 254 | 28.2 | 36 | 73 | .493 | 0 | 0 | .000 | 11 | 14 | .786 | 22 | 32 | 54 | 6.0 | 5 | 12 | 8 | 4 | 83 | 9.2 |
| TOTAL | 70 | 38 | 1456 | 20.8 | 196 | 394 | .497 | 0 | 1 | .000 | 100 | 142 | .725 | 142 | 164 | 306 | 4.4 | 31 | 88 | 76 | 21 | 492 | 7.0 |



25

Jesse Sanders

6-3, 200, Senior G

Sugar Land, Texas

Homeschooled (HCYA)

Career Highs

Points - 25

vs. Winthrop (03-02-10)

FG Made - 8

vs. Winthrop (03-02-10)

FG Attempts - 18

vs. Winthrop (03-02-10)

3FG Made - 2 (Six times)

Most recently, vs. High Point (03-01-11)

3FG Attempts - 6

vs. VMI (02-15-11)

FT Made - 13

vs. VMI (01-20-11)

FT Attempts - 15

vs. VMI (01-20-11)

Rebounds - 15

vs. VMI (01-28-10)

Assists - 13

vs. VMI (01-20-11)

Steals - 4 (Four times)

Most recently, vs. UNC Asheville (02-11-10)

Blocks - 2 (Two times)

Most recently, vs. Presbyterian (02-09-09)

Season Highs

Points - 19

vs. Eastern Kentucky (11-18-11)

FG Made - 7

vs. Eastern Kentucky (11-18-11)

FG Attempts - 12

vs. Eastern Kentucky (11-18-11)

3FG Made - 1 (Four times)

Most recently, vs. Coastal Carolina (12-3-11)

3FG Attempts - 3

vs. No. 19 Texas A&M (11-09-11)

FT Made - 6 (Two times)

Most recently, vs. William & Mary (11-20-11)

FT Attempts - 8

vs. William & Mary (11-20-11)

Rebounds - 12

vs. William & Mary (11-20-11)

Assists - 10 (Two times)

Most recently, vs. Coastal Carolina (12-3-11)

Steals - 3 (Two times)

Most recently, vs. Georgia St. (11-26-11)

2011-12 Season Notes/Highlights

2011 (Jr.): Started 31 of the Flames 32 contests ... named to the Big South All-Conference First Team and voted 2010-11 Big South Player of the Year ... received Associated Press All-America honorable mention ... also earned Mid-Major All-America honorable mention from Collegehoops.net ... tabbed second team National Association of Basketball Coaches (NABC) All-District and Virginia Sports Information Directors (VaSID) All-State ... led the league in assists with 183 (5.7 avg) ... heads into final season fifth on Liberty's all-time career assist list with 472 helpers ... finished third on the team in scoring (11.3 ppg) ... concluded the season as Liberty's second-leading rebounder (6.0 rpg) earned Co-Big South Player of the Week on Jan. 3 for his clutch performances ... recorded his third career triple-double on Jan. 6 with 10 points, 10 rebounds and 10 assists in a 68-54 win versus Charleston Southern ... posted 21 and 20 points respectively in back-to-back games against VMI (1/20) and UNC Asheville (1/27) ... led the Flames with 19 tallies at Winthrop (2/24) ... named to the Big South Presidential Honor Roll.

2011-12 Game-by-Game

| OPPONENT | DATE | MIN | FG-FGA | 3FG-FGA | FT-FTA | OFF-DEF-TOT | A | TO | BLK | STL | PTS |
|------------------|----------|-----|--------|---------|--------|-------------|----|----|-----|-----|-----|
| No. 19 Texas A&M | 11-09-11 | 31 | 2-8 | 0-3 | 4-6 | 3-1-4 | 9 | 4 | 0 | 0 | 8 |
| Randolph College | 11-11-11 | 22 | 4-4 | 0-0 | 3-6 | 4-5-9 | 8 | 4 | 0 | 2 | 11 |
| William & Mary | 11-14-11 | 36 | 4-8 | 1-1 | 2-4 | 4-3-7 | 8 | 2 | 0 | 1 | 11 |
| Eastern Kentucky | 11-18-11 | 34 | 7-12 | 0-2 | 5-7 | 3-4-7 | 4 | 2 | 0 | 3 | 19 |
| Lehigh | 11-19-11 | 35 | 3-11 | 0-0 | 6-6 | 3-5-8 | 10 | 2 | 0 | 1 | 12 |
| William & Mary | 11-20-11 | 37 | 2-6 | 1-2 | 6-8 | 3-9-12 | 7 | 2 | 0 | 2 | 11 |
| Georgia State | 11-26-11 | 35 | 4-10 | 1-1 | 5-7 | 2-5-7 | 3 | 3 | 0 | 3 | 14 |
| Campbell | 12-01-11 | 31 | 2-3 | 0-0 | 2-3 | 3-4-7 | 9 | 4 | 0 | 0 | 6 |
| Coastal Carolina | 12-03-11 | 35 | 2-10 | 1-3 | 4-5 | 3-3-6 | 10 | 3 | 0 | 2 | 9 |

2010-11 Game-by-Game

| OPPONENT | DATE | MIN | FG-FGA | 3FG-FGA | FT-FTA | OFF-DEF-TOT | A | TO | BLK | STL | PTS |
|------------------------|----------|-----|--------|---------|--------|-------------|----|----|-----|-----|-----|
| Virginia Intermont | 11-12-10 | 31 | 6-11 | 0-3 | 0-0 | 4-5-9 | 7 | 3 | 0 | 1 | 12 |
| Notre Dame | 11-14-10 | 29 | 2-5 | 0-2 | 0-0 | 1-4-5 | 5 | 3 | 0 | 0 | 4 |
| UNC Wilmington | 11-16-10 | 38 | 1-10 | 0-2 | 4-7 | 4-5-9 | 8 | 3 | 1 | 3 | 6 |
| Southern Virginia | 11-18-10 | 24 | 3-6 | 0-0 | 4-4 | 1-6-7 | 7 | 0 | 0 | 3 | 10 |
| Texas Tech | 11-21-10 | 30 | 1-9 | 0-2 | 2-5 | 2-3-5 | 7 | 1 | 0 | 2 | 4 |
| USF | 11-23-10 | 30 | 2-5 | 0-0 | 0-0 | 1-2-3 | 5 | 1 | 0 | 1 | 4 |
| Mississippi Valley St. | 11-26-10 | 27 | 1-6 | 0-3 | 6-9 | 1-5-6 | 4 | 5 | 1 | 2 | 8 |
| Chicago St. | 11-27-10 | 39 | 4-10 | 0-2 | 0-0 | 2-5-7 | 7 | 5 | 1 | 0 | 8 |
| Presbyterian College | 12-02-10 | 33 | 6-10 | 0-0 | 2-2 | 5-2-7 | 7 | 2 | 0 | 3 | 14 |
| Winthrop | 12-04-10 | 34 | 4-13 | 0-2 | 6-7 | 4-6-10 | 8 | 3 | 0 | 0 | 14 |
| George Mason | 12-11-10 | 33 | 4-7 | 0-0 | 4-4 | 2-4-6 | 5 | 2 | 0 | 1 | 12 |
| William & Mary | 12-18-10 | 30 | 1-3 | 0-0 | 7-8 | 1-2-3 | 7 | 1 | 0 | 1 | 9 |
| Hampton | 12-22-10 | 39 | 1-4 | 1-1 | 2-2 | 1-7-8 | 5 | 5 | 0 | 1 | 5 |
| Union College | 12-28-10 | 16 | 2-2 | 0-0 | 1-2 | 1-2-3 | 8 | 2 | 0 | 1 | 5 |
| Gardner-Webb | 12-31-10 | 32 | 6-9 | 0-2 | 7-7 | 0-5-5 | 4 | 3 | 0 | 2 | 19 |
| UNC Asheville | 01-02-11 | 33 | 6-11 | 1-2 | 3-5 | 1-2-3 | 3 | 5 | 0 | 1 | 16 |
| Charleston Southern | 01-06-11 | 37 | 5-7 | 0-0 | 0-1 | 7-3-10 | 10 | 3 | 0 | 3 | 10 |
| Coastal Carolina | 01-08-11 | 38 | 5-8 | 1-2 | 2-4 | 2-7-9 | 7 | 2 | 0 | 0 | 13 |
| High Point | 01-13-11 | 35 | 3-6 | 0-1 | 7-10 | 2-4-6 | 4 | 6 | 1 | 1 | 13 |
| Radford | 01-15-11 | 35 | 3-9 | 1-2 | 0-1 | 3-4-7 | 6 | 6 | 0 | 1 | 7 |
| VMI | 01-20-11 | 36 | 4-7 | 0-0 | 13-15 | 2-3-5 | 13 | 3 | 0 | 0 | 21 |
| UNC Asheville | 01-27-11 | 40 | 6-11 | 1-2 | 7-7 | 2-2-4 | 7 | 3 | 0 | 1 | 20 |
| Gardner-Webb | 01-29-11 | 31 | 2-8 | 1-2 | 6-8 | 1-7-8 | 7 | 3 | 0 | 1 | 11 |
| Coastal Carolina | 02-03-11 | 25 | 3-10 | 0-2 | 4-6 | 1-1-2 | 3 | 3 | 0 | 3 | 10 |
| Charleston Southern | 02-05-11 | 37 | 3-6 | 0-0 | 5-6 | 1-5-6 | 5 | 4 | 0 | 0 | 11 |
| Radford | 02-10-11 | 33 | 2-9 | 2-4 | 7-11 | 3-3-6 | 6 | 1 | 0 | 0 | 13 |
| High Point | 02-12-11 | 33 | 6-8 | 1-1 | 3-4 | 7-4-11 | 4 | 3 | 0 | 2 | 16 |
| VMI | 02-15-11 | 36 | 3-11 | 2-6 | 5-6 | 2-3-5 | 4 | 2 | 0 | 1 | 13 |
| Iona | 02-19-11 | 30 | 4-9 | 1-3 | 4-7 | 1-2-3 | 2 | 3 | 0 | 0 | 13 |
| Winthrop | 02-24-11 | 35 | 5-9 | 1-2 | 8-11 | 4-2-6 | 1 | 6 | 1 | 2 | 19 |
| Presbyterian College | 02-26-11 | 27 | 2-8 | 0-3 | 3-3 | 1-1-2 | 1 | 2 | 0 | 0 | 7 |
| High Point | 03-01-11 | 37 | 4-10 | 2-5 | 5-6 | 4-1-5 | 6 | 2 | 0 | 0 | 15 |

Career Stats

| Season | GP | GS | Min | Avg | FG | FGA | Pct | 3FG | 3FGA | Pct | FT | FTA | Pct | ORB | DRB | TOT | Avg | Asst | TO | Blk | Stl | Pts | Avg |
|--------------|------------|------------|-------------|-------------|------------|------------|-------------|-----------|------------|-------------|------------|------------|-------------|------------|------------|------------|------------|------------|------------|-----------|------------|------------|------------|
| 2008-09 | 32 | 30 | 977 | 30.5 | 76 | 148 | .514 | 7 | 31 | .226 | 63 | 83 | .759 | 72 | 95 | 167 | 5.2 | 137 | 57 | 6 | 38 | 222 | 6.9 |
| 2009-10 | 31 | 31 | 1000 | 32.3 | 80 | 184 | .435 | 13 | 40 | .325 | 79 | 117 | .675 | 59 | 149 | 208 | 6.7 | 152 | 101 | 3 | 42 | 252 | 8.1 |
| 2010-11 | 32 | 31 | 1043 | 32.6 | 110 | 257 | .428 | 15 | 56 | .268 | 127 | 168 | .756 | 74 | 117 | 191 | 6.0 | 183 | 96 | 5 | 37 | 362 | 11.3 |
| 2011-12 | 9 | 9 | 296 | 32.9 | 30 | 72 | .417 | 4 | 12 | .333 | 37 | 52 | .712 | 28 | 39 | 67 | 7.4 | 68 | 26 | 0 | 14 | 101 | 11.2 |
| TOTAL | 104 | 101 | 3316 | 31.9 | 296 | 661 | .448 | 39 | 139 | .281 | 306 | 420 | .729 | 233 | 400 | 633 | 6.1 | 540 | 280 | 14 | 131 | 937 | 9.0 |

2011-12 Season Notes/Highlights



31

Stephen Baird

6-8, 220, R-Fr., F

San Antonio, Texas

Home School

Season Highs

Points - 5

vs. Randolph (11-11-11)

FG Made - 2 (Two times)

Most recently, vs. Lehigh (11-19-11)

FG Attempts - 5

vs. Randolph (11-11-11)

3FG Attempts - 3

vs. Randolph (11-11-11)

FT Made - 2

vs. Georgia St. (11-26-11)

FT Attempts - 4

vs. Georgia St. (11-26-11)

Rebounds - 2 (Two times)

Most recently, vs. Georgia St. (11-26-11)

Assists - 1 (Two times)

Most recently, vs. Georgia St. (11-26-11)

Steals - 1

vs. Randolph (11-11-11)

Blocks - 1

vs. Randolph (11-11-11)

2011 (Fr.): Redshirted ... missed the entire season due to injury.

Prep: Part of an AAU team that finished second in nationals ... attended James Madison High School in San Antonio ... instrumental in helping the team win the championship game at the McDonald's Invitational ... helped his team achieve a No. 5 national ranking by ESPN for four consecutive weeks, finishing the year with a 35-2 record ... led his team to the final four of the Texas 5A public schools tournament his sophomore year ... tabbed by Tex Preps Basketball as one of the top players in Texas selected first team all-state, consistently leading his teams in rebounds, free throws and assists with numerous double-doubles ... ranked one of the top high school players in the country by ESPN ... chose Liberty over Texas, Texas A&M, Kentucky, TCU, SMU, Stanford, LSU, Utah and Marquette.


2011-12 Game-by-Game

| OPPONENT | DATE | MIN | FG-FGA | 3FG-FGA | FT-FTA | OFF-DEF-TOT | A | TO | BLK | STL | PTS |
|------------------|----------|-----|--------|---------|--------|-------------|---|----|-----|-----|-----|
| No. 19 Texas A&M | 11-09-11 | 5 | 0-3 | 0-1 | 0-0 | 0-0-0 | 0 | 0 | 0 | 0 | 0 |
| Randolph College | 11-11-11 | 13 | 2-5 | 0-3 | 1-2 | 1-1-2 | 1 | 1 | 1 | 1 | 5 |
| Lehigh | 11-19-11 | 7 | 2-3 | 0-0 | 1-2 | 1-0-1 | 0 | 0 | 1 | 0 | 5 |
| William & Mary | 11-20-11 | 2 | 0-1 | 0-0 | 0-0 | 0-1-1 | 0 | 0 | 0 | 0 | 0 |
| Georgia State | 11-26-11 | 8 | 0-2 | 0-1 | 2-4 | 0-2-2 | 1 | 2 | 0 | 0 | 2 |
| Campbell | 12-01-11 | 8 | 1-1 | 0-0 | 1-2 | 0-0-0 | 0 | 0 | 0 | 0 | 3 |
| Coastal Carolina | 12-03-11 | 2 | 1-1 | 0-0 | 0-0 | 1-0-1 | 0 | 0 | 0 | 0 | 2 |

Career Stats

| Season | GP | GS | Min | Avg | FG | FGA | Pct | 3FG | 3FGA | Pct | FT | FTA | Pct | ORB | DRB | TOT | Avg | Asst | TO | Blk | Stl | Pts | Avg |
|---------|----|----|-----|-----|----|-----|------|-----|------|------|----|-----|------|-----|-----|-----|-----|------|----|-----|-----|-----|-----|
| 2011-12 | 5 | 0 | 35 | 7.0 | 4 | 14 | .286 | 0 | 5 | .000 | 4 | 8 | .500 | 2 | 4 | 6 | 1.2 | 2 | 3 | 2 | 1 | 12 | 2.4 |

2011-12 Season Notes/Highlights



33

John Caleb Sanders

*6-0, 175, Sophomore G
Sugar Land, Texas
Homeschool (HCYA)*

Career Highs

Points - 18 (Two times)

Most recently, vs. Lehigh (11-19-11)

FG Made - 8

vs. Lehigh (11-19-11)

FG Attempts - 15

vs. No. 19 Texas A&M (11-09-11)

3FG Made - 4

vs. Randolph (11-11-11)

3FG Attempts - 10

vs. No. 19 Texas A&M (11-09-11)

FT Made - 3

vs. No. 19 Texas A&M (11-09-11)

FT Attempts - 4

vs. William & Mary (11-20-11)

Rebounds - 5 (Two times)

Most recently, vs. William & Mary

(11-20-11)

Assists - 3 (Three times)

Most recently, vs. William & Mary

(11-20-11)

Steals - 3

vs. Randolph (11-11-11)

Season Highs

Points - 18 (Two times)

Most recently, vs. Lehigh (11-19-11)

FG Made - 8

vs. Lehigh (11-19-11)

FG Attempts - 15

vs. No. 19 Texas A&M (11-09-11)

3FG Made - 4

vs. Randolph (11-11-11)

3FG Attempts - 10

vs. No. 19 Texas A&M (11-09-11)

FT Made - 3

vs. No. 19 Texas A&M (11-09-11)

FT Attempts - 4

vs. William & Mary (11-20-11)

Rebounds - 5 (Two times)

Most recently, vs. William & Mary

(11-20-11)

Assists - 3 (Three times)

Most recently, vs. William & Mary

(11-20-11)

Steals - 3

vs. Randolph (11-11-11)

2011 (Fr.): Appeared in all 32 contests ... led the Flames in three-point field goal percentage (.340) ... posted 12 points on 4-of-5 shooting from three-point range against Southern Virginia (11/18) ... chipped in 10 points in 64-58 win over Mississippi Valley State (01/26) ... finished with 11 points during Liberty's 70-61 victory over Presbyterian (12/02) ... tallied 10 points against George Mason (12/11) ... posted a career-high 16 points on 6-of-8 shooting against league leader Coastal Carolina (01/08), helping cut a 10-point deficit to two with a three-pointer in the final nine seconds ... earned Big South Freshman of the Week honors for his performance ... recorded nine points in an 83-81 overtime win versus UNC Asheville (01/27) ... added nine points in 65-54 win over High Point (02/12) ... named to the Big South Presidential Honor Roll.

2011-12 Game-by-Game

| OPPONENT | DATE | MIN | FG-FGA | 3FG-FGA | FT-FTA | OFF-DEF-TOT | A | TO | BLK | STL | PTS |
|------------------|----------|-----|--------|---------|--------|-------------|---|----|-----|-----|-----|
| No. 19 Texas A&M | 11-09-11 | 26 | 6-15 | 3-10 | 3-3 | 1-1-2 | 3 | 0 | 0 | 0 | 18 |
| Randolph College | 11-11-11 | 24 | 6-9 | 4-6 | 1-2 | 0-4-4 | 2 | 2 | 0 | 3 | 17 |
| William & Mary | 11-14-11 | 30 | 5-13 | 2-8 | 0-0 | 1-1-2 | 2 | 2 | 0 | 1 | 12 |
| Eastern Kentucky | 11-18-11 | 26 | 0-5 | 0-3 | 0-0 | 1-4-5 | 2 | 1 | 0 | 0 | 0 |
| Lehigh | 11-19-11 | 27 | 8-13 | 2-6 | 0-0 | 1-0-1 | 3 | 4 | 0 | 0 | 18 |
| William & Mary | 11-20-11 | 33 | 4-11 | 2-6 | 2-4 | 0-5-5 | 3 | 0 | 0 | 0 | 12 |
| Georgia State | 11-26-11 | 27 | 2-7 | 0-3 | 1-2 | 1-1-2 | 1 | 1 | 0 | 0 | 5 |
| Campbell | 12-01-11 | 23 | 6-14 | 1-6 | 1-1 | 0-0-0 | 2 | 2 | 0 | 0 | 14 |
| Coastal Carolina | 12-03-11 | 24 | 2-6 | 1-4 | 0-0 | 0-0-0 | 0 | 1 | 0 | 0 | 5 |

2010-11 Game-by-Game

| OPPONENT | DATE | MIN | FG-FGA | 3FG-FGA | FT-FTA | OFF-DEF-TOT | A | TO | BLK | STL | PTS |
|------------------------|----------|-----|--------|---------|--------|-------------|---|----|-----|-----|-----|
| Virginia Intermont | 11-12-10 | 14 | 0-5 | 0-0 | 0-0 | 1-1-2 | 2 | 0 | 0 | 0 | 0 |
| Notre Dame | 11-14-10 | 10 | 3-5 | 3-4 | 0-0 | 1-0-1 | 0 | 1 | 0 | 0 | 9 |
| UNC Wilmington | 11-16-10 | 9 | 0-1 | 0-0 | 0-2 | 0-0-0 | 1 | 0 | 0 | 1 | 0 |
| Southern Virginia | 11-18-10 | 15 | 4-5 | 4-5 | 0-0 | 0-3-3 | 0 | 0 | 0 | 0 | 12 |
| Texas Tech | 11-21-10 | 12 | 2-4 | 2-4 | 0-0 | 0-2-2 | 0 | 1 | 0 | 0 | 6 |
| USF | 11-23-10 | 19 | 0-4 | 0-2 | 0-0 | 1-1-2 | 1 | 2 | 0 | 1 | 0 |
| Mississippi Valley St. | 11-26-10 | 16 | 3-8 | 3-7 | 1-2 | 1-1-2 | 3 | 2 | 0 | 0 | 10 |
| Chicago St. | 11-27-10 | 15 | 1-4 | 0-2 | 0-0 | 0-1-1 | 0 | 1 | 0 | 0 | 2 |
| Presbyterian College | 12-02-10 | 29 | 4-11 | 3-8 | 0-0 | 1-1-2 | 0 | 2 | 0 | 1 | 11 |
| Winthrop | 12-04-10 | 8 | 1-3 | 1-3 | 0-0 | 0-0-0 | 0 | 1 | 0 | 0 | 3 |
| George Mason | 12-11-10 | 24 | 3-9 | 3-8 | 1-2 | 2-0-2 | 0 | 1 | 0 | 0 | 10 |
| William & Mary | 12-18-10 | 23 | 1-3 | 0-2 | 0-0 | 0-1-1 | 0 | 1 | 0 | 0 | 2 |
| Hampton | 12-22-10 | 12 | 1-2 | 1-2 | 0-0 | 0-1-1 | 0 | 2 | 0 | 1 | 3 |
| Union College | 12-28-10 | 20 | 2-5 | 1-4 | 0-0 | 1-3-4 | 1 | 1 | 0 | 2 | 5 |
| Gardner-Webb | 12-31-10 | 9 | 0-1 | 0-1 | 0-0 | 0-0-0 | 1 | 0 | 0 | 0 | 0 |
| UNC Asheville | 01-02-11 | 8 | 1-1 | 1-1 | 0-0 | 0-0-0 | 1 | 0 | 0 | 0 | 3 |
| Charleston Southern | 01-06-11 | 5 | 0-3 | 0-3 | 0-0 | 0-1-1 | 0 | 1 | 0 | 0 | 0 |
| Coastal Carolina | 01-08-11 | 16 | 6-8 | 4-6 | 0-0 | 1-2-2 | 0 | 0 | 0 | 0 | 16 |
| High Point | 01-13-11 | 5 | 1-2 | 0-1 | 0-0 | 0-0-0 | 0 | 0 | 0 | 0 | 2 |
| Radford | 01-15-11 | 11 | 0-3 | 0-3 | 0-0 | 0-1-1 | 1 | 0 | 0 | 1 | 0 |
| VMI | 01-20-11 | 7 | 0-0 | 0-0 | 0-0 | 0-0-0 | 1 | 0 | 0 | 0 | 0 |
| UNC Asheville | 01-27-11 | 7 | 3-5 | 2-4 | 1-1 | 0-0-0 | 0 | 0 | 0 | 0 | 9 |
| Gardner-Webb | 01-29-11 | 18 | 0-5 | 0-4 | 0-0 | 0-1-1 | 1 | 0 | 0 | 1 | 0 |
| Coastal Carolina | 02-03-11 | 10 | 0-1 | 0-1 | 0-0 | 0-1-1 | 1 | 1 | 0 | 0 | 0 |
| Charleston Southern | 02-05-11 | 4 | 0-0 | 0-0 | 0-0 | 0-0-0 | 0 | 0 | 0 | 0 | 0 |
| Radford | 02-10-11 | 8 | 1-2 | 1-2 | 0-0 | 0-0-0 | 0 | 1 | 0 | 1 | 3 |
| High Point | 02-12-11 | 15 | 3-6 | 3-6 | 0-0 | 0-2-2 | 1 | 1 | 0 | 1 | 9 |
| VMI | 02-15-11 | 11 | 0-5 | 0-0 | 0-0 | 0-0-0 | 2 | 1 | 0 | 0 | 0 |
| Iona | 02-19-11 | 8 | 0-4 | 0-3 | 1-2 | 0-1-1 | 0 | 0 | 0 | 0 | 1 |
| Winthrop | 02-24-11 | 9 | 1-1 | 0-0 | 0-3 | 0-0-0 | 1 | 0 | 0 | 0 | 2 |
| Presbyterian College | 02-26-11 | 4 | 0-0 | 0-0 | 0-0 | 0-0-0 | 0 | 0 | 0 | 0 | 0 |
| High Point | 03-01-11 | 16 | 3-8 | 2-7 | 0-0 | 0-0-0 | 1 | 1 | 0 | 0 | 8 |

Career Stats

| Season | GP | GS | Min | Avg | FG | FGA | Pct | 3FG | 3FGA | Pct | FT | FTA | Pct | ORB | DRB | TOT | Avg | Asst | TO | Blk | Stl | Pts | Avg |
|--------------|-----------|----------|------------|-------------|-----------|------------|-------------|-----------|------------|-------------|-----------|-----------|-------------|-----------|-----------|-----------|------------|-----------|-----------|----------|-----------|------------|------------|
| 2010-11 | 32 | 0 | 397 | 12.4 | 44 | 125 | .352 | 34 | 100 | .340 | 4 | 12 | .333 | 8 | 24 | 32 | 1.0 | 20 | 20 | 0 | 10 | 126 | 3.9 |
| 2011-12 | 9 | 6 | 240 | 26.7 | 39 | 93 | .419 | 15 | 52 | .288 | 8 | 12 | .667 | 5 | 16 | 21 | 2.3 | 18 | 13 | 0 | 4 | 101 | 11.2 |
| TOTAL | 41 | 6 | 637 | 15.5 | 83 | 218 | .381 | 49 | 152 | .322 | 12 | 24 | .500 | 13 | 40 | 53 | 1.3 | 38 | 33 | 0 | 14 | 227 | 5.5 |

2011-12 Season Notes/Highlights



42

Sommy Ogukwe

6-7, 215, Freshman F

Abuja, Nigeria

Bethel Christian Academy

Career Highs

Points - 4 (Two times)

Most recently, vs. Presbyterian College
(02-26-11)

FG Made - 2 (Two times)

Most recently, vs. Presbyterian College
(02-26-11)

FG Attempts - 4

vs. Virginia Intermont (11-12-10)

FT Made - 1 (Three times)

Most recently, vs. Charleston Southern
(02-05-11)

FT Attempts - 2 (Six times)

Most recently, vs. Winthrop (02-24-11)

Rebounds - 7

vs. Virginia Intermont (11-12-10)

Assists - 1

vs. Union College (12-28-10)

Steals - 1 (Four times)

Most recently, vs. Presbyterian College
(02-26-11)

Blocks - 3 (Two times)

Most recently, vs. Winthrop
(02-24-11)

2011 (Fr.): Appeared in 30 contests for the Flames, starting in games at Notre Dame (11/14) and UNC Wilmington (11/16) ... posted three points and seven rebounds in his Liberty debut against Virginia Intermont (11/12) ... grabbed six rebounds against Southern Virginia (11/18) ... recorded four points and six rebounds in eight minutes during the Flames' 66-60 win at High Point (1/13) ... played a season-high 24 minutes at Presbyterian College (2/26), chipping in four points and four rebounds.

2010-11 Game-by-Game

| OPPONENT | DATE | MIN | FG-FGA | 3FG-FGA | FT-FTA | OFF-DEF-TOT | A | TO | BLK | STL | PTS |
|------------------------|----------|-----|--------|---------|--------|-------------|---|----|-----|-----|-----|
| Virginia Intermont | 11-12-10 | 18 | 1-4 | 0-0 | 1-2 | 5-2-7 | 0 | 1 | 0 | 0 | 3 |
| Notre Dame | 11-14-10 | 12 | 1-2 | 0-0 | 0-2 | 0-3-3 | 0 | 0 | 0 | 0 | 2 |
| UNC Wilmington | 11-16-10 | 7 | 0-0 | 0-0 | 0-0 | 0-0-0 | 0 | 0 | 0 | 0 | 0 |
| Southern Virginia | 11-18-10 | 17 | 1-3 | 0-0 | 0-0 | 4-2-6 | 0 | 4 | 2 | 1 | 2 |
| Texas Tech | 11-21-10 | 2 | 0-0 | 0-0 | 0-0 | 0-0-0 | 0 | 0 | 0 | 0 | 0 |
| USF | 11-23-10 | 5 | 0-0 | 0-0 | 0-0 | 0-2-2 | 0 | 0 | 0 | 0 | 0 |
| Mississippi Valley St. | 11-26-10 | 3 | 0-0 | 0-0 | 0-0 | 0-2-2 | 0 | 0 | 0 | 0 | 0 |
| Chicago St. | 11-27-10 | 5 | 0-0 | 0-0 | 0-0 | 0-1-1 | 0 | 1 | 1 | 0 | 0 |
| Presbyterian College | 12-02-10 | 3 | 0-1 | 0-0 | 0-0 | 1-1-2 | 0 | 1 | 0 | 0 | 0 |
| Winthrop | 12-04-10 | 5 | 0-0 | 0-0 | 0-0 | 0-0-0 | 0 | 0 | 1 | 0 | 0 |
| George Mason | 12-11-10 | 5 | 0-0 | 0-0 | 0-0 | 0-0-0 | 0 | 0 | 0 | 0 | 0 |
| William & Mary | 12-18-10 | 4 | 0-0 | 0-0 | 0-0 | 0-1-1 | 0 | 1 | 1 | 0 | 0 |
| Hampton | 12-22-10 | 1 | 0-0 | 0-0 | 0-0 | 0-0-0 | 0 | 0 | 0 | 0 | 0 |
| Union College | 12-28-10 | 11 | 1-1 | 0-0 | 1-2 | 0-3-3 | 1 | 0 | 1 | 0 | 3 |
| UNC Asheville | 01-02-11 | 1 | 0-0 | 0-0 | 0-0 | 0-1-1 | 0 | 0 | 1 | 0 | 0 |
| Coastal Carolina | 01-08-11 | 7 | 0-1 | 0-0 | 0-0 | 0-1-1 | 0 | 0 | 3 | 0 | 0 |
| High Point | 01-13-11 | 8 | 2-3 | 0-0 | 0-0 | 4-2-6 | 0 | 2 | 0 | 0 | 4 |
| Radford | 01-15-11 | 8 | 0-0 | 0-0 | 0-0 | 0-1-1 | 0 | 1 | 0 | 0 | 0 |
| VMI | 01-20-11 | 7 | 1-2 | 0-0 | 0-0 | 0-2-2 | 0 | 0 | 1 | 0 | 2 |
| UNC Asheville | 01-27-11 | 6 | 0-0 | 0-0 | 0-0 | 0-0-0 | 0 | 1 | 0 | 1 | 0 |
| Gardner-Webb | 01-29-11 | 7 | 1-2 | 0-0 | 0-0 | 1-2-3 | 0 | 0 | 2 | 0 | 2 |
| Coastal Carolina | 02-03-11 | 7 | 0-0 | 0-0 | 0-0 | 0-1-1 | 0 | 1 | 1 | 1 | 0 |
| Charleston Southern | 02-05-11 | 9 | 0-0 | 0-0 | 1-2 | 0-2-2 | 0 | 1 | 0 | 0 | 1 |
| Radford | 02-10-11 | 1 | 0-0 | 0-0 | 0-0 | 0-0-0 | 0 | 0 | 0 | 0 | 0 |
| High Point | 02-12-11 | 6 | 0-0 | 0-0 | 0-0 | 0-2-2 | 0 | 0 | 1 | 0 | 0 |
| VMI | 02-15-11 | 4 | 1-2 | 0-0 | 0-2 | 2-0-2 | 0 | 1 | 0 | 0 | 2 |
| Iona | 02-19-11 | 8 | 1-1 | 0-0 | 0-0 | 1-0-1 | 0 | 0 | 1 | 0 | 2 |
| Winthrop | 02-24-11 | 15 | 1-3 | 0-0 | 0-2 | 1-4-5 | 0 | 0 | 3 | 0 | 2 |
| Presbyterian College | 02-26-11 | 24 | 2-3 | 0-0 | 0-1 | 1-3-4 | 0 | 1 | 2 | 1 | 4 |
| High Point | 03-01-11 | 7 | 1-1 | 0-0 | 0-1 | 1-1-2 | 0 | 1 | 1 | 0 | 2 |

Career Stats

| Season | GP | GS | Min | Avg | FG | FGA | Pct | 3FG | 3FGA | Pct | FT | FTA | Pct | ORB | DRB | TOT | Avg | Asst | TO | Blk | Stl | Pts | Avg |
|---------|----|----|-----|-----|----|-----|------|-----|------|------|----|-----|------|-----|-----|-----|-----|------|----|-----|-----|-----|-----|
| 2010-11 | 30 | 2 | 223 | 7.4 | 14 | 29 | .483 | 0 | 0 | .000 | 3 | 14 | .214 | 21 | 39 | 60 | 2.0 | 1 | 17 | 22 | 4 | 31 | 1.0 |

2011-12 Liberty Men's Basketball
LIBERTY Combined Team Statistics (as of Dec 03, 2011)
All games

| RECORD: | OVERALL | HOME | AWAY | NEUTRAL |
|----------------|---------|------|------|---------|
| ALL GAMES | 2-7 | 1-3 | 1-4 | 0-0 |
| CONFERENCE | 0-2 | 0-0 | 0-2 | 0-0 |
| NON-CONFERENCE | 2-5 | 1-3 | 1-2 | 0-0 |

| ## | Player | gp-gs | min | avg | Total | | 3-Point | | F-Throw | | Rebounds | | | | pf | dq | a | to | blk | stl | pts | avg |
|----------------|---------------------|-------|------|------|---------|------|---------|------|---------|------|----------|-----|-----|------|-----|----|-----|-----|-----|-----|-----|------|
| | | | | | fg-fga | fg% | 3fg-fga | 3fg% | ft-fta | ft% | off | def | tot | avg | | | | | | | | |
| 14 | MINAYA, David | 9-8 | 273 | 30.3 | 45-110 | .409 | 5-25 | .200 | 18-22 | .818 | 9 | 31 | 40 | 4.4 | 23 | 0 | 11 | 10 | 0 | 5 | 113 | 12.6 |
| 22 | SPEAKS, Tavares | 9-5 | 257 | 28.6 | 45-93 | .484 | 0-3 | .000 | 16-25 | .640 | 6 | 16 | 22 | 2.4 | 24 | 1 | 4 | 10 | 1 | 12 | 106 | 11.8 |
| 33 | SANDERS, John Caleb | 9-6 | 240 | 26.7 | 39-93 | .419 | 15-52 | .288 | 8-12 | .667 | 5 | 16 | 21 | 2.3 | 20 | 0 | 18 | 13 | 0 | 4 | 101 | 11.2 |
| 25 | SANDERS, Jesse | 9-9 | 296 | 32.9 | 30-72 | .417 | 4-12 | .333 | 37-52 | .712 | 28 | 39 | 67 | 7.4 | 24 | 0 | 68 | 26 | 0 | 14 | 101 | 11.2 |
| 24 | BURRUS, Antwan | 9-8 | 254 | 28.2 | 36-73 | .493 | 0-0 | .000 | 11-14 | .786 | 22 | 32 | 54 | 6.0 | 26 | 0 | 5 | 12 | 8 | 4 | 83 | 9.2 |
| 21 | VANDER POL, Joel | 9-6 | 144 | 16.0 | 14-30 | .467 | 0-0 | .000 | 19-32 | .594 | 12 | 22 | 34 | 3.8 | 22 | 0 | 0 | 13 | 5 | 5 | 47 | 5.2 |
| 02 | PHILLIPS, Chene | 9-3 | 170 | 18.9 | 7-31 | .226 | 0-6 | .000 | 13-16 | .813 | 4 | 29 | 33 | 3.7 | 21 | 1 | 24 | 12 | 0 | 8 | 27 | 3.0 |
| 15 | LAYER, Ethan | 9-0 | 45 | 5.0 | 7-17 | .412 | 6-15 | .400 | 2-4 | .500 | 0 | 2 | 2 | 0.2 | 9 | 0 | 1 | 2 | 0 | 1 | 22 | 2.4 |
| 31 | BAIRD, Stephen | 7-0 | 45 | 6.4 | 6-16 | .375 | 0-5 | .000 | 5-10 | .500 | 3 | 4 | 7 | 1.0 | 8 | 0 | 2 | 3 | 2 | 1 | 17 | 2.4 |
| 23 | GLIEDMAN, Hart | 7-0 | 35 | 5.0 | 2-6 | .333 | 0-0 | .000 | 0-1 | .000 | 1 | 2 | 3 | 0.4 | 3 | 0 | 0 | 2 | 0 | 0 | 4 | 0.6 |
| 05 | ASSINESI, Kelly | 7-0 | 23 | 3.3 | 1-3 | .333 | 1-2 | .500 | 0-0 | .000 | 0 | 0 | 0 | 0.0 | 3 | 0 | 3 | 2 | 0 | 0 | 3 | 0.4 |
| 01 | HOYT, Tanner | 2-0 | 4 | 2.0 | 0-0 | .000 | 0-0 | .000 | 0-0 | .000 | 0 | 1 | 1 | 0.5 | 1 | 0 | 0 | 0 | 0 | 0 | 0 | 0.0 |
| 11 | SMITH, Andrew | 4-0 | 14 | 3.5 | 0-0 | .000 | 0-0 | .000 | 0-0 | .000 | 0 | 0 | 0 | 0.0 | 1 | 0 | 1 | 0 | 0 | 0 | 0 | 0.0 |
| Team | | | | | | | | | | | 20 | 10 | 30 | | 1 | | 2 | | | | | |
| Total..... | | 9 | 1800 | | 232-544 | .426 | 31-120 | .258 | 129-188 | .686 | 110 | 204 | 314 | 34.9 | 186 | 2 | 137 | 107 | 16 | 54 | 624 | 69.3 |
| Opponents..... | | 9 | 1800 | | 238-486 | .490 | 61-156 | .391 | 148-203 | .729 | 70 | 231 | 301 | 33.4 | 166 | - | 139 | 117 | 40 | 57 | 685 | 76.1 |

| TEAM STATISTICS | LIBERTY | OPP | Date | Opponent | Score | Att. |
|------------------------|---------|---------|---------------------|---------------------|---------|------|
| SCORING | 624 | 685 | 11-09-11 | at Texas A&M | L 59-81 | 6118 |
| Points per game | 69.3 | 76.1 | 11-11-11 | RANDOLPH COLLEGE | w 81-58 | 2331 |
| Scoring margin | -6.8 | - | 11-14-11 | at William & Mary | w 75-72 | 2209 |
| FIELD GOALS-ATT | 232-544 | 238-486 | 11-18-11 | EASTERN KENTUCKY | L 65-73 | 1956 |
| Field goal pct | .426 | .490 | 11-19-11 | LEHIGH | L 80-90 | 849 |
| 3 POINT FG-ATT | 31-120 | 61-156 | 11-20-11 | WILLIAM & MARY | L 64-65 | 658 |
| 3-point FG pct | .258 | .391 | 11-26-11 | at Georgia State | L 50-72 | 803 |
| 3-pt FG made per game | 3.4 | 6.8 | * 12-01-11 | at Campbell | L 82-96 | 1680 |
| FREE THROWS-ATT | 129-188 | 148-203 | * 12-03-11 | at Coastal Carolina | L 68-78 | 1039 |
| Free throw pct | .686 | .729 | * - Conference game | | | |
| F-Throws made per game | 14.3 | 16.4 | | | | |
| REBOUNDS | 314 | 301 | | | | |
| Rebounds per game | 34.9 | 33.4 | | | | |
| Rebounding margin | +1.4 | - | | | | |
| ASSISTS | 137 | 139 | | | | |
| Assists per game | 15.2 | 15.4 | | | | |
| TURNOVERS | 107 | 117 | | | | |
| Turnovers per game | 11.9 | 13.0 | | | | |
| Turnover margin | +1.1 | - | | | | |
| Assist/turnover ratio | 1.3 | 1.2 | | | | |
| STEALS | 54 | 57 | | | | |
| Steals per game | 6.0 | 6.3 | | | | |
| BLOCKS | 16 | 40 | | | | |
| Blocks per game | 1.8 | 4.4 | | | | |
| ATTENDANCE | 5794 | 11849 | | | | |
| Home games-Avg/Game | 4-1448 | 5-2370 | | | | |
| Neutral site-Avg/Game | - | 0-0 | | | | |

| Score by Periods | 1st | 2nd | Totals |
|------------------|-----|-----|--------|
| LIBERTY | 287 | 337 | 624 |
| Opponents | 313 | 372 | 685 |

2011-12 Liberty Men's Basketball
 Liberty Combined Team Statistics (as of Dec 05, 2011)
 Conference games

| RECORD: | OVERALL | HOME | AWAY | NEUTRAL |
|----------------|---------|------|------|---------|
| ALL GAMES | 0-2 | 0-0 | 0-2 | 0-0 |
| CONFERENCE | 0-2 | 0-0 | 0-2 | 0-0 |
| NON-CONFERENCE | 0-0 | 0-0 | 0-0 | 0-0 |

| ## | Player | gp-gs | min | avg | Total | | 3-Point | | F-Throw | | Rebounds | | | | pf | dq | a | to | blk | stl | pts | avg |
|----------------|---------------------|-------|-----|------|--------|-------|---------|------|---------|-------|----------|-----|-----|------|----|----|----|----|-----|-----|-----|------|
| | | | | | fg-fga | fg% | 3fg-fga | 3fg% | ft-fta | ft% | off | def | tot | avg | | | | | | | | |
| 14 | MINAYA, David | 2-1 | 65 | 32.5 | 10-25 | .400 | 0-5 | .000 | 4-5 | .800 | 3 | 10 | 13 | 6.5 | 4 | 0 | 2 | 1 | 0 | 1 | 24 | 12.0 |
| 22 | SPEAKS, Tavares | 2-2 | 61 | 30.5 | 10-18 | .556 | 0-0 | .000 | 2-4 | .500 | 0 | 3 | 3 | 1.5 | 6 | 1 | 1 | 4 | 0 | 0 | 22 | 11.0 |
| 21 | VANDER POL, Joel | 2-2 | 44 | 22.0 | 5-11 | .455 | 0-0 | .000 | 12-19 | .632 | 5 | 9 | 14 | 7.0 | 8 | 0 | 0 | 4 | 3 | 2 | 22 | 11.0 |
| 33 | SANDERS, John Caleb | 2-1 | 47 | 23.5 | 8-20 | .400 | 2-10 | .200 | 1-1 | 1.000 | 0 | 0 | 0 | 0.0 | 7 | 0 | 2 | 3 | 0 | 0 | 19 | 9.5 |
| 24 | BURRUS, Antwan | 2-1 | 54 | 27.0 | 8-23 | .348 | 0-0 | .000 | 2-2 | 1.000 | 10 | 7 | 17 | 8.5 | 6 | 0 | 1 | 1 | 0 | 0 | 18 | 9.0 |
| 25 | SANDERS, Jesse | 2-2 | 66 | 33.0 | 4-13 | .308 | 1-3 | .333 | 6-8 | .750 | 6 | 7 | 13 | 6.5 | 5 | 0 | 19 | 7 | 0 | 2 | 15 | 7.5 |
| 15 | LAYER, Ethan | 2-0 | 15 | 7.5 | 4-8 | .500 | 4-8 | .500 | 2-4 | .500 | 0 | 0 | 0 | 0.0 | 5 | 0 | 0 | 0 | 0 | 0 | 14 | 7.0 |
| 02 | PHILLIPS, Chene | 2-1 | 29 | 14.5 | 3-7 | .429 | 0-0 | .000 | 5-6 | .833 | 0 | 4 | 4 | 2.0 | 8 | 1 | 6 | 3 | 0 | 2 | 11 | 5.5 |
| 31 | BAIRD, Stephen | 2-0 | 10 | 5.0 | 2-2 | 1.000 | 0-0 | .000 | 1-2 | .500 | 1 | 0 | 1 | 0.5 | 0 | 0 | 0 | 0 | 0 | 0 | 5 | 2.5 |
| 23 | GLIEDMAN, Hart | 1-0 | 4 | 4.0 | 0-1 | .000 | 0-0 | .000 | 0-0 | .000 | 0 | 0 | 0 | 0.0 | 2 | 0 | 0 | 0 | 0 | 0 | 0 | 0.0 |
| 05 | ASSINESI, Kelly | 2-0 | 4 | 2.0 | 0-0 | .000 | 0-0 | .000 | 0-0 | .000 | 0 | 0 | 0 | 0.0 | 1 | 0 | 1 | 0 | 0 | 0 | 0 | 0.0 |
| 01 | HOYT, Tanner | 1-0 | 1 | 1.0 | 0-0 | .000 | 0-0 | .000 | 0-0 | .000 | 0 | 0 | 0 | 0.0 | 0 | 0 | 0 | 0 | 0 | 0 | 0 | 0.0 |
| Team | | | | | | | | | | | 3 | 3 | 6 | | | | 1 | | | | | |
| Total..... | | 2 | 400 | | 54-128 | .422 | 7-26 | .269 | 35-51 | .686 | 28 | 43 | 71 | 35.5 | 52 | 2 | 32 | 24 | 3 | 7 | 150 | 75.0 |
| Opponents..... | | 2 | 400 | | 57-108 | .528 | 12-28 | .429 | 48-64 | .750 | 15 | 54 | 69 | 34.5 | 48 | - | 35 | 26 | 12 | 11 | 174 | 87.0 |

| TEAM STATISTICS | LIBERTY | OPP | Date | Opponent | Score | Att. |
|------------------------|---------|--------|---------------------|---------------------|---------|------|
| SCORING | 150 | 174 | * 12-01-11 | at Campbell | L 82-96 | 1680 |
| Points per game | 75.0 | 87.0 | * 12-03-11 | at Coastal Carolina | L 68-78 | 1039 |
| Scoring margin | -12.0 | - | * - Conference game | | | |
| FIELD GOALS-ATT | 54-128 | 57-108 | | | | |
| Field goal pct | .422 | .528 | | | | |
| 3 POINT FG-ATT | 7-26 | 12-28 | | | | |
| 3-point FG pct | .269 | .429 | | | | |
| 3-pt FG made per game | 3.5 | 6.0 | | | | |
| FREE THROWS-ATT | 35-51 | 48-64 | | | | |
| Free throw pct | .686 | .750 | | | | |
| F-Throws made per game | 17.5 | 24.0 | | | | |
| REBOUNDS | 71 | 69 | | | | |
| Rebounds per game | 35.5 | 34.5 | | | | |
| Rebounding margin | +1.0 | - | | | | |
| ASSISTS | 32 | 35 | | | | |
| Assists per game | 16.0 | 17.5 | | | | |
| TURNOVERS | 24 | 26 | | | | |
| Turnovers per game | 12.0 | 13.0 | | | | |
| Turnover margin | +1.0 | - | | | | |
| Assist/turnover ratio | 1.3 | 1.3 | | | | |
| STEALS | 7 | 11 | | | | |
| Steals per game | 3.5 | 5.5 | | | | |
| BLOCKS | 3 | 12 | | | | |
| Blocks per game | 1.5 | 6.0 | | | | |
| ATTENDANCE | 0 | 2719 | | | | |
| Home games-Avg/Game | 0-0 | 2-1360 | | | | |
| Neutral site-Avg/Game | - | 0-0 | | | | |

| Score by Periods | 1st | 2nd | Totals |
|------------------|-----|-----|--------|
| Liberty | 77 | 73 | 150 |
| Opponents | 88 | 86 | 174 |

2011-12 Liberty Men's Basketball
LIBERTY Team High/Low Analysis (as of Dec 03, 2011)
All games

LIBERTY - TEAM GAME HIGHS

| | | | |
|-----------------------|------|---------|--------------------------------|
| POINTS | 82 | | at Campbell (12-01-11) |
| | 81 | | RANDOLPH COLLEGE (11-11-11) |
| | 80 | | LEHIGH (11-19-11) |
| | 75 | | at William & Mary (11-14-11) |
| | 68 | | at Coastal Carolina (12-03-11) |
| FIELD GOALS MADE | 32 | | RANDOLPH COLLEGE (11-11-11) |
| | 29 | | at William & Mary (11-14-11) |
| FIELD GOAL ATTEMPTS | 65 | | at Coastal Carolina (12-03-11) |
| | 65 | | LEHIGH (11-19-11) |
| FIELD GOAL PERCENTAGE | .542 | (32-59) | RANDOLPH COLLEGE (11-11-11) |
| | .492 | (29-59) | at William & Mary (11-14-11) |
| 3 PT FIELD GOALS MADE | 5 | | RANDOLPH COLLEGE (11-11-11) |
| | 5 | | at Texas A&M (11-09-11) |
| 3 PT FG ATTEMPTS | 21 | | at Texas A&M (11-09-11) |
| | 15 | | RANDOLPH COLLEGE (11-11-11) |
| 3 PT FG PERCENTAGE | .333 | (5-15) | RANDOLPH COLLEGE (11-11-11) |
| | .333 | (4-12) | LEHIGH (11-19-11) |
| | .333 | (4-12) | at William & Mary (11-14-11) |
| FREE THROWS MADE | 24 | | at Campbell (12-01-11) |
| | 20 | | LEHIGH (11-19-11) |
| FREE THROW ATTEMPTS | 33 | | at Campbell (12-01-11) |
| | 27 | | LEHIGH (11-19-11) |
| FREE THROW PERCENTAGE | .800 | (12-15) | at Texas A&M (11-09-11) |
| | .741 | (20-27) | LEHIGH (11-19-11) |
| REBOUNDS | 42 | | RANDOLPH COLLEGE (11-11-11) |
| | 38 | | WILLIAM & MARY (11-20-11) |
| ASSISTS | 19 | | at Campbell (12-01-11) |
| | 19 | | RANDOLPH COLLEGE (11-11-11) |
| STEALS | 10 | | RANDOLPH COLLEGE (11-11-11) |
| | 8 | | at William & Mary (11-14-11) |
| BLOCKED SHOTS | 5 | | RANDOLPH COLLEGE (11-11-11) |
| | 3 | | at Georgia State (11-26-11) |
| TURNOVERS | 17 | | RANDOLPH COLLEGE (11-11-11) |
| | 12 | | at Coastal Carolina (12-03-11) |
| | 12 | | at Campbell (12-01-11) |
| | 12 | | EASTERN KENTUCKY (11-18-11) |
| | 12 | | at William & Mary (11-14-11) |
| FOULS | 33 | | at Campbell (12-01-11) |
| | 23 | | LEHIGH (11-19-11) |

2011-12 Liberty Men's Basketball
LIBERTY High/Low Analysis (as of Dec 03, 2011)
All games

Opponent - GAME HIGHS

| | | | |
|-----------------------|-------|---------|--------------------------------|
| POINTS | 96 | | at Campbell (12-01-11) |
| | 90 | | LEHIGH (11-19-11) |
| | 81 | | at Texas A&M (11-09-11) |
| | 78 | | at Coastal Carolina (12-03-11) |
| | 73 | | EASTERN KENTUCKY (11-18-11) |
| FIELD GOALS MADE | 34 | | at Texas A&M (11-09-11) |
| | 31 | | LEHIGH (11-19-11) |
| FIELD GOAL ATTEMPTS | 58 | | LEHIGH (11-19-11) |
| | 57 | | WILLIAM & MARY (11-20-11) |
| | 57 | | EASTERN KENTUCKY (11-18-11) |
| FIELD GOAL PERCENTAGE | .654 | (34-52) | at Texas A&M (11-09-11) |
| | .556 | (30-54) | at Campbell (12-01-11) |
| 3 PT FIELD GOALS MADE | 10 | | EASTERN KENTUCKY (11-18-11) |
| | 10 | | at William & Mary (11-14-11) |
| 3 PT FG ATTEMPTS | 27 | | WILLIAM & MARY (11-20-11) |
| | 22 | | EASTERN KENTUCKY (11-18-11) |
| 3 PT FG PERCENTAGE | .476 | (10-21) | at William & Mary (11-14-11) |
| | .467 | (7-15) | RANDOLPH COLLEGE (11-11-11) |
| FREE THROWS MADE | 32 | | at Campbell (12-01-11) |
| | 22 | | LEHIGH (11-19-11) |
| FREE THROW ATTEMPTS | 43 | | at Campbell (12-01-11) |
| | 27 | | LEHIGH (11-19-11) |
| FREE THROW PERCENTAGE | 1.000 | (9-9) | EASTERN KENTUCKY (11-18-11) |
| | .815 | (22-27) | LEHIGH (11-19-11) |
| REBOUNDS | 39 | | at Texas A&M (11-09-11) |
| | 38 | | at Georgia State (11-26-11) |
| ASSISTS | 21 | | at Texas A&M (11-09-11) |
| | 19 | | at Campbell (12-01-11) |
| | 19 | | EASTERN KENTUCKY (11-18-11) |
| STEALS | 10 | | EASTERN KENTUCKY (11-18-11) |
| | 8 | | RANDOLPH COLLEGE (11-11-11) |
| BLOCKED SHOTS | 9 | | at Georgia State (11-26-11) |
| | 6 | | at Coastal Carolina (12-03-11) |
| | 6 | | at Campbell (12-01-11) |
| TURNOVERS | 20 | | RANDOLPH COLLEGE (11-11-11) |
| | 16 | | at William & Mary (11-14-11) |
| FOULS | 27 | | at Campbell (12-01-11) |
| | 21 | | at Coastal Carolina (12-03-11) |

2011-12 Liberty Men's Basketball
LIBERTY High/Low Analysis (as of Dec 03, 2011)
All games

LIBERTY - GAME LOWS

| | | | |
|-----------------------|------|---------|--------------------------------|
| POINTS | 50 | | at Georgia State (11-26-11) |
| | 59 | | at Texas A&M (11-09-11) |
| | 64 | | WILLIAM & MARY (11-20-11) |
| | 65 | | EASTERN KENTUCKY (11-18-11) |
| | 68 | | at Coastal Carolina (12-03-11) |
| FIELD GOALS MADE | 19 | | at Georgia State (11-26-11) |
| | 21 | | at Texas A&M (11-09-11) |
| FIELD GOAL ATTEMPTS | 54 | | WILLIAM & MARY (11-20-11) |
| | 57 | | EASTERN KENTUCKY (11-18-11) |
| FIELD GOAL PERCENTAGE | .322 | (19-59) | at Georgia State (11-26-11) |
| | .333 | (21-63) | at Texas A&M (11-09-11) |
| 3 PT FIELD GOALS MADE | 1 | | at Georgia State (11-26-11) |
| | 2 | | EASTERN KENTUCKY (11-18-11) |
| 3 PT FG ATTEMPTS | 11 | | EASTERN KENTUCKY (11-18-11) |
| | 11 | | at Georgia State (11-26-11) |
| 3 PT FG PERCENTAGE | .091 | (1-11) | at Georgia State (11-26-11) |
| | .182 | (2-11) | EASTERN KENTUCKY (11-18-11) |
| FREE THROWS MADE | 9 | | EASTERN KENTUCKY (11-18-11) |
| | 11 | | at Georgia State (11-26-11) |
| | 11 | | at Coastal Carolina (12-03-11) |
| FREE THROW ATTEMPTS | 13 | | EASTERN KENTUCKY (11-18-11) |
| | 15 | | at Texas A&M (11-09-11) |
| FREE THROW PERCENTAGE | .522 | (12-23) | RANDOLPH COLLEGE (11-11-11) |
| | .611 | (11-18) | at Coastal Carolina (12-03-11) |
| REBOUNDS | 29 | | at Texas A&M (11-09-11) |
| | 29 | | EASTERN KENTUCKY (11-18-11) |
| ASSISTS | 11 | | EASTERN KENTUCKY (11-18-11) |
| | 11 | | at Georgia State (11-26-11) |
| STEALS | 3 | | at Coastal Carolina (12-03-11) |
| | 4 | | at Texas A&M (11-09-11) |
| | 4 | | at Campbell (12-01-11) |
| BLOCKED SHOTS | 0 | | at Texas A&M (11-09-11) |
| | 0 | | at William & Mary (11-14-11) |
| TURNOVERS | 10 | | at Texas A&M (11-09-11) |
| | 10 | | WILLIAM & MARY (11-20-11) |
| FOULS | 14 | | EASTERN KENTUCKY (11-18-11) |
| | 16 | | at William & Mary (11-14-11) |

2011-12 Liberty Men's Basketball
LIBERTY High/Low Analysis (as of Dec 03, 2011)
All games

Opponent - GAME LOWS

| | | | |
|-----------------------|------|---------|--------------------------------|
| POINTS | 58 | | RANDOLPH COLLEGE (11-11-11) |
| | 65 | | WILLIAM & MARY (11-20-11) |
| | 72 | | at William & Mary (11-14-11) |
| | 72 | | at Georgia State (11-26-11) |
| | 73 | | EASTERN KENTUCKY (11-18-11) |
| FIELD GOALS MADE | 19 | | RANDOLPH COLLEGE (11-11-11) |
| | 21 | | WILLIAM & MARY (11-20-11) |
| FIELD GOAL ATTEMPTS | 50 | | RANDOLPH COLLEGE (11-11-11) |
| | 50 | | at Georgia State (11-26-11) |
| FIELD GOAL PERCENTAGE | .368 | (21-57) | WILLIAM & MARY (11-20-11) |
| | .380 | (19-50) | RANDOLPH COLLEGE (11-11-11) |
| 3 PT FIELD GOALS MADE | 1 | | at Texas A&M (11-09-11) |
| | 4 | | at Campbell (12-01-11) |
| 3 PT FG ATTEMPTS | 7 | | at Texas A&M (11-09-11) |
| | 10 | | at Campbell (12-01-11) |
| 3 PT FG PERCENTAGE | .143 | (1-7) | at Texas A&M (11-09-11) |
| | .259 | (7-27) | WILLIAM & MARY (11-20-11) |
| FREE THROWS MADE | 9 | | EASTERN KENTUCKY (11-18-11) |
| | 12 | | at Texas A&M (11-09-11) |
| | 12 | | at William & Mary (11-14-11) |
| FREE THROW ATTEMPTS | 9 | | EASTERN KENTUCKY (11-18-11) |
| | 16 | | at William & Mary (11-14-11) |
| FREE THROW PERCENTAGE | .545 | (12-22) | at Texas A&M (11-09-11) |
| | .650 | (13-20) | RANDOLPH COLLEGE (11-11-11) |
| REBOUNDS | 26 | | RANDOLPH COLLEGE (11-11-11) |
| | 29 | | at William & Mary (11-14-11) |
| ASSISTS | 8 | | RANDOLPH COLLEGE (11-11-11) |
| | 10 | | WILLIAM & MARY (11-20-11) |
| STEALS | 4 | | at Texas A&M (11-09-11) |
| | 5 | | WILLIAM & MARY (11-20-11) |
| | 5 | | at Coastal Carolina (12-03-11) |
| BLOCKED SHOTS | 2 | | RANDOLPH COLLEGE (11-11-11) |
| | 2 | | WILLIAM & MARY (11-20-11) |
| TURNOVERS | 7 | | WILLIAM & MARY (11-20-11) |
| | 11 | | LEHIGH (11-19-11) |
| | 11 | | at Georgia State (11-26-11) |
| | 11 | | at Campbell (12-01-11) |
| FOULS | 14 | | EASTERN KENTUCKY (11-18-11) |
| | 15 | | at Georgia State (11-26-11) |

2011-12 Liberty Men's Basketball
LIBERTY Points-Rebounds-Assists (as of Dec 03, 2011)
All games

| Opponent | Date | Score | | 01 | 02 | 05 | 11 | 14 | 15 | 21 |
|---------------------|----------|-------|---|------------|------------|------------|------------|------------|------------|------------|
| | | | | HOYT,TANNE | PHILLIPS,C | ASSINESI,K | SMITH,ANDR | MINAYA,DAV | LAYER,ETHA | VANDER POL |
| at Texas A&M | 11-09-11 | 59-81 | L | DNP | 0-5-2 | 3-0-1 | 0-0-0 | 14-2-0 | 0-0-0 | 0-5-0 |
| RANDOLPH COLLEGE | 11-11-11 | 81-58 | w | 0-1-0 | 5-7-3 | 0-0-0 | 0-0-1 | 4-4-2 | 5-0-1 | 2-5-0 |
| at William & Mary | 11-14-11 | 75-72 | w | DNP | 4-5-4 | DNP | DNP | 20-7-1 | 0-0-0 | 8-2-0 |
| EASTERN KENTUCKY | 11-18-11 | 65-73 | L | DNP | 2-2-3 | 0-0-0 | DNP | 19-3-2 | 0-0-0 | 4-2-0 |
| LEHIGH | 11-19-11 | 80-90 | L | DNP | 1-3-2 | 0-0-1 | 0-0-0 | 16-5-1 | 3-0-0 | 4-0-0 |
| WILLIAM & MARY | 11-20-11 | 64-65 | L | DNP | 4-3-0 | DNP | DNP | 12-4-2 | 0-1-0 | 2-2-0 |
| at Georgia State | 11-26-11 | 50-72 | L | DNP | 0-4-4 | 0-0-0 | 0-0-0 | 4-2-1 | 0-1-0 | 5-4-0 |
| at Campbell | 12-01-11 | 82-96 | L | 0-0-0 | 5-4-5 | 0-0-1 | DNP | 10-5-0 | 11-0-0 | 20-9-0 |
| at Coastal Carolina | 12-03-11 | 68-78 | L | DNP | 6-0-1 | 0-0-0 | DNP | 14-8-2 | 3-0-0 | 2-5-0 |

| Opponent | Date | Score | | 22 | 23 | 24 | 25 | 31 | 33 |
|---------------------|----------|-------|---|------------|------------|------------|------------|------------|------------|
| | | | | SPEAKS,TAV | GLIEDMAN,H | BURRUS,ANT | SANDERS,JE | BAIRD,STEP | SANDERS,JO |
| at Texas A&M | 11-09-11 | 59-81 | L | 6-2-0 | 0-0-0 | 10-3-1 | 8-4-9 | 0-0-0 | 18-2-3 |
| RANDOLPH COLLEGE | 11-11-11 | 81-58 | w | 18-2-1 | 4-1-0 | 10-4-0 | 11-9-8 | 5-2-1 | 17-4-2 |
| at William & Mary | 11-14-11 | 75-72 | w | 6-0-0 | 0-0-0 | 14-6-1 | 11-7-8 | DNP | 12-2-2 |
| EASTERN KENTUCKY | 11-18-11 | 65-73 | L | 14-3-0 | 0-0-0 | 7-6-0 | 19-7-4 | DNP | 0-5-2 |
| LEHIGH | 11-19-11 | 80-90 | L | 11-4-1 | 0-1-0 | 10-11-0 | 12-8-10 | 5-1-0 | 18-1-3 |
| WILLIAM & MARY | 11-20-11 | 64-65 | L | 13-2-0 | DNP | 10-7-2 | 11-12-7 | 0-1-0 | 12-5-3 |
| at Georgia State | 11-26-11 | 50-72 | L | 16-6-1 | 0-1-0 | 4-0-0 | 14-7-3 | 2-2-1 | 5-2-1 |
| at Campbell | 12-01-11 | 82-96 | L | 7-0-1 | 0-0-0 | 6-7-1 | 6-7-9 | 3-0-0 | 14-0-2 |
| at Coastal Carolina | 12-03-11 | 68-78 | L | 15-3-0 | DNP | 12-10-0 | 9-6-10 | 2-1-0 | 5-0-0 |

2011-12 Liberty Men's Basketball
LIBERTY Player High/Low Analysis (as of Dec 03, 2011)
All games

LIBERTY - INDIVIDUAL GAME HIGHS

| | | | |
|--------------------------|-------|-------|--|
| Points | 20 | | VANDER POL, Joel at Campbell (12-01-11) |
| | 20 | | MINAYA, David at William & Mary (11-14-11) |
| | 19 | | SANDERS, Jesse vs Eastern Kentucky (11-18-11) |
| | 19 | | MINAYA, David vs Eastern Kentucky (11-18-11) |
| | 18 | | SANDERS, John Caleb vs Lehigh (11-19-11) |
| | 18 | | SPEAKS, Tavares vs Randolph College (11-11-11) |
| | 18 | | SANDERS, John Caleb at Texas A&M (11-09-11) |
| Field Goals Made | 8 | | SANDERS, John Caleb vs Lehigh (11-19-11) |
| | 8 | | MINAYA, David vs Eastern Kentucky (11-18-11) |
| Field Goal Att. | 16 | | SPEAKS, Tavares at Georgia State (11-26-11) |
| | 16 | | MINAYA, David vs Lehigh (11-19-11) |
| FG Pct (min 5 made) | 1.000 | (5-5) | BURRUS, Antwan vs Randolph College (11-11-11) |
| | .778 | (7-9) | SPEAKS, Tavares vs Randolph College (11-11-11) |
| 3-Point FG Made | 4 | | SANDERS, John Caleb vs Randolph College (11-11-11) |
| | 3 | | LAYER, Ethan at Campbell (12-01-11) |
| | 3 | | SANDERS, John Caleb at Texas A&M (11-09-11) |
| 3-Point FG Att. | 10 | | SANDERS, John Caleb at Texas A&M (11-09-11) |
| | 8 | | SANDERS, John Caleb at William & Mary (11-14-11) |
| 3-Pt FG Pct (min 2 made) | .667 | (4-6) | SANDERS, John Caleb vs Randolph College (11-11-11) |
| | .500 | (3-6) | LAYER, Ethan at Campbell (12-01-11) |
| | .500 | (2-4) | MINAYA, David vs Eastern Kentucky (11-18-11) |
| Free Throws Made | 10 | | VANDER POL, Joel at Campbell (12-01-11) |
| | 6 | | SANDERS, Jesse vs William & Mary (11-20-11) |
| | 6 | | SANDERS, Jesse vs Lehigh (11-19-11) |
| Free Throw Att. | 13 | | VANDER POL, Joel at Campbell (12-01-11) |
| | 8 | | SANDERS, Jesse vs William & Mary (11-20-11) |
| | 8 | | SPEAKS, Tavares vs Lehigh (11-19-11) |
| FT Pct (min 3 made) | 1.000 | (6-6) | SANDERS, Jesse vs Lehigh (11-19-11) |
| | 1.000 | (3-3) | SANDERS, John Caleb at Texas A&M (11-09-11) |
| Rebounds | 12 | | SANDERS, Jesse vs William & Mary (11-20-11) |
| | 11 | | BURRUS, Antwan vs Lehigh (11-19-11) |
| Assists | 10 | | SANDERS, Jesse at Coastal Carolina (12-03-11) |
| | 10 | | SANDERS, Jesse vs Lehigh (11-19-11) |
| Steals | 3 | | SANDERS, Jesse at Georgia State (11-26-11) |
| | 3 | | SPEAKS, Tavares vs Lehigh (11-19-11) |
| | 3 | | SANDERS, Jesse vs Eastern Kentucky (11-18-11) |
| | 3 | | SANDERS, John Caleb vs Randolph College (11-11-11) |
| Blocked Shots | 2 | | VANDER POL, Joel at Campbell (12-01-11) |
| | 2 | | BURRUS, Antwan at Georgia State (11-26-11) |
| | 2 | | BURRUS, Antwan vs William & Mary (11-20-11) |
| | 2 | | BURRUS, Antwan vs Randolph College (11-11-11) |
| Turnovers | 5 | | BURRUS, Antwan vs Eastern Kentucky (11-18-11) |
| | 4 | | SANDERS, Jesse at Campbell (12-01-11) |
| | 4 | | SANDERS, John Caleb vs Lehigh (11-19-11) |
| | 4 | | SANDERS, Jesse vs Randolph College (11-11-11) |
| | 4 | | SANDERS, Jesse at Texas A&M (11-09-11) |
| Fouls | 5 | | SPEAKS, Tavares at Campbell (12-01-11) |
| | 5 | | PHILLIPS, Chene at Campbell (12-01-11) |

2011-12 Liberty Men's Basketball
LIBERTY Opponent High/Low Analysis (as of Dec 03, 2011)
All games

OPPONENT INDIVIDUAL GAME HIGHS

| | | | |
|--------------------------|-------|--------|--|
| Points | 32 | | McCollum, C.J. vs Lehigh (11-19-11) |
| | 28 | | FREEMAN, Trey at Campbell (12-01-11) |
| | 23 | | GRADNIGO, Chris at Coastal Carolina (12-03-11) |
| | 23 | | Hamilton, Jordan vs Lehigh (11-19-11) |
| | 20 | | WHITE, Darren at Campbell (12-01-11) |
| Field Goals Made | 20 | | Turner, Ray at Texas A&M (11-09-11) |
| | 10 | | McCollum, C.J. vs Lehigh (11-19-11) |
| | 9 | | FREEMAN, Trey at Campbell (12-01-11) |
| Field Goal Att. | 9 | | Turner, Ray at Texas A&M (11-09-11) |
| | 16 | | GRADNIGO, Chris at Coastal Carolina (12-03-11) |
| | 16 | | FREEMAN, Trey at Campbell (12-01-11) |
| | 16 | | Thornton, Marcus vs William & Mary (11-20-11) |
| FG Pct (min 5 made) | 1.000 | (6-6) | Ali, Jihad at Georgia State (11-26-11) |
| | .818 | (9-11) | Turner, Ray at Texas A&M (11-09-11) |
| 3-Point FG Made | 5 | | GRADNIGO, Chris at Coastal Carolina (12-03-11) |
| | 4 | | Ali, Jihad at Georgia State (11-26-11) |
| | 4 | | Rum, Matt at William & Mary (11-14-11) |
| 3-Point FG Att. | 9 | | GRADNIGO, Chris at Coastal Carolina (12-03-11) |
| | 8 | | McGee, Brandon at Georgia State (11-26-11) |
| 3-Pt FG Pct (min 2 made) | 1.000 | (4-4) | Ali, Jihad at Georgia State (11-26-11) |
| | 1.000 | (4-4) | Rum, Matt at William & Mary (11-14-11) |
| | 1.000 | (2-2) | RYAN, Andrew at Campbell (12-01-11) |
| | 1.000 | (2-2) | KNIPP, Timmy vs Eastern Kentucky (11-18-11) |
| | 1.000 | (2-2) | Brown, Kendrix at William & Mary (11-14-11) |
| Free Throws Made | 9 | | FREEMAN, Trey at Campbell (12-01-11) |
| | 9 | | McCollum, C.J. vs Lehigh (11-19-11) |
| Free Throw Att. | 12 | | FREEMAN, Trey at Campbell (12-01-11) |
| | 9 | | GREENWOOD, Kierre at Coastal Carolina (12-03-11) |
| | 9 | | WHITE, Darren at Campbell (12-01-11) |
| | 9 | | McCollum, C.J. vs Lehigh (11-19-11) |
| | 9 | | McDowell, Quinn at William & Mary (11-14-11) |
| FT Pct (min 3 made) | 1.000 | (9-9) | McCollum, C.J. vs Lehigh (11-19-11) |
| | 1.000 | (6-6) | White, Devonta at Georgia State (11-26-11) |
| | 1.000 | (5-5) | DESGAIN, Zach vs Randolph College (11-11-11) |
| | 1.000 | (4-4) | Turner, Elston at Texas A&M (11-09-11) |
| | 1.000 | (3-3) | DiNUNNO, Mike vs Eastern Kentucky (11-18-11) |
| Rebounds | 10 | | Micheaux, Josh at Georgia State (11-26-11) |
| | 9 | | HARRIS, Marvelle at Campbell (12-01-11) |
| Assists | 6 | | CELESTIN, Amir at Campbell (12-01-11) |
| | 6 | | Fields, James at Georgia State (11-26-11) |
| | 6 | | Branch, Jamal at Texas A&M (11-09-11) |
| Steals | 3 | | FERGUSON, Rico at Campbell (12-01-11) |
| | 3 | | Brown, Kendrix vs William & Mary (11-20-11) |
| | 3 | | Hamilton, Jordan vs Lehigh (11-19-11) |
| | 3 | | RIGGS, D'Mitri vs Eastern Kentucky (11-18-11) |
| Blocked Shots | 7 | | Buckner, Eric at Georgia State (11-26-11) |
| | 3 | | MCLAURIN, Sam at Coastal Carolina (12-03-11) |
| | 3 | | GRADNIGO, Chris at Coastal Carolina (12-03-11) |
| | 3 | | GRIFFIN, Eric at Campbell (12-01-11) |
| Turnovers | 6 | | Britt, Brandon at William & Mary (11-14-11) |
| | 6 | | EHILEGBU, Mike vs Randolph College (11-11-11) |
| Fouls | 5 | | CELESTIN, Amir at Campbell (12-01-11) |

5 FERGUSON, Rico at Campbell (12-01-11)
5 Schalk, Tom vs William & Mary (11-20-11)

2011-12 Liberty Men's Basketball
LIBERTY Team Game-by-Game Comparison (as of Dec 03, 2011)
All games

| Opponent | 1st | 2nd | Score | Mar | Total FG | FG Pct | 3-Pointers | 3FG Pct | Free Throws | FT Pct | Rebounds | Assist | T/Over | Block | Steal | Fouls |
|------------------|-------|-------|-------|------|-------------|-----------|------------|-----------|-------------|-----------|------------|--------|--------|-------|-------|-------|
| Texas A&M | 14/37 | 45/44 | 59-81 | (22) | 21-63/34-52 | .333/.654 | 5-21/1-7 | .238/.143 | 12-15/12-22 | .800/.545 | 29/39 (10) | 16/21 | 10/13 | 0/4 | 4/4 | 21/17 |
| RANDOLPH COLLEGE | 44/23 | 37/35 | 81-58 | +23 | 32-59/19-50 | .542/.380 | 5-15/7-15 | .333/.467 | 12-23/13-20 | .522/.650 | 42/26 +16 | 19/8 | 17/20 | 5/2 | 10/8 | 21/17 |
| William & Mary | 35/28 | 40/44 | 75-72 | +3 | 29-59/25-54 | .492/.463 | 4-12/10-21 | .333/.476 | 13-19/12-16 | .684/.750 | 35/29 +6 | 16/11 | 12/16 | 0/4 | 8/6 | 16/18 |
| EASTERN KENTUCKY | 28/28 | 37/45 | 65-73 | (8) | 27-57/27-57 | .474/.474 | 2-11/10-22 | .182/.455 | 9-13/9-9 | .692/1000 | 29/33 (4) | 11/19 | 12/13 | 1/3 | 6/10 | 14/14 |
| LEHIGH | 35/43 | 45/47 | 80-90 | (10) | 28-65/31-58 | .431/.534 | 4-12/6-17 | .333/.353 | 20-27/22-27 | .741/.815 | 36/31 +5 | 18/18 | 11/11 | 2/4 | 6/6 | 23/18 |
| WILLIAM & MARY | 26/29 | 38/36 | 64-65 | (1) | 22-54/21-57 | .407/.368 | 3-12/7-27 | .250/.259 | 17-23/16-23 | .739/.696 | 38/36 +2 | 14/10 | 10/7 | 2/2 | 6/5 | 20/19 |
| Georgia State | 28/37 | 22/35 | 50-72 | (22) | 19-59/24-50 | .322/.480 | 1-11/8-19 | .091/.421 | 11-17/16-22 | .647/.727 | 34/38 (4) | 11/17 | 11/11 | 3/9 | 7/7 | 19/15 |
| Campbell | 41/45 | 41/51 | 82-96 | (14) | 27-63/30-54 | .429/.556 | 4-14/4-10 | .286/.400 | 24-33/32-43 | .727/.744 | 34/34 - | 19/19 | 12/11 | 2/6 | 4/6 | 33/27 |
| Coastal Carolina | 36/43 | 32/35 | 68-78 | (10) | 27-65/27-54 | .415/.500 | 3-12/8-18 | .250/.444 | 11-18/16-21 | .611/.762 | 37/35 +2 | 13/16 | 12/15 | 1/6 | 3/5 | 19/21 |

Note: Game totals are displayed in the format TEAM/OPPONENT for each category