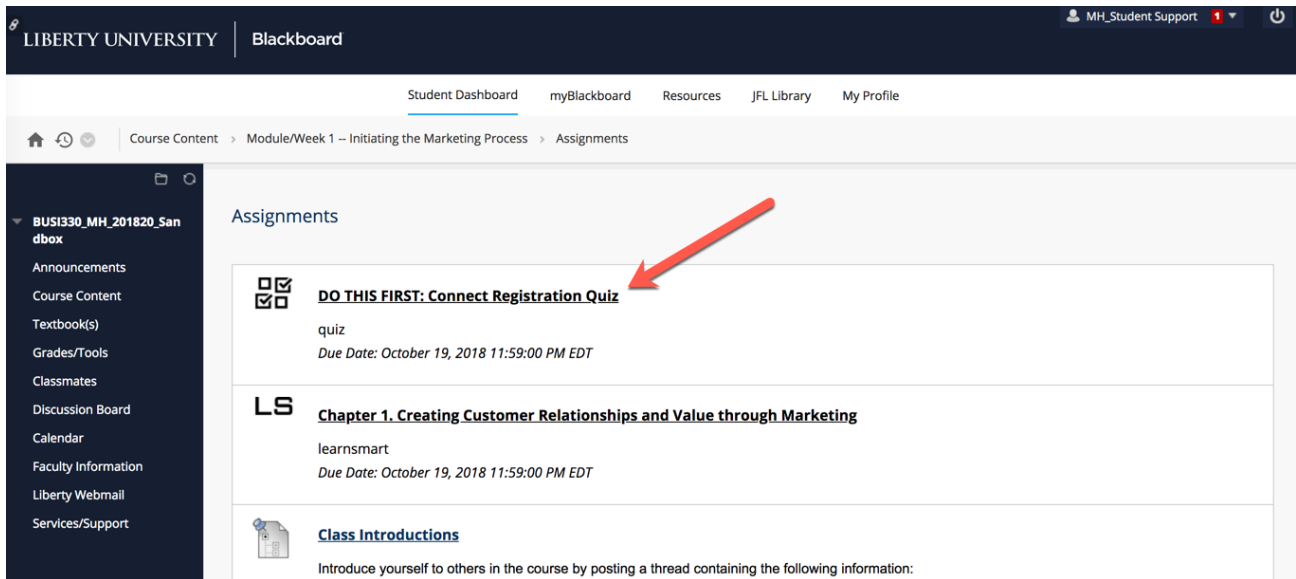


Connect Student Registration

Step 1: Log into your Blackboard Course. Click on “Course Content” > Module/Week 1 > Assignments. Click on “DO THIS FIRST: Connect Registration Quiz”.



Step 2: Enter your Liberty.edu email to join the class.



Step 3: If you have an existing account, enter your Connect password and click BEGIN.

connect®

Welcome

Join this class

C15 SINGLE OFFER NATIONAL OFFER UAT

C15 SINGLE OFFER NATIONAL OFFER UAT

INSTRUCTOR
JOHN FRANCIS

ESSENTIALS OF ANATOMY & PHYSIOLOGY
KENNETH SALADIN, 1ST ED.

YOU HAVE A CONNECT ACCOUNT.
ENTER YOUR PASSWORD.

stu1@mhhm.com

BEGIN >

← Back Forgot password?

Step 4: If you are new to Connect, create your McGraw-Hill Education account.

Create your McGraw-Hill Education account.

Email Address
newstu10@test.com Confirm Email Address

Password
Password Confirm Password

Passwords are case sensitive and must contain 8-20 characters including: 1 uppercase character, 1 lowercase character and 1 number. (No spaces)

Full Name
First Name Last Name

Security Question And Answer
Select a Question Security Answer

We'll ask you this question to retrieve your password.

I agree to the terms of the McGraw-Hill Education [Terms of Use](#) and [Privacy Notice](#).

I'd like to receive information about other McGraw-Hill Education products, services, and promotions that relate to my course. I understand that if I choose not to receive these additional notifications, I will still receive important information about my McGraw-Hill Education Account.

NEXT STEP BACK

Instructor:
Courtney Costello

McConnell: ECONOMICS
17TH EDITION
Campbell McConnell, Stanley Brue

Step 5: Click Confirm to confirm your access to Connect.

McGraw Hill Education connect

HELP | EXIT

Digital Access to: Connect


Kerin: Marketing: The Core
7TH EDITION, © 2018
By Roger Kerin
ISBN:1259899314

Component Products: LearnSmart

Access: Your access to this product will expire in 5 months 3 weeks and 6 days from today on Oct 22nd

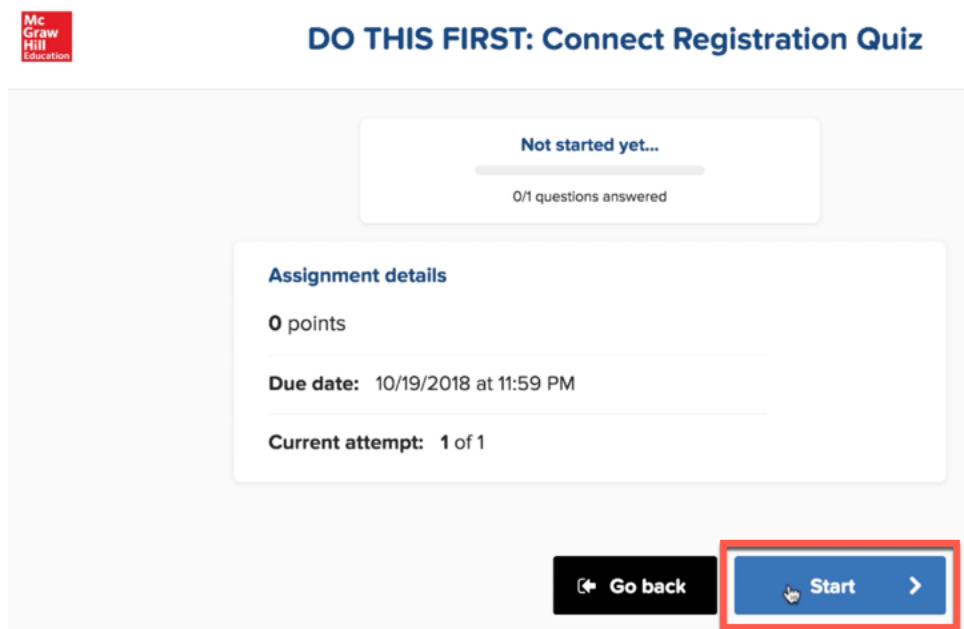
CONFIRM CANCEL

Step 6: You have successfully joined the class. Click *Go to Connect* to continue.




The screenshot shows the Connect interface. On the left, a large green box contains the word "Success" in white. Below it, a link reads "Need help? [Contact customer service](#) +". On the right, the course information is displayed: "MARKETING 101" and "MARKETING MWF 9AM". Below this, the instructor is listed as "INSTRUCTOR MOLLY RIGGS" with a profile icon. Further down, the textbook is listed as "MARKETING SHANE HUNT, 2ND ED." with a book cover icon. A yellow reminder box states "REMINDER: ACCESS TO THIS PRODUCT EXPIRES: 08/22/17". At the bottom right, a green button labeled "GO TO CONNECT" with a right-pointing arrow is visible.

Step 7: Click Start to begin your Connect Registration Quiz.




The screenshot shows the "DO THIS FIRST: Connect Registration Quiz" interface. At the top left is the Mc Graw Hill Education logo. The main heading is "DO THIS FIRST: Connect Registration Quiz". Below this, a progress indicator shows "Not started yet..." with a horizontal bar and "0/1 questions answered" below it. Underneath, the "Assignment details" section lists "0 points", "Due date: 10/19/2018 at 11:59 PM", and "Current attempt: 1 of 1". At the bottom, there are two buttons: a black "Go back" button with a left arrow and a blue "Start" button with a right arrow. The "Start" button is highlighted with a red rectangular border.

Step 8: Answer the 1-question Quiz and **Submit. Click Exit Now to return to Blackboard.**

DO THIS FIRST: Connect Registration Quiz  Saved Help Save & Exit Submit

1 Have you completed registration for your Connect account?

Yes or No

 **You're done!**

You submitted this assignment.

Total points:	0/0 points
Total score:	100%

TECH SUPPORT & FAQ:

CALL: (800) 331-5094

EMAIL & CHAT:

mhhe.com/support

MONDAY-THURSDAY: 24 hours

FRIDAY: 12 AM - 9 PM EST

SATURDAY: 10 AM - 8 PM EST

SUNDAY: 12 PM – 12 AM EST

FIND MORE SUPPORT:

connectstudentsuccess.com

FIND MORE TIPS:

mhhe.com/collegesmarter

NOTE: If you contact your instructor with a technical question, you will be asked to provide a case number from tech support before your concern is escalated.