

LuRes Roommate Selection

Jan 6, 2012

The Office of Student Housing

Division of Student Affairs
Liberty University®

Follow the instructions and screenshots below to make a Roommate Selection.

- Log on to MyHousing and Dining through your ASIST account.
- Indicate the term (Fall or Spring).

The screenshot displays the MyHousing interface. At the top left, there is a 'HOUSING' header with a house icon and a 'Term Select' dropdown menu. Below this, four term selection buttons are shown: 'Fall 2011', 'Spring 2012', 'Fall 2012', and 'Spring 2013'. Each button has a '0%' progress indicator. The 'Spring 2012' and 'Fall 2012' buttons are circled in red. To the right of the main content area, there is a sidebar with a user profile icon, a 'Deadlines' section listing 'New student arrival...' (05 days), 'Returning student a...' (07 days), and 'Open on campus ap...' (127 days). Below the deadlines is a 'How-To Video Tutorial' section with a play button icon. At the bottom of the sidebar is a 'Contact Student Housing' section with contact information: Phone: (434) 592-4139, Fax: (434) 582-2138, Email: housing@liberty.edu, Hours: 8am-5pm, EST, Monday-Friday, Location: Green Hall, 1886. At the bottom left of the main content area, the version and build information are displayed: 'Version: 1.0.2.1428' and 'Built on: 7 Dec 2011'.

-Select "Start Now" beneath "On-Campus Housing" to proceed to the housing page for the selected semester.

The screenshot shows the LuRes Roommate Selection web application interface. At the top, there is a navigation bar with a house icon and the word "HOUSING" in a blue arrow, followed by a "Term Select" dropdown menu. Below this, there are four semester selection cards: "Fall 2011", "Spring 2012", "Fall 2012", and "Spring 2013". The "Spring 2012" and "Fall 2012" cards have a red "0%" progress indicator. Below the semester cards, there are two main sections: "On-Campus Housing" and "Off-Campus Living". The "On-Campus Housing" section has a pencil icon, the text "Not started- You have not yet started Housing for this term", and a green "Start Now" button with a right-pointing arrow. A large green arrow with a black outline points upwards towards the "Start Now" button. The "Off-Campus Living" section has a pencil icon, the text "You have the option to apply to live off campus. It's a good idea to complete your on-campus selections as well, just in case you don't get approved to live off campus.", and a blue "Apply Now" button with a right-pointing arrow. On the right side of the interface, there is a sidebar with a user profile icon at the top. Below it, there are three sections: "Deadlines" with a table of dates and days, "How-To Video Tutorial" with a play button icon, and "Contact Student Housing" with contact information.

Deadlines	
New student arrival...	05 DAYS
Wednesday, January 11	
Returning student a...	07 DAYS
Friday, January 13	
Open on campus ap...	127 DAYS
Friday, May 11	

Version: 1.0.0
Built on: 7 Dec 2011

Phone: (434) 592-4139
Fax: (434) 582-2138
Email: housing@liberty.edu
Hours: 8am-5pm, EST
Monday-Friday
Location: Green Hall, 1886

-After completing the Personality and Picture segments (optional), select "Roommate".

The screenshot shows the LuRes Roommate Selection web application interface. At the top, there is a navigation bar with a house icon, the word "HOUSING", and buttons for "Spring 2012" and "Main Menu". Below this, the main content area is divided into two sections: "Profile (0 of 2 steps completed)" and "Room & Board (0 of 3 steps completed)".

The "Profile" section contains two icons: "PERSONALITY" and "PICTURE". The "Room & Board" section contains three icons: "MEALPLAN", "ROOMMATE", and "ROOM". The "ROOMMATE" icon is circled in red. Below the "Room & Board" section, there is a footer with the text "Version: 1.0.2.1428" and "Built on: 7 Dec 2011".

On the right side of the interface, there is a sidebar with several widgets: "On Campus Housing Status" showing "0% Done" with a progress bar and the text "Get a checkmark on every step to finish!"; "Housing Budget" showing "\$3,340 Main Campus"; "How-To Video Tutorial" with a play button icon; and "Contact Student Housing" with contact information: Phone: (434) 592-4139, Fax: (434) 582-2138, Email: housing@liberty.edu, Hours: 8am-5pm, EST Monday-Friday, Location: Green Hall, 1886.


-If no roommates are confirmed or pending, select "Add a roommate".



-Indicate preference of roommate by selecting the appropriate bullet and clicking "Next".

Add a roommate

<input type="radio"/> No Preference You will be assigned a roommate automatically at a later time.	<input type="radio"/> Show Matches Show me a list of students similar to me based on my personality profile.	<input type="radio"/> Search Search for a roommate by name or by Liberty email address.
--	--	---



Version: 1.0.2.1428

Built on: 7 Dec 2011

-If searching for a roommate by Name or Email, type in any information pertinent to the student and click "search".

Roommate Search




Student Name or Student Email

-If the search generates more than one result, click on the desired student by selecting the blue arrow to the left of the student's name to view more information.

-To request a roommate select the "Request Roommate" button next to the student's name requested and select "Done".

Roommate Search

Student Name or Student Email

	Moss	SR	BSMG	<input type="button" value="Request Roommate"/>
About Moss SR Age 20 BSMG Major Email: fake1211113@liberty.edu Budget: \$3685 Not in a room		About you: FR Age 19 PYCL Major Email: fake1904256@liberty.edu Budget: \$3340 Not in a room		
	Moss	JR	NURS	<input type="button" value="Request Roommate"/>
	Mosset	SR	VCAG	<input type="button" value="Request Roommate"/>

-Verify your roommate request (or withdraw it) by returning to the roommate tab.

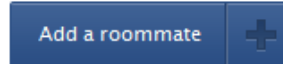

Roommates

You do not have any confirmed roommates! [Add a Roommate](#)

Requests & Notifications

You sent a roommate request to Julie Moss

[Withdraw](#)



-The requested roommate will need to confirm the request to be in your roommate group.

-Do not select undesired roommate requests.