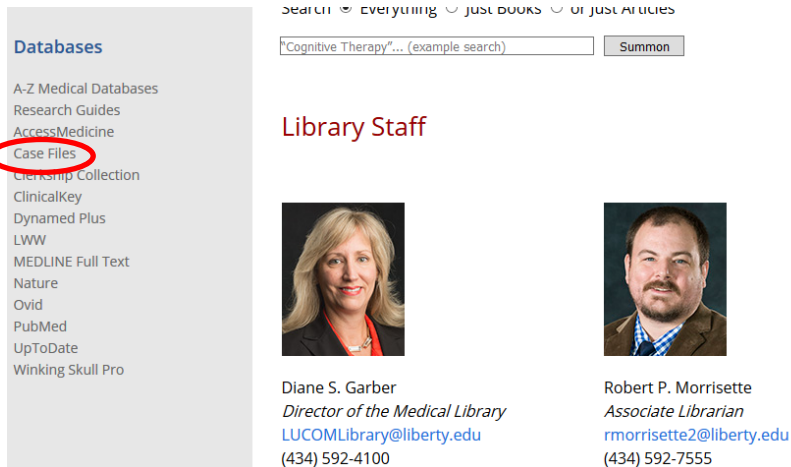


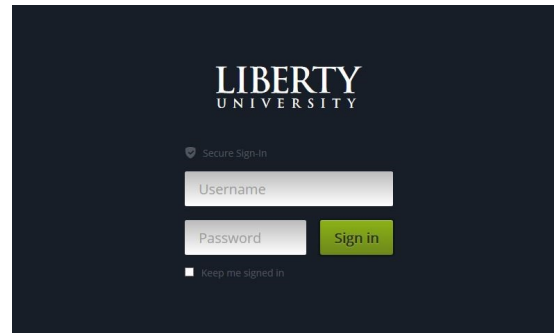
Non-Clinical Rotations: Case Files Modules

To get to the Case Files modules, go the LUCOM Library page at www.liberty.edu/lucom/library. Once there, look for the 'Case Files' link underneath 'Databases' on the bottom left hand side of the page.

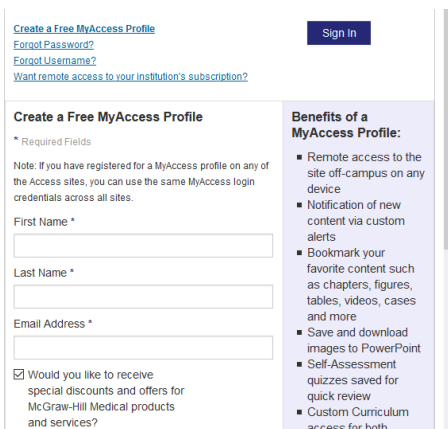


The screenshot shows the LUCOM Library website. On the left, a 'Databases' menu is visible with 'Case Files' circled in red. The main content area features a search bar with the text 'Cognitive Therapy'... (example search) and a 'Summon' button. Below the search bar, the 'Library Staff' section is displayed, featuring two staff members: Diane S. Garber, Director of the Medical Library, and Robert P. Morrisette, Associate Librarian. Their names, titles, email addresses, and phone numbers are listed below their respective headshots.

From off campus, you clicking on the Case Files link will take you to the Liberty single sign-on page, where you will enter your Liberty username and password.



Once you have accessed the Case Files site, you will need to click on the drop-down at the top right of the page that reads, 'Sign-in | Liberty University College of Osteopathic Medicine'. The drop down menu will present you with an option to 'Sign in, or Create free MyAccess Profile'. Select this option to create a free MyAccess profile.



The screenshot shows the 'Create a Free MyAccess Profile' form. The form has a blue header with a 'Sign In' button. Below the header, there are links for 'Create a Free MyAccess Profile', 'Forgot Password?', 'Forgot Username?', and 'Want remote access to your institution's subscription?'. The form itself has a title 'Create a Free MyAccess Profile' and a note: 'Note: If you have registered for a MyAccess profile on any of the Access sites, you can use the same MyAccess login credentials across all sites.' There are three required fields: 'First Name *', 'Last Name *', and 'Email Address *'. Below these fields, there is a checkbox for 'Would you like to receive special discounts and offers for McGraw-Hill Medical products and services?'. To the right of the form, there is a section titled 'Benefits of a MyAccess Profile:' with a list of benefits: 'Remote access to the site off-campus on any device', 'Notification of new content via custom alerts', 'Bookmark your favorite content such as chapters, figures, tables, videos, cases and more', 'Save and download images to PowerPoint', 'Self-Assessment quizzes saved for quick review', and 'Custom Curriculum access for both'.













You will need to sign in to Case Files with the credentials you create in order to access the modules, and in order to track which modules you have completed, , and to email the results of your comprehension questions in to be recorded.

Please use your Liberty email address to register for your MyAccess profile, as when you complete the comprehension questions for each module and email them to modules@liberty.edu, they will arrive from your Liberty email address.

View an exportable list of resources

Get Alerts ⓘ

Clinical Rotation Cases

 <p>CASE FILES® ANESTHESIOLOGY</p> <p>Case Files: Anesthesiology Lydia Conlay, Julia Pollock, Mary Ann Vann, Sheela Pai, Eugene C. Toy</p>	 <p>CASE FILES® CARDIOLOGY</p> <p>Case Files: Cardiology Eugene C. Toy, Michael D. Faulk</p>	 <p>CASE FILES® CRITICAL CARE</p> <p>Case Files: Critical Care 2e Eugene C. Toy, Terrence H. Liu, Manuel Suarez</p>	 <p>CASE FILES® EMERGENCY MEDICINE</p> <p>Case Files: Emergency Medicine, 4e Eugene C. Toy, Adam J. Rosh, Barry C. Simon, Katrin Y. Takenaka, Terrence H. Liu</p>
 <p>CASE FILES® FAMILY MEDICINE</p> <p>Case Files: Family Medicine 4th ed. Eugene C. Toy, Donald Briscoe, Bruce Britton, Joel J. Heidelbaugh</p>	 <p>CASE FILES® GERIATRICS</p> <p>Case Files: Geriatrics Eugene C. Toy, Andrew N. Dentino, Lowell S. Johnson, Monique M. Williams</p>	 <p>CASE FILES® INTERNAL MEDICINE</p> <p>Case Files: Internal Medicine 5e Eugene C. Toy, John T. Patlan Jr, Mark T. Warner</p>	 <p>CASE FILES® MEDICAL ETHICS & PROFESSIONALISM</p> <p>Case Files: Medical Ethics and Professionalism Eugene C. Toy, Susan P. Raine, Thomas I. Cochrane</p>
 <p>CASE FILES® NEUROLOGY</p> <p>Case Files: Neurology 3e</p>	 <p>CASE FILES® OBSTETRICS & GYNECOLOGY</p> <p>Case Files: Ob/Gyn 5th ed.</p>	 <p>CASE FILES® PEDIATRICS</p> <p>Case Files: Pediatrics 5e</p>	 <p>CASE FILES® PSYCHIATRY</p> <p>Case Files: Psychiatry 5e</p>

Once signed in to Case Files, click on 'Clinical Rotation Cases' at the top of the page, to display a list of all of the different specialties available. Each Specialty has many modules that can be completed.

There are questions for the student doctor to complete at the beginning of the module, as well as at the end with the comprehension questions.

Upon completing the comprehension questions, the option will be presented to email the results. The 'From', 'To' & 'Subject' fields are required.

Simply email your completion results to modules@liberty.edu.

Send Email

From

To (Separate multiple email addresses with commas)

Subject

Optional Message

Email Body
<http://casefiles.mhmedical.com/TestResults.aspx?id=1246319&userid=5197008&additionalSection=>



If you have any trouble creating a MyAccess profile, or with accessing the Case Files collection or any other library resource, please let us know in the medical library and it will be our pleasure to answer your questions.

Library Phone: 434-592-4100

Rob Morrisette, Associate Librarian: 434-592-7555

Email: lucomlibrary@liberty.edu