

Canvas



LEARNING MANAGEMENT SYSTEM

Welcome to Canvas

Canvas is LUCOM's Learning Management System for student use.



What students use Canvas for:

- Calendar/schedule
- Syllabus
- Learning Materials
- Lecture Capture
- Announcements
- Quizzes
- Grades



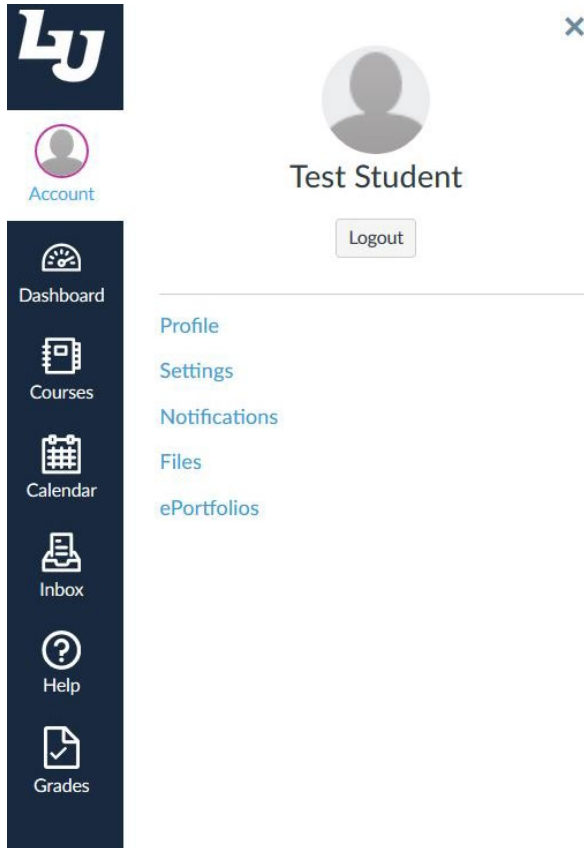
Entering Canvas

The front page of Canvas will only show courses you are enrolled in, this is called the Dashboard

Dashboard



Canvas Account & Main Navigation Pane

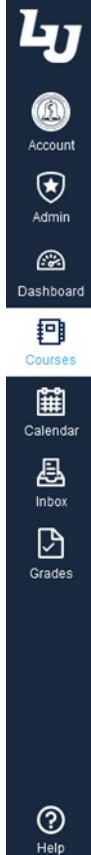


× The Main Navigation Pane is shown on the left of the Dashboard screen. This offers quick ways to get from one place to another in Canvas.

- Each Canvas user can manage their account by clicking the Account button on the left side of the screen.



Canvas courses



The Course tab shows a list of all the courses a user is enrolled in currently

- Past enrollments can be viewed by clicking *All Courses*

Past Enrollments

Course	Nickname	Term
★ ■ Student Orientation Demo		

Helpful note: A faster way to switch between classes is by clicking the Courses button as opposed to going to the Dashboard.



Canvas course home page

LCOM4023_201645_7359387

Fall Med 2016

Home

Announcements

Grades

Syllabus

Quizzes

ExamSoft

Media Gallery


My Media

Welcome to Canvas! You don't have any courses, so this page won't be very exciting for now. Once you've created or signed up for courses, you'll start to see conversations from all of your classes.

Recent Activity in LCOM4023_201645_7359387

Coming Up [View Calendar](#)

Nothing for the next week



The homepage is the first tab a student will see upon entering a specific course.

- The Navigation Pane within the course offers options for Announcements, Grades, Syllabus, Quizzes, and Media Gallery
- The Canvas Calendar can be viewed here by clicking on *View Calendar*. This will show the user the calendar for a specific course only.



Canvas Media Gallery

The Media Gallery in each course is where the Lecture Capture videos can be found for students to review.

Fall Med 2016

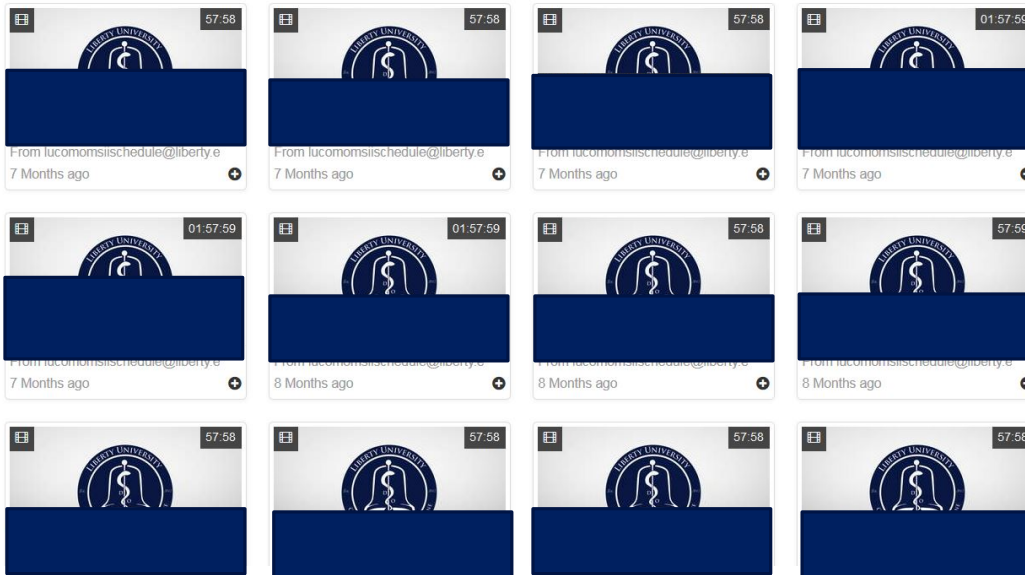
- Home
- Announcements
- Grades
- People
- Syllabus
- ExamSoft
- Media Gallery**
- My Media

Media Gallery

77 Media

Sort by Most Recent View All Media

+ Add Media



Canvas Calendar

The Calendar can be viewed two different ways:

1. By clicking on *View Calendar* within a course
 2. By clicking on *Calendar* from the Main Navigation Pane
- The Calendar can be used to show the entire semester schedule or each course schedule individually.
 - This is controlled by checking the boxes beside each course name on the right
 - The learning materials for each lecture can be found within each event.

