

45th VyStar Gators Invitational

Mark Bostick Golf Course
Gainesville, FL
Mark Bostick
Dates: Feb 12 - Feb 13

1	2	Team	Scores			
1	1	Florida	267	269	536	-24
2	2	Oklahoma State	278	271	549	-11
4	3	South Florida	280	276	556	-4
3	4	Florida	279	278	557	-3
T5	5	LSU	281	279	560	E
T5	6	Florida Gulf Coast U	281	282	563	+3
T5	T7	Missouri	281	284	565	+5
14	T7	Georgia Southern	290	275	565	+5
13	T9	West Virginia	289	279	568	+8
T5	T9	Jacksonville	281	287	568	+8
T10	11	Penn State	284	286	570	+10
9	12	UCF	283	288	571	+11
T10	13	Florida Atlantic	284	288	572	+12
T10	14	UNCW	284	295	579	+19
15	15	Liberty	299	286	585	+25

45th VyStar Gators Invitational

Mark Bostick Golf Course
Gainesville, FL
Mark Bostick
Dates: Feb 12 - Feb 13

Start	Finish	Player	Team	Scores			
1	1	Fred Biondi	Florida	63	66	129	-11
2	2	Ricky Castillo	Florida	64	68	132	-8
T27	3	Garrett Barber	LSU	71	64	135	-5
T3	T4	Rayhan Thomas	Oklahoma State	67	69	136	-4
T6	T4	Yuxin Lin	Florida	68	68	136	-4
T21	T6	Bo Jin	Oklahoma State	70	67	137	-3
T6	T6	Eugenio Lopez-Chacarra	Oklahoma State	68	69	137	-3
T27	T6	Giovanni Manzoni	Florida	71	66	137	-3
T21	T6	Wilson Andress	Georgia Southern	70	67	137	-3
T6	T6	Albin Bergstrom	South Florida	68	69	137	-3
T13	T11	Mark Goetz	West Virginia	69	69	138	-2
T27	T11	Louis Olsakovsky	Penn State	71	67	138	-2
T3	T11	Yu Ta Tsai	Missouri	67	71	138	-2
T21	T11	Run Youprayong	South Florida	70	68	138	-2
T21	T11	Cohen Trolio	LSU	70	68	138	-2
T27	T11	Austin Cherichella	Florida Gulf Coast U	71	67	138	-2
T27	T11	Luis Carrera	UCF	71	67	138	-2
T13	T18	Michael Terblanche *	Missouri	69	70	139	-1
T3	T18	Patrick Sheehan	Penn State	67	72	139	-1
T49	T18	Rasmus Neergaard-Petersen	Oklahoma State	73	66	139	-1
T13	T21	Lansdon Robbins	UNCW	69	71	140	E
T21	T21	Alex Maguire	Florida Atlantic	70	70	140	E
T6	T21	Quentin Debove	Florida	68	72	140	E
T27	T21	Joe Pagdin	Florida	71	69	140	E
T49	T21	Tyler Wilkes	Florida	73	67	140	E
T6	T21	Joseph Sullivan	Jacksonville	68	72	140	E
T27	T21	Shubham Jaglan	South Florida	71	69	140	E
T6	T28	Jon Hopkins	Florida Gulf Coast U	68	73	141	+1
T60	T28	Ben Carr	Georgia Southern	74	67	141	+1
T13	T28	Juan Delgado	Florida Atlantic	69	72	141	+1
T27	T31	Pierre Viallaneix	Florida Gulf Coast U	71	71	142	+2
T49	T31	Mason Williams	Georgia Southern	73	69	142	+2
T27	T31	Jack Parker	Missouri	71	71	142	+2
T42	T31	Luke Gifford	South Florida	72	70	142	+2
T27	T31	Jack Lundin	Missouri	71	71	142	+2
T27	T31	Frankie Capan III	Florida Gulf Coast U	71	71	142	+2
T27	T37	Nicholas Arcement	LSU	71	72	143	+3
T49	T37	Austin Duncan	Liberty	73	70	143	+3
T6	T37	Alexandre Vandermoten	Jacksonville	68	75	143	+3
T49	T37	Logan Perkins	West Virginia	73	70	143	+3
T27	T37	Clement Charmasson	UCF	71	72	143	+3
T42	T37	John Dubois	Florida	72	71	143	+3
T13	T37	Teddy Tetak	UCF	69	74	143	+3
T60	T37	Brian Stark	Oklahoma State	74	69	143	+3
T49	T37	Jordan Wilson *	Oklahoma State	73	70	143	+3

45th VyStar Gators Invitational

Mark Bostick Golf Course
Gainesville, FL
Mark Bostick
Dates: Feb 12 - Feb 13

Start	Finish	Player	Team	Scores			
T70	T46	Filip Raza	Jacksonville	76	68	144	+4
T65	T46	Trent Tipton	West Virginia	75	69	144	+4
T49	T46	Tommy Boone	Missouri	73	71	144	+4
T27	T46	Ian Peng	South Florida	71	73	144	+4
T49	T46	Jackson Davenport	West Virginia	73	71	144	+4
T13	T46	Ryan Hart	Florida	69	75	144	+4
T42	T52	Guilherme Grinberg	Florida Atlantic	72	73	145	+5
T65	T52	Jonathan Yaun	Liberty	75	70	145	+5
T13	T52	Grant Haefner	Jacksonville	69	76	145	+5
T49	T52	Hogan Ingram	Georgia Southern	73	72	145	+5
T49	T56	Max Sturdza	Florida Atlantic	73	73	146	+6
T13	T56	Michael Sanders	LSU	69	77	146	+6
T70	T56	Connor Polender	Liberty	76	70	146	+6
T42	T56	Patrick Sparks	UNCW	72	74	146	+6
T21	T60	Walker Isley	UNCW	70	77	147	+7
T49	T60	Sander Akeren	UNCW	73	74	147	+7
T70	T60	Markus Braadlie *	UCF	76	71	147	+7
T27	T60	Jimmy Meyers	Penn State	71	76	147	+7
T42	T60	Johnny Travale	UCF	72	75	147	+7
T70	T60	Manny Girona	Florida	76	71	147	+7
T42	66	Egor Eroshenko	UCF	72	76	148	+8
T70	T67	James Allen	Penn State	76	73	149	+9
76	T67	Josef Hacker	Jacksonville	77	72	149	+9
T65	T67	James McHugh	Penn State	75	74	149	+9
T60	T70	Kurtis Grant	West Virginia	74	76	150	+10
T60	T70	Drew Hackett	UNCW	74	76	150	+10
T65	T70	Drew Doyle	LSU	75	75	150	+10
T60	T70	Brady Madsen	Florida Gulf Coast U	74	76	150	+10
T42	T74	Charlie Crockett	Missouri	72	79	151	+11
T70	T74	Jake Hibbert	Florida Atlantic	76	75	151	+11
T65	T74	Austin Barbin	Liberty	75	76	151	+11
77	77	Brantley Baker	Georgia Southern	78	76	154	+14
78	-	Eugene Hong	Liberty	D	D	-	-

45th VyStar Gators Invitational

Mark Bostick Golf Course

Gainesville, FL

Mark Bostick

Dates: Feb 12 - Feb 13

Pos.	Team/Player (seed)	Rd 1	Rd 2	Total
1	Florida	267	269	536
1	Fred Biondi (4)	63	66	129
2	Ricky Castillo (2)	64	68	132
T4	Yuxin Lin (1)	68	68	136
T21	Tyler Wilkes (5)	73	67	140
T37	John Dubois (3)	72	71	143
2	Oklahoma State	278	271	549
T4	Rayhan Thomas (3)	67	69	136
T6	Eugenio Lopez-Chacarra (1)	68	69	137
T6	Bo Jin (5)	70	67	137
T18	Rasmus Neergaard-Petersen (4)	73	66	139
T37	Brian Stark (2)	74	69	143
3	South Florida	280	276	556
T6	Albin Bergstrom (1)	68	69	137
T11	Run Youprayong (3)	70	68	138
T21	Shubham Jaglan (4)	71	69	140
T31	Luke Gifford (2)	72	70	142
T46	Ian Peng (5)	71	73	144
4	Florida	279	278	557
T6	Giovanni Manzoni (1)	71	66	137
T21	Quentin Debove (2)	68	72	140
T21	Joe Pagdin (3)	71	69	140
T46	Ryan Hart (4)	69	75	144
T60	Manny Girona (5)	76	71	147
5	LSU	281	279	560
3	Garrett Barber (4)	71	64	135
T11	Cohen Trollo (3)	70	68	138
T37	Nicholas Arcement (2)	71	72	143
T56	Michael Sanders (5)	69	77	146
T70	Drew Doyle (1)	75	75	150
6	Florida Gulf Coast U	281	282	563
T11	Austin Cherichella (2)	71	67	138
T28	Jon Hopkins (1)	68	73	141
T31	Pierre Viallaneix (3)	71	71	142
T31	Frankie Capan III (5)	71	71	142
T70	Brady Madsen (4)	74	76	150
T7	Missouri	281	284	565
T11	Yu Ta Tsai (5)	67	71	138
T31	Jack Lundin (1)	71	71	142
T31	Jack Parker (2)	71	71	142
T46	Tommy Boone (4)	73	71	144
T74	Charlie Crockett (3)	72	79	151











Pos.	Team/Player (seed)	Rd 1	Rd 2	Total
T7	Georgia Southern	290	275	565
T6	Wilson Andress (5)	70	67	137
T28	Ben Carr (1)	74	67	141
T31	Mason Williams (2)	73	69	142
T52	Hogan Ingram (4)	73	72	145
77	Brantley Baker (3)	78	76	154
T9	West Virginia	289	279	568
T11	Mark Goetz (3)	69	69	138
T37	Logan Perkins (1)	73	70	143
T46	Jackson Davenport (2)	73	71	144
T46	Trent Tipton (5)	75	69	144
T70	Kurtis Grant (4)	74	76	150
T9	Jacksonville	281	287	568
T21	Joseph Sullivan (3)	68	72	140
T37	Alexandre Vandermoten (1)	68	75	143
T46	Filip Raza (2)	76	68	144
T52	Grant Haefner (4)	69	76	145
T67	Josef Hacker (5)	77	72	149
11	Penn State	284	286	570
T11	Louis Olsakovsky (2)	71	67	138
T18	Patrick Sheehan (1)	67	72	139
T60	Jimmy Meyers (4)	71	76	147
T67	James Allen (3)	76	73	149
T67	James McHugh (5)	75	74	149
12	UCF	283	288	571
T11	Luis Carrera (5)	71	67	138
T37	Teddy Tetak (2)	69	74	143
T37	Clement Charmasson (4)	71	72	143
T60	Johnny Travale (1)	72	75	147
66	Egor Eroshenko (3)	72	76	148
13	Florida Atlantic	284	288	572
T21	Alex Maguire (1)	70	70	140
T28	Juan Delgado (3)	69	72	141
T52	Guilherme Grinberg (5)	72	73	145
T56	Max Sturdza (2)	73	73	146
T74	Jake Hibbert (4)	76	75	151
14	UNCW	284	295	579
T21	Lansdon Robbins (3)	69	71	140
T56	Patrick Sparks (4)	72	74	146
T60	Walker Isley (1)	70	77	147
T60	Sander Akeren (5)	73	74	147
T70	Drew Hackett (2)	74	76	150
15	Liberty	299	286	585
T37	Austin Duncan (2)	73	70	143
T52	Jonathan Yaun (3)	75	70	145
T56	Connor Polender (5)	76	70	146
T74	Austin Barbin (4)	75	76	151
78	Eugene Hong (1)	0	0	0

Individuals

Pos.	Player (Team)	Rd 1	Rd 2	Total
T18	Michael Terblanche (Missouri)	69	70	139
T37	Jordan Wilson (Oklahoma State)	73	70	143
T60	Markus Braadlie (UCF)	76	71	147

45th VyStar Gators Invitational
Round 3

Mark Bostick Golf Course - Mark Bostick

Group	Tee Time	Player 1	Player 2	Player 3
RD 3	Time - Hole	 Missouri (T7, +5)	 Georgia Southern (T7, +5)	 West Virginia (T9, +8)
1	8:00 - 1	Charlie Crockett (T74, +11)	Brantley Baker (T77, +14)	Kurtis Grant (T70, +10)
2	8:09 - 1	Tommy Boone (T46, +4)	Hogan Ingram (T52, +5)	Trent Tipton (T46, +4)
3	8:18 - 1	Jack Parker (T31, +2)	Mason Williams (T31, +2)	Jackson Davenport (T46, +4)
4	8:27 - 1	Jack Lundin (T31, +2)	Ben Carr (T28, +1)	Logan Perkins (T37, +3)
5	8:36 - 1	Yu Ta Tsai (T11, -2)	Wilson Andress (T6, -3)	Mark Goetz (T11, -2)
	Time - Hole	 Florida (B) (4, -3)	 LSU (5, E)	 Florida Gulf Coast U (6, +3)
6	8:45 - 1	Manny Girona (T60, +7)	Drew Doyle (T70, +10)	Brady Madsen (T70, +10)
7	8:54 - 1	Ryan Hart (T46, +4)	Michael Sanders (T56, +6)	Frankie Capan III (T31, +2)
8	9:03 - 1	Joe Pagdin (T21, E)	Nicholas Arcement (T37, +3)	Pierre Viallaneix (T31, +2)
9	9:12 - 1	Quentin Debove (T21, E)	Cohen Trolio (T11, -2)	Jon Hopkins (T28, +1)
10	9:21 - 1	Giovanni Manzoni (T6, -3)	Garrett Barber (3, -5)	Austin Cherichella (T11, -2)
	Time - Hole	 Florida (1, -24)	 Oklahoma State (2, -11)	 South Florida (3, -4)
11	9:30 - 1	John Dubois (T37, +3)	Brian Stark (T37, +3)	Ian Peng (T46, +4)
12	9:39 - 1	Tyler Wilkes (T21, E)	Rasmus Neergaard-Petersen (T18, -1)	Luke Gifford (T31, +2)
13	9:48 - 1	Yuxin Lin (T4, -4)	Bo Jin (T6, -3)	Shubham Jaglan (T21, E)
14	9:57 - 1	Ricky Castillo (2, -8)	Eugenio Lopez-Chacarra (T6, -3)	Run Youprayong (T11, -2)
15	10:06 - 1	Fred Biondi (1, -11)	Rayhan Thomas (T4, -4)	Albin Bergstrom (T6, -3)
	Time - Hole	Individuals	Individuals	Individuals
16	8:18 - 10	Markus Braadlie (UCF) (T60, +7)	Jordan Wilson (Okla. St.) (T37, +3)	Michael Terblanche (Missouri) (T18, -1)
	Time - Hole	 Jacksonville (T9, +8)	 Penn State (11, +10)	 UCF (12, +11)
17	8:27 - 10	Josef Hacker (T67, +9)	James McHugh (T67, +9)	Egor Eroshenko (66, +8)
18	8:36 - 10	Grant Haefner (T52, +5)	James Allen (T67, +9)	Johnny Travale (T60, +7)
19	8:45 - 10	Filip Raza (T46, +4)	Jimmy Meyers (T60, +7)	Clement Charmasson (T37, +3)
20	8:54 - 10	Alexandre Vandermoten (T37, +3)	Patrick Sheehan (T18, -1)	Teddy Tetak (T37, +3)
21	9:03 - 10	Joseph Sullivan (T21, E)	Louis Olsakovsky (T11, -2)	Luis Carrera (T11, -2)
	Time - Hole	 Florida Atlantic (13, +12)	 UNCW (14, +19)	 Liberty (15, +25)
22	9:12 - 10	Jake Hibbert (T74, +11)	Drew Hackett (T70, +10)	Eugene Hong (78, E)
23	9:21 - 10	Max Sturdza (T56, +6)	Sander Akeren (T60, +7)	Austin Barbin (T74, +11)
24	9:30 - 10	Guilherme Grinberg (T52, +5)	Walker Isley (T60, +7)	Connor Polender (T56, +6)
25	9:39 - 10	Juan Delgado (T28, +1)	Patrick Sparks (T56, +6)	Jonathan Yaun (T52, +5)
26	9:48 - 10	Alex Maguire (T21, E)	Lansdon Robbins (T21, E)	Austin Duncan (T37, +3)