

# LIBERTY UNIVERSITY SCHOOL OF EDUCATION QUICK FACTS



**75%**  
Female



**25%**  
male

OVER 10,000 STUDENTS ENROLLED

**27**  
PROGRAMS

## 1,925 GRADUATES IN 2013

In 2013, **90%** of graduates were employed.



TEACHER CANDIDATES HAVE A **100% PASS RATE** ON REQUIRED STATE ASSESSMENTS



Prepared or very prepared

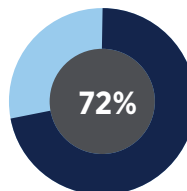
**87%**

Graduates describe themselves as being prepared or very prepared for their teaching careers

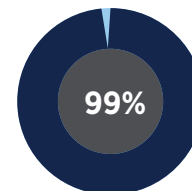


**83%** of employers would recommend Liberty's teacher preparation to colleagues

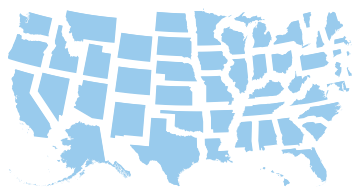
**96%** of graduates said Liberty's teacher licensure program met or exceeded their expectations



GRADUATION RATE IN THE ED.D. PROGRAM



OF GRADUATES CURRENTLY HOLD CERTIFICATION OR LICENSURE TO TEACH



**2,197 LICENSURE APPLICATIONS PROCESSED IN THE PAST 3 YEARS.** APPLICATIONS REPRESENT 43 STATES AND WASHINGTON, D.C.



GRADUATES RECEIVED A **4.2 OUT OF 5** FROM THEIR EMPLOYERS IN LIKERT SCALE RESPONSES



**APPROVED BY:**

Virginia Department of Education & **ACSI** (Association of Christian Schools Internationals)

For further information, contact [SOE@liberty.edu](mailto:SOE@liberty.edu)

**NCATE**  
The Standard of Excellence  
in Teacher Preparation

**LIBERTY UNIVERSITY** | SCHOOL of EDUCATION