

Quarantine Resource Guide

Updated: 1/14/2022

If You Test Positive for COVID-19 (Isolate)

Everyone, regardless of vaccination status must:

- Stay in your designated quarantine location or place of residence if you live off campus, for 5 days.
- If you have no symptoms or your symptoms are resolving after 5 days, you can leave your designated quarantine location or place of residence if you live off campus.
- Continue to wear a mask around others for 5 additional days.













If you have a fever, continue to stay in your designated quarantine location or place of residence if you live off campus until your fever resolves.

Positive Test Quarantine Protocol

Example Positive Result: Mary develops cough and fever on January 1st. Her symptoms have improved, and she does not have a weakened immune system. She must remain in quarantine through January 6th, and then wear a mask through January 12th.

Example Positive Result: Mary gets tested for COVID-19 on January 1st and receives a positive test result. She has no symptoms. She must remain in quarantine through January 6th, and then wear a mask through January 12th.

Disclaimer: For most accurate information on Quarantine End Date, please adhere to the instructions provided to you from the email received after completion of the Self-Report Form.

Sunday	Monday	Tuesday	Wednesday	Thursday	Friday	Saturday
		<div>1</div> <div>  </div> <div>Symptoms start</div> <div>Day 0</div>	<div>2</div> <div>  </div> <div>Day 1</div>	<div>3</div> <div>  </div> <div>Day 2</div>	<div>4</div> <div>  </div> <div>Day 3</div>	<div>5</div> <div>  </div> <div>Day 4</div>
<div>6</div> <div>  </div> <div>Day 5</div>	<div>7</div> <div> <div>Leave Quarantine</div>  </div> <div>Day 6</div>	<div>8</div> <div>  </div> <div>Day 7</div>	<div>9</div> <div>  </div> <div>Day 8</div>	<div>10</div> <div>  </div> <div>Day 9</div>	<div>11</div> <div>  </div> <div>Day 10</div>	<div>12</div> <div>  </div> <div>Day 11</div>
13	14	15	16	17	18	19
20	21	22	23	24	<div> <div></div> <div>Symptoms start/Exposure to COVID-19</div> </div> <div> <div></div> <div>Isolation Period</div> </div> <div> <div></div> <div>Leave Isolation/Quarantine</div> </div>	

Direct Exposure Quarantine Protocol - Vaccinated

If you have been boosted, completed the primary series of Pfizer or Moderna vaccine within the last 6 months, or completed the primary series of J&J vaccine within the last 2 months, you must:

- Wear a mask around others for 10 days.
- Test on day 5, if possible.

If you develop symptoms get a test and stay in your designated quarantine location or place of residence if you live off campus.

- What counts as **Direct Contact**?
 - You were within 6 feet of someone who has COVID-19 for a total of 15 minutes within a 48 hour time-frame
 - You provided care at home to someone who is sick with COVID-19
 - You had direct physical contact with the person (hugged or kissed them)
 - You shared eating or drinking utensils
 - They sneezed, coughed, or somehow got respiratory droplets on you

Direct Exposure Quarantine Protocol - Not Vaccinated/Not boosted

If you completed the primary series of Pfizer or Moderna vaccine over 6 months ago and are not boosted, completed the primary series of J&J over 2 months ago and are not boosted, or are unvaccinated, you must:

- Stay in your designated quarantine location or place of residence if you live off campus, for 5 days. After that continue to wear a mask around others for 5 additional days.
- Test on day 5 if possible.

If you develop symptoms get a test and stay in your designated quarantine location or place of residence if you live off campus.













- What counts as **Direct Contact**?
 - You were within 6 feet of someone who has COVID-19 for a total of 15 minutes within a 48 hour time-frame
 - You provided care at home to someone who is sick with COVID-19
 - You had direct physical contact with the person (hugged or kissed them)
 - You shared eating or drinking utensils
 - They sneezed, coughed, or somehow got respiratory droplets on you

Direct Exposure Quarantine Protocol - Not Vaccinated/Not boosted

Example Direct Exposure (not vaccinated): Mark was around a friend on January 1st, who tested positive for Covid-19. Mark is a direct contact. Mark is not vaccinated. He must quarantine through January 6th and then wear a mask through January 12th.

Example Direct Exposure (not boosted): Mark was around a friend on January 1st, who tested positive for Covid-19. Mark is a direct contact. Mark got his last dose of the Pfizer vaccine 7 months ago and has not received his booster shot. He must quarantine through January 6th and then wear a mask through January 12th.

Disclaimer: For most accurate information on Quarantine End Date, please adhere to the instructions provided to you from the email received after completion of the Self-Report Form.

Sunday	Monday	Tuesday	Wednesday	Thursday	Friday	Saturday
		1  Symptoms start Day 0	2  Day 1	3  Day 2	4  Day 3	5  Day 4
6  Day 5	7 Leave Quarantine  Day 6	8  Day 7	9  Day 8	10  Day 9	11  Day 10	12  Day 11
13	14	15	16	17	18	19
20	21	22	23	24	<div><div></div> Symptoms start/Exposure to COVID-19</div> <div><div></div> Isolation Period</div> <div><div></div> Leave Isolation/Quarantine</div>	