

Hiration - Profile Review

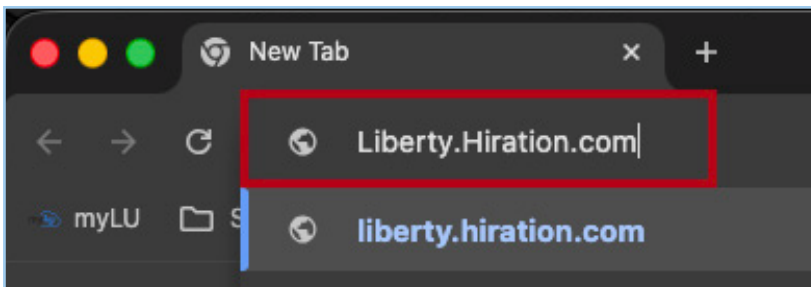
Hiration is an AI-powered career platform designed to help you prepare for job opportunities with confidence. In this training guide, you will learn how Hiration's LinkedIn Review feature analyzes your profile, scores each section, and provides tailored recommendations to help you strengthen your professional presence.

This document contains the following sections:

- [How to Access Hiration LinkedIn Profile Review](#)
- [How to Upload Your LinkedIn Profile](#)
- [How to Use Hiration Review Features](#)

How to Access Hiration LinkedIn Profile Review

1. To begin, go to Liberty.Hiration.com, then click **Login to your career portal**.



A screenshot of the Liberty University Hiration platform interface. The main heading reads "Welcome to the 1 stop solution for your job search process". Below this, it lists features: "CV Builder, Resume Builder, Job Tailoring, Cover Letter, LinkedIn Review, Interview Practice, Resource Center". The interface includes a "LIBERTY UNIVERSITY" logo, a "Test Interview - SBA 17-21" section, an "Answer Evaluation" section powered by ChatGPT, and a "Your Review - AI Review" section with a star rating and feedback points like "Answers the Question Well" and "Keeps Answer Concise". A "RESUME BUILDER" section is also visible, showing a resume for "Johnny Darko" with a 74% score.

A screenshot of the Liberty University login page. It features the "LIBERTY UNIVERSITY" logo at the top. Below the logo, the text "Login to Your Career Platform" is displayed. A prominent blue button with white text says "Login to your career portal". At the bottom, a disclaimer states: "By continuing, you confirm that you have read and agree to the platform's Privacy Policy, Cookie Policy and Terms of Use".

2. From the homepage, select **Submit Profile for Review**.

LIBERTY UNIVERSITY

Home

- CV Builder
- Resume Builder
- Cover Letter
- LinkedIn Review
- Interview Practice
- Resources

Ask AI

AI & Privacy

Sparky

Let's kickstart your career journey

We've got your back — with tools to help you build strong resumes, prep for interviews, and stand out confidently.

Career Readiness (%) 0/7 tasks done

Resume (2 tasks) LinkedIn (1 task) Interview (2 tasks) Cover Letter (2 tasks)

Recommended Step

Start from scratch or upload an existing resume

Create Resume

Optimise your LinkedIn to impress recruiters

Submit Profile for Review

Practice interviews with real-time feedback

Attempt an Interview

Create a cover letter based on Job Description

Create Cover Letter

How to Upload Your LinkedIn Profile

1. Open a new browser tab, go to [LinkedIn.com](https://www.linkedin.com) and sign into your account.

Sign in

Continue with Google

Sign in with Apple

By clicking Continue, you agree to LinkedIn's [User Agreement](#), [Privacy Policy](#), and [Cookie Policy](#).

or

Email or phone

Password [Show](#)

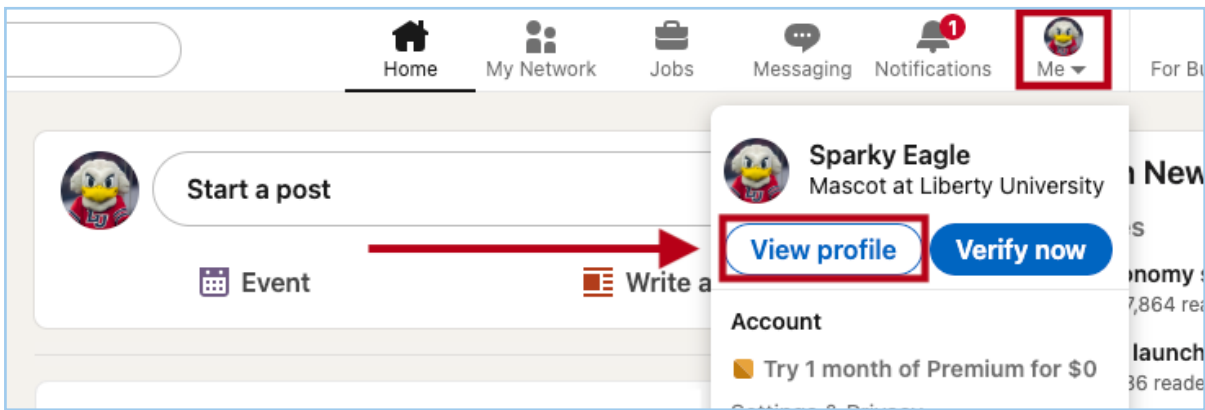
[Forgot password?](#)

Sign in

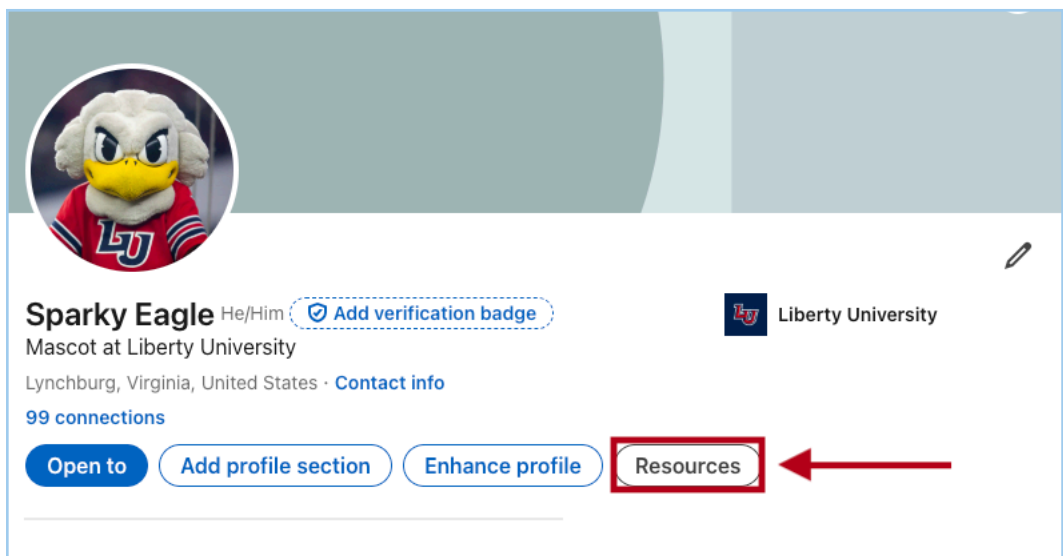
New to LinkedIn? [Join now](#)

LinkedIn © 2026 [User Agreement](#) [Privacy Policy](#) [Your California Privacy Choices](#) [Community Guidelines](#) [Cookie Policy](#) [Copyright Policy](#) [Send Feedback](#) [Language](#)

2. Click your profile picture at the top to open your **LinkedIn profile**.

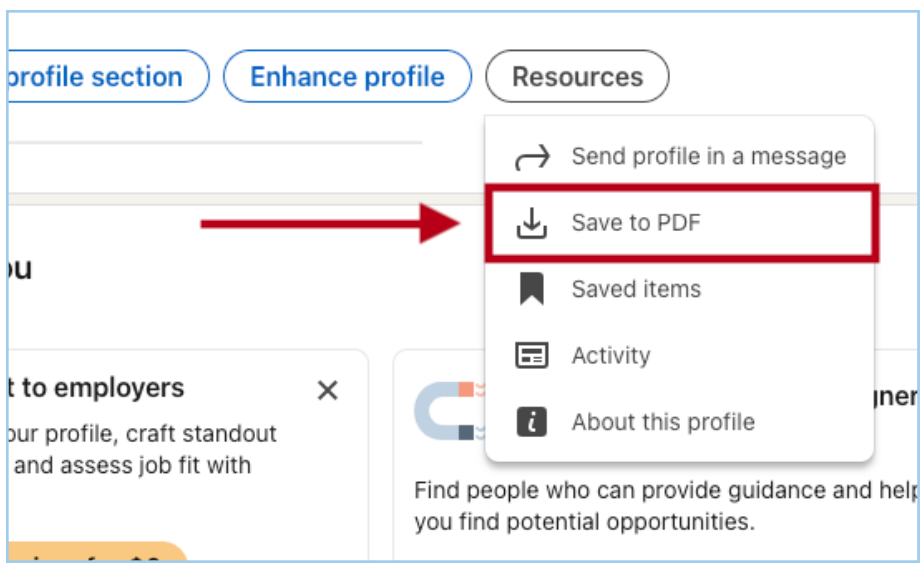


3. On your profile page, click **Resources**.

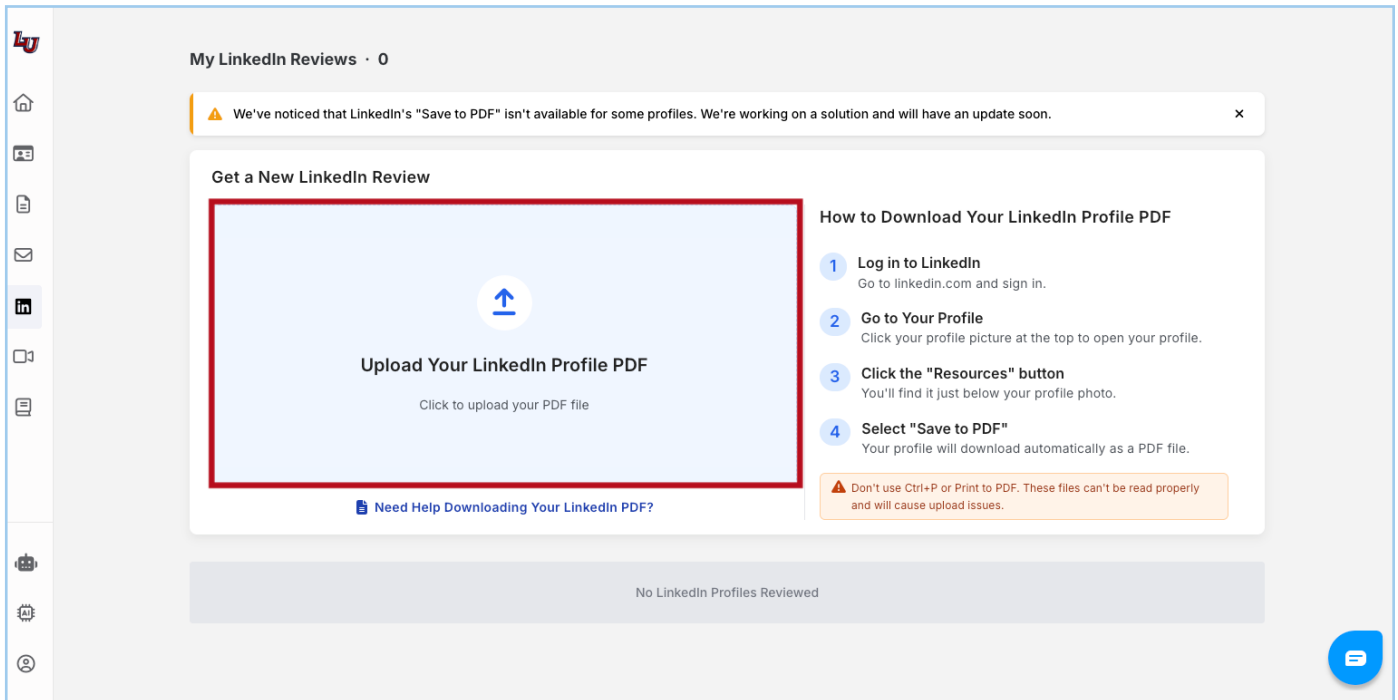


Note: If you don't see the Resources button, click the More or the three-dot menu instead.

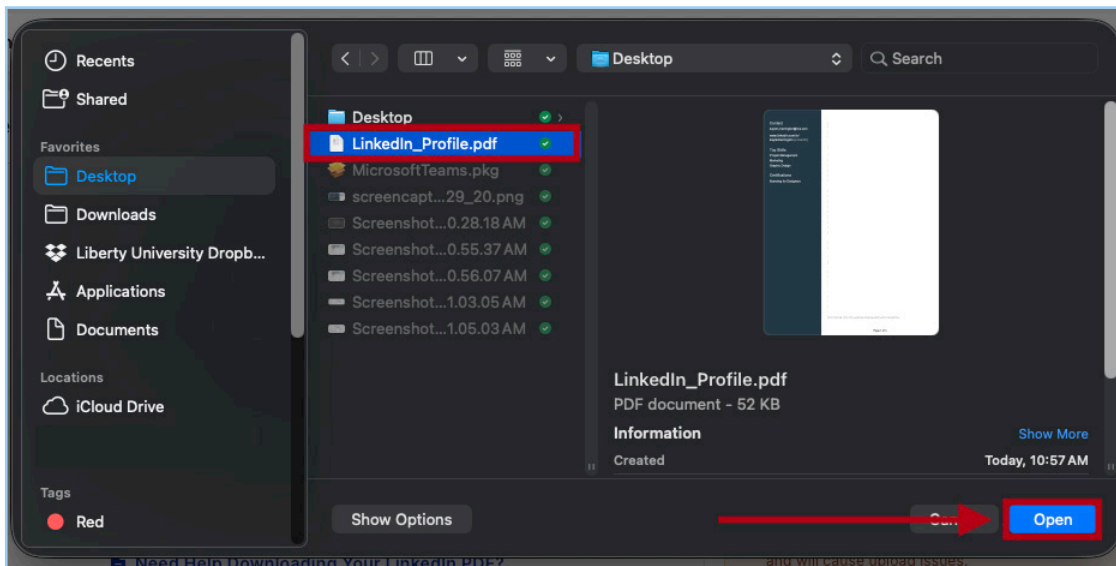
4. From the menu, select **Save to PDF**. This will download a PDF version of your profile to your device.



5. Return to your Hiration tab and click **Upload Your LinkedIn Profile PDF**.

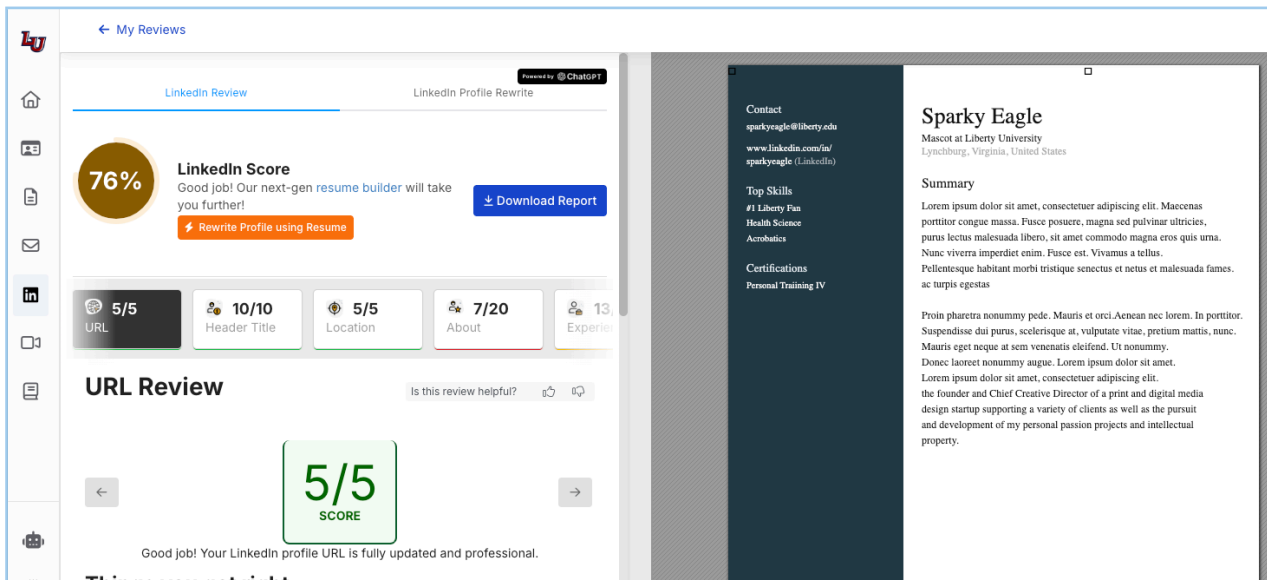


6. Select the LinkedIn Profile PDF you recently downloaded, then click **Open**.

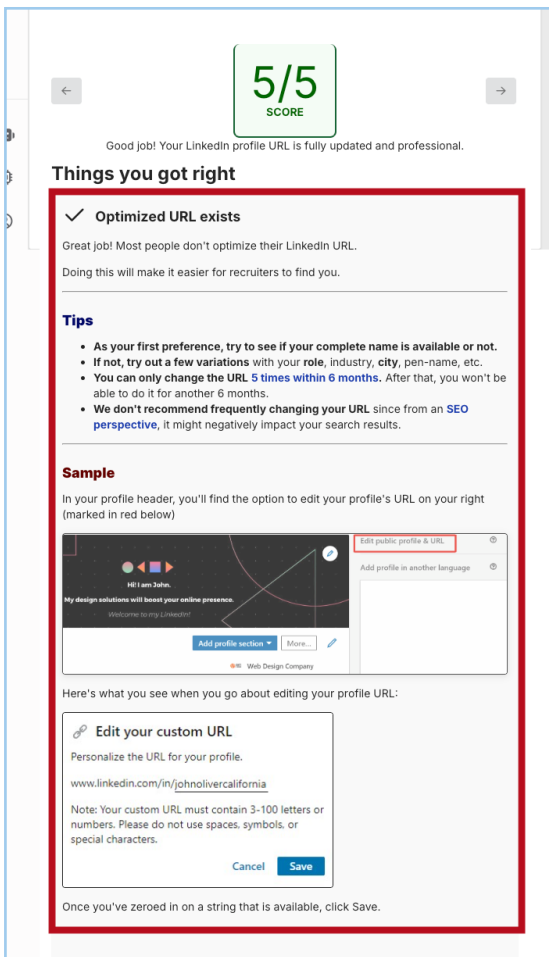


How to Use Hiration Review Features

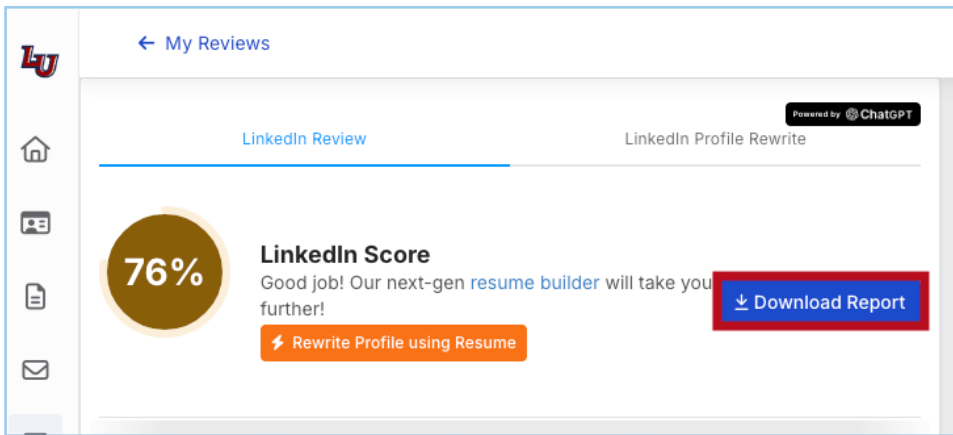
1. After your profile is processed, the review tab will display a detailed evaluation of each profile section, including an overall score.



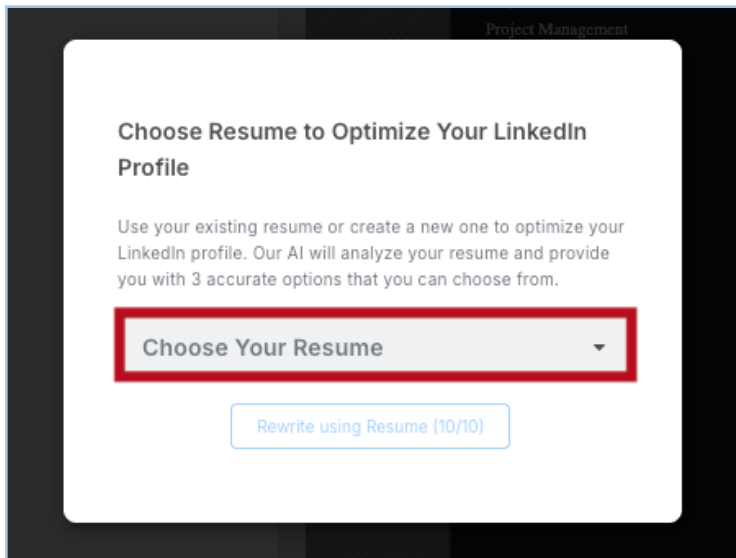
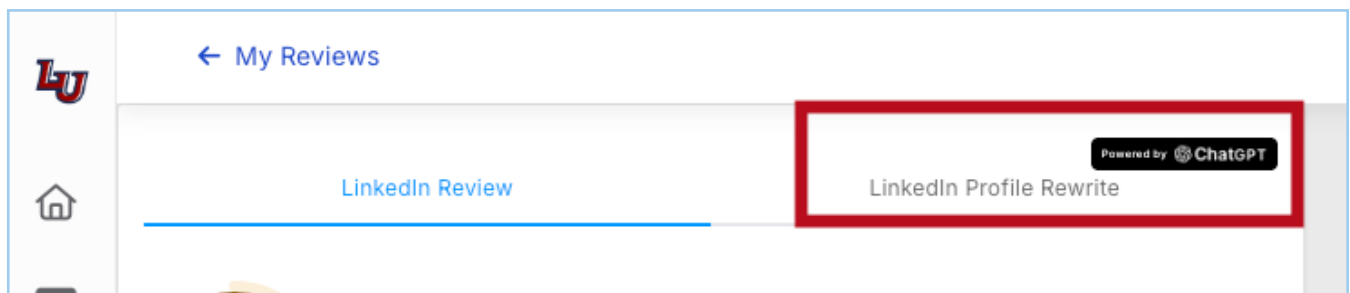
2. Below each section, you can review profile examples and suggestions to help improve your content.



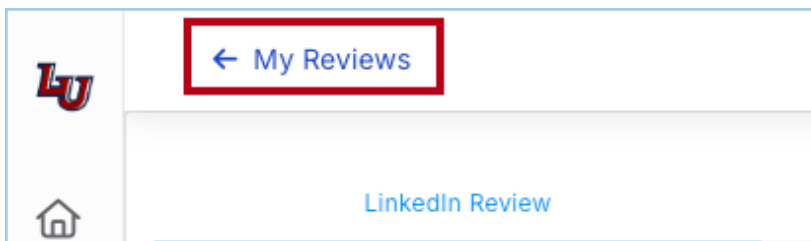
3. To save your results, click **Download Report**.



4. In the **LinkedIn Profile Rewrite** tab, you can generate a rewritten profile draft based on your resume.



5. To return to your dashboard, select **My Reviews** in the upper-left corner.



Note: You can upload an updated profile PDF at any time. There is no limit to the number of reviews you can submit.

6. Under **Get a New LinkedIn Review**, you can **view**, **rename**, **download**, or **delete** past reports.

Get a New LinkedIn Review

Upload Your LinkedIn Profile PDF
Click to upload your PDF file

[Need Help Downloading Your LinkedIn PDF?](#)

How to Download Your LinkedIn Profile PDF

- 1 Log in to LinkedIn**
Go to linkedin.com and sign in.
- 2 Go to Your Profile**
Click your profile picture at the top to open your profile.
- 3 Click the "Resources" button**
You'll find it just below your profile photo.
- 4 Select "Save to PDF"**
Your profile will download automatically as a PDF file.

⚠ Don't use Ctrl+P or Print to PDF. These files can't be read properly and will cause upload issues.

Name	Created Time	Action
Untitled-6-Mar-2026-11-9-2	3/6/2026, 11:09:02 AM	View Rename Download Report Delete

7. If you encounter technical issues during any step of this process, you can contact **Hiration Chat** at the bottom right corner of your screen at any time.

[Attempt an Interview](#) [Create Cover Letter](#)

→

Need Assistance?

If you have any additional questions while using Hiration, please email Careers@Liberty.edu.