


Locating Your Assigned Academic Advisor's Contact Information

Follow these steps below:


- 1 Open a web browser and go to www.liberty.edu/online.



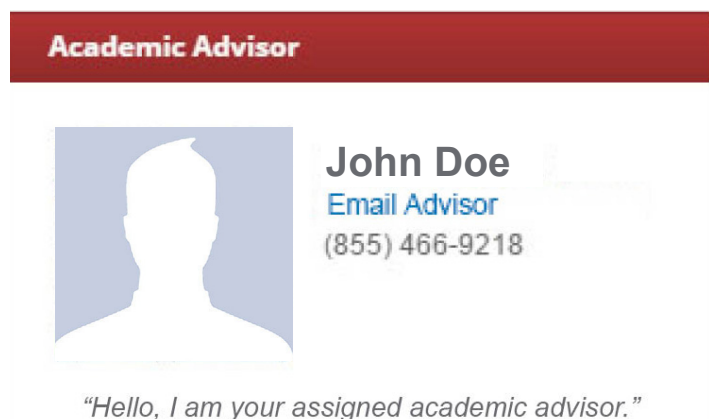
- 2 Click "myLU" in the upper right corner of the page.



- 3 Sign in using your username and password.



- 4 Review your Assigned Advisor's information within the Academic Advisor widget, typically located in the upper-right hand corner of MyLU.



*Note: If the Academic Advisor widget does not appear in your MyLU account for some reason, please view this [instructional video](#) on how to add widgets.