


Submitting a SafeAssignment

- ▼ CAFE_Tutorials
- Announcements
- Course Content 1
- Faculty Information
- Grades/Tools
- Group Discussion
- Discussion Board
- Liberty Webmail
- Services/Support


1. Click on Course Content from the menu on the left.
2. Once inside the Course Content area, select the corresponding module/week with the SafeAssignment.

 **Module/Week** 2


- SafeAssignment
- Discussion Board Forum
- Test 3


3. Click the View/Complete link.
4. Upload your paper in step 2.
5. Once your paper is uploaded, select submit.

Module/Week

 **SafeAssignment**

>> View/Complete 3

 **Forum 1 (Module 1 & 2)**

 **Test 3**

Content Area Description

assignment

2. Your Files

Comments

File To Attach 4 No file chosen

NOTE: SafeAssign accepts files in .doc, .docx, .odt, .txt, .rtf, .pdf, and .html file formats only. Do not upload files in any other formats.

3. Submit

Click Submit to proceed. Click Cancel to quit.

5