

Adding Rubrics to Assignments

For Residential/Online Use Only

LUO_8WK_TEMPLATE_3
MASTER

- Announcements
- Course Content** 1
- Discussion Board
- Group Discussion
- Grades/Tools
- Faculty Information

1. Click on Course Content.
2. Open the appropriate module or course location.
Note: Navigate to the Assignments folder if there is one.

Module/Week 2 -- Coaching Spiritual Intimacy 2

Assignments:

- Discussion Board Forum 2
- Movie Review 1

3. Click Create Assessment and select Assignment.
Note: You may also edit and attach a rubric to an existing assignment.
4. Provide a name.

Build Content ▾ Assessments ▾ Tools ▾ Partner Content ▾

- Test
- Survey
- Assignment** 3
- Self and Peer Assessment
- McGraw-Hill Assignment
- Mobile Compatible Test
- SafeAssignment

1. Assignment Information

* Name and Color 4 Black

5. Click Add Rubric and then click Select Rubric if one has already been created.

3. Grading

* Points Possible

Associated Rubrics

Add Rubric ▾ 5

- Select Rubric**
- Create New Rubric
- Create From Existing

6. Select the desired rubric and click Submit.
7. Click OK.

Select Rubrics

<input type="checkbox"/>	Name ▲	Description	Date Last Edited
<input type="checkbox"/>	Copy of Research Paper- Point Range	Rubric for Final Research paper.	9/20/12 12:04 PM
<input type="checkbox"/>	Discussion Board Thread		9/20/12 11:53 AM
<input type="checkbox"/>	Essay Question - Point Range	Rubric for Final Research paper.	8/13/12 9:54 PM
<input checked="" type="checkbox"/>	Research Paper- Point Range	Rubric for Final Research paper.	8/13/12 9:33 PM
<input type="checkbox"/>	Test Rubric	Test Rubric	8/14/12 10:05 AM

Displaying 1 to 5 of 5 items Show All Edit Paging...

Selected Rubrics 1


Cancel Submit

6

Click OK to assign the rubric's Maximum Points as the Points Possible.

OK ◀







7

8. Click the chevron () under Show Rubric to Students and then select Yes (With Rubric Scores).
9. Click Submit.

3. Grading

✱ Points Possible

Associated Rubrics Add Rubric ▼

Name	Type	
   Research Paper- Point Range	 Used for Grading	8/13/12 9:33 PM  

[Yes \(With Rubric Scores\)](#)

[Yes \(Without Rubric Scores\)](#)

[After Grading](#)

8

7. Submit

Click **Submit** to finish. Click **Cancel** to quit without saving changes.

Cancel Submit

9