

**2011-12 Liberty
Men's Basketball
Quick Facts**

General Information

Name of School..... Liberty University
City/Zip Lynchburg, Va. 24502
Founded 1971
Enrollment 12,200
Nickname..... Flames
School Colors Red, White & Blue
Home Arena..... Vines Center
Capacity..... 8,085
Affiliation..... NCAA Division I
Conference..... Big South
Founder..... Dr. Jerry Falwell
Chancellor..... Jerry Falwell, Jr.
Director of Athletics..... Jeff Barber
Athletics Dept. Phone..... (434) 582-2100

Men's Basketball Information

Head Coach..... Dale Layer
Alma Mater Eckerd, '80
Record at School 43-45 (Third Year)
Career Record..... 314-239 (19th Year)
Assistant Coaches
...Jason Eaker (Texas-Pan American, '04)
.....Matt Olinger (Liberty, '08)
.... Brian Joyce (Oklahoma Christian, '95)
Certified Athletic Trainer
..... Aaron Schreiner (Taylor, '02)

History

First Season of Basketball..... 1972-73
All-Time Record..... 567-600
NCAA Tournament Appearances..... 2
Last NCAA Appearance..... 2004
Opponent..... St. Joseph's
Result L/82-63 (First Round)
Final/Highest Ranking N/A
Final 2010-11 Record..... 19-13
Conference Record/Finish..... 13-5/2nd
Starters Returning/Lost..... 4/1
Letterwinners Returning/Lost..... 6/1
Newcomers..... 6

Athletics Communications Info.

Asst. AD - Communications
..... Todd Wetmore
SID Office Phone..... (434) 582-2292
Cell Phone..... (434) 841-8974
Email Address..... twetmore@liberty.edu
Assoc. Director Ryan Bomberger
Cell Phone (434) 221-5576
Email Address..... rbomberger@liberty.edu
Asst. Director Paul Carmany
Cell Phone (434) 221-5575
Email Address..... pjcarmany@liberty.edu
Asst. Director Eric Brown
Cell Phone (434) 221-8817
Email Address..... eqbrown@liberty.edu
Asst. Director Joe Carmany
Cell Phone (434) 534-4325
Email Address..... jacarmany@liberty.edu
MBB Contact Eric Brown
Ath. Comm. Fax..... (434) 582-2076
Website..... LibertyFlames.com

Media Information

Radio

Station WRVL (88.3 FM)
Play-By-Play Alan York

Television

Station Flames Sports Network
Play-by-Play Alan York

Game No. 26 - Feb. 9, 2012

**Liberty FLAMES
(9-16, 4-9 Big South)**



at

**Charleston Southern
BUCCANEERS
(14-9, 8-5 Big South)**



Charleston, S.C. - Buccaneer Field House - 7:30 p.m.

The Game

The Liberty men's basketball team returns to action on Thursday, taking on Charleston Southern inside Buccaneer Field House. The Buccaneers took the first meeting this season on Dec. 31, snapping a six-game losing skid with an 81-76 decision. Entering the contest 14-9 overall, Charleston Southern is currently fourth place in the Big South with an 8-5 mark.

Holding the advantage in the all-time series (31-21), the Flames are 12-12 inside Buccaneer Field House and look to become the second team to defeat the Buccaneers inside the facility this season. Meanwhile, Charleston Southern hopes to extend its home record to 10-1, this season. Tipoff for Thursday's clash is slated for 7:30 p.m.

Recent Results

Coming off a win against Gardner-Webb on Thursday, the Liberty men's basketball team welcomed Big South leader UNC Asheville in the Vines Center, Saturday night.

Despite a valiant defensive effort by the Flames during the first half, the Bulldogs showed why they are the No. 2 scoring offense in the nation (84.3 ppg entering the night), breaking away with a second half surge to win, 65-51.

With the defeat, Liberty falls to 9-16 overall and 4-9 in Big South play. Asheville moves to 18-7 on the season and 13-1 in conference action. The Bulldogs now lead the all-time series, 29-20.

John Caleb Sanders paced the Flames with 15 points, while David Minaya finished with 13, allowing him to surpass 700 points for his Liberty career. The redshirt senior now has 702 career markers and is 34th on Liberty's all-time scoring list.

Jaron Lane led the Bulldogs with 15 points on 6-for-9 shooting. Asheville's guard duo of Matt Dickey and J.P. Primm finished with 13 and 12 tallies, respectively.

Watch and Listen to the Flames

Liberty's clash with the Buccaneers will be broadcast live on the Liberty Channel with Alan York providing the play-by-play.

There will be a Flames Sports Network radio broadcast (flagship WRVL 88.3 FM) for Thursday's contest. In addition to the radio broadcast, an Internet audio broadcast on LibertyFlames.com will be available. The game will also be video streamed live on the Big South Network.

Liberty's Probable Starters

No.	Name	Pos.	Ht.	Wt.	Yr.	PPG	RPG	Other Stats
25	Jesse Sanders	G	6-3	200	Sr.	12.1	7.9	8.0 apg
22	Tavares Speaks	G	6-4	185	Jr.	10.6	3.3	45.2 FG%
14	David Minaya	G	6-6	205	R-Sr.	12.3	3.9	39.8 FG%
24	Antwan Burrus	F	6-6	220	Jr.	10.5	6.4	51.2 FG%
13	Tomasz Gielo	F	6-9	220	Fr.	4.3	2.4	55.6 FG%

Reserves

1	Tanner Hoyt	G	6-6	185	Sr.	0.0	0.2	--
2	Chene Phillips	G	6-2	170	So.	1.7	1.8	73.1 FT%
3	Walt Aikens	G	6-1	195	R-So.	0.3	0.2	--
5	Kelly Assinesi	G	6-0	170	Fr.	0.4	0.0	--
11	Andrew Smith	F	6-9	220	Fr.	0.8	0.9	7-11 FG
15	Ethan Layer	G	6-1	160	Fr.	1.9	0.3	32.5 3FG%
21	Joel Vander Pol	C	6-10	230	R-So.	4.7	3.4	51.6 FG%
31	Stephen Baird	F	6-8	220	R-Fr.	2.5	1.1	3 blocks
33	John Caleb Sanders	G	6-0	180	So.	11.9	2.8	46 3FG Made

2011-12 Liberty Men's Basketball Schedule/Results

Overall: 9-16
Big South: 4-9

11/9 at No. 19 Texas A&M (2K Sports) L/59-81
11/11 **RANDOLPH COLLEGE** W/81-58
11/14 at William & Mary W/75-72

2K Sports Classic (Lynchburg Subregional)

11/18 **EASTERN KENTUCKY**^# L/65-73
11/19 **LEHIGH**# L/80-90
11/20 **WILLIAM & MARY**^# L/64-65

11/26 at Georgia State L/50-72
12/1 at Campbell *# L/82-96
12/3 at Coastal Carolina*# L/68-78
12/6 **UNC WILMINGTON**^#& L/68-77
12/10 **VIRGINIA INTERMONT**^# W/78-60
12/17 **HAMPTON**^#& W/74-65
12/20 **MONTREAT**^# W/91-73
12/28 at Richmond L/61-77
12/31 **CHARLESTON SOUTHERN** * L/76-81
1/2 **PRESBYTERIAN COLLEGE** ^*#& L/56-63
1/7 at UNC Asheville *# L/75-98
1/10 at VMI ^*# L/57-71
1/12 **RADFORD** ^*#& W/69-64
1/14 **WINTHROP** ^*#& L/61-64 OT
1/21 at High Point *# W/84-78
1/26 at Winthrop *# L/63-65
1/28 at Radford ^*#& W/67-65
2/2 **GARDNER-WEBB** ^*#& W/63-58
2/4 **UNC ASHEVILLE** ^*#& L/51-65
2/9 at Charleston Southern *# 7:30 p.m.
2/11 at Presbyterian College *# 7 p.m.
2/14 **VMI**^*#& 7 p.m.
2/18 at Morgan State (BracketBusters) TBA
2/23 **COASTAL CAROLINA** ^*#& 7 p.m.
2/25 **CAMPBELL**^*#& 7 p.m.

Big South MBB Championship

2/27 First Round (Higher Seeds) 7 p.m.
2/29 Quarterfinals (Season Champ) 12-8 p.m.
3/1 Semifinals (Season Champ)! 6/8 p.m.
3/3 Finals (Higher Seed)\$ 4 p.m.

Home Games in BOLD CAPS

* - Big South Conference Game

All times are Eastern Standard Time

^ - Broadcast on Flames Sports Network

- Broadcast on Big South Network

& - Broadcast on MASN

! - Broadcast on ESPNU

\$ - Broadcast on ESPN 2

Head Coach Dale Layer



Record at Liberty: 43-45 (Third Year)
Career Record: 314-239 (19th Year)

2010-11 Big South Coach of the Year

Mountain West Conference Championship: 2003

1 NCAA Division I Tournament Appearance: 2003

2 NCAA Division II Tournament Appearances: 1996 (Sweet 16), 1998

Liberty head men's basketball coach Dale Layer became the program's eighth head coach on April 8, 2009, returning to Liberty Mountain after previously serving as an assistant coach for the Flames during the 2007-08 season.

Layer and the Flames are coming off a solid season, finishing the 2010-11 campaign with a 19-13 record and a 13-5 posting in the Big South Conference. Liberty's win total among conference opponents set a new standard for most Big South wins in a single season, surpassing the previous mark of 12.

Tabbed during the preseason to finish sixth in the Big South, the Flames proved to be the surprise of the season, clinching second place in the conference standings. The Flames record-setting run in conference play allowed Layer to become the first coach in program history to earn Big South Coach of the Year honors. The skipper was not the only member of the program to take home conference accolades this season, as Layer's pupil, junior point guard Jesse Sanders was voted Big South Player of the Year.

Layer is currently in his third head coaching stint and first since leaving Colorado State in 2007. Layer, 52, came to Liberty following a successful run as an assistant coach at BIG EAST member and nationally ranked Marquette in the 2008-09 season, where he worked with the guards. Layer helped the Eagles to a 25-10 record and a second round appearance in the NCAA Tournament despite lacking the full-time services of All-American Dominic James, who was injured near the end of the season.

Layer first served as an assistant at Liberty during the 2007-08 season, helping the Flames to their best regular-season finish since winning the 2004 Big South Championship.

Layer has also demonstrated the ability to develop a player's talent, including former Colorado State center Jason Smith. The seven-footer scored over 1,500 points for Layer's Rams during his three seasons with the program, before entering the NBA Draft following his junior campaign. Due to his development under Layer's tutelage, Smith was chosen with the 20th selection of the NBA Draft's first round by the Miami Heat in 2007.

His rights were later traded to the Philadelphia 76ers. When Smith graduated from high school, he was ranked as the 276th best player in his class and in three seasons under Layer, he developed into the 20th selection in the NBA Draft. In addition, several of Layer's recruiting classes at Colorado State were ranked among the top 40 nationally by various recruiting publications.

Layer has a career 314-239 record (18 years) as a head coach, including nine seasons at the helm of Queens in Charlotte, N.C. He also served as the athletics director while at the school and started the basketball program in 1989 from scratch at the formerly all women's institution. Layer's student-athletes have excelled in the classroom, too. In Layer's 18 seasons as a head coach, he has accompanied 46 seniors to be honored on senior night, and all 46 earned a college degree, a 100 percent graduation rate of all players who finish their eligibility.

After graduating from Eckerd in St. Petersburg, Fla., in 1980, Layer started his coaching career as an assistant under Jim Harley, his former coach. Before moving on to Queens, Layer spent seven of the next eight years at Eckerd except for the 1982-83 season, when he was an assistant at Eastern Kentucky.

Layer made the jump to Division I in 1998 when Ritchie McKay took the head coaching job at Colorado State and named him to his staff. During McKay's two seasons with the Rams, Layer helped lead Colorado State to the NIT Tournament in 1999, where they beat Mississippi State and Colorado, before falling to eventual champion, California.

While with the Rams, Layer had a 103-106 record, including a 17-13 mark in 2007. In 2003, Layer led Colorado State to the Mountain West Conference Championship and its first NCAA Tournament bid in 13 years, falling to Duke in the first round.

Among Layer's accomplishments, he also holds a place in two collegiate Hall of Fames. On May 12, 2011, he was inducted into the Eckerd Hall of Fame, where he still holds the basketball program's single-season assist record. Layer is also a member of the Queens University Hall of Fame, receiving the nod at the conclusion of the 2009-10 season.

**Top 50 Scorers
in Liberty History**

1. Karl Hess	2,373
2. Larry Blair	2,211
3. Bailey Alston	2,115
4. Mark Chafin	1,947
5. Steve Isaacs	1,777
6. Anthony Smith	1,754
7. Peter Aluma	1,715
8. Ed Vickers	1,658
9. Willard Deshazor	1,569
10. Larry Jackson	1,539
11. Matt Hildebrand	1,515
12. George Sweet	1,422
13. Chris Caldwell	1,391
14. Julius Nwosu	1,248
15. Greg McCauley	1,228
16. Eric Gordon	1,154
17. Kyle Ohman	1,141
18. Jesse Sanders	1,138
19. Cliff Webber	1,100
20. Mike Coleman	1,065
21. Mike Goad	1,013
22. Mike Minett	1,001
23. Alex McLean	954
24. Gabe Martin	890
25. Mark Reed	842
26. Brad Hamersley	831
27. Evan Gordon	820
28. David Dees	794
29. Jason Dixon	761
30. Charles Richardson	755
31. Ed Gomes	751
32. Delawn Grandison	713
33. Seth Curry	707
34. David Minaya	702
35. Rodney Harrison	689
36. Nathan Day	683
37. Antwan Burrus	671
38. Jason Sarchet	658
39. Kenny Gunn	651
40. Erik Sorensen	623
41. Tim Scarborough	616
42. Barry Taylor	610
43. Vincent Okotie	588
44. Chris Toomer	583
45. Mark Swift	582
45. Mickey Baker	582
47. Keith Ferguson	576
48. Marcus White	567
49. Dave Denny	548
50. Jody Chapman	543

Other Current Players:
John Caleb Sanders **423**

Series History

Series Record: Liberty leads, 31-21
Current Streak: Charleston Southern won the most recent meeting
Liberty Series Record at Buccaneer Field House: 12-12
Last Meeting: Charleston Southern 81, Liberty 76 (Dec. 31, 2011)
Last Meeting at Charleston Southern: Liberty 70, Charleston Southern 69 (Feb. 5, 2011)
Last Liberty Victory: Same

Coaching Matchup

Liberty Head Coach: Dale Layer
Overall Record (Season): 314-239 (19th)
Record at Liberty (Season): 43-45 (Third)
Record vs. Charleston Southern: 4-1

Charleston Southern Head Coach: Barclay Radebaugh
Overall Record (Seasons): 104-128 (Eighth Season)
Record at CSU (Seasons): 83-120 (Seventh Season)
Record vs. Liberty: 4-9

Notes and Anecdotes

- Prior to coaching at Charleston Southern, Barclay Radebaugh spent one season at Queens University in Charlotte, leading the Royals to a 21-8 record. Queens is also where Liberty head coach Dale Layer began his coaching career in 1989. Layer spent nine seasons at Queens, amassing a 167-87 record and reaching the NCAA Division II Tournament on two occasions, including the Sweet 16 in 1996.

- Prior to Radebaugh taking over at the helm of the Buccaneers' program, current Liberty Director of Operations Jim Platt spent five seasons as the head coach at Charleston Southern (2000-05), finishing his stint with a 55-89 record. Platt was 5-7 in games against the Flames, but defeated No. 2 seed Liberty inside the Vines Center in the 2005 Big South Quarterfinals. Platt took his No. 7 seed Buccaneers all the way to the finals, falling to Winthrop, 68-46.

- Charleston Southern's victory over the Flames on Dec. 31 snapped Liberty's six-game winning streak over the Buccaneers.

- In the last meeting, David Minaya posted 16 points in the second half. Minaya is the only Flames to record at least 16 points within a half against a conference opponent, doing so most recently in last Thursday's game against Gardner-Webb.

- Charleston Southern is 9-1 at home this season with its only loss at Buccaneer Field House occurring in overtime to Coastal Carolina (80-77, Jan. 7). Last season, the Buccaneers only defeats inside the facility were to the Chanticleers and the Flames.

LU	Statistical Comparison	CSU
9-16	Record	14-9
44.1	Field Goal Percentage	45.1
46.3	Opponent Field Goal Percentage	46.9
29.7	Three-Point Field Goal Percentage	38.2
3.7	Three-Pointers Made Per Game	8.4
71.6	Free Throw Percentage	67.9
35.0	Rebound Average	35.7
33.7	Opponent Rebound Average	34.6
+ 1.3	Rebound Differential	+ 1.1
68.7	Points Per Game	77.9
72.4	Points Allowed Per Game	72.6
- 3.6	Point Differential	+ 5.3

LU	2011-12 Statistical Leaders	CSU
David Minaya (12.3 ppg)	Points	Saah Nimley (14.3 ppg)
Jesse Sanders (7.9 rpg)	Rebounds	Kelvin Martin (8.8 rpg)
Jesse Sanders (8.0 apg)	Assists	Saah Nimley (4.0 apg)
Antwan Burrus (1.0 bpg)	Blocks	Kelvin Martin (1.4 bpg)
Tavares Speaks (1.2 spg)	Steals	Kelvin Martin (2.1 spg)
Antwan Burrus (51.2)	Field Goal %	Kelvin Martin (57.1)
Jesse Sanders (38.2)	3-Point Field Goal %	Arlon Harper (43.4)
Jesse Sanders (78.2)	Free Throw %	Arlon Harper (80.0)

Big South Conference Update

Overall Standings

	W	L	Pct.
Coastal Carolina	17	5	.773
UNC Asheville	18	7	.720
Charleston So.	14	9	.609
Campbell	15	11	.577
VMI	12	11	.522
Presbyterian College	10	13	.435
Gardner-Webb	10	15	.400
Winthrop	10	15	.400
High Point	9	15	.375
Liberty	9	16	.360
Radford	4	21	.160

Conference Standings

	W	L	Pct.
UNC Asheville	13	1	.929
Coastal Carolina	10	2	.833
Campbell	9	5	.643
Charleston So.	8	5	.615
VMI	7	6	.538
Winthrop	7	7	.500
Gardner-Webb	5	8	.385
High Point	5	9	.357
Liberty	4	9	.308
Presbyterian College	4	9	.308
Radford	1	12	.077

Upcoming Schedule

Tuesday, Feb. 7

Campbell at Coastal Carolina *, 7 p.m.

Thursday, Feb. 9

Winthrop at Campbell *, 7 p.m.

High Point at Coastal Carolina *, 7 p.m.

VMI at Presbyterian *, 7 p.m.

Radford at Gardner-Webb *, 7 p.m.

Liberty at Charleston So. *, 7:30 p.m.

Saturday, Feb. 11

Coastal Carolina at Winthrop *, 4 p.m.

Radford at UNC Asheville *, 4:30 p.m.

VMI at Gardner-Webb *, 7 p.m.

Liberty at Presbyterian *, 7 p.m.

High Point at Charleston Southern *, 5:30 p.m.

Tuesday, Feb. 14

UNC Asheville at Coastal Carolina *, 7 p.m.

Radford at High Point *, 7 p.m.

VMI at Liberty *, 7 p.m.

Presbyterian at Winthrop *, 7 p.m.

Gardner-Webb at Charleston Southern *, 7:30 p.m.

News and Notes from Liberty's game versus UNC Asheville (Feb. 4)

- Asheville's 65 points was the Bulldogs' lowest point total this season since a 73-63 loss to then No. 4 Connecticut on Nov. 24. Liberty's 51 tallies were the Flames' fewest since a 71-48 defeat at Coastal Carolina (Feb. 25, 2010).

- The Bulldogs 22 points in the first period marked their second lowest first-half point total of the season and the fewest since opening their Dec. 1 meeting versus Gardner-Webb with 21 tallies.

- Liberty shot 35.2 percent (19-of-54) on the night. The Bulldogs shot 50.0 percent (17-of-34) during the second half to finish the night shooting 41.5 percent (27-of-65) for the contest.

- Asheville won the rebounding battle by a margin of 16 (47-31), the largest by a Liberty opponent this season.

- Liberty shot 53.8 percent from the free throw line, snapping a four-game streak of shooting 70.0 percent or better from the charity stripe.

Miscellaneous Notes

- Three current Flames are listed among the program's Top 40 scorers of all-time – Jesse Sanders (18th, 1,138), David Minaya (34th, 702) and Antwan Burrus (37th, 671).

- Liberty is currently second in the conference in free throw shooting with 71.6 percent. If the Flames finish the season at that mark, it will be the fifth-best percentage by a Liberty squad in program history.

- Jesse Sanders is third in the country in assists with 8.0 apg, trailing Iona's Scott Machado (10.0 apg) and North Carolina's Kendall Marshall (9.8 apg). Sanders is averaging about 3.5 apg more than Winthrop's Reggie Middleton, who is second in the Big South in dimes.

- Jesse Sanders is the only player in Big South history with 1,000 career points (1,138), 700 career rebounds (763) and 600 career assists (672).

- Last season, John Caleb Sanders posted 126 points on the year. The sophomore guard currently has 297 tallies through 25 games this season. Sanders' minutes are up dramatically this season. After averaging 12.4 minutes per game in 2010-11, the Sugar Land, Texas native is averaging 26.4 per game, this year.

- Liberty currently has five players averaging double scoring figures. The Flames have had just one season with five players averaging 10 or more points per game, doing so during the program's second year (1973-74).

- After posting a total of nine double-doubles his first three seasons, Jesse Sanders has 10 this season. Liberty's single-season record is 15, held by Alex McLean (2008) and Mike Coleman (1990).

Looking Back

- In Liberty's game against UNC Asheville (Jan. 7), Jesse Sanders became the Big South's all-time assist leader, surpassing Radford's Amir Johnson (604, 2007-10).

- Liberty had zero steals at Richmond, marking the first time in program history the Flames have failed to record a single theft in a contest.

- During Liberty's game against Montreat (Dec. 20), Jesse Sanders set a new Vines Center record with 16 assists.

- Before setting a new Vines Center record with a perfect game from the free throw line on Dec. 17 against Hampton (18-for-18, 1.000), Liberty had not shot over 65 percent from the charity stripe in its last three games.

Miscellaneous Stats for the 2011-12 Flames

Team Scoring Leaders

David Minaya	8 times
Jesse Sanders	6 times
John Caleb Sanders	6 times
Antwan Burrus	5 times
Tavares Speaks	4 times
Joel Vander Pol	1 time

20-Point Games

Jesse Sanders	2 times
David Minaya	1 time
Joel Vander Pol	1 time
John Caleb Sanders	1 time

Team Rebounding Leaders

Jesse Sanders	14 times
Antwan Burrus	7 times
Joel Vander Pol	2 times
David Minaya	2 times
Chene Phillips	1 time
John Caleb Sanders	1 time
Tomasz Gielo	1 time

10-Rebound Games

Jesse Sanders	7 times
Antwan Burrus	3 times
David Minaya	1 time

Team Assist Leaders

Jesse Sanders	23 times
Chene Phillips	1 time
Antwan Burrus	1 time

5-Assist Games

Jesse Sanders	22 times
Chene Phillips	1 time

Team Steal Leaders

Tavares Speaks	10 times
Jesse Sanders	9 times
John Caleb Sanders	5 times
David Minaya	4 times
Antwan Burrus	3 times
Chene Phillips	2 times
Joel Vander Pol	1 time
Ethan Layer	1 time
Tomasz Gielo	1 time

3-Steal Games

Jesse Sanders	4 times
Tavares Speaks	3 times
John Caleb Sanders	2 times
Chene Phillips	1 time
David Minaya	1 time

Team Blocked Shot Leaders

Antwan Burrus	14 times
Joel Vander Pol	8 times
Tomasz Gielo	3 times
Stephen Baird	2 times
Andrew Smith	2 times
Jesse Sanders	1 time
John Caleb Sanders	1 time

* Includes Ties

Liberty Set to Face Morgan State in Sears BracketBusters

With the 2012 Sears Bracketbusters officially announced the Liberty men's basketball team will head to Baltimore, Md., on Feb. 18, to take on Mid-Eastern Athletic Conference (MEAC) member Morgan State. Game time is to be announced.

The matchup marks the fourth time the Flames have participated in the series since it began in 2003.

The last meeting between the Flames and the Bears occurred nearly 30 years ago, as Liberty bested Morgan State, 68-51 on Jan. 22, 1983. As part of the agreement, Morgan State and Liberty will schedule a return meeting in November or December of the 2013-14 season. The rematch will take place in the Vines Center.

Familiar Face

On Dec. 5, head coach Dale Layer added Walt Aikens to the Liberty men's basketball roster. Aikens is no stranger to Liberty Athletics after completing his first season as a cornerback for the Flames football program in 2011. This past season, Aikens finished fourth on the team in total tackles with 49 and was the squad's co-leader in interceptions with three.

A transfer from Illinois, Aikens was a dual letterwinner at Harding High School in Charlotte, N.C., excelling in football and basketball. As a member of the Rams' basketball team during his senior season (2008-09), Aikens averaged 15.3 points, 5.3 assists, 4.0 rebounds and 2.1 steals per game. Aikens is the second member of his family to play under Layer, as his father, Walter Aikens, played under the head coach during Layer's first two years at Queens (1989-91).

All-Time Assist Leaders at Liberty

Name	Seasons	Games	Assists	Avg.
Jesse Sanders	2008-Present	120	672	5.5
Karl Hess	1977-1980	120	648	5.4
Matt Hildebrand	1991-94	116	583	5.0
Kenny Gunn	1982-85	98	535	5.5
Ed Gomes	1974-76	64	476	7.4

All-time Triple-Doubles

Name	Result	Opponent	Date
<i>Jesse Sanders</i>	<i>14 points, 10 rebounds and 13 assists</i>	<i>High Point</i>	<i>01-21-2012</i>
<i>Jesse Sanders</i>	<i>10 points, 10 rebounds and 10 assists</i>	<i>Charleston So.</i>	<i>01-06-2011</i>
Kyle Ohman	16 points, 12 rebounds and 10 assists	VMI	01-02-2010
<i>Jesse Sanders</i>	<i>11 points, 10 rebounds and 10 assists</i>	<i>Ky. Christian</i>	<i>12-12-2009</i>
<i>Jesse Sanders</i>	<i>10 points, 10 rebounds and 10 assists</i>	<i>Presbyterian</i>	<i>02-09-2009</i>
Ed Gomes	10 points, 13 steals and 10 assists	Radford	01-24-1976

All-Time Rebound Leaders at Liberty

Name	Seasons	Games	Rebounds	Avg.
Steve Issacs	1980-1983	120	1,130	9.4
Ed Vickers	1978-80	86	1,012	12.7
George Sweet	1973-76	103	1,006	9.8
William DeShazor	1974-77	92	870	9.5
Jesse Sanders	2008-Present	120	763	6.4

Big South Brother Scoring Combinations (7)

Chavis and Travis Holmes, VMI - 3,798 (Chavis – 2,065, Travis – 1,733)
 Brett and Adam Larrick, Charleston Southern - 2,816 (Brett – 1,738, Adam – 1,078)
 Derek and Dustin van Weerdhuizen, High Point - 1,636 (Derek – 462, Dustin – 1,173)
Jesse and John Caleb Sanders, Liberty -1,561 (Jesse – 1,138, John Caleb – 423)
 Chris and Kevin Warzynski, Charleston Southern - 943 (Chris – 355, Kevin – 588)
 Eric and Tim Etchison, Augusta - 240 (Eric – 147, Tim – 93)
 Tim and **Ethan Layer, Liberty - 67 (Tim – 21, Ethan – 46)**

Liberty's 2011-12 Record ...

When Liberty controls the tip5-8
 When opponent controls the tip4-8
 Played at home.....6-7
 Played on the road3-8
 Played at a neutral site0-1
 Played a team with a .500+ record1-7
 Played a team with a .500 record1-2
 Played a team with a below .500 record.....7-7
 When Liberty leads at the half6-1
 When opponent leads at the half3-12
 When there is a tie at the half0-3
 When Liberty leads with 5:00 left.....9-1
 When opponent leads with 5:00 left0-15
 When there is a tie with 5:00 left0-0
 When Liberty leads with 1:00 left.....9-0
 When opponent leads with 1:00 left0-14
 When there is a tie with 1:00 left0-2
 When Liberty outrebounds opponent7-6
 When opponent outrebounds Liberty2-9
 When the teams' rebound totals are equal0-1
 When Liberty shoots 50% or better (FG)4-2
 When Liberty shoots less than 50% (FG)5-14
 When Liberty outshoots its opponents7-4
 When opponents outshoot Liberty2-11
 When the teams shoot the same pct.0-1
 When Liberty shoots more 3-pointers.....0-3
 When opponent shoots more 3-pointers8-13
 When same amount of 3-pointers shot.....1-0
 When Liberty shoots more free throws9-5
 When opponent shoots more free throws.....0-9
 When same number of free throws taken.....0-2
 When opponent shoots 50% or better (FG).....0-6
 When opponent shoots less than 50% (FG)9-10
 When Liberty has more turnovers2-8
 When opponent has more turnovers7-5
 When turnovers are the same0-3
 When Liberty blocks more shots5-4
 When opponent blocks more shots3-10
 When blocks are the same1-2
 When Liberty has more steals7-2
 When opponent has more steals2-10
 When steals are the same0-4
 When Liberty bench outscores opponent3-7
 When opponent bench outscores Liberty6-9
 When both benches score the same0-0
 When Liberty scores 50 or fewer points0-1
 When Liberty scores 51-60 points0-4
 When Liberty scores 61-70 points3-7
 When Liberty scores 71-80 points3-3
 When Liberty scores 81 or more points3-1
 When the game is decided by 1-5 points4-4
 When the game is decided by 6-10 points ...2-5
 When the game is decided by 11+ points3-7
 November Games2-5
 December Games3-5
 January Games3-5
 February Games.....1-1
 March Games0-0
 Sunday0-1
 Monday1-1
 Tuesday1-2
 Wednesday0-2
 Thursday.....2-2
 Friday.....1-1
 Saturday4-7
 When Liberty wears white jerseys5-3
 When Liberty wears blue jerseys2-6
 When Liberty wears red jerseys1-4
 When Liberty wears gray jerseys1-3

Quartet of Triple-Doubles

Prior to Jesse Sanders garnering his fourth career-triple double, the Sugar Land, Texas native was among four other Division I players who garnered triple-doubles in their first three collegiate seasons – Shaquille O’Neal, Adonal Foyle, Shawn James and Trenton Hassell. With his 14-point, 13-assist, 10-rebound performance at High Point, Sanders became the first Division I player to post a triple-double in each of his four collegiate seasons.

Player	Season	Team	Triple-Doubles
Shaquille O’Neal	1989-90	Louisiana State	2
Shaquille O’Neal	1990-91	Louisiana State	1
Shaquille O’Neal	1991-92	Louisiana State	3
Adonal Foyle	1994-95	Colgate	1
Adonal Foyle	1995-96	Colgate	1
Adonal Foyle	1996-97	Colgate	2
Shawn James	2004-05	Northeastern	2
Shawn James	2005-06	Northeastern	2
Shawn James	2007-08	Duquesne	1
Trenton Hassell	1998-99	Austin Peay	1
Trenton Hassell	1999-00	Austin Peay	1
Trenton Hassell	2000-01	Austin Peay	1

Injury Report

The Flames will be without redshirt senior guard John Brown and forward Sommy Ogukwe both suffered season-ending injuries during the preseason.

Brown started all 32 contests for the Flames during the 2010-11 campaign and was named to the Big South All-Conference second team. The 6-4 guard was ranked No. 8 in the country and led the conference in rebounds, pulling down 10.8 boards per game. Along with his rebounding efforts, Brown was also the Flames’ second-leading scorer (11.3 ppg) and finished the year with 14 double-doubles.

Ogukwe appeared in 30 contests for the Flames last season, starting in games against Notre Dame (Nov. 14) and UNC Wilmington (Nov. 16). The Abuja, Nigeria native was a key reserve for Layer’s squad, finishing second on team in blocked shots with 22.

Flames Upcoming TV Schedule

2/14	VMI	7 p.m.	Liberty Channel/MASN (9 p.m. tape delay)
2/23	Coastal	7 p.m.	Liberty Channel/MASN
2/25	Campbell	7 p.m.	Big South Network/MASN

What About the Double-Doubles?

While Jesse Sanders is known for four career triple doubles, he also has 19 career double-doubles and is two away from passing Jason Dixon (1993-95) for fifth all-time in program history.

Layer Signs Four for 2012-13

Head Liberty men’s basketball coach Dale Layer has announced the early signing of four players to a national letter intent for the 2012-13 season.

Among Layer’s early recruiting class are three junior college standouts – JR Coronado, Emmanuel Andrews and Chad Donley. In addition to the trio of junior college players, Layer also signed Larry Taylor, who is currently a point guard at North Point High School in North Port, Fla.



<p>Liberty vs. Big South</p> <p>2009-10 --- *68-57, 69-61 2010-11 --- !64-62, *67-51 2011-12 --- 63-58</p> <p>Campbell (8-10)</p> <p>1975-76 --- *78-85 1976-77 --- 88-125 1980-81 --- 83-94 1982-83 --- 50-58 1987-88 --- 62-72 1988-89 --- *73-68 1989-90 --- 72-76 1991-92 --- *73-71, *77-58, 51-53 1992-93 --- 70-50, *73-63 1993-94 --- 60-63, *60-55, 76-62 2007-08 --- 70-73, *68-61 2011-12 --- 82-96</p> <p>Charleston Southern (31-21)</p> <p>1988-89 --- 66-65, *76-89 1989-90 --- *91-79, 63-77 1990-91 --- 73-77, *67-69 1991-92 --- 75-80, *76-60 1992-93 --- *60-49, 72-58 1993-94 --- *71-67, *90-81, 82-71 1994-95 --- *63-58, 70-72, 58-60 1995-96 --- !81-75, *77-61 1996-97 --- *72-68, 80-77, *54-64 1997-98 --- 69-72, *75-72 1998-99 --- *67-72, !91-94 1999-00 --- 58-60, *76-60 2000-01 --- *70-57, !81-82 2001-02 --- 64-89, *53-66 2002-03 --- 57-78, *54-48 2003-04 --- 71-55, *!71-67, *60-54 2004-05 --- 71-59, *70-66, *60-66 2005-06 --- 71-73, *45-61 2006-07 --- 66-63, *83-73 2007-08 --- *79-63, 82-87 2008-09 --- *79-60, 95-80 2009-10 --- *69-53, 74-61 2010-11 --- *68-54, 70-69 2011-12 --- 76-81</p> <p>Coastal Carolina (25-23)</p> <p>1988-89 --- 73-80, *60-75 1989-90 --- 85-94, *66-68 1991-92 --- *72-71, 68-58 1992-93 --- *!65-66, !81-74 1993-94 --- 75-86, *81-84 1994-95 --- *88-69, 65-64 1995-96 --- 67-62, *71-57 1996-97 --- *78-63, 66-50 1997-98 --- 66-62, *66-56, *78-70 1998-99 --- *68-89, 75-87 1999-00 --- 71-83, *58-52 2000-01 --- *65-71, 64-68 2001-02 --- 86-80, *54-58 2002-03 --- 55-54, *79-73, !63-61 2003-04 --- 65-67, *79-65, *88-73 2004-05 --- 71-64, *72-68 2005-06 --- 60-72, *61-78 2006-07 --- 65-70, *76-77 2007-08 --- *78-59, 65-51 2008-09 --- *68-55, 85-82 2009-10 --- *58-73, 48-71 2010-11 --- *67-70, 71-77 2011-12 --- 68-78</p> <p>Gardner-Webb (7-3)</p> <p>1975-76 --- 88-104 1976-77 --- 97-127 2008-09 --- *68-59, !!90-95, 88-77</p>	<p>2009-10 --- *68-57, 69-61 2010-11 --- !64-62, *67-51 2011-12 --- 63-58</p> <p>High Point (18-11)</p> <p>1998-99 --- !89-93, *72-55 1999-00 --- *88-63, 65-74 2000-01 --- 65-61, *77-72 2001-02 --- *58-73, !!98-99 2002-03 --- *74-70, 68-72 2003-04 --- *79-66, 67-56, *89-44 2004-05 --- 56-73, *86-81 2005-06 --- *83-80, 49-78 2006-07 --- 71-77, *96-79 2007-08 --- *55-51, 53-67 2008-09 --- 61-56, *78-63 2009-10 --- 53-81, *76-67 2010-11 --- 66-60, *65-54, *60-66 2011-12 --- 84-78</p> <p>UNC Asheville (20-28)</p> <p>1991-92 --- *90-76, 77-82, 85-54 1992-93 --- 73-50, 80-73, 55-58 1993-94 --- 79-71, *56-51 1994-95 --- *46-57, !67-73 1995-96 --- 48-66, *65-54, *73-60 1996-97 --- 55-64, *!65-68 1997-98 --- *60-70, 59-75, *42-46 1998-99 --- *72-77, !86-89, 98-106 1999-00 --- *70-62, 68-82, 63-77 2000-01 --- *52-59, 54-73, 60-48 2001-02 --- *54-68, 69-85 2002-03 --- 80-81, *73-72 2003-04 --- *84-72, 82-68 2004-05 --- *72-71, 92-80 2005-06 --- 65-77, *!81-83 2006-07 --- 77-84, *80-65 2007-08 --- 70-74, *83-54, 57-75 2008-09 --- 56-84, *78-66 2009-10 --- *70-74, 72-75 2010-11 --- 59-55, *!83-81 2011-12 --- 59-55, *!83-81 2011-12 --- 75-98, *51-65</p> <p>Presbyterian College (5-5)</p> <p>1978-79 --- *60-74, !91-95 2007-08 --- *69-47 2008-09 --- !66-67, *69-48 2009-10 --- 77-67, *60-57 2010-11 --- *70-61, 66-73 2011-12 --- 56-63</p> <p>Radford (28-32)</p> <p>1974-75 --- *99-85 1975-76 --- *85-73, 76-80 1978-79 --- 66-88, *68-67 1979-80 --- *79-70, 61-79 1980-81 --- *60-61, !71-79 1981-82 --- *52-61, 63-72 1982-83 --- 63-71, *67-63 1983-84 --- 70-91, *53-48 1991-92 --- 74-76, *92-77 1992-93 --- *94-74, 74-79, 69-73 1993-94 --- 68-82, *75-73 1994-95 --- *64-52, 68-57 1995-96 --- !65-71, *53-50 1996-97 --- *70-63, 89-75, *85-73 1997-98 --- 59-77, *82-91 1998-99 --- *60-86, 68-97 1999-00 --- 66-85, *62-68 2000-01 --- *57-77, 77-94</p>	<p>2001-02 --- 60-79, *78-69 2002-03 --- *81-66, 56-81, *52-55 2003-04 --- 76-83, *50-49 2004-05 --- 64-69, *70-62 2005-06 --- *50-60, 54-69 2006-07 --- *80-66, 64-48 2007-08 --- 88-89, *78-71 2008-09 --- !!*82-94, 92-85 2009-10 --- 60-55, *69-74 2010-11 --- 61-53, *79-71 2011-12 --- 69-64*, 67-65</p> <p>Virginia Military (13-13)</p> <p>1975-76 --- 58-106 1977-78 --- 68-105 1990-91 --- *61-69 1991-92 --- 64-55 2002-03 --- 54-68, *77-69 2003-04 --- *66-46, 52-61 2004-05 --- *91-71, 67-73 2005-06 --- 68-84, *71-67 2006-07 --- *122-117, 118-108, *78-79 2007-08 --- 87-81, *79-81, *103-88 2008-09 --- 91-80, *72-109, 58-78 2009-10 --- 110-102, *91-73 2010-11 --- *100-82, 69-79 2011-12 --- 57-71</p> <p>Winthrop (15-31)</p> <p>1991-92 --- 72-58, *63-52 1992-93 --- 90-93, *58-61 1993-94 --- *85-61, 81-72 1994-95 --- 66-85, *70-68 1995-96 --- *!76-77, !77-78 1996-97 --- *70-48, 66-63, *83-69 1997-98 --- 62-52, *64-65 1998-99 --- *57-73, 54-82 1999-00 --- *71-73, 63-80 2000-01 --- 63-76, *57-50, !!62-67 2001-02 --- *48-81, 62-69, 59-66 2002-03 --- *64-74, 72-84 2003-04 --- *66-50, 74-62 2004-05 --- !73-75, *61-69 2005-06 --- 47-67, *78-71, 52-93 2006-07 --- *40-68, 76-80 2007-08 --- 48-55, *50-59 2008-09 --- 57-59, *57-47 2009-10 --- 62-65, *43-67, 72-80 2010-11 --- *75-72, 56-61 2011-12 --- !61-64, 63-65</p> <p>*-Indicates home games !-Indicates overtime games !!-Indicates double overtime games</p>	<p>The Last Time ...</p> <p>A Liberty Individual</p> <p><i>Scored 25 points in a game</i> Evan Gordon scored 26 points at Coastal Carolina, 2/3/11</p> <p><i>Scored 30 points in a game</i> Kyle Ohman scored 39 points versus High Point, 2/20/10</p> <p><i>Grabbed 15 rebounds in a game</i> John Brown pulled down 16 rebounds at VMI, 2/15/11</p> <p><i>Grabbed 20 rebounds in a game</i> Eric Cunningham grabbed 20 rebounds at Mt. St. Mary's, 1/30/88</p> <p><i>Recorded 10 assists in a game</i> Jesse Sanders dished out 10 assists versus Winthrop, 1/26/12</p> <p><i>Recorded five steals in a game</i> Evan Gordon swiped five steals versus Radford, 2/10/11</p> <p><i>Blocked five shots in a game</i> Antwan Burrus swatted five shots at Radford, 1/15/11</p> <p><i>Made five three-pointers in a game</i> Evan Gordon sank five three-pointers vs. Winthrop, 12/4/10</p> <p><i>Made 10 free throws in a game</i> Evan Gordon hit 11 free throws at Coastal Carolina, 2/3/11</p> <p><i>Made 20 consecutive free throws (multiple games)</i> Jesse Sanders made 24 straight free throws, spanning 12/6/11 to 12/28/11</p> <p>Team</p> <p><i>Scored 100 points in a game</i> Defeated VMI, 100-82, 1/20/11</p> <p><i>Grabbed 60 rebounds in a game</i> Totaled 61 rebounds at VMI, 2/21/07</p> <p><i>Recorded 25 assists in a game</i> Dished out 26 assists versus VMI, 1/20/11</p> <p><i>Recorded 20 steals in a game</i> Swiped 20 steals versus Shenandoah, 11/19/01</p> <p><i>Blocked 10 shots in a game</i> Blocked 10 shots versus Union College, 12/28/10</p> <p><i>Made 10 three-pointers in a game</i> Sank 11 three-pointers versus UNC Asheville, 1/27/11</p> <p><i>Made 30 free throws in a game</i> Made 30 free throws versus Radford, 1/12/12</p> <p><i>Won 10 straight games</i> Won 11 straight games, 2/12/80 to 3/15/80</p> <p><i>Lost 10 straight games</i> Lost 10 straight games, 1/19/02 to 2/16/02</p> <p><i>Won an overtime game</i> Defeated UNC Asheville, 83-81, in overtime, 1/27/11</p> <p><i>Lost an overtime game</i> Fell at UNC Wilmington, 69-64, in overtime, 11/16/10</p> <table border="1" data-bbox="933 1575 1523 1990"> <thead> <tr> <th></th> <th colspan="2">Start Chart</th> </tr> <tr> <th>Player</th> <th>Career Starts</th> <th>Current Streak /Last Start</th> </tr> </thead> <tbody> <tr> <td>Jesse Sanders</td> <td>117</td> <td>41</td> </tr> <tr> <td>David Minaya</td> <td>58</td> <td>13</td> </tr> <tr> <td>Antwan Burrus</td> <td>53</td> <td>16</td> </tr> <tr> <td>John Brown</td> <td>32</td> <td>March 1, 2011</td> </tr> <tr> <td>Joel Vander Pol</td> <td>23</td> <td>Dec. 6 , 2011</td> </tr> <tr> <td>Tavares Speaks</td> <td>20</td> <td>8</td> </tr> <tr> <td>John Caleb Sanders</td> <td>13</td> <td>Jan. 7 , 2012</td> </tr> <tr> <td>Tomasz Gielo</td> <td>9</td> <td>9</td> </tr> <tr> <td>Chene Phillips</td> <td>4</td> <td>Dec. 1, 2011</td> </tr> <tr> <td>Stephen Baird</td> <td>3</td> <td>Dec. 20, 2011</td> </tr> <tr> <td>Sommy Ogukwe</td> <td>2</td> <td>Nov. 16, 2010</td> </tr> </tbody> </table>		Start Chart		Player	Career Starts	Current Streak /Last Start	Jesse Sanders	117	41	David Minaya	58	13	Antwan Burrus	53	16	John Brown	32	March 1, 2011	Joel Vander Pol	23	Dec. 6 , 2011	Tavares Speaks	20	8	John Caleb Sanders	13	Jan. 7 , 2012	Tomasz Gielo	9	9	Chene Phillips	4	Dec. 1, 2011	Stephen Baird	3	Dec. 20, 2011	Sommy Ogukwe	2	Nov. 16, 2010
	Start Chart																																									
Player	Career Starts	Current Streak /Last Start																																								
Jesse Sanders	117	41																																								
David Minaya	58	13																																								
Antwan Burrus	53	16																																								
John Brown	32	March 1, 2011																																								
Joel Vander Pol	23	Dec. 6 , 2011																																								
Tavares Speaks	20	8																																								
John Caleb Sanders	13	Jan. 7 , 2012																																								
Tomasz Gielo	9	9																																								
Chene Phillips	4	Dec. 1, 2011																																								
Stephen Baird	3	Dec. 20, 2011																																								
Sommy Ogukwe	2	Nov. 16, 2010																																								

**Liberty in the
Big South Stats**
2011-12

Team

Scoring Offense (7th)	68.7 ppg
Scoring Defense (7th).....	72.4 ppg
Scoring Margin (10th)	- 3.6 ppg
Free Throw Pct. (2nd).....	71.6
Field Goal Pct. (7th).....	44.1
Field Goal Pct. Defense (8th) ..	46.3
3-Pt. FG Pct. (11th).....	29.7
3-Pt. FG Pct. Defense (4th)	34.7
3-Pt. FG Made (11th).....	3.68/game
Rebounds (5th).....	35.0 rpg
Opp. Rebounds (5th).....	33.7 rpg
Rebounding Margin (4th).....	+ 1.3 rpg
Offensive Rebounds (5th).....	11.4 rpg
Defensive Rebounds (4th).....	23.7 rpg
Off. Rebound Pct. (6th).....	32.6
Def. Rebound Pct. (3rd).....	69.9
Blocked Shots (10th)	2.2 bpg
Assists (4th).....	14.1 apg
Steals (10th)	5.2 spg
Turnover Margin (8th)	- 0.08
Asst./TO Ratio (2nd).....	1.17

Individual

Scoring

David Minaya (20th)	12.3 ppg
Jesse Sanders (21th)	12.1 ppg
John C. Sanders (22nd) ..	11.9 ppg

Rebounding

Jesse Sanders (6th)	7.9 rpg
Antwan Burrus (14th).....	6.4 rpg

Assists

Jesse Sanders (1st).....	8.00 apg
--------------------------	----------

Free Throw Pct.

Jesse Sanders (8th)	78.2
---------------------------	------

3-Pt. FG Made

John C. Sanders (13th)	1.84
------------------------------	------

Blocked Shots

Antwan Burrus (9th).....	1.0 bpg
Joel Vander Pol (13th)	0.7 bpg

Assist/Turnover Ratio

Jesse Sanders (1st).....	2.99
--------------------------	------

Offensive Rebounds

Jesse Sanders (t-4th)	2.72 rpg
Antwan Burrus (10th).....	2.50 rpg

Defensive Rebounds

Jesse Sanders (5th)	5.16 rpg
---------------------------	----------



2011 Liberty Basketball Foreign Tour

Once every four years, the NCAA allows collegiate basketball teams to travel abroad and compete against international squads. The Liberty men's basketball program took full advantage of the opportunity granted by the NCAA, turning it into a well-rounded athletic, academic, cultural and spiritual experience.

This past summer, the Liberty men's basketball team completed its foreign tour (Aug. 9-18), playing six exhibition games in parts of Belgium and France against various professional clubs. The Flames concluded the tour with a 4-2 record. During their nine-day journey, head coach Dale Layer and the Flames also took time to learn about European culture through a variety of walking tours.

Game Highlights

Game 1 - Liberty 81, Excelsior 53 (Aug. 10, 2011) (Brussels, Belgium)

Jesse Sanders led the Flames with 16 points, hitting 7-of-8 shots from the field and 2-of-3 from the charity stripe. The senior point guard also chipped in six assists. David Minaya recorded 14 tallies on the night, while John Brown finished with a double-double, posting 12 points on 6-of-7 shooting along with 11 rebounds. Brown also tied Sanders' assist total with six. Other Liberty players with a solid scoring performance on the night included Chene Phillips (9) and Antwan Burrus (8).

Game 2 - Liberty 86, Ookstamp 58 (Aug. 11, 2011) (Sijsele, Belgium)

Senior Jesse Sanders led Liberty with 22 points and seven assists, followed by John Caleb Sanders who scored 18 points on 6-of-8 shooting from behind the three-point arc. David Minaya rounded out Liberty's trio of double digit scorers with a 14-point performance.

Game 3 - Liberty 79, Zwevezele 66 (Aug. 12, 2011) (Sijsele, Belgium)

John Brown paced the Flames with 16 points and nine rebounds, while John Caleb Sanders knocked down five three-pointers to finish with 15. Jesse Sanders chipped in 12 points and six assists. Burrus also concluded the contest with 12 points, adding eight boards to his scoring effort.

Game 4 - Brussels All-Stars 77, Liberty 76 (Aug. 13, 2011) (Brussels, Belgium)

John Brown paced the Flames with 16 points and 14 rebounds. Jesse Sanders finished with 15 points, six boards and three assists. Liberty led by as much as 19 in the contest. Brussels took the lead with one minute remaining with a big three-point basket. After Brown cut the lead to one with a free throw, the Liberty defense forced a 10-second violation on Brussels. With the Flames having the last possession, Minaya hurled up a jumper, but the shot fell short, leading to the 77-76 Brussels win.

Game 5 - Liberty 79, Kayzersberg 64 (Aug. 15, 2011) (Kaysersberg, France)

David Minaya paced the Flames with 18 points, with all of his tallies coming in the second half. Jesse Sanders finished with 14 points, 10 rebounds and seven assists. John Caleb Sanders, Joel Vander Pol and Taveres Speaks had 12, 11 and 10 points, respectively.

Game 6 - Mulhouse 88, Liberty 79 (Aug. 16, 2011) (Mulhouse, France)

For the second straight contest, David Minaya was Liberty's leading scorer, finishing with 16 points on 6-of-11 shooting, including 4-of-5 from three-point land. Antwan Burrus and John Caleb Sanders chipped in 11 points, while Jesse Sanders added in 10 tallies. John Brown led Liberty on the glass, posting seven boards.


Liberty's 2011-12 Starting Lineups

Game	Date	Opponent	Result							Record
1	Nov. 9	Texas A&M	L, 59-81	Sanders	Phillips	Minaya	Burrus	Vander Pol		0-1
2	Nov. 11	Randolph	W, 81-58	Sanders	JC Sanders	Minaya	Burrus	Vander Pol		1-0
3	Nov. 14	W & M	W, 75-72	Sanders	JC Sanders	Minaya	Burrus	Vander Pol		2-0
4	Nov. 18	EKU	L, 65-73	Sanders	JC Sanders	Minaya	Burrus	Vander Pol		2-1
5	Nov. 19	Lehigh	L, 80-90	Sanders	JC Sanders	Minaya	Burrus	Speaks		0-1
6	Nov. 20	W & M	L, 64-65	Sanders	JC Sanders	Minaya	Burrus	Speaks		0-2
7	Nov. 26	Georgia St.	L, 50-72	Sanders	Phillips	Minaya	Burrus	Speaks		0-1
8	Dec. 1	Campbell	L, 82-96	Sanders	Phillips	JC Sanders	Speaks	Vander Pol		0-1
9	Dec. 3	Coastal	L, 68-78	Sanders	Speaks	Minaya	Burrus	Vander Pol		0-1
10	Dec. 6	UNCW	L, 68-77	Sanders	Speaks	Minaya	Burrus	Vander Pol		0-2
11	Dec. 10	Va. Int.	W, 78-60	Sanders	Speaks	JC Sanders	Burrus	Baird		1-0
12	Dec. 17	Hampton	W, 74-65	Sanders	Speaks	JC Sanders	Burrus	Baird		2-0
13	Dec. 20	Montreat	W, 91-73	Sanders	Speaks	JC Sanders	Burrus	Baird		3-0
14	Dec. 28	Richmond	L, 61-77	Sanders	JC Sanders	Minaya	Burrus	Speaks		0-3
15	Dec. 31	Charl. So.	L, 76-81	Sanders	JC Sanders	Minaya	Burrus	Speaks		0-4
16	Jan. 2	Presbyterian	L, 56-63	Sanders	JC Sanders	Minaya	Burrus	Speaks		0-5
17	Jan. 7	UNCA	L, 75-98	Sanders	JC Sanders	Minaya	Burrus	Gielo		0-1
18	Jan. 10	VMI	L, 57-71	Sanders	Speaks	Minaya	Burrus	Gielo		0-1
19	Jan. 12	Radford	W, 69-64	Sanders	Speaks	Minaya	Burrus	Gielo		1-1
20	Jan. 14	Winthrop	L, 61-64 OT	Sanders	Speaks	Minaya	Burrus	Gielo		1-2
21	Jan. 21	High Point	W, 84-78	Sanders	Speaks	Minaya	Burrus	Gielo		2-2
22	Jan. 26	Winthrop	L, 63-65	Sanders	Speaks	Minaya	Burrus	Gielo		2-3
23	Jan. 28	Radford	W, 67-65	Sanders	Speaks	Minaya	Burrus	Gielo		3-3
24	Feb. 2	Gardner-Webb	W, 63-58	Sanders	Speaks	Minaya	Burrus	Gielo		4-3
25	Feb. 4	UNCA	L, 51-65	Sanders	Speaks	Minaya	Burrus	Gielo		4-4

Miscellaneous Stats

Date	Opponent	LU Result	LU Big				LU in			Paint		Off TOs		2nd Ch		Bench	
			Lead	Opp Lead	Ties	LC	Lead	Opp Lead	Tied	LU	Opp	LU	Opp	LU	Opp	LU	Opp
Nov. 9	No. 19 Texas A&M	L, 59-81	2	30	0	1	3:14	35:45	1:01	18	48	10	14	13	6	27	22
Nov. 11	Randolph College	W, 81-58	37	2	2	1	37:47	0:20	1:53	38	16	25	10	8	5	37	15
Nov. 14	William & Mary	W, 75-72	15	3	0	3	32:17	5:54	1:49	32	24	22	10	22	9	10	47
Nov. 18	Eastern Kentucky	L, 65-73	2	11	6	6	2:03	32:52	5:05	38	28	9	15	11	8	16	19
Nov. 19	Lehigh	L, 80-90	0	18	1	0	0:00	37:06	2:54	26	38	13	17	15	7	13	7
Nov. 20	William & Mary	L, 64-65	3	8	10	10	7:13	36:15	6:32	20	24	15	12	6	6	6	18
Nov. 26	Georgia State	L, 50-72	0	22	1	0	0:00	39:12	0:48	24	24	10	13	9	0	12	22
Dec. 1	Campbell	L, 82-96	0	15	2	0	0:00	38:44	1:16	32	34	10	13	10	7	30	18
Dec. 3	Coastal Carolina	L, 68-78	6	12	3	1	6:56	30:29	2:35	24	34	11	14	12	11	16	23
Dec. 6	UNC Wilmington	L, 68-77	4	15	1	1	3:15	35:13	1:22	32	36	18	18	17	5	13	12
Dec. 10	Virginia Intermont	W, 78-60	25	3	2	2	32:39	4:19	3:02	46	26	20	13	11	14	6	21
Dec. 17	Hampton	W, 74-65	11	1	2	2	36:23	0:23	3:14	18	22	17	10	9	8	14	37
Dec. 20	Montreat	W, 91-73	30	0	0	0	39:38	0:00	0:22	40	28	22	12	21	12	31	19
Dec. 28	Richmond	L, 61-77	9	20	2	1	17:12	20:52	1:55	30	30	6	21	12	13	12	22
Dec. 31	Charleston Southern	L, 76-81	7	13	3	4	8:02	30:30	1:28	38	38	16	15	14	6	6	11
Jan. 2	Presbyterian College	L, 56-63	6	7	6	4	21:25	14:32	4:13	32	34	2	13	4	10	6	7
Jan. 7	UNC Asheville	L, 75-98	0	29	0	0	0:00	39:35	0:25	24	48	16	29	7	14	21	40
Jan. 10	VMI	L, 57-71	2	21	2	3	1:50	35:37	2:33	34	36	7	7	16	8	22	43
Jan. 12	Radford	W, 69-64	11	9	6	5	12:09	25:23	2:28	30	22	11	19	16	10	23	12
Jan. 14	Winthrop	L, 61-64 OT	9	9	10	9	18:32	16:46	9:42	24	36	12	15	7	14	20	14
Jan. 21	High Point	W, 84-78	13	0	0	0	39:21	0:00	0:39	26	38	14	12	14	6	20	24
Jan. 26	Winthrop	L, 63-65	8	11	7	3	16:39	18:39	4:42	28	32	12	9	10	13	16	9
Jan. 28	Radford	W, 67-65	6	9	4	4	13:28	22:56	3:36	30	28	10	9	12	9	16	17
Feb. 2	Gardner-Webb	W, 63-58	11	4	8	8	25:32	7:57	6:31	16	26	8	13	10	10	16	34
Feb. 4	UNC Asheville	L, 51-65	3	15	5	4	1:57	32:17	5:46	16	38	11	8	7	16	17	15

2011-12 Season Notes/Highlights



2

Chene Phillips

6-2, 170, So., G
Detroit, Mich.
Renaissance HS

Career Highs

Points - 8 (Two times)

Most recently, vs. Union College (12-28-10)

FG Made - 4

vs. Union College (12-28-10)

FG Attempts - 7

vs. Union College (12-28-10)

3FG Made - 1 (Four times)

Most recently, vs. VMI (1-20-11)

3FG Attempts - 2 (Three times)

Most recently, vs. UNC Asheville (1-7-12)

FT Made - 4 (Two times)

Most recently, vs. Montreat (12-20-11)

FT Attempts - 6

vs. Montreat (12-20-11)

Rebounds - 7

vs. Randolph (11-11-11)

Assists - 5

vs. Campbell (12-1-11)

Steals - 3

vs. Montreat (12-20-11)

Season Highs

Points - 6

vs. Coastal Carolina (12-3-11)

FG Made - 2

vs. Coastal Carolina (12-3-11)

FG Attempts - 6

vs. William & Mary (11-20-11)

3FG Attempts - 2 (Three times)

most recently, vs. UNC Asheville (1-7-12)

FT Made - 4

vs. Montreat (12-20-11)

FT Attempts - 6

vs. Montreat (12-20-11)

Rebounds - 7

vs. Randolph (11-11-11)

Assists - 5

vs. Campbell (12-1-11)

Steals - 3

vs. Montreat (12-20-11)


- Tallied a season-best six points at Coastal Carolina.
- Dished out a career-high five assists against Campbell.
- Posted a career-high seven rebounds against Randolph College.
- Finished as Liberty's co-leader in rebounds at Texas A&M, grabbing five.

2011-12 Game-by-Game

Opponent	Date	gs	min	Total		3-Pointers		Free throws		Rebounds				pf	a	t/o	blk	stl	pts	avg	
				fg-fga	pct	3fg-fga	pct	ft-fa	pct	off	def	tot	avg								
at Texas A&M	11-09-11	*	24	0-3	.000	0-2	.000	0-0	.000	1	4	5	5.0	2	2	0	0	1	0	0.0	
RANDOLPH COLLEGE	11-11-11		17	1-4	.250	0-1	.000	3-4	.750	0	7	7	6.0	2	3	2	0	1	5	2.5	
at William & Mary	11-14-11		25	1-4	.250	0-0	.000	2-2	1.000	0	5	5	5.7	0	4	2	0	1	4	3.0	
EASTERN KENTUCKY	11-18-11		22	1-4	.250	0-1	.000	0-0	.000	0	2	2	4.8	3	3	1	0	1	2	2.8	
LEHIGH	11-19-11		19	0-1	.000	0-0	.000	1-2	.500	0	3	3	4.4	2	2	3	0	1	1	2.4	
WILLIAM & MARY	11-20-11		14	1-6	.167	0-2	.000	2-2	1.000	2	1	3	4.2	1	0	0	0	1	4	2.7	
at Georgia State	11-26-11	*	20	0-2	.000	0-0	.000	0-0	.000	1	3	4	4.1	3	4	1	0	0	0	2.3	
at Campbell	12-01-11	*	15	1-3	.333	0-0	.000	3-4	.750	0	4	4	4.1	5	5	2	0	2	5	2.6	
at Coastal Carolina	12-03-11		14	2-4	.500	0-0	.000	2-2	1.000	0	0	0	3.7	3	1	1	0	0	6	3.0	
UNC WILMINGTON	12-06-11		9	0-1	.000	0-0	.000	0-0	.000	1	0	1	3.4	1	1	1	0	0	0	2.7	
VIRGINIA INTERMONT	12-10-11		19	1-3	.333	0-0	.000	0-0	.000	1	2	3	3.4	3	2	2	0	2	2	2.6	
HAMPTON	12-17-11		9	1-2	.500	0-0	.000	0-0	.000	0	1	1	3.2	0	0	0	0	0	2	2.6	
MONTREAT	12-20-11		13	0-3	.000	0-1	.000	4-6	.667	0	1	1	3.0	0	2	1	0	3	4	2.7	
at RICHMOND	12-28-11		13	1-2	.500	0-0	.000	0-0	.000	0	0	0	2.8	1	1	2	0	0	2	2.6	
vs Charleston Southern	12-31-11		7	0-1	.000	0-0	.000	0-0	.000	0	1	1	2.7	2	1	1	0	0	0	2.5	
PRESBYTERIAN COLLEGE	01-02-12		6	0-1	.000	0-0	.000	0-0	.000	0	1	1	2.6	2	0	2	0	0	0	2.3	
at UNC Asheville	01-07-12		7	0-2	.000	0-2	.000	0-0	.000	0	0	0	2.4	0	1	0	0	0	0	2.2	
at VMI	01-10-12		8	0-2	.000	0-0	.000	0-0	.000	0	0	0	2.3	1	0	0	0	0	0	2.1	
RADFORD	01-12-12		4	0-0	.000	0-0	.000	2-4	.500	0	0	0	2.2	1	0	0	0	0	2	2.1	
WINTHROP	01-14-12		2	0-0	.000	0-0	.000	0-0	.000	0	0	0	2.1	1	1	0	0	0	0	2.0	
at High Point	01-21-12		2	0-0	.000	0-0	.000	0-0	.000	0	0	0	2.0	2	0	0	0	0	0	1.9	
at Winthrop	01-26-12		3	0-0	.000	0-0	.000	0-0	.000	0	0	0	1.9	0	0	2	0	0	0	1.8	
UNC ASHEVILLE	02-04-12		0	0-0	.000	0-0	.000	0-0	.000	0	0	0	1.8	0	0	0	0	0	0	1.7	
Totals			3	272	10-48	.208	0-9	.000	19-26	.731	6	35	41	1.8	35	33	23	0	13	39	1.7

Career Stats

Season	gp-gs	min/avg	Total		3-Point		F-Throws		Rebounds				Scoring							
			fg-fga	pct	fg-fga	pct	ft-fa	pct	off	def	tot	avg	pf	fo	ast	to	blk	stl	pts	avg
2010-11	32-1	330/10.3	18-58	.310	4-14	.286	22-29	.759	8	30	38	1.2	53	2	23	33	0	13	62	1.9
2011-12	23-3	272/11.8	10-48	.208	0-9	.000	19-26	.731	6	35	41	1.8	35	1	33	23	0	13	39	1.7
TOTAL	55-4	602/10.9	28-106	.264	4-23	.174	41-55	.745	14	65	79	1.4	88	3	56	56	0	26	101	1.8



5

Kelly Assinesi
6-0, 170, Fr., G
Greenville, S.C.
St. Joseph's Catholic

Season Highs

Points - 3 (Two times)

Most recently, vs. Montreat (12-20-11)

FG Made - 1

vs. No. 19 Texas A&M (11-09-11)

FG Attempts - 2 (Two times)

Most recently, vs. Montreat (12-20-11)

3FG Made - 1

vs. No. 19 Texas A&M (11-09-11)

3FG Attempts - 1 (Four times)

Most recently, vs. VMI (1-10-12)

FT Made - 3

vs. Montreat (12-20-11)

FT Attempts - 4

vs. Montreat (12-20-11)

Assists - 1 (Four times)

Most recently, vs. Richmond (12-28-11)

2011-12 Season Notes/Highlights

- Knocked down a three-pointer in his Liberty debut at Texas A&M.

-Tallied three points against Montreat (Dec. 20).

Prep: Two-year letterwinner at Pasadena ... second leading scorer for the Stars his freshman season, receiving second team all-league honors ... led team with 13.0 ppg his sophomore season, earning first team all-league and second team all-area recognition ... two-year letterwinner at St. Joseph's ... helped lead the Knights to first-ever winning season (19-8) and first playoff win in 2010 ... third in the state of South Carolina in scoring, averaging 27.0 ppg ... Impact Player of the Year runner-up ... named one of the Top 3 players in the state by WYFF Channel 4 News ... No. 1 in the state in assists (7.0 apg) and fifth in points (25.0 ppg) during his senior season ... broke the 1,000-point mark during two-year stint at St. Joseph's ... two-time conference player of the year and first team all-state honoree ... holds the school record for most points in a game (49) ... finished high school tenure with 1,800 points.

2011-12 Game-by-Game

Opponent	Date	gs	min	Total		3-Pointers		Free throws		Rebounds				pf	a	t/o	blk	stl	pts	avg
				fg-fga	pct	3fg-fga	pct	ft-fga	pct	off	def	tot	avg							
at Texas A&M	11-09-11	4	1-2	.500	1-1	1.000	0-0	.000	0	0	0	0.0	1	1	0	0	0	3	3.0	
RANDOLPH COLLEGE	11-11-11	13	0-1	.000	0-1	.000	0-0	.000	0	0	0	0.0	1	0	1	0	0	0	1.5	
EASTERN KENTUCKY	11-18-11	0	0-0	.000	0-0	.000	0-0	.000	0	0	0	0.0	0	0	0	0	0	0	1.0	
LEHIGH	11-19-11	0	0-0	.000	0-0	.000	0-0	.000	0	0	0	0.0	0	1	0	0	0	0	0.8	
at Georgia State	11-26-11	2	0-0	.000	0-0	.000	0-0	.000	0	0	0	0.0	0	0	1	0	0	0	0.6	
at Campbell	12-01-11	3	0-0	.000	0-0	.000	0-0	.000	0	0	0	0.0	1	1	0	0	0	0	0.5	
at Coastal Carolina	12-03-11	1	0-0	.000	0-0	.000	0-0	.000	0	0	0	0.0	0	0	0	0	0	0	0.4	
UNC WILMINGTON	12-06-11	1	0-0	.000	0-0	.000	0-0	.000	0	0	0	0.0	0	0	0	0	0	0	0.4	
VIRGINIA INTERMONT	12-10-11	3	0-0	.000	0-0	.000	1-2	.500	0	0	0	0.0	1	0	0	0	0	1	0.4	
MONTREAT	12-20-11	10	0-2	.000	0-1	.000	3-4	.750	0	0	0	0.0	1	0	0	0	0	3	0.7	
at RICHMOND	12-28-11	1	0-0	.000	0-0	.000	0-0	.000	0	0	0	0.0	0	1	0	0	0	0	0.6	
vs Charleston Southern	12-31-11	0	0-0	.000	0-0	.000	0-0	.000	0	0	0	0.0	0	0	0	0	0	0	0.6	
at UNC Asheville	01-07-12	3	0-0	.000	0-0	.000	0-0	.000	0	0	0	0.0	0	0	0	0	0	0	0.5	
at VMI	01-10-12	2	0-1	.000	0-1	.000	0-0	.000	0	0	0	0.0	0	0	0	0	0	0	0.5	
at Radford	01-28-12	2	0-0	.000	0-0	.000	0-0	.000	0	0	0	0.0	0	0	0	0	0	0	0.5	
GARDNER-WEBB	02-02-12	1	0-0	.000	0-0	.000	0-0	.000	0	0	0	0.0	0	0	0	0	0	0	0.4	
UNC ASHEVILLE	02-04-12	1	0-0	.000	0-0	.000	0-0	.000	0	0	0	0.0	0	0	1	0	0	0	0.4	
Totals		0	47	1-6	.167	1-4	.250	4-6	.667	0	0	0	0.0	5	4	3	0	0	7	0.4

Career Stats

Season	gp-gs	min/avg	Total		3-Point		F-Throws		Rebounds				Scoring							
			fg-fga	pct	fg-fga	pct	ft-fga	pct	off	def	tot	avg	pf	fo	ast	to	blk	stl	pts	avg
2011-12	17-0	47/2.8	1-6	.167	1-4	.250	4-6	.667	0	0	0	0.0	5	0	4	3	0	0	7	0.4
TOTAL	17-0	47/2.8	1-6	.167	1-4	.250	4-6	.667	0	0	0	0.0	5	0	4	3	0	0	7	0.4



11

Andrew Smith

6-9, 220, Fr., F

Pompano Beach, Fla.

Highlands Christian

Season Highs

Points - 6

vs. Montreat (12-20-11)

FG Made - 3

vs. Montreat (12-20-11)

FG Attempts - 3

vs. Montreat (12-20-11)

FT Attempts - 1

vs. VMI (1-10-12)

Rebounds - 4 (Two times)

Most recently, vs. Richmond (12-28-11)

Assists - 1 (Two times)

Most recently, vs. VMI (1-10-12)

Blocks - 2

vs. Richmond (12-28-11)

2011-12 Season Notes/Highlights

- Scored his first points against Montreat (Dec. 20), finishing with six.

- Finished with two points in games against Richmond, Charleston Southern, VMI and Radford.

Prep: Three-year letter winner at Highlands Christian ... two-time first team all-county selection ... team MVP three-straight years ... averaged 17.6 points, 6.4 rebounds, 3.2 blocks and 2.0 assists his sophomore season and was named to the Holiday Classic all-tournament team ... averaged 20.0 points, 9.0 rebounds, 3.0 blocks and 3.2 assists during his junior year, garnering third team all-state honors ... tabbed MVP of Holiday Classic and Clearwater Christian Tournament ... capped off senior year with first team all-state honors, averaging 25.0 points, 9.5 rebounds, 3.4 blocks and 3.3 assists per game ... named to St. Andrews Holiday Tourney all-tournament team.

2011-12 Game-by-Game

Opponent	Date	gs	min	Total		3-Pointers		Free throws		Rebounds				pf	a	t/o	blk	stl	pts	avg
				fg-fga	pct	3fg-fga	pct	ft-fa	pct	off	def	tot	avg							
at Texas A&M	11-09-11	3		0-0	.000	0-0	.000	0-0	.000	0	0	0	0.0	0	0	0	0	0	0	0.0
RANDOLPH COLLEGE	11-11-11	8		0-0	.000	0-0	.000	0-0	.000	0	0	0	0.0	0	1	0	0	0	0	0.0
LEHIGH	11-19-11	0		0-0	.000	0-0	.000	0-0	.000	0	0	0	0.0	1	0	0	0	0	0	0.0
at Georgia State	11-26-11	3		0-0	.000	0-0	.000	0-0	.000	0	0	0	0.0	0	0	0	0	0	0	0.0
UNC WILMINGTON	12-06-11	0		0-0	.000	0-0	.000	0-0	.000	0	0	0	0.0	0	0	0	0	0	0	0.0
VIRGINIA INTERMONT	12-10-11	3		0-1	.000	0-0	.000	0-0	.000	0	0	0	0.0	0	0	0	0	0	0	0.0
MONTREAT	12-20-11	12		3-3	1.000	0-0	.000	0-0	.000	2	2	4	0.6	2	0	2	1	0	6	0.9
at RICHMOND	12-28-11	7		1-1	1.000	0-0	.000	0-0	.000	2	2	4	1.0	0	0	1	2	0	2	1.0
vs Charleston Southern	12-31-11	3		1-1	1.000	0-0	.000	0-0	.000	0	0	0	0.9	0	0	0	0	0	2	1.1
at UNC Asheville	01-07-12	1		0-0	.000	0-0	.000	0-0	.000	0	0	0	0.8	1	0	0	0	0	0	1.0
at VMI	01-10-12	7		1-1	1.000	0-0	.000	0-1	.000	0	2	2	0.9	0	1	1	0	0	2	1.1
RADFORD	01-12-12	1		1-2	.500	0-0	.000	0-0	.000	1	1	2	1.0	0	0	0	0	0	2	1.2
WINTHROP	01-14-12	3		0-0	.000	0-0	.000	0-0	.000	0	0	0	0.9	2	0	1	0	0	0	1.1
at High Point	01-21-12	1		0-0	.000	0-0	.000	0-0	.000	0	0	0	0.9	0	0	0	0	0	0	1.0
at Winthrop	01-26-12	5		0-1	.000	0-0	.000	0-0	.000	0	3	3	1.0	1	0	1	0	0	0	0.9
at Radford	01-28-12	2		0-0	.000	0-0	.000	0-0	.000	0	0	0	0.9	0	0	0	0	0	0	0.9
GARDNER-WEBB	02-02-12	2		0-1	.000	0-0	.000	0-0	.000	0	0	0	0.9	1	0	0	0	0	0	0.8
Totals		0	61	7-11	.636	0-0	.000	0-1	.000	5	10	15	0.9	8	2	6	3	0	14	0.8

Career Stats

Season	gp-gs	min/avg	Total		3-Point		F-Throws		Rebounds				Scoring							
			fg-fga	pct	fg-fga	pct	ft-fa	pct	off	def	tot	avg	pf	fo	ast	to	blk	stl	pts	avg
2011-12	17-0	61/3.6	7-11	.636	0-0	.000	0-1	.000	5	10	15	0.9	8	0	2	6	3	0	14	0.8
TOTAL	17-0	61/3.6	7-11	.636	0-0	.000	0-1	.000	5	10	15	0.9	8	0	2	6	3	0	14	0.8



13

Tomasz Gielo

6-9, 220, Fr., G/F
Szczecin, Poland
SMS Cetniewo Sports
Academy

Season Highs

Points - 9 (Three times)
Most recently, vs. High Point (1-21-12)
FG Made - 4 (Three times)
Most recently, vs. UNC Asheville (1-7-12)
FG Attempts - 7
vs. UNC Asheville (1-7-12)
3FG Made - 1 (Five times)
Most recently, vs. UNC Asheville (2-4-12)
3FG Attempts - 2
vs. High Point (1-21-12)
FT Made - 2 (Two times)
Most recently, vs. High Point (1-21-12)
FT Attempts - 2 (Three times)
Most recently, vs. High Point (1-21-12)
Rebounds - 7
vs. UNC Asheville (1-7-12)
Assists - 2
vs. UNC Asheville (2-4-12)
Steals - 1 (Three times)
Most recently, vs. Radford (1-28-12)
Blocks - 1 (Four times)
Most recently, vs. G.-Webb (2-2-12)

2011-12 Season Notes/Highlights

- Tallied Liberty's first five points in the Flames 63-58 victory versus Gardner-Webb.
- Scored Liberty's first five points against High Point (Jan. 21) off a three-pointer and two free throws, finishing the night with nine.
- Posted six points versus VMI.
- Tallied eight points and a season-high seven rebounds at UNC Asheville (Jan. 7).
- Finished with nine points against Montreat
- Made his Liberty debut against Hampton (Dec. 17), finishing with nine points on 4-of-5 shooting from the field in 27 minutes of action.

Prep: Played for SMS Cetniewo Sports Academy, averaging 13.0 points, 8.5 rebounds and 1.5 blocks his senior year ... ranked among Top 25 European prospects ... member of Polish national team, finishing fourth in the 2009 U16 FIBA European Championship his sophomore season ... competed in 2010 U17 FIBA World Championship in Hamburg, Germany his junior year ... averaged 13.8 points, 6.6 rebounds, 2.4 assists and 1.4 blocks, helping team reach the finals ... scored 21 points in the championship finals against the United States en route to a second place finish ... participated in the 2010 U18 FIBA European Championship in Vilnius, Lithuania ... was Poland's leading scorer, averaging 11.7 points on 58.5 percent shooting, including 42.9 percent from three-point range ... finished sixth in the tournament ... represented Poland in the 2011 U19 FIBA World Championships in Riga, Latvia ... member of the Polish national team in the 2011 U18 FIBA European Championship, finishing in sixth place.

2011-12 Game-by-Game

Opponent	Date	gs	min	Total		3-Pointers		Free throws		Rebounds					pts	avg					
				fg-fga	pct	3fg-fga	pct	ft-fa	pct	off	def	tot	avg	pf			a	t/o	blk	stl	
HAMPTON	12-17-11		27	4-5	.800	1-1	1.000	0-0	.000	0	1	1	1.0	1	0	0	0	1	9	9.0	
MONTREAT	12-20-11		19	4-6	.667	0-1	.000	1-2	.500	1	1	2	1.5	1	0	2	1	1	9	9.0	
at RICHMOND	12-28-11		17	1-4	.250	0-1	.000	0-0	.000	1	2	3	2.0	0	0	0	0	0	2	6.7	
vs Charleston Southern	12-31-11		7	0-0	.000	0-0	.000	0-0	.000	0	1	1	1.8	1	0	1	0	0	0	5.0	
PRESBYTERIAN COLLEGE	01-02-12		7	0-1	.000	0-0	.000	0-0	.000	0	3	3	2.0	1	0	1	1	0	0	4.0	
at UNC Asheville	01-07-12	*	30	4-7	.571	0-0	.000	0-0	.000	5	2	7	2.8	1	0	2	0	0	8	4.7	
at VMI	01-10-12	*	22	2-5	.400	0-1	.000	2-2	1.000	1	1	2	2.7	2	0	1	0	0	6	4.9	
RADFORD	01-12-12	*	25	2-4	.500	0-1	.000	0-0	.000	0	0	0	2.4	1	0	0	1	0	4	4.8	
WINTHROP	01-14-12	*	5	0-2	.000	0-0	.000	0-0	.000	1	0	1	2.2	0	0	0	0	0	0	4.2	
at High Point	01-21-12	*	23	3-5	.600	1-2	.500	2-2	1.000	2	1	3	2.3	0	1	0	0	0	9	4.7	
at Winthrop	01-26-12	*	8	1-1	1.000	1-1	1.000	0-0	.000	0	0	0	2.1	2	0	1	0	0	3	4.5	
at Radford	01-28-12	*	10	0-0	.000	0-0	.000	0-0	.000	1	3	4	2.3	2	0	2	0	1	0	4.2	
GARDNER-WEBB	02-02-12	*	10	2-2	1.000	1-1	1.000	0-0	.000	1	2	3	2.3	1	1	1	1	0	5	4.2	
UNC ASHEVILLE	02-04-12	*	16	2-3	.667	1-1	1.000	0-0	.000	0	3	3	2.4	0	2	2	0	0	5	4.3	
Totals			9	226	25-45	.556	5-10	.500	5-6	.833	13	20	33	2.4	13	4	13	4	3	60	4.3

Career Stats

Season	gp-gs	min/avg	Total		3-Point		F-Throws		Rebounds				Scoring							
			fg-fga	pct	fg-fga	pct	ft-fa	pct	off	def	tot	avg	pf	fo	ast	to	blk	stl	pts	avg
2011-12	14-9	226/16.1	25-45	.556	5-10	.500	5-6	.833	13	20	33	2.4	13	0	4	13	4	3	60	4.3
TOTAL	14-9	226/16.1	25-45	.556	5-10	.500	5-6	.833	13	20	33	2.4	13	0	4	13	4	3	60	4.3



14

David Minaya

6-6, 205, R-Sr., G

Riverview, Fla.

Oldsmar Christian

(Tennessee Tech)

Career Highs

Points - 22

vs. VMI (01-20-11)

FG Made - 9

vs. VMI (01-20-11)

FG Attempts - 17

vs. UNC Asheville (2-4-12)

3FG Made - 4

vs. UNC Asheville (01-27-11)

3FG Attempts - 8

vs. UNC Asheville (01-27-11)

FT Made - 11

vs. High Point (1-21-12)

FT Attempts - 14

vs. High Point (1-21-12)

Rebounds - 11

vs. Radford (1-12-12)

Assists - 5

vs. Radford (01-15-11)

Steals - 4

vs. VMI (1-10-12)

Blocks - 1 (Three times)

Most recently, vs. Radford (2-10-11)

Season Highs

Points - 20

vs. William & Mary (11-14-11)

FG Made - 8

vs. Eastern Kentucky (11-18-11)

FG Attempts - 17

vs. UNC Asheville (2-4-12)

3FG Made - 2

vs. Eastern Kentucky (11-18-11)

3FG Attempts - 4 (Four times)

Most recently, vs. Winthrop (1-14-12)

FT Made - 11

vs. High Point (1-21-12)

FT Attempts - 14

vs. High Point (1-21-12)

Rebounds - 11

vs. Radford (1-12-12)

Assists - 4

vs. Winthrop (1-14-12)

Steals - 4

vs. VMI (1-10-12)

2011-12 Season Notes/Highlights

- Posted 16 second-half points in Liberty's game victory over Gardner-Webb (Feb. 2).
- Made a career high 11 free throws at High Point (Jan. 21), finishing with 15 points.
- Has posted double scoring figures in 16 games this season.
- Recorded his first career double-double in Liberty's 69-64 win over Radford (Jan. 12), finishing with 14 tallies and a career-high 11 boards.
- Currently among Liberty's Top 35 scorers all-time with 702 points.
- Put up 19 points on 8-for-14 shooting and 1-of-1 from the foul line against Eastern Kentucky.
- First Flame to post 20 points in a game this season, doing so in a 75-72 win at William & Mary (Nov.14).
- Kicked off the season with a 14-point performance at Texas A&M.


2011-12 Game-by-Game

Opponent	Date	gs	min	Total		3-Pointers		Free throws		Rebounds				pf	a	t/o	blk	stl	pts	avg	
				fg-fga	pct	3fg-fga	pct	ft-fa	pct	off	def	tot	avg								
at Texas A&M	11-09-11	*	31	5-14	.357	1-3	.333	3-4	.750	1	1	2	2.0	2	0	2	0	0	14	14.0	
RANDOLPH COLLEGE	11-11-11	*	20	2-10	.200	0-1	.000	0-0	.000	1	3	4	3.0	1	2	1	0	0	4	9.0	
at William & Mary	11-14-11	*	29	7-13	.538	1-3	.333	5-6	.833	1	6	7	4.3	4	1	2	0	2	20	12.7	
EASTERN KENTUCKY	11-18-11	*	35	8-14	.571	2-4	.500	1-1	1.000	0	3	3	4.0	3	2	2	0	0	19	14.3	
LEHIGH	11-19-11	*	35	6-16	.375	1-4	.250	3-4	.750	3	2	5	4.2	2	1	1	0	1	16	14.6	
WILLIAM & MARY	11-20-11	*	35	5-9	.556	0-2	.000	2-2	1.000	0	4	4	4.2	4	2	1	0	1	12	14.2	
at Georgia State	11-26-11	*	23	2-9	.222	0-3	.000	0-0	.000	0	2	2	3.9	3	1	0	0	0	4	12.7	
at Campbell	12-01-11		32	4-10	.400	0-2	.000	2-3	.667	1	4	5	4.0	2	0	1	0	0	10	12.4	
at Coastal Carolina	12-03-11	*	33	6-15	.400	0-3	.000	2-2	1.000	2	6	8	4.4	2	2	0	0	1	14	12.6	
UNC WILMINGTON	12-06-11	*	26	4-12	.333	1-4	.250	2-2	1.000	1	3	4	4.4	2	1	3	0	0	11	12.4	
at RICHMOND	12-28-11	*	23	3-6	.500	0-2	.000	0-0	.000	0	1	1	4.1	3	1	1	0	0	6	11.8	
vs Charleston Southern	12-31-11	*	29	7-13	.538	0-1	.000	2-6	.333	0	4	4	4.1	4	1	0	0	2	16	12.2	
PRESBYTERIAN COLLEG	01-02-12	*	37	7-12	.583	0-2	.000	1-3	.333	1	1	2	3.9	4	0	2	0	0	15	12.4	
at UNC Asheville	01-07-12	*	24	3-11	.273	0-2	.000	1-2	.500	0	3	3	3.9	2	1	2	0	0	7	12.0	
at VMI	01-10-12	*	29	3-9	.333	0-1	.000	2-2	1.000	0	4	4	3.9	0	2	2	0	4	8	11.7	
RADFORD	01-12-12	*	34	4-16	.250	0-1	.000	6-6	1.000	3	8	11	4.3	1	3	1	0	1	14	11.9	
WINTHROP	01-14-12	*	34	3-13	.231	1-4	.250	2-4	.500	0	5	5	4.4	4	4	0	0	1	9	11.7	
at High Point	01-21-12	*	33	2-6	.333	0-2	.000	11-14	.786	1	3	4	4.3	3	0	4	0	1	15	11.9	
at Winthrop	01-26-12	*	35	5-10	.500	1-3	.333	2-2	1.000	0	2	2	4.2	2	1	1	0	1	13	11.9	
at Radford	01-28-12	*	36	7-12	.583	0-1	.000	1-2	.500	0	0	0	4.0	1	0	1	0	0	15	12.1	
GARDNER-WEBB	02-02-12	*	34	6-14	.429	0-2	.000	4-4	1.000	0	3	3	4.0	0	3	0	0	0	16	12.3	
UNC ASHEVILLE	02-04-12	*	33	5-17	.294	0-2	.000	3-4	.750	1	1	2	3.9	3	2	1	0	0	13	12.3	
Total			21	680	104-261	.398	8-52	154	55-73	.753	16	69	85	3.9	52	30	28	0	15	271	12.3

Career Stats

Season	gp-gs	min/avg	Total		3-Point		F-Throws		Rebounds				Scoring							
			fg-fga	pct	fg-fga	pct	ft-fa	pct	off	def	tot	avg	pf	fo	ast	to	blk	stl	pts	avg
2009-10	29-6	341/11.8	33-100	.330	4-25	.160	20-27	.741	15	38	53	1.8	44	0	8	26	1	9	90	3.1
2010-11	32-31	847/26.5	127-306	.415	21-65	.323	66-88	.750	15	86	101	3.2	73	0	40	38	2	19	341	10.7
2011-12	22-21	680/30.9	104-261	.398	8-52	.154	55-73	.753	16	69	85	3.9	52	0	30	28	0	15	271	12.3
TOTAL	83-58	1868/22.5	264-667	.396	33-142	.232	141-188	.750	46	193	239	2.9	169	0	78	92	3	43	702	8.5

2011-12 Season Notes/Highlights



15

Ethan Layer

6-1, 160, Fr., G
Forest, Va.

Liberty Christian Academy

Season Highs

Points - 11
vs. Campbell (12-1-11)
FG Made - 3
vs. Campbell (12-1-11)
FG Attempts - 6
vs. Campbell (12-1-11)
3 FG Made - 3
vs. Campbell (12-1-11)
3FG Attempts - 6
vs. Campbell (12-1-11)
FT Made - 2 (Two times)
Most recently, vs. Montreat (12-20-11)
FT Attempts - 3 (Two times)
Most recently, vs. G.-Webb (2-2-12)
Rebounds - 2 (Two times)
Most recently, vs. Montreat (12-20-11)
Assists - 2
vs. UNC Asheville (1-7-12)
Steals - 1 (Four times)
Most recently, vs. UNC Asheville (1-7-12)

- Has hit three-pointers in ten games this season
- Chipped in six points at Richmond
- Recorded a season high 11 points at Campbell (Dec. 1), going 3-of-6 from behind the three-point arc and 2-of-3 from the charity stripe.

Prep: Two-year letter-winner at Liberty Christian Academy (LCA) ... two-time first team all-conference and all-tournament honoree ... two-time member of the all-area team, named to the second team his junior season and first team his senior season ... tabbed all-state honorable mention as a senior.

Personal: Son of Dale and Brenda Layer ... father is the current head coach at Liberty ... brother Tim was a member of the Flames program during the 07-08 season.

2011-12 Game-by-Game

Opponent	Date	gs	min	Total		3-Pointers		Free throws		Rebounds				pf	a	t/o	blk	stl	pts	avg	
				fg-fga	pct	3fg-fga	pct	ft-fa	pct	off	def	tot	avg								
at Texas A&M	11-09-11	0	0-0	.000	0-0	.000	0-0	.000	0-0	.000	0	0	0	0.0	0	0	0	0	0	0.0	
RANDOLPH COLLEGE	11-11-11	14	2-5	.400	1-3	.333	0-0	.000	0-0	.000	0	0	0	0.0	1	1	2	0	1	5	2.5
at William & Mary	11-14-11	3	0-0	.000	0-0	.000	0-0	.000	0-0	.000	0	0	0	0.0	0	0	0	0	0	0	1.7
EASTERN KENTUCKY	11-18-11	2	0-0	.000	0-0	.000	0-0	.000	0-0	.000	0	0	0	0.0	0	0	0	0	0	0	1.3
LEHIGH	11-19-11	3	1-1	1.000	1-1	1.000	0-0	.000	0-0	.000	0	0	0	0.0	0	0	0	0	0	3	1.6
WILLIAM & MARY	11-20-11	3	0-0	.000	0-0	.000	0-0	.000	0-0	.000	0	1	1	0.2	1	0	0	0	0	0	1.3
at Georgia State	11-26-11	5	0-3	.000	0-3	.000	0-0	.000	0-0	.000	0	1	1	0.3	2	0	0	0	0	0	1.1
at Campbell	12-01-11	11	3-6	.500	3-6	.500	2-3	.667	0	0	0	0	0.3	3	0	0	0	0	11	2.4	
at Coastal Carolina	12-03-11	4	1-2	.500	1-2	.500	0-1	.000	0	0	0	0	0.2	2	0	0	0	0	3	2.4	
UNC WILMINGTON	12-06-11	13	1-4	.250	1-4	.250	0-0	.000	0	0	0	0	0.2	0	1	0	0	1	3	2.5	
VIRGINIA INTERMONT	12-10-11	15	1-3	.333	1-3	.333	0-0	.000	0	2	2	0.4	1	1	1	0	0	3	2.5		
HAMPTON	12-17-11	11	1-5	.200	1-5	.200	0-0	.000	0	0	0	0.3	1	0	0	0	0	3	2.6		
MONTREAT	12-20-11	13	1-2	.500	1-2	.500	2-2	1.000	0	2	2	0.5	2	0	0	0	1	5	2.8		
at RICHMOND	12-28-11	12	2-3	.667	2-3	.667	0-0	.000	0	0	0	0.4	1	0	0	0	0	6	3.0		
vs Charleston Southern	12-31-11	11	0-2	.000	0-2	.000	0-0	.000	0	0	0	0.4	1	0	0	0	0	0	2.8		
PRESBYTERIAN COLLEGE	01-02-12	0	0-1	.000	0-1	.000	0-0	.000	0	0	0	0.4	0	0	0	0	0	0	2.6		
at UNC Asheville	01-07-12	8	0-3	.000	0-2	.000	0-0	.000	0	1	1	0.4	2	2	1	0	1	0	2.5		
at VMI	01-10-12	7	0-2	.000	0-2	.000	0-0	.000	0	0	0	0.4	0	0	0	0	0	0	2.3		
WINTHROP	01-14-12	0	0-0	.000	0-0	.000	0-0	.000	0	0	0	0.4	0	0	0	0	0	0	2.2		
at High Point	01-21-12	3	1-1	1.000	1-1	1.000	0-0	.000	0	0	0	0.4	0	0	0	0	0	3	2.3		
at Winthrop	01-26-12	1	0-0	.000	0-0	.000	0-0	.000	0	0	0	0.3	0	0	0	0	0	0	2.1		
at Radford	01-28-12	0	0-0	.000	0-0	.000	0-0	.000	0	0	0	0.3	0	0	0	0	0	0	2.0		
GARDNER-WEBB	02-02-12	1	0-0	.000	0-0	.000	1-3	.333	0	0	0	0.3	0	0	0	0	0	1	2.0		
UNC ASHEVILLE	02-04-12	1	0-0	.000	0-0	.000	0-0	.000	0	0	0	0.3	0	0	0	0	0	0	1.9		
Totals		0	141	14-43	.326	13-40	.325	5-9	.556	0	7	7	0.3	17	5	4	0	4	46	1.9	

Career Stats

Season	gp-gs	min/avg	Total		3-Point		F-Throws		Rebounds				Scoring							
			fg-fga	pct	fg-fga	pct	ft-fa	pct	off	def	tot	avg	pf	fo	ast	to	blk	stl	pts	avg
2011-12	24-0	141/5.9	14-43	.326	13-40	.325	5-9	.556	0	7	7	0.3	17	0	5	4	0	4	46	1.9
TOTAL	24-0	141/5.9	14-43	.326	13-40	.325	5-9	.556	0	7	7	0.3	17	0	5	4	0	4	46	1.9

2011-12 Season Notes/Highlights



20

John Brown

6-4, 195, R-Senior G
Savannah, Ga.
Sol. C. Johnson HS
(Roane State)

Career Highs

Points - 23
vs. Presbyterian College (12-02-10)
FG Made - 10
vs. VMI (02-15-11)
FG Attempts - 17
vs. VMI (02-15-11)
3FG Attempts - 1
vs. Virginia Intermont (11-12-10)
FT Made - 5 (Two times)
Most recently, vs. Presbyterian College
(02-26-11)
FT Attempts - 7
vs. Iona (02-19-11)
Rebounds - 17
vs. Virginia Intermont (11-12-10)
Assists - 4
vs. VMI (01-20-11)
Steals - 5
vs. Charleston Southern (01-06-11)
Blocks - 1 (Nine times)
Most recently, vs. High Point (03-01-11)

2011 (R-Jr.): One of two players to start all 32 contests for the Flames ... earned second team All-Big South honors ... concluded the year No. 8 in the country and led the league in rebounding with 10.8 boards per game ... second leading scorer for Liberty, averaging 11.3 points per game ... grabbed 344 rebounds during the season, the fifth highest single-season mark in program history and the second-highest mark by a Liberty junior ... recorded 14 double-doubles during the season, one shy of tying the program's single-season mark of 15, set by Alex McLean and Mike Coleman ... posted 18 points and a season high 17 rebounds in his Liberty debut against Virginia Intermont (11/12), tying a Vines Center record for most rebounds in a game ... posted 10 points and 12 boards at Notre Dame (11/14) ... finished with 16 points and 15 boards in overtime win versus Chicago State (11/27) ... led Liberty with a season-high 23 points and 13 rebounds in a win over Presbyterian (12/2) ... instrumental in 83-81 overtime win against UNC Asheville (01/27), hitting a buzzer beating layup to win the contest for the Flames ... connected on clutch tip-in to help the Flames defeat Charleston Southern, 70-69 (2/5) ... finished with 22 points and 16 rebounds at VMI (2/15) ... named to the Big South Presidential Honor Roll.

2010-11 Game-by-Game

OPPONENT	DATE	MIN	FG-FGA	3FG-FGA	FT-FTA	OFF-DEF-TOT	A	TO	BLK	STL	PTS
Virginia Intermont	11-12-10	27	7-11	0-1	4-4	10-7-17	1	1	0	1	18
Notre Dame	11-14-10	33	5-11	0-0	0-0	5-7-12	2	3	0	3	10
UNC Wilmington	11-16-10	33	6-11	0-0	2-3	4-3-7	1	3	0	3	14
Southern Virginia	11-18-10	22	5-8	0-0	1-2	4-5-9	3	0	0	0	11
Texas Tech	11-21-10	36	5-13	0-0	0-0	5-9-14	2	6	1	1	10
USF	11-23-10	30	2-7	0-0	3-4	1-3-4	2	2	1	3	7
Mississippi Valley St.	11-26-10	30	2-6	0-0	3-5	3-6-9	1	2	0	2	7
Chicago St.	11-27-10	40	7-12	0-0	2-6	7-8-15	0	2	1	0	16
Presbyterian College	12-02-10	35	9-15	0-0	5-6	5-8-13	2	3	0	1	23
Winthrop	12-04-10	28	5-10	0-0	0-0	4-4-8	0	3	0	0	10
George Mason	12-11-10	31	3-9	0-0	1-2	3-4-7	2	2	0	1	7
William & Mary	12-18-10	33	5-11	0-0	4-6	2-10-12	2	2	0	4	14
Hampton	12-22-10	34	3-8	0-0	1-2	3-8-11	0	7	1	3	7
Union College	12-28-10	14	3-5	0-0	2-4	2-5-7	1	1	0	1	8
Gardner-Webb	12-31-10	25	4-5	0-0	0-0	1-4-5	0	5	1	1	8
UNC Asheville	01-02-11	33	3-5	0-0	2-2	3-4-7	0	5	0	1	8
Charleston Southern	01-06-11	32	6-12	0-0	1-2	7-5-12	2	5	0	5	13
Coastal Carolina	01-08-11	38	6-12	0-0	1-2	4-9-13	0	3	0	2	13
High Point	01-13-11	37	7-12	0-0	0-0	2-8-10	1	5	0	2	14
Radford	01-15-11	21	5-6	0-0	1-3	6-8-14	2	2	0	0	11
VMI	01-20-11	35	7-10	0-0	0-0	2-7-9	4	4	0	4	14
UNC Asheville	01-27-11	41	6-13	0-0	1-3	5-7-12	1	3	0	3	13
Gardner-Webb	01-29-11	29	4-8	0-0	1-2	8-8-16	1	2	1	0	9
Coastal Carolina	02-03-11	32	3-9	0-0	0-0	3-8-11	1	5	0	1	6
Charleston Southern	02-05-11	36	8-16	0-0	0-2	5-5-10	1	4	0	1	16
Radford	02-10-11	32	5-7	0-0	1-2	4-9-13	2	5	1	3	11
High Point	02-12-11	32	2-3	0-0	1-2	2-7-9	1	3	0	2	5
VMI	02-15-11	37	10-17	0-0	2-3	7-9-16	1	3	0	2	22
Iona	02-19-11	37	4-8	0-0	1-7	4-8-12	3	2	1	3	9
Winthrop	02-24-11	30	4-7	0-0	0-0	2-8-10	1	2	0	1	8
Presbyterian College	02-26-11	31	4-9	0-0	5-6	3-4-7	1	2	0	1	13
High Point	03-01-11	37	4-6	0-0	0-0	3-10-13	2	0	1	2	8

Career Stats

Season	GP	GS	Min	Avg	FG	FGA	Pct	3FG	3FGA	Pct	FT	FTA	Pct	ORB	DRB	TOT	Avg	Asst	TO	Blk	Stl	Pts	Avg
2010-11	32	32	1021	31.9	159	302	.526	0	1	.000	45	80	.563	129	215	344	10.8	43	97	9	57	363	11.3

2011-12 Season Notes/Highlights



21

Joel Vander Pol

6-10, 225, R-So., C

Fort Meyers, Fla.

Evangelical Christian

Career Highs

Points - 20
vs. Campbell (12-1-11)
FG Made - 7
vs. Hampton (12-22-10)
FG Attempts - 9
vs. Campbell (12-1-11)
FT Made - 10
vs. Campbell (12-1-11)
FT Attempts - 13
vs. Campbell (12-1-11)
Rebounds - 9
vs. Campbell (12-1-11)
Assists - 2
vs. Virginia Intermont (11-12-10)
Steals - 2
vs. Campbell (12-1-11)
Blocks - 3
vs. Union College (12-28-10)

Season Highs

Points - 20
vs. Campbell (12-1-11)
FG Made - 5
vs. Campbell (12-1-11)
FG Attempts - 9
vs. Campbell (12-1-11)
FT Made - 10
vs. Campbell (12-1-11)
FT Attempts - 13
vs. Campbell (12-1-11)
Rebounds - 9
vs. Campbell (12-1-11)
Assists - 1
vs. Gardner-Webb (2-2-12)
Steals - 2
vs. Campbell (12-1-11)
Blocks - 2 (Four times)
Most recently, vs. UNC Asheville (2-4-12)

- One of three Flames to post 20 points in a game this season.

- Had a break out game at Campbell (Dec. 1), recording setting career highs in points (20), rebounds (9), steals (2), field goals made (7) and free throws made (10). Vander Pol's 10 made free throws is the most by a Flames this season.

2011 (R-Fr.): Appeared in 31 contests, starting 16 ... averaged 4.1 points and 3.2 rebounds per game ... third on the team in blocked shots with 21 ... chipped in nine points and three rebounds in a 71-62 victory over William & Mary (12/18) ... finished with a career-high 14 points, while adding six points and two blocks at Hampton (12/22) ... posted eight points and six rebounds versus Gardner-Webb (1/29) ... garnered 10 points and a career-high seven boards in a 70-69 win at Charleston Southern (2/5).

2011-12 Game-by-Game

Opponent	Date	gs	min	Total		3-Pointers		Free throws		Rebounds				pf	a	t/o	blk	stl	pts	avg	
				fg-fga	pct	3fg-fga	pct	ft-fa	pct	off	def	tot	avg								
at Texas A&M	11-09-11	*	18	0-2	.000	0-0	.000	0-0	.000	1	4	5	5.0	4	0	2	0	1	0	0.0	
RANDOLPH COLLEGE	11-11-11	*	16	1-3	.333	0-0	.000	0-2	.000	2	3	5	5.0	1	0	1	1	0	2	1.0	
at William & Mary	11-14-11	*	18	2-4	.500	0-0	.000	4-6	.667	2	0	2	4.0	3	0	2	0	0	8	3.3	
EASTERN KENTUCKY	11-18-11	*	21	2-4	.500	0-0	.000	0-1	.000	0	2	2	3.5	1	0	0	0	1	4	3.5	
LEHIGH	11-19-11		11	1-2	.500	0-0	.000	2-2	1.000	0	0	0	2.8	2	0	1	0	0	4	3.6	
WILLIAM & MARY	11-20-11		8	1-1	1.000	0-0	.000	0-1	.000	1	1	2	2.7	2	0	3	0	0	2	3.3	
at Georgia State	11-26-11		8	2-3	.667	0-0	.000	1-1	1.000	1	3	4	2.9	1	0	0	1	1	5	3.6	
at Campbell	12-01-11	*	22	5-9	.556	0-0	.000	10-13	.769	4	5	9	3.6	4	0	1	2	2	20	5.6	
at Coastal Carolina	12-03-11	*	22	0-2	.000	0-0	.000	2-6	.333	1	4	5	3.8	4	0	3	1	0	2	5.2	
UNC WILMINGTON	12-06-11	*	19	0-0	.000	0-0	.000	1-4	.250	1	0	1	3.5	4	0	1	2	0	1	4.8	
at RICHMOND	12-28-11		6	0-0	.000	0-0	.000	0-0	.000	0	0	0	3.2	0	0	0	0	0	0	4.4	
vs Charleston Southern	12-31-11		10	0-0	.000	0-0	.000	4-4	1.000	0	2	2	3.1	3	0	1	0	0	4	4.3	
PRESBYTERIAN COLLEGE	01-02-12		20	3-4	.750	0-0	.000	0-1	.000	2	3	5	3.2	1	0	0	1	0	6	4.5	
at UNC Asheville	01-07-12		9	2-3	.667	0-0	.000	2-3	.667	2	1	3	3.2	2	0	1	0	0	6	4.6	
at VMI	01-10-12		14	3-4	.750	0-0	.000	2-2	1.000	1	1	2	3.1	1	0	0	0	0	8	4.8	
RADFORD	01-12-12		17	2-4	.500	0-0	.000	6-8	.750	4	3	7	3.4	5	0	0	0	0	10	5.1	
WINTHROP	01-14-12		22	1-2	.500	0-0	.000	0-0	.000	0	5	5	3.5	4	0	1	2	0	2	4.9	
at High Point	01-21-12		14	1-2	.500	0-0	.000	0-0	.000	0	0	0	3.3	3	0	1	0	0	2	4.8	
at Winthrop	01-26-12		17	2-4	.500	0-0	.000	2-3	.667	2	2	4	3.3	3	0	0	1	0	6	4.8	
at Radford	01-28-12		16	2-4	.500	0-0	.000	3-4	.750	2	3	5	3.4	2	0	1	1	0	7	5.0	
GARDNER-WEBB	02-02-12		18	1-2	.500	0-0	.000	1-2	.500	0	5	5	3.5	0	1	0	1	0	3	4.9	
UNC ASHEVILLE	02-04-12		12	1-3	.333	0-0	.000	0-0	.000	0	2	2	3.4	0	0	0	2	0	2	4.7	
Totals			7	338	32-62	.516	0-0	.000	40-63	.635	26	49	75	3.4	50	1	19	15	5	104	4.7

Career Stats

Season	gp-gs	min/avg	Total		3-Point		F-Throws		Rebounds				Scoring							
			fg-fga	pct	fg-fga	pct	ft-fa	pct	off	def	tot	avg	pf	fo	ast	to	blk	stl	pts	avg
2010-11	31-16	463/14.9	44-83	.530	0-0	.000	38-65	.585	39	60	99	3.2	71	1	5	25	21	5	126	4.1
2011-12	22-7	338/15.4	32-62	.516	0-0	.000	40-63	.635	26	49	75	3.4	50	1	1	19	15	5	104	4.7
TOTAL	53-23	801/15.1	76-145	.524	0-0	.000	78-128	.609	65	109	174	3.3	121	2	6	44	36	10	230	4.3



2011-12 Season Notes/Highlights

- Has posted double scoring figures in 15 games this season.
- Leads the team in steals with 31 and has three thefts in a game on three occasions.
- Finished with a season-high 18 points in an 81-58 victory against Randolph College (Nov. 11).
- Led the Flames with 16 points, while adding a season-high six rebounds at Georgia State (Nov. 26).
- Put up 17 points in a 78-60 win against Virginia Intermont (Dec. 10).

22
Tavares Speaks
6-4, 185, Jr., G
Raleigh, N.C.
Green Hope
(Cape Fear CC)

Season Highs

Points - 18
 vs. Randolph (11-11-11)
FG Made - 7 (Six times)
 Most recently, vs. Virginia Intermont
 (12-10-11)
FG Attempts - 16
 vs. Georgia St. (11-26-11)
3 FG Made - 1 (Two times)
 Most recently, vs. G.-Webb (2-2-12)
3FG Attempts - 3
 Gardner-Webb (2-2-12)
FT Made - 5 (Two times)
 Most recently, vs. High Point (1-21-12)
FT Attempts - 8
 vs. Lehigh (11-19-11)
Rebounds - 7 (Two times)
 Most recently, vs. VMI (1-10-12)
Assists - 3
 vs. Hampton (12-17-11)
Steals - 3 (Three times)
 Most recently, vs. Hampton (12-17-11)
Blocks - 1 (Three times)
 Most recently, vs. UNC Asheville (2-4-12)

Previous School: Two-year letterwinner at Cape Fear Community College ... coached by former Liberty guard and captain Ryan Mantlo (2003-04) ... two-time all-conference honoree ... first team all-region ... regional player of the year ... JUCO All-America first team member ... two-time regular season champion with the Sea Devils... led Cape Fear to an eighth place finish at the JUCO national tournament.

Prep: Three-year letterwinner at Green Hope ... all-freshman team honoree ... helped team reach the third round of the state tournament during his junior season ... first team all-triangle and all-conference member ... led team to independent prep state championship his final season ... all-tournament team member ... named championship MVP.

2011-12 Game-by-Game

Opponent	Date	gs	min	Total		3-Pointers		Free throws		Rebounds					pts	avg					
				fg-fga	pct	3fg-fga	pct	ft-fa	pct	off	def	tot	avg	pf			a	t/o	blk	stl	
at Texas A&M	11-09-11		26	3-8	.375	0-1	.000	0-0	.000	0	2	2	2.0	3	0	0	0	0	6	6.0	
RANDOLPH COLLEGE	11-11-11		19	7-9	.778	0-0	.000	4-6	.667	0	2	2	2.0	3	1	0	1	2	18	12.0	
at William & Mary	11-14-11		24	3-6	.500	0-0	.000	0-0	.000	0	0	0	1.3	3	0	2	0	2	6	10.0	
EASTERN KENTUCKY	11-18-11		30	7-14	.500	0-1	.000	0-0	.000	1	2	3	1.8	1	0	1	0	1	14	11.0	
LEHIGH	11-19-11	*	29	3-10	.300	0-1	.000	5-8	.625	2	2	4	2.2	4	1	0	0	3	11	11.0	
WILLIAM & MARY	11-20-11	*	36	5-12	.417	0-0	.000	3-4	.750	0	2	2	2.2	2	0	1	0	2	13	11.3	
at Georgia State	11-26-11	*	32	7-16	.438	0-0	.000	2-3	.667	3	3	6	2.7	2	1	2	0	2	16	12.0	
at Campbell	12-01-11	*	28	3-7	.429	0-0	.000	1-2	.500	0	0	0	2.4	5	1	2	0	0	7	11.4	
at Coastal Carolina	12-03-11	*	33	7-11	.636	0-0	.000	1-2	.500	0	3	3	2.4	1	0	2	0	0	15	11.8	
UNC WILMINGTON	12-06-11	*	33	7-14	.500	1-2	.500	1-1	1.000	0	2	2	2.4	3	1	3	0	3	16	12.2	
VIRGINIA INTERMONT	12-10-11	*	26	7-10	.700	0-0	.000	3-3	1.000	0	3	3	2.5	3	0	2	0	2	17	12.6	
HAMPTON	12-17-11	*	33	4-13	.308	0-0	.000	4-4	1.000	2	1	3	2.5	2	3	1	1	3	12	12.6	
MONTREAT	12-20-11	*	21	5-8	.625	0-0	.000	0-0	.000	1	6	7	2.8	2	0	1	0	2	10	12.4	
at RICHMOND	12-28-11	*	29	4-6	.667	0-0	.000	0-0	.000	1	2	3	2.9	2	1	4	0	0	8	12.1	
vs Charleston Southern	12-31-11	*	29	5-13	.385	0-0	.000	0-0	.000	1	4	5	3.0	4	1	2	0	0	10	11.9	
PRESBYTERIAN COLLEG	01-02-12	*	36	5-9	.556	0-0	.000	2-2	1.000	0	1	1	2.9	1	2	0	0	2	12	11.9	
at UNC Asheville	01-07-12		21	6-9	.667	0-0	.000	0-0	.000	2	1	3	2.9	0	0	2	0	1	12	11.9	
at VMI	01-10-12	*	34	4-12	.333	0-0	.000	0-0	.000	1	6	7	3.1	3	0	3	0	1	8	11.7	
RADFORD	01-12-12	*	33	3-10	.300	0-0	.000	0-0	.000	0	6	6	3.3	2	0	4	0	0	6	11.4	
WINTHROP	01-14-12	*	39	3-10	.300	0-2	.000	1-2	.500	2	3	5	3.4	4	0	4	0	0	7	11.2	
at High Point	01-21-12	*	24	3-6	.500	0-1	.000	5-6	.833	0	1	1	3.2	4	0	2	0	1	11	11.2	
at Winthrop	01-26-12	*	32	3-8	.375	0-2	.000	2-2	1.000	1	2	3	3.2	2	0	1	0	2	8	11.0	
at Radford	01-28-12	*	33	3-12	.250	0-2	.000	4-4	1.000	1	5	6	3.3	1	1	1	0	0	10	11.0	
GARDNER-WEBB	02-02-12	*	35	4-10	.400	1-3	.333	0-0	.000	1	2	3	3.3	2	0	3	0	1	9	10.9	
UNC ASHEVILLE	02-04-12	*	37	2-7	.286	0-0	.000	0-0	.000	1	1	2	3.3	3	1	1	1	1	4	10.6	
Totals			20	752	113-250	.452	2-15	.133	38-49	.776	20	62	82	3.3	62	14	44	3	31	266	10.6

Career Stats

Season	gp-gs	min/avg	Total		3-Point		F-Throws		Rebounds				Scoring							
			fg-fga	pct	fg-fga	pct	ft-fa	pct	off	def	tot	avg	pf	fo	ast	to	blk	stl	pts	avg
2011-12	25-20	752/30.1	113-250	.452	2-15	.133	38-49	.776	20	62	82	3.3	62	1	14	44	3	31	266	10.6
TOTAL	25-20	752/30.1	113-250	.452	2-15	.133	38-49	.776	20	62	82	3.3	62	1	14	44	3	31	266	10.6

2011-12 Season Notes/Highlights



24

Antwan Burrus
6-6, 235, Junior F
Winterville, N.C.
South Central

Career Highs

Points - 20
vs. VMI (01-28-10)
FG Made - 8
vs. Virginia Intermont (12-10-11)
FG Attempts - 14
vs. Coastal Carolina (12-3-11)
3FG Attempts - 1
vs. UCF (12-29-09)
FT Made - 8 (Three times)
Most recently, vs. Gardner-Webb (12-31-10)
FT Attempts -13
vs. Gardner-Webb (12-31-10)
Rebounds - 13
vs. VMI (01-28-10)
Assists - 6
vs. VMI (01-28-10)
Steals - 2 (Seven times)
Most recently, vs. High Point (1-21-12)
Blocks - 5
vs. Radford (01-15-11)

Season Highs

Points - 19
vs. Virginia Intermont (12-10-11)
FG Made - 8
vs. Virginia Intermont (12-10-11)
FG Attempts - 14
vs. Coastal Carolina (12-3-11)
FT Made - 5 (Two times)
Most recently, vs. Radford (1-28-12)
FT Attempts - 6
vs. UNC Asheville (1-7-12)
Rebounds - 11
vs. Lehigh (11-19-11)
Assists - 4
vs. VMI (1-10-12)
Steals - 2 (Four times)
Most recently, vs. High Point (1-21-12)
Blocks - 4
vs. UNC Asheville (2-4-12)

- One of Liberty's Top 40 scorers with 671 career tallies.
- Has three double-doubles on the season.
- Posted double scoring figures in 16 games this year.
- Had a streak of five-straight games with double scoring figures from games played Dec. 10-31.
- Paced the Flames with 19 points in a 78-60 win over Virginia Intermont, garnering a career-high eight made field goals.
- Dropped 14 points in Liberty's 75-72 win at William & Mary (Nov. 14).

2011-12 Game-by-Game

Opponent	Date	gs	min	Total		3-Pointers		Free throws		Rebounds							pts	avg			
				fg-fga	pct	3fg-fga	pct	ft-fa	pct	off	def	tot	avg	pf	a	t/o			blk	stl	
at Texas A&M	11-09-11	*	30	4-8	.500	0-0	.000	2-2	1.000	1	2	3	3.0	4	1	1	0	2	10	10.0	
RANDOLPH COLLEGE	11-11-11	*	16	5-5	1.000	0-0	.000	0-0	.000	1	3	4	3.5	3	0	1	2	0	10	10.0	
at William & Mary	11-14-11	*	33	7-11	.636	0-0	.000	0-1	.000	3	3	6	4.3	2	1	0	0	1	14	11.3	
EASTERN KENTUCKY	11-18-11	*	27	2-4	.500	0-0	.000	3-4	.750	2	4	6	4.8	2	0	5	1	0	7	10.3	
LEHIGH	11-19-11	*	31	4-8	.500	0-0	.000	2-3	.667	3	8	11	6.0	4	0	0	1	0	10	10.2	
WILLIAM & MARY	11-20-11	*	32	4-8	.500	0-0	.000	2-2	1.000	2	5	7	6.2	3	2	3	2	0	10	10.2	
at Georgia State	11-26-11	*	31	2-6	.333	0-0	.000	0-0	.000	0	0	0	5.3	2	0	1	2	1	4	9.3	
at Campbell	12-01-11		22	2-9	.222	0-0	.000	2-2	1.000	4	3	7	5.5	4	1	0	0	0	6	8.9	
at Coastal Carolina	12-03-11	*	32	6-14	.429	0-0	.000	0-0	.000	6	4	10	6.0	2	0	1	0	0	12	9.2	
UNC WILMINGTON	12-06-11	*	27	4-7	.571	0-0	.000	0-2	.000	2	4	6	6.0	2	0	1	2	0	8	9.1	
VIRGINIA INTERMONT	12-10-11	*	32	8-12	.667	0-0	.000	3-4	.750	5	5	10	6.4	2	2	2	1	0	19	10.0	
HAMPTON	12-17-11	*	34	5-7	.714	0-0	.000	2-2	1.000	1	4	5	6.3	3	1	1	2	1	12	10.2	
MONTREAT	12-20-11	*	25	6-9	.667	0-0	.000	2-4	.500	4	4	8	6.4	3	1	1	1	2	14	10.5	
at RICHMOND	12-28-11	*	34	5-8	.625	0-0	.000	3-4	.750	3	5	8	6.5	3	1	4	0	0	13	10.6	
vs Charleston Southern	12-31-11	*	30	5-9	.556	0-0	.000	3-3	1.000	4	3	7	6.5	0	0	0	1	1	13	10.8	
PRESBYTERIAN COLLEGE	01-02-12	*	26	4-7	.571	0-0	.000	0-1	.000	1	2	3	6.3	4	1	1	0	0	8	10.6	
at UNC Asheville	01-07-12	*	31	2-9	.222	0-0	.000	5-6	.833	2	5	7	6.4	3	1	2	0	1	9	10.5	
at VMI	01-10-12	*	21	5-10	.500	0-0	.000	0-0	.000	3	6	9	6.5	0	4	1	0	0	10	10.5	
RADFORD	01-12-12	*	19	2-5	.400	0-0	.000	1-1	1.000	1	5	6	6.5	5	0	3	2	0	5	10.2	
WINTHROP	01-14-12	*	41	6-11	.545	0-0	.000	0-0	.000	3	3	6	6.5	1	0	2	1	2	12	10.3	
at High Point	01-21-12	*	35	6-12	.500	0-0	.000	3-4	.750	2	4	6	6.4	1	0	2	3	2	15	10.5	
at Winthrop	01-26-12	*	37	6-10	.600	0-0	.000	1-2	.500	2	3	5	6.4	2	1	2	1	0	13	10.6	
at Radford	01-28-12	*	31	5-10	.500	0-0	.000	5-5	1.000	2	4	6	6.3	4	0	3	0	0	15	10.8	
GARDNER-WEBB	02-02-12	*	29	2-8	.250	0-0	.000	1-2	.500	2	2	4	6.3	4	0	3	0	0	5	10.6	
UNC ASHEVILLE	02-04-12	*	32	3-8	.375	0-0	.000	2-4	.500	3	7	10	6.4	1	0	1	4	0	8	10.5	
Totals			24	738	110-215	.512	0-0	.000	42-58	.724	62	98	160	6.4	64	17	41	26	13	262	10.5

Career Stats

Season	gp-gs	min/avg	Total		3-Point		F-Throws		Rebounds				Scoring							
			fg-fga	pct	fg-fga	pct	ft-fa	pct	off	def	tot	avg	pf	fo	ast	to	blk	stl	pts	avg
2009-10	29-16	498/17.2	81-156	.519	0-1	.000	40-52	.769	48	71	119	4.1	64	2	15	34	28	6	202	7.0
2010-11	32-14	704/22.0	79-165	.479	0-0	.000	49-72	.681	72	61	133	4.2	70	4	11	42	40	11	207	6.5
2011-12	25-24	738/29.5	110-215	.512	0-0	.000	42-58	.724	62	98	160	6.4	64	1	17	41	26	13	262	10.5
TOTAL	86-54	1940/22.6	270-536	.504	0-1	.000	131-182	.720	182	230	412	4.8	198	7	43	117	94	30	671	7.8

2011-12 Season Notes/Highlights



25

Jesse Sanders
6-3, 200, Senior G
Sugar Land, Texas
Homeschooled (HCYA)

Career Highs

Points - 25
vs. Winthrop (03-02-10)
FG Made - 8
vs. Winthrop (03-02-10)
FG Attempts - 18
vs. Winthrop (03-02-10)
3FG Made - 2 (Nine times)
Most recently, vs. Winthrop (1-14-12)
3FG Attempts - 6 (Two times)
Most recently, vs. UNC Asheville (1-7-12)
FT Made - 13 (Two times)
Most recently vs. Radford (1-12-12)
FT Attempts - 15 (Two times)
Most recently vs. Radford (1-12-12)
Rebounds - 15
vs. VMI (01-28-10)
Assists - 16
vs. Montreat (12-20-11)
Steals - 4 (Four times)
Most recently, vs. UNC Asheville (02-11-10)
Blocks - 2 (Two times)
Most recently, vs. Presbyterian (02-09-09)

Season Highs

Points - 22
vs. Hampton (12-17-11)
FG Made - 7
vs. Eastern Kentucky (11-18-11)
FG Attempts - 12
vs. Eastern Kentucky (11-18-11)
3FG Made - 2 (Three times)
Most recently, vs. Winthrop (1-14-12)
3FG Attempts - 6
vs. UNC Asheville (1-7-12)
FT Made - 13
vs. Radford (1-12-12)
FT Attempts - 15
vs. Radford (1-12-12)
Rebounds - 13
vs. UNC Wilmington (12-18-11)
Assists - 16
vs. Montreat (12-20-11)
Steals - 3 (Four times)
Most recently, vs. High Point (1-21-12)
Blocks - 1
vs. Virginia Intermont (12-10-11)

- Recently picked up his fourth career-triple double on Jan. 21, finishing with 14 points, 10 rebounds and 13 assists. With the accomplishment, Sanders became the first player in Division I history to record a triple-double in all four of his collegiate seasons.

- Holds both the Big South and Liberty record for career assists with 672. Sanders posted 10 assists at UNC Asheville on Jan. 7, surpassing former Radford point guard Amir Johnson for the most assists in Big South history. Needing just seven assists last Thursday at Winthrop to surpass Karl Hess' mark of 648 set in 1980, Sanders posted the magic number in the first half to set a new Liberty record.

- Finished with eight points at Richmond on Dec. 28, becoming the 22nd member of Liberty's 1,000 Point Club. Currently sits at 18th on Liberty's all-time scoring list with 1,138 points.

- Garnered 16 assists in Liberty's game against Montreat on Dec. 20, setting a new Vines Center single-game assist record, surpassing the previous mark of 15 held by TeeJay Bannister.

- Currently ranked third in the nation in assists with 8.0 per game.

- Fifth all-time on Liberty's career rebound list with 763 boards

- Sanders is currently the only player in school and Big South history with at least 1,000 points, 700 rebounds and 600 assists. He is also the only player in school and Big South history to have four career triple doubles.

Opponent	Date	gs	min	Total		3-Pointers		Free throws		Rebounds				pf	a	t/o	blk	stl	pts	avg	
				fg-fga	pct	3fg-fga	pct	ft-fa	pct	off	def	tot	avg								
at Texas A&M	11-09-11		26	6-15	.400	3-10	.300	3-3	1.000	1	1	2	2.0	1	3	0	0	0	18	18.0	
RANDOLPH COLLEGE	11-11-11	*	24	6-9	.667	4-6	.667	1-2	.500	0	4	4	3.0	2	2	0	3	17	17.5		
at William & Mary	11-14-11	*	30	5-13	.385	2-8	.250	0-0	.000	1	1	2	2.7	2	2	0	1	12	15.7		
EASTERN KENTUCKY	11-18-11	*	26	0-5	.000	0-3	.000	0-0	.000	1	4	5	3.3	1	2	1	0	0	11.8		
LEHIGH	11-19-11	*	27	8-13	.615	2-6	.333	0-0	.000	1	0	1	2.8	3	3	4	0	18	13.0		
WILLIAM & MARY	11-20-11	*	33	4-11	.364	2-6	.333	2-4	.500	0	5	5	3.2	3	3	0	0	12	12.8		
at Georgia State	11-26-11		27	2-7	.286	0-3	.000	1-2	.500	1	1	2	3.0	1	1	1	0	5	11.7		
at Campbell	12-01-11	*	23	6-14	.429	1-6	.167	1-1	1.000	0	0	0	2.6	4	2	2	0	14	12.0		
at Coastal Carolina	12-03-11		24	2-6	.333	1-4	.250	0-0	.000	0	0	0	2.3	3	0	1	0	5	11.2		
UNC WILMINGTON	12-06-11		21	3-12	.250	0-4	.000	2-4	.500	0	4	4	2.5	1	3	2	0	8	10.9		
VIRGINIA INTERMONT	12-10-11	*	26	6-15	.400	1-6	.167	2-6	.333	1	3	4	2.6	1	3	2	1	4	15.1		
HAMPTON	12-17-11	*	23	4-8	.500	2-6	.333	4-4	1.000	0	8	8	3.1	2	3	3	0	14	11.5		
MONTREAT	12-20-11	*	22	6-12	.500	3-7	.429	5-5	1.000	1	1	2	3.0	0	2	2	0	1	20	12.2	
at RICHMOND	12-28-11	*	24	3-8	.375	0-2	.000	2-2	1.000	0	3	3	3.0	3	1	2	0	8	11.9		
vs Charleston Southern	12-31-11	*	25	4-12	.333	2-8	.250	1-2	.500	0	3	3	3.0	5	2	5	0	1	11	11.8	
PRESBYTERIAN COLLEGE	01-02-12	*	32	2-5	.400	1-2	.500	0-0	.000	1	1	2	2.9	0	1	1	0	5	11.4		
at UNC Asheville	01-07-12	*	28	6-7	.857	4-5	.800	2-2	1.000	1	0	1	2.8	4	1	2	0	18	11.8		
at VMI	01-10-12		20	3-7	.429	1-4	.250	2-2	1.000	1	1	2	2.8	2	0	2	0	9	11.6		
RADFORD	01-12-12		29	3-6	.500	1-2	.500	2-2	1.000	0	3	3	2.8	3	0	1	0	9	11.5		
WINTHROP	01-14-12		32	6-11	.545	3-7	.429	3-4	.750	0	1	1	2.7	3	2	2	0	1	18	11.8	
at High Point	01-21-12		25	4-8	.500	2-4	.500	5-7	.714	0	4	4	2.8	3	1	0	0	2	15	12.0	
at Winthrop	01-26-12		23	4-8	.500	2-4	.500	0-0	.000	1	2	3	2.8	1	0	1	0	10	11.9		
at Radford	01-28-12		32	2-7	.286	1-4	.250	4-6	.667	0	6	6	2.9	4	1	0	0	1	9	11.7	
GARDNER-WEBB	02-02-12		30	4-8	.500	4-7	.571	0-1	.000	0	1	1	2.8	2	1	1	0	1	12	11.8	
UNC ASHEVILLE	02-04-12		29	5-11	.455	4-7	.571	1-3	.333	0	3	3	2.8	4	1	1	0	1	15	11.9	
Totals			13	661	104-238	.437	46-131	.351	43-62	.694	11	60	71	2.8	58	40	40	1	16	297	11.9

Career Stats

Season	gp-gs	min/avg	Total		3-Point		F-Throws		Rebounds				Scoring							
			fg-fga	pct	fg-fga	pct	ft-fa	pct	off	def	tot	avg	pf	fo	ast	to	blk	stl	pts	avg
2008-09	32-30	977/30.5	76-148	.514	7-31	.226	63-83	.759	72	95	167	5.2	76	2	137	57	6	38	222	6.9
2009-10	31-31	1000/32.3	80-184	.435	13-40	.325	79-117	.675	59	149	208	6.7	75	1	152	101	3	42	252	8.1
2010-11	32-31	1043/32.6	110-257	.428	15-56	.268	127-168	.756	74	117	191	6.0	83	2	183	96	5	37	362	11.3
2011-12	25-25	870/34.8	87-188	.463	13-34	.382	115-147	.782	68	129	197	7.9	53	0	200	67	1	27	302	12.1
TOTAL	120-117	3890/32.4	353-777	.454	48-161	.298	384-515	.746	273	490	763	6.4	287	5	672	321	15	144	1138	9.5

2011-12 Season Notes/Highlights



31

Stephen Baird
6-8, 220, R-Fr., F
San Antonio, Texas
Home School

Season Highs

Points - 9
vs. Virginia Intermont (12-10-11)
FG Made - 4
vs. Virginia Intermont (12-10-11)
FG Attempts - 6
vs. Virginia Intermont (12-10-11)
3FG made - 2
vs. Montreat (12-20-11)
3FG Attempts - 3
vs. Randolph (11-11-11)
FT Made - 2
vs. Georgia St. (11-26-11)
FT Attempts - 4
vs. Georgia St. (11-26-11)
Rebounds - 4 (Two times)
Most recently, vs. Montreat (12-20-11)
Assists - 1 (Two times)
Most recently, vs. Georgia St. (11-26-11)
Steals - 3
vs. Virginia Intermont (12-10-11)
Blocks - 1 (Three times)
Most recently, vs. Virginia Intermont (12-10-11)

- Posted eight points on 3-of-3 shooting, including 2-of-2 from behind the three-point arc against Montreat.

- Received first collegiate start against Virginia Intermont (Dec.10), recording a season-high nine points and four rebounds in 28 minutes.

- Tallied five points in games against Randolph College and Lehigh.


2011-12 Game-by-Game

Opponent	Date	gs	min	Total		3-Pointers		Free throws		Rebounds				pf	a	t/o	blk	stl	pts	avg	
				fg-fga	pct	3fg-fga	pct	ft-fa	pct	off	def	tot	avg								
at Texas A&M	11-09-11		5	0-3	.000	0-1	.000	0-0	.000	0	0	0	0.0	2	0	0	0	0	0	0.0	
RANDOLPH COLLEGE	11-11-11		13	2-5	.400	0-3	.000	1-2	.500	1	1	2	1.0	3	1	1	1	1	5	2.5	
LEHIGH	11-19-11		7	2-3	.667	0-0	.000	1-2	.500	1	0	1	1.0	1	0	0	1	0	5	3.3	
WILLIAM & MARY	11-20-11		2	0-1	.000	0-0	.000	0-0	.000	0	1	1	1.0	1	0	0	0	0	0	2.5	
at Georgia State	11-26-11		8	0-2	.000	0-1	.000	2-4	.500	0	2	2	1.2	1	1	2	0	0	2	2.4	
at Campbell	12-01-11		8	1-1	1.000	0-0	.000	1-2	.500	0	0	0	1.0	0	0	0	0	0	3	2.5	
at Coastal Carolina	12-03-11		2	1-1	1.000	0-0	.000	0-0	.000	1	0	1	1.0	0	0	0	0	0	2	2.4	
UNC WILMINGTON	12-06-11		6	0-1	.000	0-1	.000	0-0	.000	0	0	0	0.9	0	0	0	0	0	0	2.1	
VIRGINIA INTERMONT	12-10-11	*	28	4-6	.667	0-1	.000	1-2	.500	1	3	4	1.2	3	0	1	1	3	9	2.9	
HAMPTON	12-17-11	*	19	0-5	.000	0-0	.000	0-0	.000	1	2	3	1.4	2	0	1	0	0	0	2.6	
MONTREAT	12-20-11	*	17	3-3	1.000	2-2	1.000	0-2	.000	2	2	4	1.6	1	0	2	0	0	8	3.1	
at RICHMOND	12-28-11		1	0-0	.000	0-0	.000	0-0	.000	0	0	0	1.5	1	0	0	0	0	0	2.8	
vs Charleston Southern	12-31-11		5	0-0	.000	0-0	.000	0-0	.000	0	0	0	1.4	0	0	0	0	0	0	2.6	
at UNC Asheville	01-07-12		3	1-1	1.000	1-1	1.000	0-0	.000	0	0	0	1.3	0	0	0	0	0	3	2.6	
at VMI	01-10-12		1	1-1	1.000	1-1	1.000	0-0	.000	0	0	0	1.2	0	0	0	0	0	3	2.7	
WINTHROP	01-14-12		3	0-0	.000	0-0	.000	0-0	.000	0	0	0	1.1	0	0	0	0	0	0	2.5	
Totals			3	128	15-33	.455	4-11	.364	6-14	.429	7	11	18	1.1	15	2	7	3	4	40	2.5

Career Stats

Season	gp-gs	min/avg	Total		3-Point		F-Throws		Rebounds				Scoring							
			fg-fga	pct	fg-fga	pct	ft-fa	pct	off	def	tot	avg	pf	fo	ast	to	blk	stl	pts	avg
2011-12	16-3	128/8.0	15-33	.455	4-11	.364	6-14	.429	7	11	18	1.1	15	0	2	7	3	4	40	2.5
TOTAL	16-3	128/8.0	15-33	.455	4-11	.364	6-14	.429	7	11	18	1.1	15	0	2	7	3	4	40	2.5

2011-12 Season Notes/Highlights



33

John Caleb Sanders

*6-0, 175, Sophomore G
Sugar Land, Texas
Homeschool (HCYA)*

Career Highs

Points - 20
vs. Montreat (12-20-11)
FG Made - 8
vs. Lehigh (11-19-11)
FG Attempts - 15 (Two times)
Most recently, vs. Virginia Intermont (12-10-11)
3FG Made - 4 (Six times)
Most recently, vs. UNC Asheville (2-4-12)
3FG Attempts - 10
vs. No. 19 Texas A&M (11-09-11)
FT Made - 5 (Two times)
Most recently, vs. High Point (1-21-12)
FT Attempts - 7
vs. High Point (1-21-12)
Rebounds - 8
vs. Hampton (12-17-11)
Assists - 3 (Seven times)
Most recently, vs. Hampton (12-17-11)
Steals - 4
vs. Virginia Intermont (12-10-11)
Blocks - 1
vs. Virginia Intermont (12-10-11)

Season Highs

Points - 20
vs. Montreat (12-20-11)
FG Made - 8
vs. Lehigh (11-19-11)
FG Attempts - 15 (Two times)
Most recently, vs. Virginia Intermont (12-10-11)
3FG Made - 4 (Four times)
Most recently, vs. UNC Asheville (2-4-12)
3FG Attempts - 10
vs. No. 19 Texas A&M (11-09-11)
FT Made - 5 (Two times)
Most recently, vs. High Point (1-21-12)
FT Attempts - 7
vs. High Point (1-21-12)
Rebounds - 8
vs. Hampton (12-17-11)
Assists - 3 (Six times)
Most recently, vs. Hampton (12-17-11)
Steals - 4
vs. Virginia Intermont (12-10-11)
Blocks - 1
vs. Virginia Intermont (12-10-11)

- Leads Flames with 46 three-pointers made, exactly half of Liberty's team total (92).
- Led Liberty with 18 points in games against UNC Asheville and Winthrop.
- Garnered a career-high 20 points against Montreat (Dec. 20).
- Has posted double scoring in 16 games this season.
- Tallied 14 points while grabbing a career-high eight rebounds against Hampton (Dec. 17).
- Recorded 15 points while nabbing a career-high four steals against Virginia Intermont. Sanders' four thefts is the most by a Flame this year.
- Posted 18 points against Lehigh on 8-for-13 shooting from the field.
- Finished with 17 points against Randolph College, knocking down four treys, the most by a Flame this season.
- Opened the season with 18 points against No. 19 Texas A&M.

2011-12 Game-by-Game

Opponent	Date	gs	min	Total		3-Pointers		Free throws		Rebounds				pf	a	t/o	blk	stl	pts	avg	
				fg-fga	pct	3fg-fga	pct	ft-fa	pct	off	def	tot	avg								
at Texas A&M	11-09-11		26	6-15	.400	3-10	.300	3-3	1.000	1	1	2	2.0	1	3	0	0	0	18	18.0	
RANDOLPH COLLEGE	11-11-11 *		24	6-9	.667	4-6	.667	1-2	.500	0	4	4	3.0	2	2	2	0	3	17	17.5	
at William & Mary	11-14-11 *		30	5-13	.385	2-8	.250	0-0	.000	1	1	2	2.7	2	2	2	0	1	12	15.7	
EASTERN KENTUCKY	11-18-11 *		26	0-5	.000	0-3	.000	0-0	.000	1	4	5	3.3	1	2	1	0	0	0	11.8	
LEHIGH	11-19-11 *		27	8-13	.615	2-6	.333	0-0	.000	1	0	1	2.8	3	3	4	0	0	18	13.0	
WILLIAM & MARY	11-20-11 *		33	4-11	.364	2-6	.333	2-4	.500	0	5	5	3.2	3	3	0	0	0	12	12.8	
at Georgia State	11-26-11		27	2-7	.286	0-3	.000	1-2	.500	1	1	2	3.0	1	1	1	0	0	5	11.7	
at Campbell	12-01-11 *		23	6-14	.429	1-6	.167	1-1	1.000	0	0	0	2.6	4	2	2	0	0	14	12.0	
at Coastal Carolina	12-03-11		24	2-6	.333	1-4	.250	0-0	.000	0	0	0	2.3	3	0	1	0	0	5	11.2	
UNC WILMINGTON	12-06-11		21	3-12	.250	0-4	.000	2-4	.500	0	4	4	2.5	1	3	2	0	0	8	10.9	
VIRGINIA INTERMONT	12-10-11 *		26	6-15	.400	1-6	.167	2-6	.333	1	3	4	2.6	1	3	2	1	4	15	11.3	
HAMPTON	12-17-11 *		23	4-8	.500	2-6	.333	4-4	1.000	0	8	8	3.1	2	3	3	0	0	14	11.5	
MONTREAT	12-20-11 *		22	6-12	.500	3-7	.429	5-5	1.000	1	1	2	3.0	0	2	2	0	1	20	12.2	
at RICHMOND	12-28-11 *		24	3-8	.375	0-2	.000	2-2	1.000	0	3	3	3.0	3	1	2	0	0	8	11.9	
vs Charleston Southern	12-31-11 *		25	4-12	.333	2-8	.250	1-2	.500	0	3	3	3.0	5	2	5	0	1	11	11.8	
PRESBYTERIAN COLLEGE	01-02-12 *		32	2-5	.400	1-2	.500	0-0	.000	1	1	2	2.9	0	1	1	0	0	5	11.4	
at UNC Asheville	01-07-12 *		28	6-7	.857	4-5	.800	2-2	1.000	1	0	1	2.8	4	1	2	0	0	18	11.8	
at VMI	01-10-12		20	3-7	.429	1-4	.250	2-2	1.000	1	1	2	2.8	2	0	2	0	0	9	11.6	
RADFORD	01-12-12		29	3-6	.500	1-2	.500	2-2	1.000	0	3	3	2.8	3	0	1	0	0	9	11.5	
WINTHROP	01-14-12		32	6-11	.545	3-7	.429	3-4	.750	0	1	1	2.7	3	2	2	0	1	18	11.8	
at High Point	01-21-12		25	4-8	.500	2-4	.500	5-7	.714	0	4	4	2.8	3	1	0	0	2	15	12.0	
at Winthrop	01-26-12		23	4-8	.500	2-4	.500	0-0	.000	1	2	3	2.8	1	0	1	0	0	10	11.9	
at Radford	01-28-12		32	2-7	.286	1-4	.250	4-6	.667	0	6	6	2.9	4	1	0	0	1	9	11.7	
GARDNER-WEBB	02-02-12		30	4-8	.500	4-7	.571	0-1	.000	0	1	1	2.8	2	1	1	0	1	12	11.8	
UNC ASHEVILLE	02-04-12		29	5-11	.455	4-7	.571	1-3	.333	0	3	3	2.8	4	1	1	0	1	15	11.9	
Totals			13	661	104-238	.437	46-131	.351	43-62	.694	11	60	71	2.8	58	40	40	1	16	297	11.9

Career Stats

Season	gp-gs	min/avg	Total		3-Point		F-Throws		Rebounds				Scoring							
			fg-fga	pct	fg-fga	pct	ft-fa	pct	off	def	tot	avg	pf	fo	ast	to	blk	stl	pts	avg
2010-11	32-0	397/12.4	44-125	.352	34-100	.340	4-12	.333	8	24	32	1.0	40	0	20	20	0	10	126	3.9
2011-12	25-13	661/26.4	104-238	.437	46-131	.351	43-62	.694	11	60	71	2.8	58	1	40	40	1	16	297	11.9
TOTAL	57-13	1058/18.6	148-363	.408	80-231	.346	47-74	.635	19	84	103	1.8	98	1	60	60	1	26	423	7.4

2011-12 Season Notes/Highlights



42

Sommy Ogukwe

6-7, 215, Freshman F

Abuja, Nigeria

Bethel Christian Academy

Career Highs

Points - 4 (Two times)

Most recently, vs. Presbyterian College
(02-26-11)

FG Made - 2 (Two times)

Most recently, vs. Presbyterian College
(02-26-11)

FG Attempts - 4

vs. Virginia Intermont (11-12-10)

FT Made - 1 (Three times)

Most recently, vs. Charleston Southern
(02-05-11)

FT Attempts - 2 (Six times)

Most recently, vs. Winthrop (02-24-11)

Rebounds - 7

vs. Virginia Intermont (11-12-10)

Assists - 1

vs. Union College (12-28-10)

Steals - 1 (Four times)

Most recently, vs. Presbyterian College
(02-26-11)

Blocks - 3 (Two times)

Most recently, vs. Winthrop
(02-24-11)

2011 (Fr.): Appeared in 30 contests for the Flames, starting in games at Notre Dame (11/14) and UNC Wilmington (11/16) ... posted three points and seven rebounds in his Liberty debut against Virginia Intermont (11/12) ... grabbed six rebounds against Southern Virginia (11/18) ... recorded four points and six rebounds in eight minutes during the Flames' 66-60 win at High Point (1/13) ... played a season-high 24 minutes at Presbyterian College (2/26), chipping in four points and four rebounds.

2010-11 Game-by-Game

OPPONENT	DATE	MIN	FG-FGA	3FG-FGA	FT-FTA	OFF-DEF-TOT	A	TO	BLK	STL	PTS
Virginia Intermont	11-12-10	18	1-4	0-0	1-2	5-2-7	0	1	0	0	3
Notre Dame	11-14-10	12	1-2	0-0	0-2	0-3-3	0	0	0	0	2
UNC Wilmington	11-16-10	7	0-0	0-0	0-0	0-0-0	0	0	0	0	0
Southern Virginia	11-18-10	17	1-3	0-0	0-0	4-2-6	0	4	2	1	2
Texas Tech	11-21-10	2	0-0	0-0	0-0	0-0-0	0	0	0	0	0
USF	11-23-10	5	0-0	0-0	0-0	0-2-2	0	0	0	0	0
Mississippi Valley St.	11-26-10	3	0-0	0-0	0-0	0-2-2	0	0	0	0	0
Chicago St.	11-27-10	5	0-0	0-0	0-0	0-1-1	0	1	1	0	0
Presbyterian College	12-02-10	3	0-1	0-0	0-0	1-1-2	0	1	0	0	0
Winthrop	12-04-10	5	0-0	0-0	0-0	0-0-0	0	0	1	0	0
George Mason	12-11-10	5	0-0	0-0	0-0	0-0-0	0	0	0	0	0
William & Mary	12-18-10	4	0-0	0-0	0-0	0-1-1	0	1	1	0	0
Hampton	12-22-10	1	0-0	0-0	0-0	0-0-0	0	0	0	0	0
Union College	12-28-10	11	1-1	0-0	1-2	0-3-3	1	0	1	0	3
UNC Asheville	01-02-11	1	0-0	0-0	0-0	0-1-1	0	0	1	0	0
Coastal Carolina	01-08-11	7	0-1	0-0	0-0	0-1-1	0	0	3	0	0
High Point	01-13-11	8	2-3	0-0	0-0	4-2-6	0	2	0	0	4
Radford	01-15-11	8	0-0	0-0	0-0	0-1-1	0	1	0	0	0
VMI	01-20-11	7	1-2	0-0	0-0	0-2-2	0	0	1	0	2
UNC Asheville	01-27-11	6	0-0	0-0	0-0	0-0-0	0	1	0	1	0
Gardner-Webb	01-29-11	7	1-2	0-0	0-0	1-2-3	0	0	2	0	2
Coastal Carolina	02-03-11	7	0-0	0-0	0-0	0-1-1	0	1	1	1	0
Charleston Southern	02-05-11	9	0-0	0-0	1-2	0-2-2	0	1	0	0	1
Radford	02-10-11	1	0-0	0-0	0-0	0-0-0	0	0	0	0	0
High Point	02-12-11	6	0-0	0-0	0-0	0-2-2	0	0	1	0	0
VMI	02-15-11	4	1-2	0-0	0-2	2-0-2	0	1	0	0	2
Iona	02-19-11	8	1-1	0-0	0-0	1-0-1	0	0	1	0	2
Winthrop	02-24-11	15	1-3	0-0	0-2	1-4-5	0	0	3	0	2
Presbyterian College	02-26-11	24	2-3	0-0	0-1	1-3-4	0	1	2	1	4
High Point	03-01-11	7	1-1	0-0	0-1	1-1-2	0	1	1	0	2

Career Stats

Season	GP	GS	Min	Avg	FG	FGA	Pct	3FG	3FGA	Pct	FT	FTA	Pct	ORB	DRB	TOT	Avg	Asst	TO	Blk	Stl	Pts	Avg
2010-11	30	2	223	7.4	14	29	.483	0	0	.000	3	14	.214	21	39	60	2.0	1	17	22	4	31	1.0

2011-12 Liberty Men's Basketball
 Liberty Combined Team Statistics (as of Feb 07, 2012)
 All games

RECORD:	OVERALL	HOME	AWAY	NEUTRAL
ALL GAMES	9-16	6-7	3-8	0-1
CONFERENCE	4-9	2-3	2-5	0-1
NON-CONFERENCE	5-7	4-4	1-3	0-0

##	Player	gp-gs	min	avg	Total		3-Point		F-Throw		Rebounds				pf	dq	a	to	blk	stl	pts	avg
					fg-fga	fg%	3fg-fga	3fg%	ft-fa	ft%	off	def	tot	avg								
14	MINAYA, David	22-21	680	30.9	104-261	.398	8-52	.154	55-73	.753	16	69	85	3.9	52	0	30	28	0	15	271	12.3
25	SANDERS, Jesse	25-25	870	34.8	87-188	.463	13-34	.382	115-147	.782	68	129	197	7.9	53	0	200	67	1	27	302	12.1
33	SANDERS, John Caleb	25-13	661	26.4	104-238	.437	46-131	.351	43-62	.694	11	60	71	2.8	58	1	40	40	1	16	297	11.9
22	SPEAKS, Tavares	25-20	752	30.1	113-250	.452	2-15	.133	38-49	.776	20	62	82	3.3	62	1	14	44	3	31	266	10.6
24	BURRUS, Antwan	25-24	738	29.5	110-215	.512	0-0	.000	42-58	.724	62	98	160	6.4	64	1	17	41	26	13	262	10.5
21	VANDER POL, Joel	22-7	338	15.4	32-62	.516	0-0	.000	40-63	.635	26	49	75	3.4	50	1	1	19	15	5	104	4.7
13	GIELO, Tomasz	14-9	226	16.1	25-45	.556	5-10	.500	5-6	.833	13	20	33	2.4	13	0	4	13	4	3	60	4.3
31	BAIRD, Stephen	16-3	128	8.0	15-33	.455	4-11	.364	6-14	.429	7	11	18	1.1	15	0	2	7	3	4	40	2.5
15	LAYER, Ethan	24-0	141	5.9	14-43	.326	13-40	.325	5-9	.556	0	7	7	0.3	17	0	5	4	0	4	46	1.9
02	PHILLIPS, Chene	23-3	272	11.8	10-48	.208	0-9	.000	19-26	.731	6	35	41	1.8	35	1	33	23	0	13	39	1.7
11	SMITH, Andrew	17-0	61	3.6	7-11	.636	0-0	.000	0-1	.000	5	10	15	0.9	8	0	2	6	3	0	14	0.8
23	GLIEDMAN, Hart	10-0	47	4.7	2-8	.250	0-1	.000	3-5	.600	3	4	7	0.7	4	0	1	2	0	0	7	0.7
05	ASSINESI, Kelly	17-0	47	2.8	1-6	.167	1-4	.250	4-6	.667	0	0	0	0.0	5	0	4	3	0	0	7	0.4
03	AIKENS, Walt	12-0	55	4.6	1-6	.167	0-2	.000	1-6	.167	0	2	2	0.2	10	0	0	0	0	0	3	0.3
01	HOYT, Tanner	5-0	9	1.8	0-4	.000	0-1	.000	0-0	.000	0	1	1	0.2	3	0	0	0	0	0	0	0.0
Team											47	35	82		1		4					
Total.....		25	5025		625-1418	.441	92-310	.297	376-525	.716	284	592	876	35.0	450	5	353	301	56	131	1718	68.7
Opponents.....		25	5025		663-1433	.463	173-498	.347	310-448	.692	255	588	843	33.7	457	-	361	299	77	144	1809	72.4

TEAM STATISTICS	LIBERTY	OPP	Date	Opponent	Score	Att.
SCORING	1718	1809	11-09-11	at Texas A&M	L 59-81	6118
Points per game	68.7	72.4	11-11-11	RANDOLPH COLLEGE	w 81-58	2331
Scoring margin	-3.6	-	11-14-11	at William & Mary	w 75-72	2209
FIELD GOALS-ATT	625-1418	663-1433	11-18-11	EASTERN KENTUCKY	L 65-73	1956
Field goal pct	.441	.463	11-19-11	LEHIGH	L 80-90	849
3 POINT FG-ATT	92-310	173-498	11-20-11	WILLIAM & MARY	L 64-65	658
3-point FG pct	.297	.347	11-26-11	at Georgia State	L 50-72	803
3-pt FG made per game	3.7	6.9	* 12-01-11	at Campbell	L 82-96	1680
FREE THROWS-ATT	376-525	310-448	* 12-03-11	at Coastal Carolina	L 68-78	1039
Free throw pct	.716	.692	12-06-11	UNC WILMINGTON	L 68-77	1611
F-Throws made per game	15.0	12.4	12-10-11	VIRGINIA INTERMONT	w 78-60	1580
REBOUNDS	876	843	12-17-11	HAMPTON	w 74-65	780
Rebounds per game	35.0	33.7	12-20-11	MONTREAT	w 91-73	591
Rebounding margin	+1.3	-	12-28-11	at RICHMOND	L 61-77	4471
ASSISTS	353	361	* 12-31-11	vs Charleston Southern	L 76-81	358
Assists per game	14.1	14.4	* 01-02-12	PRESBYTERIAN COLLEGE	L 56-63	475
TURNOVERS	301	299	* 01-07-12	at UNC Asheville	L 75-98	1569
Turnovers per game	12.0	12.0	* 01-10-12	at VMI	L 57-71	2361
Turnover margin	-0.1	-	* 01-12-12	RADFORD	w 69-64	908
Assist/turnover ratio	1.2	1.2	* 01-14-12	WINTHROP	Lot 61-64	1346
STEALS	131	144	* 01-21-12	at High Point	w 84-78	1502
Steals per game	5.2	5.8	* 01-26-12	at Winthrop	L 63-65	1196
BLOCKS	56	77	* 01-28-12	at Radford	w 67-65	1279
Blocks per game	2.2	3.1	* 02-02-12	GARDNER-WEBB	w 63-58	1838
ATTENDANCE	17291	24585	* 02-04-12	UNC ASHEVILLE	L 51-65	2368
Home games-Avg/Game	13-1330	11-2202				
Neutral site-Avg/Game	-	1-358				

* = Conference game

Score by Periods	1st	2nd	OT	Totals
Liberty	782	929	7	1718
Opponents	817	982	10	1809

2011-12 Liberty Men's Basketball
 Liberty Combined Team Statistics (as of Feb 08, 2012)
 Conference games

RECORD:	OVERALL	HOME	AWAY	NEUTRAL
ALL GAMES	4-9	2-3	2-5	0-1
CONFERENCE	4-9	2-3	2-5	0-1
NON-CONFERENCE	0-0	0-0	0-0	0-0

##	Player	gp-gs	Total		3-Point		F-Throw		Rebounds				Other				pts	avg				
			min	avg	fg-fga	fg%	3fg-fga	3fg%	ft-fa	ft%	off	def	tot	avg	pf	dq			a	to	blk	stl
14	MINAYA, David	13-12	423	32.5	62-158	.392	2-26	.077	39-54	.722	9	44	53	4.1	28	0	19	15	0	11	165	12.7
33	SANDERS, John Caleb	13-4	352	27.1	51-110	.464	27-64	.422	21-30	.700	4	25	29	2.2	38	1	12	19	0	7	150	11.5
25	SANDERS, Jesse	13-13	480	36.9	39-94	.415	7-20	.350	56-72	.778	34	67	101	7.8	25	0	105	34	0	9	141	10.8
24	BURRUS, Antwan	13-12	386	29.7	54-122	.443	0-0	.000	23-30	.767	35	51	86	6.6	31	1	8	21	12	6	131	10.1
22	SPEAKS, Tavares	13-12	414	31.8	51-124	.411	1-10	.100	16-20	.800	10	35	45	3.5	32	1	6	27	1	9	119	9.2
21	VANDER POL, Joel	13-2	213	16.4	23-43	.535	0-0	.000	32-46	.696	18	36	54	4.2	32	1	1	9	11	2	78	6.0
13	GIELO, Tomasz	11-9	163	14.8	16-30	.533	4-7	.571	4-4	1.000	11	16	27	2.5	11	0	4	11	3	1	40	3.6
31	BAIRD, Stephen	6-0	22	3.7	4-4	1.000	2-2	1.000	1-2	.500	1	0	1	0.2	0	0	0	0	0	0	11	1.8
15	LAYER, Ethan	12-0	47	3.9	5-17	.294	5-16	.313	3-7	.429	0	1	1	0.1	8	0	2	1	0	1	18	1.5
02	PHILLIPS, Chene	11-1	68	6.2	3-13	.231	0-2	.000	7-10	.700	0	6	6	0.5	17	1	9	8	0	2	13	1.2
11	SMITH, Andrew	9-0	25	2.8	3-6	.500	0-0	.000	0-1	.000	1	6	7	0.8	5	0	1	3	0	0	6	0.7
03	AIKENS, Walt	7-0	13	1.9	0-1	.000	0-0	.000	0-0	.000	0	0	0	0.0	3	0	0	0	0	0	0	0.0
01	HOYT, Tanner	2-0	2	1.0	0-1	.000	0-1	.000	0-0	.000	0	0	0	0.0	0	0	0	0	0	0	0	0.0
05	ASSINESI, Kelly	8-0	13	1.6	0-1	.000	0-1	.000	0-0	.000	0	0	0	0.0	1	0	1	1	0	0	0	0.0
23	GLIEDMAN, Hart	1-0	4	4.0	0-1	.000	0-0	.000	0-0	.000	0	0	0	0.0	2	0	0	0	0	0	0	0.0
Team											21	21	42				1					
Total.....		13	2625		311-725	.429	48-149	.322	202-276	.732	144	308	452	34.8	233	5	168	150	27	48	872	67.1
Opponents.....		13	2625		351-760	.462	84-251	.335	160-238	.672	145	312	457	35.2	246	-	184	138	35	67	946	72.8

TEAM STATISTICS	LIBERTY	OPP	Date	Opponent	Score	Att.
SCORING	872	946	* 12-01-11	at Campbell	L 82-96	1680
Points per game	67.1	72.8	* 12-03-11	at Coastal Carolina	L 68-78	1039
Scoring margin	-5.7	-	* 12-31-11	vs Charleston Southern	L 76-81	358
FIELD GOALS-ATT	311-725	351-760	* 01-02-12	PRESBYTERIAN COLLEGE	L 56-63	475
Field goal pct	.429	.462	* 01-07-12	at UNC Asheville	L 75-98	1569
3 POINT FG-ATT	48-149	84-251	* 01-10-12	at VMI	L 57-71	2361
3-point FG pct	.322	.335	* 01-12-12	RADFORD	W 69-64	908
3-pt FG made per game	3.7	6.5	* 01-14-12	WINTHROP	Lot 61-64	1346
FREE THROWS-ATT	202-276	160-238	* 01-21-12	at High Point	W 84-78	1502
Free throw pct	.732	.672	* 01-26-12	at Winthrop	L 63-65	1196
F-Throws made per game	15.5	12.3	* 01-28-12	at Radford	W 67-65	1279
REBOUNDS	452	457	* 02-02-12	GARDNER-WEBB	W 63-58	1838
Rebounds per game	34.8	35.2	* 02-04-12	UNC ASHEVILLE	L 51-65	2368
Rebounding margin	-0.4	-				
ASSISTS	168	184				
Assists per game	12.9	14.2				
TURNOVERS	150	138				
Turnovers per game	11.5	10.6				
Turnover margin	-0.9	-				
Assist/turnover ratio	1.1	1.3				
STEALS	48	67				
Steals per game	3.7	5.2				
BLOCKS	27	35				
Blocks per game	2.1	2.7				
ATTENDANCE	6935	10984				
Home games-Avg/Game	5-1387	7-1518				
Neutral site-Avg/Game	-	1-358				

* = Conference game

Score by Periods	1st	2nd	OT	Totals
Liberty	408	457	7	872
Opponents	439	497	10	946

2011-12 Liberty Men's Basketball
 Liberty Team Game-by-Game Comparison (as of Feb 07, 2012)
 All games

Opponent	1st	2nd	Score	Mar	Total FG	FG Pct	3-Pointers	3FG Pct	Free Throws	FT Pct	Rebounds	Assist	T/Over	Block	Steal	Fouls
Texas A&M	14/37	45/44	59-81	(22)	21-63/34-52	.333/.654	5-21/1-7	.238/.143	12-15/12-22	.800/.545	29/39 (10)	16/21	10/13	0/4	4/4	21/17
RANDOLPH COLLEGE	44/23	37/35	81-58	+23	32-59/19-50	.542/.380	5-15/7-15	.333/.467	12-23/13-20	.522/.650	42/26 +16	19/8	17/20	5/2	10/8	21/17
William & Mary	35/28	40/44	75-72	+3	29-59/25-54	.492/.463	4-12/10-21	.333/.476	13-19/12-16	.684/.750	35/29 +6	16/11	12/16	0/4	8/6	16/18
EASTERN KENTUCKY	28/28	37/45	65-73	(8)	27-57/27-57	.474/.474	2-11/10-22	.182/.455	9-13/9-9	.692/1000	29/33 (4)	11/19	12/13	1/3	6/10	14/14
LEHIGH	35/43	45/47	80-90	(10)	28-65/31-58	.431/.534	4-12/6-17	.333/.353	20-27/22-27	.741/.815	36/31 +5	18/18	11/11	2/4	6/6	23/18
WILLIAM & MARY	26/29	38/36	64-65	(1)	22-54/21-57	.407/.368	3-12/7-27	.250/.259	17-23/16-23	.739/.696	38/36 +2	14/10	10/7	2/2	6/5	20/19
Georgia State	28/37	22/35	50-72	(22)	19-59/24-50	.322/.480	1-11/8-19	.091/.421	11-17/16-22	.647/.727	34/38 (4)	11/17	11/11	3/9	7/7	19/15
Campbell	41/45	41/51	82-96	(14)	27-63/30-54	.429/.556	4-14/4-10	.286/.400	24-33/32-43	.727/.744	34/34 -	19/19	12/11	2/6	4/6	33/27
Coastal Carolina	36/43	32/35	68-78	(10)	27-65/27-54	.415/.500	3-12/8-18	.250/.444	11-18/16-21	.611/.762	37/35 +2	13/16	12/15	1/6	3/5	19/21
UNC WILMINGTON	31/36	37/41	68-77	(9)	26-61/31-67	.426/.463	4-18/4-25	.222/.160	12-20/11-14	.600/.786	35/45 (10)	14/20	17/19	4/6	6/8	16/17
VIRGINIA INTERMONT	29/30	49/30	78-60	+18	30-60/23-62	.500/.371	2-11/8-21	.182/.381	16-25/6-9	.640/.667	44/30 +14	18/8	12/13	4/5	11/7	17/20
HAMPTON	34/27	40/38	74-65	+9	25-54/22-52	.463/.423	6-14/9-24	.429/.375	18-18/12-16	1000/.750	32/30 +2	16/14	10/16	3/1	6/4	16/18
MONTREAT	41/27	50/46	91-73	+18	30-56/28-63	.536/.444	6-15/11-27	.400/.407	25-37/6-11	.676/.545	42/26 +16	21/17	14/16	3/0	13/6	17/23
RICHMOND	29/33	32/44	61-77	(16)	25-46/27-51	.543/.529	2-9/8-22	.222/.364	9-12/15-21	.750/.714	28/23 +5	11/14	15/6	2/2	0/6	17/15
Charleston Southern	38/44	38/37	76-81	(5)	28-63/26-54	.444/.481	2-12/4-18	.167/.222	18-28/25-37	.643/.676	37/36 +1	13/10	11/13	1/4	4/6	25/23
PRESBYTERIAN COLLEGE	35/35	21/28	56-63	(7)	24-46/24-54	.522/.444	2-6/5-20	.333/.250	6-10/10-16	.600/.625	29/31 (2)	13/15	10/4	2/0	3/4	16/9
UNC Asheville	34/44	41/54	75-98	(23)	29-64/36-58	.453/.621	7-19/15-29	.368/.517	10-13/11-14	.769/.786	31/30 +1	16/26	15/14	0/6	4/9	15/11
VMI	24/31	33/40	57-71	(14)	23-61/28-62	.377/.452	2-11/9-31	.182/.290	9-11/6-9	.818/.667	37/38 (1)	10/12	11/9	0/1	5/5	11/12
RADFORD	31/34	38/30	69-64	+5	19-52/22-58	.365/.379	1-4/11-26	.250/.423	30-36/9-17	.833/.529	47/31 +16	8/11	13/9	3/2	2/5	19/29
WINTHROP	22/23	32/31	61-64	(3)	22-56/25-59	.393/.424	6-17/4-16	.353/.250	11-18/10-21	.611/.476	37/46 (9)	15/8	12/12	3/2	4/7	21/19
High Point	41/34	43/44	84-78	+6	24-46/30-63	.522/.476	4-11/5-17	.364/.294	32-41/13-18	.780/.722	30/33 (3)	15/15	13/14	3/2	9/7	18/28
Winthrop	35/33	28/32	63-65	(2)	25-51/27-63	.490/.429	4-11/6-15	.364/.400	9-11/5-9	.818/.556	31/34 (3)	12/14	11/10	2/0	3/2	13/13
Radford	24/29	43/36	67-65	+2	22-53/25-56	.415/.446	1-7/6-20	.143/.300	22-26/9-16	.846/.563	38/28 +10	8/15	11/8	1/1	2/6	16/25
GARDNER-WEBB	25/22	38/36	63-58	+5	22-51/24-60	.431/.400	6-13/4-17	.462/.235	13-18/6-7	.722/.857	33/34 (1)	14/6	10/11	2/3	3/1	11/16
UNC ASHEVILLE	22/22	29/43	51-65	(14)	19-54/27-65	.352/.415	6-12/3-14	.500/.214	7-13/8-10	.538/.800	31/47 (16)	12/17	9/8	7/2	2/4	16/13

Note: Game totals are displayed in the format TEAM/OPPONENT for each category

2011-12 Liberty Men's Basketball
 Liberty Points-Rebounds-Assists (as of Feb 07, 2012)
 All games

Opponent	Date	Score	01		02		03		05		11		13		14	
			HOYT,TANNE	PHILLIPS,C	AIKENS,WAL	ASSINESI,K	SMITH,ANDR	GIELO,TOMA	MINAYA,DAV							
at Texas A&M	11-09-11	59-81	L	DNP	0-5-2	DNP	3-0-1	0-0-0	DNP	14-2-0						
RANDOLPH COLLEGE	11-11-11	81-58	w	0-1-0	5-7-3	DNP	0-0-0	0-0-1	DNP	4-4-2						
at William & Mary	11-14-11	75-72	w	DNP	4-5-4	DNP	DNP	DNP	DNP	20-7-1						
EASTERN KENTUCKY	11-18-11	65-73	L	DNP	2-2-3	DNP	0-0-0	DNP	DNP	19-3-2						
LEHIGH	11-19-11	80-90	L	DNP	1-3-2	DNP	0-0-1	0-0-0	DNP	16-5-1						
WILLIAM & MARY	11-20-11	64-65	L	DNP	4-3-0	DNP	DNP	DNP	DNP	12-4-2						
at Georgia State	11-26-11	50-72	L	DNP	0-4-4	DNP	0-0-0	0-0-0	DNP	4-2-1						
at Campbell	12-01-11	82-96	L	0-0-0	5-4-5	DNP	0-0-1	DNP	DNP	10-5-0						
at Coastal Carolina	12-03-11	68-78	L	DNP	6-0-1	DNP	0-0-0	DNP	DNP	14-8-2						
UNC WILMINGTON	12-06-11	68-77	L	DNP	0-1-1	2-0-0	0-0-0	0-0-0	DNP	11-4-1						
VIRGINIA INTERMONT	12-10-11	78-60	w	0-0-0	2-3-2	0-0-0	1-0-0	0-0-0	DNP	DNP						
HAMPTON	12-17-11	74-65	w	DNP	2-1-0	0-0-0	DNP	DNP	9-1-0	DNP						
MONTREAT	12-20-11	91-73	w	0-0-0	4-1-2	1-1-0	3-0-0	6-4-0	9-2-0	DNP						
at RICHMOND	12-28-11	61-77	L	DNP	2-0-1	0-1-0	0-0-1	2-4-0	2-3-0	6-1-1						
vs Charleston Southern	12-31-11	76-81	L	DNP	0-1-1	0-0-0	0-0-0	2-0-0	0-1-0	16-4-1						
PRESBYTERIAN COLLEGE	01-02-12	56-63	L	DNP	0-1-0	DNP	DNP	DNP	0-3-0	15-2-0						
at UNC Asheville	01-07-12	75-98	L	0-0-0	0-0-1	0-0-0	0-0-0	0-0-0	8-7-0	7-3-1						
at VMI	01-10-12	57-71	L	DNP	0-0-0	0-0-0	0-0-0	2-2-1	6-2-0	8-4-2						
RADFORD	01-12-12	69-64	w	DNP	2-0-0	DNP	DNP	2-2-0	4-0-0	14-11-3						
WINTHROP	01-14-12	61-64	L	DNP	0-0-1	DNP	DNP	0-0-0	0-1-0	9-5-4						
at High Point	01-21-12	84-78	w	DNP	0-0-0	0-0-0	DNP	0-0-0	9-3-1	15-4-0						
at Winthrop	01-26-12	63-65	L	DNP	0-0-0	0-0-0	DNP	0-3-0	3-0-0	13-2-1						
at Radford	01-28-12	67-65	w	DNP	DNP	DNP	0-0-0	0-0-0	0-4-0	15-0-0						
GARDNER-WEBB	02-02-12	63-58	w	DNP	DNP	0-0-0	0-0-0	0-0-0	5-3-1	16-3-3						
UNC ASHEVILLE	02-04-12	51-65	L	DNP	0-0-0	0-0-0	0-0-0	DNP	5-3-2	13-2-2						

Opponent	Date	Score	15		21		22		23		24		25		31	
			LAYER,ETHA	VANDER POL	SPEAKS,TAV	GLIEDMAN,H	BURRUS,ANT	SANDERS,JE	BAIRD,STEP							
at Texas A&M	11-09-11	59-81	L	0-0-0	0-5-0	6-2-0	0-0-0	10-3-1	8-4-9	0-0-0						
RANDOLPH COLLEGE	11-11-11	81-58	w	5-0-1	2-5-0	18-2-1	4-1-0	10-4-0	11-9-8	5-2-1						
at William & Mary	11-14-11	75-72	w	0-0-0	8-2-0	6-0-0	0-0-0	14-6-1	11-7-8	DNP						
EASTERN KENTUCKY	11-18-11	65-73	L	0-0-0	4-2-0	14-3-0	0-0-0	7-6-0	19-7-4	DNP						
LEHIGH	11-19-11	80-90	L	3-0-0	4-0-0	11-4-1	0-1-0	10-11-0	12-8-10	5-1-0						
WILLIAM & MARY	11-20-11	64-65	L	0-1-0	2-2-0	13-2-0	DNP	10-7-2	11-12-7	0-1-0						
at Georgia State	11-26-11	50-72	L	0-1-0	5-4-0	16-6-1	0-1-0	4-0-0	14-7-3	2-2-1						
at Campbell	12-01-11	82-96	L	11-0-0	20-9-0	7-0-1	0-0-0	6-7-1	6-7-9	3-0-0						
at Coastal Carolina	12-03-11	68-78	L	3-0-0	2-5-0	15-3-0	DNP	12-10-0	9-6-10	2-1-0						
UNC WILMINGTON	12-06-11	68-77	L	3-0-1	1-1-0	16-2-1	0-0-0	8-6-0	19-13-7	0-0-0						
VIRGINIA INTERMONT	12-10-11	78-60	w	3-2-1	DNP	17-3-0	0-1-1	19-10-2	12-12-9	9-4-0						
HAMPTON	12-17-11	74-65	w	3-0-0	DNP	12-3-3	DNP	12-5-1	22-7-9	0-3-0						
MONTREAT	12-20-11	91-73	w	5-2-0	DNP	10-7-0	3-3-0	14-8-1	8-7-16	8-4-0						
at RICHMOND	12-28-11	61-77	L	6-0-0	0-0-0	8-3-1	DNP	13-8-1	14-3-5	0-0-0						
vs Charleston Southern	12-31-11	76-81	L	0-0-0	4-2-0	10-5-1	DNP	13-7-0	20-10-8	0-0-0						
PRESBYTERIAN COLLEGE	01-02-12	56-63	L	0-0-0	6-5-0	12-1-2	DNP	8-3-1	10-12-9	DNP						
at UNC Asheville	01-07-12	75-98	L	0-1-2	6-3-0	12-3-0	DNP	9-7-1	12-2-10	3-0-0						
at VMI	01-10-12	57-71	L	0-0-0	8-2-0	8-7-0	DNP	10-9-4	3-6-3	3-0-0						
RADFORD	01-12-12	69-64	w	DNP	10-7-0	6-6-0	DNP	5-6-0	17-8-5	DNP						
WINTHROP	01-14-12	61-64	L	0-0-0	2-5-0	7-5-0	DNP	12-6-0	13-10-8	0-0-0						
at High Point	01-21-12	84-78	w	3-0-0	2-0-0	11-1-0	DNP	15-6-0	14-10-13	DNP						
at Winthrop	01-26-12	63-65	L	0-0-0	6-4-0	8-3-0	DNP	13-5-1	10-8-10	DNP						
at Radford	01-28-12	67-65	w	0-0-0	7-5-0	10-6-1	DNP	15-6-0	11-7-6	DNP						
GARDNER-WEBB	02-02-12	63-58	w	1-0-0	3-5-1	9-3-0	DNP	5-4-0	12-9-8	DNP						
UNC ASHEVILLE	02-04-12	51-65	L	0-0-0	2-2-0	4-2-1	DNP	8-10-0	4-6-6	DNP						

2011-12 Liberty Men's Basketball
 Liberty Points-Rebounds-Assists (as of Feb 07, 2012)
 All games

33

Opponent	Date	Score		SANDERS,JO
at Texas A&M	11-09-11	59-81	L	18-2-3
RANDOLPH COLLEGE	11-11-11	81-58	w	17-4-2
at William & Mary	11-14-11	75-72	w	12-2-2
EASTERN KENTUCKY	11-18-11	65-73	L	0-5-2
LEHIGH	11-19-11	80-90	L	18-1-3
WILLIAM & MARY	11-20-11	64-65	L	12-5-3
at Georgia State	11-26-11	50-72	L	5-2-1
at Campbell	12-01-11	82-96	L	14-0-2
at Coastal Carolina	12-03-11	68-78	L	5-0-0
UNC WILMINGTON	12-06-11	68-77	L	8-4-3
VIRGINIA INTERMONT	12-10-11	78-60	w	15-4-3
HAMPTON	12-17-11	74-65	w	14-8-3
MONTREAT	12-20-11	91-73	w	20-2-2
at RICHMOND	12-28-11	61-77	L	8-3-1
vs Charleston Southern	12-31-11	76-81	L	11-3-2
PRESBYTERIAN COLLEGE	01-02-12	56-63	L	5-2-1
at UNC Asheville	01-07-12	75-98	L	18-1-1
at VMI	01-10-12	57-71	L	9-2-0
RADFORD	01-12-12	69-64	w	9-3-0
WINTHROP	01-14-12	61-64	L	18-1-2
at High Point	01-21-12	84-78	w	15-4-1
at Winthrop	01-26-12	63-65	L	10-3-0
at Radford	01-28-12	67-65	w	9-6-1
GARDNER-WEBB	02-02-12	63-58	w	12-1-1
UNC ASHEVILLE	02-04-12	51-65	L	15-3-1

2011-12 Liberty Men's Basketball
 Liberty Team High/Low Analysis (as of Feb 08, 2012)
 All games

Liberty - TEAM GAME HIGHS

POINTS	91		MONTREAT (12-20-11)
	84		at High Point (01-21-12)
	82		at Campbell (12-01-11)
	81		RANDOLPH COLLEGE (11-11-11)
	80		LEHIGH (11-19-11)
FIELD GOALS MADE	32		RANDOLPH COLLEGE (11-11-11)
	30		MONTREAT (12-20-11)
	30		VIRGINIA INTERMONT (12-10-11)
FIELD GOAL ATTEMPTS	65		at Coastal Carolina (12-03-11)
	65		LEHIGH (11-19-11)
FIELD GOAL PERCENTAGE	.543	(25-46)	at RICHMOND (12-28-11)
	.542	(32-59)	RANDOLPH COLLEGE (11-11-11)
3 PT FIELD GOALS MADE	7		at UNC Asheville (01-07-12)
	6		UNC ASHEVILLE (02-04-12)
	6		GARDNER-WEBB (02-02-12)
	6		WINTHROP (01-14-12)
	6		MONTREAT (12-20-11)
	6		HAMPTON (12-17-11)
3 PT FG ATTEMPTS	21		at Texas A&M (11-09-11)
	19		at UNC Asheville (01-07-12)
3 PT FG PERCENTAGE	.500	(6-12)	UNC ASHEVILLE (02-04-12)
	.462	(6-13)	GARDNER-WEBB (02-02-12)
FREE THROWS MADE	32		at High Point (01-21-12)
	30		RADFORD (01-12-12)
FREE THROW ATTEMPTS	41		at High Point (01-21-12)
	37		MONTREAT (12-20-11)
FREE THROW PERCENTAGE	1.000	(18-18)	HAMPTON (12-17-11)
	.846	(22-26)	at Radford (01-28-12)
REBOUNDS	47		RADFORD (01-12-12)
	44		VIRGINIA INTERMONT (12-10-11)
ASSISTS	21		MONTREAT (12-20-11)
	19		at Campbell (12-01-11)
	19		RANDOLPH COLLEGE (11-11-11)
STEALS	13		MONTREAT (12-20-11)
	11		VIRGINIA INTERMONT (12-10-11)
BLOCKED SHOTS	7		UNC ASHEVILLE (02-04-12)
	5		RANDOLPH COLLEGE (11-11-11)
TURNOVERS	17		UNC WILMINGTON (12-06-11)
	17		RANDOLPH COLLEGE (11-11-11)
FOULS	33		at Campbell (12-01-11)
	25		vs Charleston Southern (12-31-11)

2011-12 Liberty Men's Basketball
 Liberty High/Low Analysis (as of Feb 08, 2012)
 All games

Opponent - GAME HIGHS

POINTS	98		at UNC Asheville (01-07-12)
	96		at Campbell (12-01-11)
	90		LEHIGH (11-19-11)
	81		vs Charleston Southern (12-31-11)
	81		at Texas A&M (11-09-11)
FIELD GOALS MADE	36		at UNC Asheville (01-07-12)
	34		at Texas A&M (11-09-11)
FIELD GOAL ATTEMPTS	67		UNC WILMINGTON (12-06-11)
	65		UNC ASHEVILLE (02-04-12)
FIELD GOAL PERCENTAGE	.654	(34-52)	at Texas A&M (11-09-11)
	.621	(36-58)	at UNC Asheville (01-07-12)
3 PT FIELD GOALS MADE	15		at UNC Asheville (01-07-12)
	11		RADFORD (01-12-12)
	11		MONTREAT (12-20-11)
3 PT FG ATTEMPTS	31		at VMI (01-10-12)
	29		at UNC Asheville (01-07-12)
3 PT FG PERCENTAGE	.517	(15-29)	at UNC Asheville (01-07-12)
	.476	(10-21)	at William & Mary (11-14-11)
FREE THROWS MADE	32		at Campbell (12-01-11)
	25		vs Charleston Southern (12-31-11)
FREE THROW ATTEMPTS	43		at Campbell (12-01-11)
	37		vs Charleston Southern (12-31-11)
FREE THROW PERCENTAGE	1.000	(9-9)	EASTERN KENTUCKY (11-18-11)
	.857	(6-7)	GARDNER-WEBB (02-02-12)
REBOUNDS	47		UNC ASHEVILLE (02-04-12)
	46		WINTHROP (01-14-12)
ASSISTS	26		at UNC Asheville (01-07-12)
	21		at Texas A&M (11-09-11)
STEALS	10		EASTERN KENTUCKY (11-18-11)
	9		at UNC Asheville (01-07-12)
BLOCKED SHOTS	9		at Georgia State (11-26-11)
	6		at UNC Asheville (01-07-12)
	6		UNC WILMINGTON (12-06-11)
	6		at Coastal Carolina (12-03-11)
	6		at Campbell (12-01-11)
TURNOVERS	20		RANDOLPH COLLEGE (11-11-11)
	19		UNC WILMINGTON (12-06-11)
FOULS	29		RADFORD (01-12-12)
	28		at High Point (01-21-12)

2011-12 Liberty Men's Basketball
 Liberty High/Low Analysis (as of Feb 08, 2012)
 All games

Liberty - GAME LOWS

POINTS	50		at Georgia State (11-26-11)
	51		UNC ASHEVILLE (02-04-12)
	56		PRESBYTERIAN COLLEGE (01-02-12)
	57		at VMI (01-10-12)
	59		at Texas A&M (11-09-11)
FIELD GOALS MADE	19		at Georgia State (11-26-11)
	19		RADFORD (01-12-12)
	19		UNC ASHEVILLE (02-04-12)
FIELD GOAL ATTEMPTS	46		at RICHMOND (12-28-11)
	46		PRESBYTERIAN COLLEGE (01-02-12)
	46		at High Point (01-21-12)
FIELD GOAL PERCENTAGE	.322	(19-59)	at Georgia State (11-26-11)
	.333	(21-63)	at Texas A&M (11-09-11)
3 PT FIELD GOALS MADE	1		at Georgia State (11-26-11)
	1		RADFORD (01-12-12)
	1		at Radford (01-28-12)
3 PT FG ATTEMPTS	4		RADFORD (01-12-12)
	6		PRESBYTERIAN COLLEGE (01-02-12)
3 PT FG PERCENTAGE	.091	(1-11)	at Georgia State (11-26-11)
	.143	(1-7)	at Radford (01-28-12)
FREE THROWS MADE	6		PRESBYTERIAN COLLEGE (01-02-12)
	7		UNC ASHEVILLE (02-04-12)
FREE THROW ATTEMPTS	10		PRESBYTERIAN COLLEGE (01-02-12)
	11		at VMI (01-10-12)
	11		at Winthrop (01-26-12)
FREE THROW PERCENTAGE	.522	(12-23)	RANDOLPH COLLEGE (11-11-11)
	.538	(7-13)	UNC ASHEVILLE (02-04-12)
REBOUNDS	28		at RICHMOND (12-28-11)
	29		at Texas A&M (11-09-11)
	29		EASTERN KENTUCKY (11-18-11)
	29		PRESBYTERIAN COLLEGE (01-02-12)
ASSISTS	8		RADFORD (01-12-12)
	8		at Radford (01-28-12)
STEALS	0		at RICHMOND (12-28-11)
	2		RADFORD (01-12-12)
	2		at Radford (01-28-12)
	2		UNC ASHEVILLE (02-04-12)
BLOCKED SHOTS	0		at Texas A&M (11-09-11)
	0		at William & Mary (11-14-11)
	0		at UNC Asheville (01-07-12)
	0		at VMI (01-10-12)
TURNOVERS	9		UNC ASHEVILLE (02-04-12)
	10		at Texas A&M (11-09-11)
	10		WILLIAM & MARY (11-20-11)
	10		HAMPTON (12-17-11)
	10		PRESBYTERIAN COLLEGE (01-02-12)
	10		GARDNER-WEBB (02-02-12)
FOULS	11		at VMI (01-10-12)
	11		GARDNER-WEBB (02-02-12)

2011-12 Liberty Men's Basketball
 Liberty High/Low Analysis (as of Feb 08, 2012)
 All games

Opponent - GAME LOWS

POINTS	58		RANDOLPH COLLEGE (11-11-11)
	58		GARDNER-WEBB (02-02-12)
	60		VIRGINIA INTERMONT (12-10-11)
	63		PRESBYTERIAN COLLEGE (01-02-12)
	64		RADFORD (01-12-12)
	64		WINTHROP (01-14-12)
FIELD GOALS MADE	19		RANDOLPH COLLEGE (11-11-11)
	21		WILLIAM & MARY (11-20-11)
FIELD GOAL ATTEMPTS	50		RANDOLPH COLLEGE (11-11-11)
	50		at Georgia State (11-26-11)
FIELD GOAL PERCENTAGE	.368	(21-57)	WILLIAM & MARY (11-20-11)
	.371	(23-62)	VIRGINIA INTERMONT (12-10-11)
3 PT FIELD GOALS MADE	1		at Texas A&M (11-09-11)
	3		UNC ASHEVILLE (02-04-12)
3 PT FG ATTEMPTS	7		at Texas A&M (11-09-11)
	10		at Campbell (12-01-11)
3 PT FG PERCENTAGE	.143	(1-7)	at Texas A&M (11-09-11)
	.160	(4-25)	UNC WILMINGTON (12-06-11)
FREE THROWS MADE	5		at Winthrop (01-26-12)
	6		VIRGINIA INTERMONT (12-10-11)
	6		MONTREAT (12-20-11)
	6		at VMI (01-10-12)
	6		GARDNER-WEBB (02-02-12)
FREE THROW ATTEMPTS	7		GARDNER-WEBB (02-02-12)
	9		EASTERN KENTUCKY (11-18-11)
	9		VIRGINIA INTERMONT (12-10-11)
	9		at VMI (01-10-12)
	9		at Winthrop (01-26-12)
FREE THROW PERCENTAGE	.476	(10-21)	WINTHROP (01-14-12)
	.529	(9-17)	RADFORD (01-12-12)
REBOUNDS	23		at RICHMOND (12-28-11)
	26		RANDOLPH COLLEGE (11-11-11)
	26		MONTREAT (12-20-11)
ASSISTS	6		GARDNER-WEBB (02-02-12)
	8		RANDOLPH COLLEGE (11-11-11)
	8		VIRGINIA INTERMONT (12-10-11)
	8		WINTHROP (01-14-12)
STEALS	1		GARDNER-WEBB (02-02-12)
	2		at Winthrop (01-26-12)
BLOCKED SHOTS	0		MONTREAT (12-20-11)
	0		PRESBYTERIAN COLLEGE (01-02-12)
	0		at Winthrop (01-26-12)
TURNOVERS	4		PRESBYTERIAN COLLEGE (01-02-12)
	6		at RICHMOND (12-28-11)
FOULS	9		PRESBYTERIAN COLLEGE (01-02-12)
	11		at UNC Asheville (01-07-12)

2011-12 Liberty Men's Basketball
 Liberty Player High/Low Analysis (as of Feb 08, 2012)
 All games

Liberty - I N D I V I D U A L G A M E H I G H S

Points	22		SANDERS, Jesse vs Hampton (12-17-11)
	20		SANDERS, Jesse vs Charleston Southern (12-31-11)
	20		SANDERS, John Caleb vs Montreat (12-20-11)
	20		VANDER POL, Joel at Campbell (12-01-11)
	20		MINAYA, David at William & Mary (11-14-11)
Field Goals Made	8		BURRUS, Antwan vs Virginia Intermont (12-10-11)
	8		SANDERS, John Caleb vs Lehigh (11-19-11)
	8		MINAYA, David vs Eastern Kentucky (11-18-11)
Field Goal Att.	17		MINAYA, David vs UNC Asheville (02-04-12)
	16		MINAYA, David vs Radford (01-12-12)
	16		SPEAKS, Tavares at Georgia State (11-26-11)
	16		MINAYA, David vs Lehigh (11-19-11)
FG Pct (min 5 made)	1.000	(5-5)	BURRUS, Antwan vs Randolph College (11-11-11)
	.857	(6-7)	SANDERS, John Caleb at UNC Asheville (01-07-12)
	.857	(6-7)	SANDERS, Jesse vs UNC Wilmington (12-06-11)
3-Point FG Made	4		SANDERS, John Caleb vs UNC Asheville (02-04-12)
	4		SANDERS, John Caleb vs Gardner-Webb (02-02-12)
	4		SANDERS, John Caleb at UNC Asheville (01-07-12)
	4		SANDERS, John Caleb vs Randolph College (11-11-11)
3-Point FG Att.	10		SANDERS, John Caleb at Texas A&M (11-09-11)
	8		SANDERS, John Caleb vs Charleston Southern (12-31-11)
	8		SANDERS, John Caleb at William & Mary (11-14-11)
3-Pt FG Pct (min 2 made)	1.000	(2-2)	BAIRD, Stephen vs Montreat (12-20-11)
	1.000	(2-2)	SANDERS, Jesse vs Hampton (12-17-11)
Free Throws Made	13		SANDERS, Jesse vs Radford (01-12-12)
	11		MINAYA, David at High Point (01-21-12)
Free Throw Att.	15		SANDERS, Jesse vs Radford (01-12-12)
	14		MINAYA, David at High Point (01-21-12)
FT Pct (min 3 made)	1.000	(8-8)	SANDERS, Jesse vs Hampton (12-17-11)
	1.000	(6-6)	SANDERS, Jesse vs Gardner-Webb (02-02-12)
	1.000	(6-6)	MINAYA, David vs Radford (01-12-12)
	1.000	(6-6)	SANDERS, Jesse vs Virginia Intermont (12-10-11)
	1.000	(6-6)	SANDERS, Jesse vs Lehigh (11-19-11)
	1.000	(5-5)	SANDERS, Jesse at Radford (01-28-12)
	1.000	(5-5)	BURRUS, Antwan at Radford (01-28-12)
	1.000	(5-5)	SANDERS, John Caleb vs Montreat (12-20-11)
	1.000	(4-4)	MINAYA, David vs Gardner-Webb (02-02-12)
	1.000	(4-4)	SPEAKS, Tavares at Radford (01-28-12)
	1.000	(4-4)	VANDER POL, Joel vs Charleston Southern (12-31-11)
	1.000	(4-4)	SANDERS, Jesse vs Montreat (12-20-11)
	1.000	(4-4)	SPEAKS, Tavares vs Hampton (12-17-11)
	1.000	(4-4)	SANDERS, John Caleb vs Hampton (12-17-11)
	1.000	(3-3)	SANDERS, Jesse vs Presbyterian College (01-02-12)
	1.000	(3-3)	BURRUS, Antwan vs Charleston Southern (12-31-11)
	1.000	(3-3)	SPEAKS, Tavares vs Virginia Intermont (12-10-11)
	1.000	(3-3)	SANDERS, John Caleb at Texas A&M (11-09-11)
Rebounds	13		SANDERS, Jesse vs UNC Wilmington (12-06-11)
	12		SANDERS, Jesse vs Presbyterian College (01-02-12)
	12		SANDERS, Jesse vs Virginia Intermont (12-10-11)
	12		SANDERS, Jesse vs William & Mary (11-20-11)
Assists	16		SANDERS, Jesse vs Montreat (12-20-11)
	13		SANDERS, Jesse at High Point (01-21-12)
Steals	4		MINAYA, David at VMI (01-10-12)

	4	SANDERS, John Caleb vs Virginia Intermont (12-10-11)
Blocked Shots	4	BURRUS, Antwan vs UNC Asheville (02-04-12)
	3	BURRUS, Antwan at High Point (01-21-12)
Turnovers	6	SANDERS, Jesse vs UNC Wilmington (12-06-11)
	5	SANDERS, John Caleb vs Charleston Southern (12-31-11)
	5	BURRUS, Antwan vs Eastern Kentucky (11-18-11)
Fouls	5	VANDER POL, Joel vs Radford (01-12-12)
	5	BURRUS, Antwan vs Radford (01-12-12)
	5	SANDERS, John Caleb vs Charleston Southern (12-31-11)
	5	PHILLIPS, Chene at Campbell (12-01-11)
	5	SPEAKS, Tavares at Campbell (12-01-11)

2011-12 Liberty Men's Basketball
 Liberty Opponent High/Low Analysis (as of Feb 08, 2012)
 All games

OPPONENT INDIVIDUAL GAME HIGHS

Points	33		BARBOUR, Nick at High Point (01-21-12)
	32		McCollum, C.J. vs Lehigh (11-19-11)
	29		Rendleman, Keith vs UNC Wilmington (12-06-11)
	28		FREEMAN, Trey at Campbell (12-01-11)
	23		NIMLEY, Saah vs Charleston Southern (12-31-11)
	23		GRADNIGO, Chris at Coastal Carolina (12-03-11)
	23		Hamilton, Jordan vs Lehigh (11-19-11)
Field Goals Made	12		BARBOUR, Nick at High Point (01-21-12)
	12		Rendleman, Keith vs UNC Wilmington (12-06-11)
Field Goal Att.	19		Rendleman, Keith vs UNC Wilmington (12-06-11)
	17		BARBOUR, Nick at High Point (01-21-12)
	17		SHINE, Shay at High Point (01-21-12)
FG Pct (min 5 made)	1.000	(6-6)	Ali, Jihad at Georgia State (11-26-11)
	.818	(9-11)	Turner, Ray at Texas A&M (11-09-11)
3-Point FG Made	6		PRIMM, J.P. at UNC Asheville (01-07-12)
	5		MORRIS, Justin vs Virginia Intermont (12-10-11)
	5		GRADNIGO, Chris at Coastal Carolina (12-03-11)
3-Point FG Att.	10		PRIMM, J.P. at UNC Asheville (01-07-12)
	10		MORRIS, Justin vs Virginia Intermont (12-10-11)
3-Pt FG Pct (min 2 made)	1.000	(4-4)	Ali, Jihad at Georgia State (11-26-11)
	1.000	(4-4)	Rum, Matt at William & Mary (11-14-11)
	1.000	(2-2)	LANE, Jaron vs UNC Asheville (02-04-12)
	1.000	(2-2)	LANE, Jaron at UNC Asheville (01-07-12)
	1.000	(2-2)	DUINKER, Josh at RICHMOND (12-28-11)
	1.000	(2-2)	RYAN, Andrew at Campbell (12-01-11)
	1.000	(2-2)	KNIPP, Timmy vs Eastern Kentucky (11-18-11)
	1.000	(2-2)	Brown, Kendrix at William & Mary (11-14-11)
Free Throws Made	15		NIMLEY, Saah vs Charleston Southern (12-31-11)
	9		FREEMAN, Trey at Campbell (12-01-11)
	9		McCollum, C.J. vs Lehigh (11-19-11)
Free Throw Att.	17		NIMLEY, Saah vs Charleston Southern (12-31-11)
	12		FREEMAN, Trey at Campbell (12-01-11)
FT Pct (min 3 made)	1.000	(9-9)	McCollum, C.J. vs Lehigh (11-19-11)
	1.000	(6-6)	BARBOUR, Nick at High Point (01-21-12)
	1.000	(6-6)	White, Devonta at Georgia State (11-26-11)
	1.000	(5-5)	DESGAIN, Zach vs Randolph College (11-11-11)
	1.000	(4-4)	DICKEY, Matt at UNC Asheville (01-07-12)
	1.000	(4-4)	BROTHERS, Darien at RICHMOND (12-28-11)
	1.000	(4-4)	Turner, Elston at Texas A&M (11-09-11)
	1.000	(3-3)	EDWARDS, Johnathan at Radford (01-28-12)
	1.000	(3-3)	JEROME, Joab at Winthrop (01-26-12)
	1.000	(3-3)	LANE, Jaron at UNC Asheville (01-07-12)
	1.000	(3-3)	DiNUNNO, Mike vs Eastern Kentucky (11-18-11)
Rebounds	14		VALENTINE, George at Winthrop (01-26-12)
	12		MARTIN, Kelvin vs Charleston Southern (12-31-11)
Assists	8		WASHINGTON, Eric vs Presbyterian College (01-02-12)
	7		MARTIN, Xavier at High Point (01-21-12)
Steals	4		GABRIEL, Keith at VMI (01-10-12)
	3		WALLACE, Devante at High Point (01-21-12)
	3		ROBBINS, Greg at RICHMOND (12-28-11)
	3		Rendleman, Keith vs UNC Wilmington (12-06-11)
	3		FERGUSON, Rico at Campbell (12-01-11)
	3		Brown, Kendrix vs William & Mary (11-20-11)

	3	Hamilton, Jordan vs Lehigh (11-19-11)
	3	RIGGS, D'Mitri vs Eastern Kentucky (11-18-11)
Blocked Shots	7	Buckner, Eric at Georgia State (11-26-11)
	3	STEPHENSON, Chris at UNC Asheville (01-07-12)
	3	HART, Joshua vs Virginia Intermont (12-10-11)
	3	GRADNIGO, Chris at Coastal Carolina (12-03-11)
	3	MCLAURIN, Sam at Coastal Carolina (12-03-11)
	3	GRIFFIN, Eric at Campbell (12-01-11)
Turnovers	6	Britt, Brandon at William & Mary (11-14-11)
	6	EHILEGBU, Mike vs Randolph College (11-11-11)
Fouls	5	CERRAH, Tolga at Radford (01-28-12)
	5	GREEN, Javonte at Radford (01-28-12)
	5	SHINE, Shay at High Point (01-21-12)
	5	CERRAH, Tolga vs Radford (01-12-12)
	5	DOCKERY, Brandon vs Montreat (12-20-11)
	5	CELESTIN, Amir at Campbell (12-01-11)
	5	FERGUSON, Rico at Campbell (12-01-11)
	5	Schalk, Tom vs William & Mary (11-20-11)