

**2011-12 Liberty  
Men's Basketball  
Quick Facts**

**General Information**

Name of School..... Liberty University  
City/Zip ..... Lynchburg, Va. 24502  
Founded ..... 1971  
Enrollment ..... 12,200  
Nickname..... Flames  
School Colors ..... Red, White & Blue  
Home Arena..... Vines Center  
Capacity..... 8,085  
Affiliation ..... NCAA Division I  
Conference..... Big South  
Founder ..... Dr. Jerry Falwell  
Chancellor ..... Jerry Falwell, Jr.  
Director of Athletics..... Jeff Barber  
Athletics Dept. Phone..... (434) 582-2100

**Men's Basketball Information**

Head Coach..... Dale Layer  
Alma Mater ..... Eckerd, '80  
Record at School ..... 41-43 (Third Year)  
Career Record..... 312-237 (19th Year)  
Assistant Coaches  
...Jason Eaker (Texas-Pan American, '04)  
.....Matt Olinger (Liberty, '08)  
..... Brian Joyce (Oklahoma Christian, '95)  
Certified Athletic Trainer  
..... Aaron Schreiner (Taylor, '02)

**History**

First Season of Basketball..... 1972-73  
All-Time Record..... 565-598  
NCAA Tournament Appearances..... 2  
Last NCAA Appearance..... 2004  
Opponent..... St. Joseph's  
Result ..... L/82-63 (First Round)  
Final/Highest Ranking ..... N/A  
Final 2010-11 Record ..... 19-13  
Conference Record/Finish..... 13-5/2nd  
Starters Returning/Lost..... 4/1  
Letterwinners Returning/Lost..... 6/1  
Newcomers..... 6

**Athletics Communications Info.**

Asst. AD - Communications  
..... Todd Wetmore  
SID Office Phone..... (434) 582-2292  
Cell Phone..... (434) 841-8974  
Email Address..... twetmore@liberty.edu  
Assoc. Director ..... Ryan Bomberger  
Cell Phone ..... (434) 221-5576  
Email Address..... rbomberger@liberty.edu  
Asst. Director ..... Paul Carmany  
Cell Phone ..... (434) 221-5575  
Email Address..... pjcarmany@liberty.edu  
Asst. Director ..... Eric Brown  
Cell Phone ..... (434) 221-8817  
Email Address..... eqbrown@liberty.edu  
Asst. Director ..... Joe Carmany  
Cell Phone ..... (434) 534-4325  
Email Address..... jacarmany@liberty.edu  
MBB Contact ..... Eric Brown  
Ath. Comm. Fax..... (434) 582-2076  
Website..... LibertyFlames.com

**Media Information**

**Radio**

Station ..... WRVL (88.3 FM)  
Play-By-Play ..... Alan York

**Television**

Station ..... Flames Sports Network  
Play-by-Play ..... Alan York

**Game No. 22 - Jan. 26, 2012**



**Liberty FLAMES**  
**(7-14, 2-7 Big South)**

at



**Winthrop EAGLES**  
**(8-13, 5-5 Big South)**

**Rock Hill, S.C. - Winthrop Coliseum - 7 p.m.**

**The Game**

Coming off a hard fought victory against High Point on Saturday, the Liberty men's basketball team remains on the road Thursday, taking on Winthrop. The Flames look to avenge a 64-61 home overtime loss to the Eagles (Jan. 14) when they invade the Winthrop Coliseum, a place where they have tasted victory just five times since the series began nearly 20 years ago. A win in Rock Hill would give Liberty its first "W" inside the facility since the Flames bested the Eagles on Feb. 18, 2004, 74-62. Tipoff for the series' 47th meeting is slated for 7 p.m.

**Recent Results**

Jesse Sanders became the first player in Division I history to have a triple double in each of his four seasons, posting 14 points, 13 assists and 10 rebounds en route to an 84-78 win for Liberty over High Point, Saturday night.

The victory inside the Millis Center marks Liberty's first conference road win of the season, and the fifth against High Point since the series began during the 1998-99 season.

Prior to Sanders' history making triple-double, only three other players had posted at least one triple double in three collegiate seasons – Shaquille O'Neal (LSU, 1989-92), Adonal Foyle (Colgate, 1994-97) and Shawn James (Northeastern/Duquesne, 2004-08).

A trio of Flames led Liberty with 15 points apiece – John Caleb Sanders, Antwan Burrus and David Minaya. Tavares Speaks chipped in 11 tallies to round out Liberty's double digit scorers.

**Watch and Listen to the Flames**

Liberty's clash with the Eagles will be broadcast live on the Liberty Channel with Alan York providing the play-by-play.

There will be a Flames Sports Network radio broadcast (flagship WRVL 88.3 FM) for Saturday's contest. In addition to the radio broadcast, an Internet audio broadcast on LibertyFlames.com will be available. The game will also be video streamed live on the Big South Network.

**Liberty's Probable Starters**

No.	Name	Pos.	Ht.	Wt.	Yr.	PPG	RPG	Other Stats
25	Jesse Sanders	G	6-3	200	Sr.	12.6	8.0	8.1 apg
22	Tavares Speaks	G	6-4	185	Jr.	11.2	3.2	47.4 FG%
14	David Minaya	G	6-6	205	R-Sr.	11.9	4.3	38.9 FG%
24	Antwan Burrus	F	6-6	220	Jr.	10.5	6.4	52.5 FG%
13	Tomasz Gielo	F	6-9	220	Fr.	4.7	2.3	51.3 FG%

**Reserves**

1	Tanner Hoyt	G	6-6	185	Sr.	0.0	0.2	--
2	Chene Phillips	G	6-2	170	So.	1.9	2.0	73.1 FT%
3	Walt Aikens	G	6-1	195	R-So.	0.3	0.2	--
5	Kelly Assinesi	G	6-0	170	Fr.	0.5	0.0	--
11	Andrew Smith	F	6-9	220	Fr.	1.0	0.9	7-9 FG
15	Ethan Layer	G	6-1	160	Fr.	2.3	0.4	32.5 3FG%
21	Joel Vander Pol	C	6-10	230	R-So.	4.8	3.3	53.1 FG%
31	Stephen Baird	F	6-8	220	R-Fr.	2.5	1.1	3 blocks
33	John Caleb Sanders	G	6-0	180	So.	12.0	2.8	35 3FG Made

## 2011-12 Liberty Men's Basketball Schedule/Results

**Overall: 7-14**  
**Big South: 2-7**

11/9 at No. 19 Texas A&M (2K Sports) L/59-81  
11/11 **RANDOLPH COLLEGE** W/81-58  
11/14 at William & Mary W/75-72

### 2K Sports Classic (Lynchburg Subregional)

11/18 **EASTERN KENTUCKY**^# L/65-73  
11/19 **LEHIGH**# L/80-90  
11/20 **WILLIAM & MARY**^# L/64-65

11/26 at Georgia State L/50-72  
12/1 at Campbell \*# L/82-96  
12/3 at Coastal Carolina\*# L/68-78  
12/6 **UNC WILMINGTON**^#& L/68-77  
12/10 **VIRGINIA INTERMONT**^# W/78-60  
12/17 **HAMPTON**^#& W/74-65  
12/20 **MONTREAT**^# W/91-73  
12/28 at Richmond L/61-77  
12/31 **CHARLESTON SOUTHERN** \* L/76-81  
1/2 **PRESBYTERIAN COLLEGE** ^\*#& L/56-63  
1/7 at UNC Asheville \*# L/75-98  
1/10 at VMI ^\*# L/57-71  
1/12 **RADFORD** ^\*#& W/69-64  
1/14 **WINTHROP** ^\*#& L/61-64 OT  
1/21 at High Point \*# W/84-78  
1/26 at Winthrop \*# 7 p.m.  
1/28 at Radford ^\*#& 4 p.m.  
2/2 **GARDNER-WEBB** ^\*#& 7 p.m.  
2/4 **UNC ASHEVILLE** ^\*#& 7 p.m.  
2/9 at Charleston Southern \*# 7:30 p.m.  
2/11 at Presbyterian College \*# 7 p.m.  
2/14 **VMI**^\*#& 7 p.m.  
2/18 at ESPNU BracketBusters TBA  
2/23 **COASTAL CAROLINA** ^\*#& 7 p.m.  
2/25 **CAMPBELL**^\*#& 7 p.m.

### Big South MBB Championship

2/27 First Round (Higher Seeds) 7 p.m.  
2/29 Quarterfinals (Season Champ) 12-8 p.m.  
3/1 Semifinals (Season Champ)! 6/8 p.m.  
3/3 Finals (Higher Seed)\$ 4 p.m.

### Home Games in BOLD CAPS

\* - Big South Conference Game

All times are Eastern Standard Time

^ - Broadcast on Flames Sports Network

# - Broadcast on Big South Network

& - Broadcast on MASN

! - Broadcast on ESPNU

\$ - Broadcast on ESPN 2

## Head Coach Dale Layer



**Record at Liberty: 41-43 (Third Year)**  
**Career Record: 312-237 (19th Year)**

**2010-11 Big South Coach of the Year**

**Mountain West Conference Championship: 2003**

**1 NCAA Division I Tournament Appearance: 2003**

**2 NCAA Division II Tournament Appearances: 1996 (Sweet 16), 1998**

Liberty head men's basketball coach Dale Layer became the program's eighth head coach on April 8, 2009, returning to Liberty Mountain after previously serving as an assistant coach for the Flames during the 2007-08 season.

Layer and the Flames are coming off a solid season, finishing the 2010-11 campaign with a 19-13 record and a 13-5 posting in the Big South Conference. Liberty's win total among conference opponents set a new standard for most Big South wins in a single season, surpassing the previous mark of 12.

Tabbed during the preseason to finish sixth in the Big South, the Flames proved to be the surprise of the season, clinching second place in the conference standings. The Flames record-setting run in conference play allowed Layer to become the first coach in program history to earn Big South Coach of the Year honors. The skipper was not the only member of the program to take home conference accolades this season, as Layer's pupil, junior point guard Jesse Sanders was voted Big South Player of the Year.

Layer is currently in his third head coaching stint and first since leaving Colorado State in 2007. Layer, 52, came to Liberty following a successful run as an assistant coach at BIG EAST member and nationally ranked Marquette in the 2008-09 season, where he worked with the guards. Layer helped the Eagles to a 25-10 record and a second round appearance in the NCAA Tournament despite lacking the full-time services of All-American Dominic James, who was injured near the end of the season.

Layer first served as an assistant at Liberty during the 2007-08 season, helping the Flames to their best regular-season finish since winning the 2004 Big South Championship.

Layer has also demonstrated the ability to develop a player's talent, including former Colorado State center Jason Smith. The seven-footer scored over 1,500 points for Layer's Rams during his three seasons with the program, before entering the NBA Draft following his junior campaign. Due to his development under Layer's tutelage, Smith was chosen with the 20th selection of the NBA Draft's first round by the Miami Heat in 2007.

His rights were later traded to the Philadelphia 76ers. When Smith graduated from high school, he was ranked as the 276th best player in his class and in three seasons under Layer, he developed into the 20th selection in the NBA Draft. In addition, several of Layer's recruiting classes at Colorado State were ranked among the top 40 nationally by various recruiting publications.

Layer has a career 312-237 record (18 years) as a head coach, including nine seasons at the helm of Queens in Charlotte, N.C. He also served as the athletics director while at the school and started the basketball program in 1989 from scratch at the formerly all women's institution. Layer's student-athletes have excelled in the classroom, too. In Layer's 18 seasons as a head coach, he has accompanied 46 seniors to be honored on senior night, and all 46 earned a college degree, a 100 percent graduation rate of all players who finish their eligibility.

After graduating from Eckerd in St. Petersburg, Fla., in 1980, Layer started his coaching career as an assistant under Jim Harley, his former coach. Before moving on to Queens, Layer spent seven of the next eight years at Eckerd except for the 1982-83 season, when he was an assistant at Eastern Kentucky.

Layer made the jump to Division I in 1998 when Ritchie McKay took the head coaching job at Colorado State and named him to his staff. During McKay's two seasons with the Rams, Layer helped lead Colorado State to the NIT Tournament in 1999, where they beat Mississippi State and Colorado, before falling to eventual champion, California.

While with the Rams, Layer had a 103-106 record, including a 17-13 mark in 2007. In 2003, Layer led Colorado State to the Mountain West Conference Championship and its first NCAA Tournament bid in 13 years, falling to Duke in the first round.

Among Layer's accomplishments, he also holds a place in two collegiate Hall of Fames. On May 12, 2011, he was inducted into the Eckerd Hall of Fame, where he still holds the basketball program's single-season assist record. Layer is also a member of the Queens University Hall of Fame, receiving the nod at the conclusion of the 2009-10 season.

**Top 50 Scorers  
in Liberty History**

1. Karl Hess	2,373
2. Larry Blair	2,211
3. Bailey Alston	2,115
4. Mark Chafin	1,947
5. Steve Isaacs	1,777
6. Anthony Smith	1,754
7. Peter Aluma	1,715
8. Ed Vickers	1,658
9. Willard Deshazor	1,569
10. Larry Jackson	1,539
11. Matt Hildebrand	1,515
12. George Sweet	1,422
13. Chris Caldwell	1,391
14. Julius Nwosu	1,248
15. Greg McCauley	1,228
16. Eric Gordon	1,154
17. Kyle Ohman	1,141
<b>18. Jesse Sanders</b>	<b>1,101</b>
19. Cliff Webber	1,100
20. Mike Coleman	1,065
21. Mike Goad	1,013
22. Mike Minett	1,001
23. Alex McLean	954
24. Gabe Martin	890
25. Mark Reed	842
26. Brad Hamersley	831
27. Evan Gordon	820
28. David Dees	794
29. Jason Dixon	761
30. Charles Richardson	755
31. Ed Gomes	751
32. Delawn Grandison	713
33. Seth Curry	707
34. Rodney Harrison	689
35. Nathan Day	683
36. Jason Sarchet	658
37. Kenny Gunn	651
<b>38. David Minaya</b>	<b>645</b>
<b>39. Antwan Burrus</b>	<b>630</b>
40. Erik Sorensen	623
41. Tim Scarborough	616
42. Barry Taylor	610
43. Vincent Okotie	588
44. Chris Toomer	583
45. Mark Swift	582
45. Mickey Baker	582
47. Keith Ferguson	576
48. Marcus White	567
49. Dave Denny	548
50. Jody Chapman	543

**Other Current Players:**  
**John Caleb Sanders**      **377**

**Series History**

**Series Record:** Winthrop leads, 31-15  
**Current Streak:** Winthrop is on a two-game win streak  
**Liberty Series Record at Winthrop Coliseum:** 5-17  
**Last Meeting:** Winthrop 64, Liberty 61 (OT) (Jan. 14, 2012)  
**Last Liberty Victory:** Liberty 75, Winthrop 72 (Dec. 4, 2010)  
**Last Liberty Victory at Winthrop:** Liberty 74, Winthrop 62 (Feb. 18, 2004)

**Coaching Matchup**

**Liberty Head Coach:** Dale Layer  
**Overall Record (Season):** 312-237 (19th)  
**Record at Liberty (Season):** 41-43 (Third)  
**Record vs. Winthrop:** 3-7

**Winthrop Head Coach:** Randy Peele

**Overall Record (Season):** 119-144 (Ninth)  
**Record at Winthrop (Season):** 73-75 (Fifth)  
**Record vs. Liberty:** 11-4

**Notes and Anecdotes**

- Prior to coaching at Winthrop, head coach Randy Peele served at the helm of former Big South member UNC Greensboro (1995-99). The Spartans were a member of the Big South in Peele's first two seasons at UNC Greensboro. During that time, Peele garnered a 3-2 record against the Flames. In his inaugural season, Peele led the Spartans to a 20-10 record, defeating the Flames in the Big South Championship finals, 79-53. UNC Greensboro went on to be a No. 15 seed in the NCAA Tournament, falling to No. 2 Cincinnati in the first round, 66-61.

- During Layer's tenure at Queens, the Royals matched up with Winthrop on four occasions, going 2-2 against the Eagles. The first meeting took place on Nov. 24, 1990, as the visiting Royals shocked the Eagles in their season opener in Rock Hill, S.C., 72-64. Winthrop also opened its season at home against Queens during the 1992-93 campaign on Dec. 2, 1992. The Eagles avenged the loss from the previous meeting, besting the Royals, 92-84. The following season, the Royals upset the Eagles once again, earning an 85-77 decision (Dec. 15, 1993). Layer's last meeting with Winthrop while at Queens occurred on Dec. 11, 1994. The Eagles managed to even the series with Queens, edging out the Royals, 73-70.

- The Flames overtime period against the Eagles on Jan. 14 marked its first in almost a year since defeating UNC Asheville in the Vines Center, 83-81, on Jan. 27, 2011.

- Liberty is looking for its first win in the Winthrop Coliseum since the 2003-04 season, when the Flames bested the Eagles, 74-62, on Feb. 18, 2004. Liberty went on to win the Big South Championship that year, receiving the automatic bid to the NCAA Tournament.

- Dating back to the 2006-07 season, Liberty's last six meetings versus the Eagles inside the Winthrop Coliseum have been decided by three possessions or less.

LU	Statistical Comparison	WU
7-14	Record	8-13
44.4	Field Goal Percentage	43.2
47.1	Opponent Field Goal Percentage	44.4
28.1	Three-Point Field Goal Percentage	31.7
3.6	Three-Pointers Made Per Game	5.0
71.1	Free Throw Percentage	65.6
35.4	Rebound Average	32.9
33.3	Opponent Rebound Average	33.4
+ 2.0	Rebound Differential	- 0.5
70.2	Points Per Game	64.4
74.1	Points Allowed Per Game	66.8
- 3.9	Point Differential	- 2.4

**LU** ..... **2011-12 Statistical Leaders** ..... **WU**

Jesse Sanders (12.6 ppg)	Points	Andre Jones (18.0 ppg)
Jesse Sanders (8.0 rpg)	Rebounds	George Valentine (7.4 rpg)
Jesse Sanders (8.1 apg)	Assists	Reggie Middleton (4.6 apg)
Antwan Burrus (1.0 bpg)	Blocks	George Valentine (0.9 bpg)
Tavares Speaks (1.3 spg)	Steals	George Valentine (1.5 spg)
Antwan Burrus (52.5)	Field Goal %	George Valentine (56.3)
Jesse Sanders (38.7)	3-Point Field Goal %	Andre Jones (36.4)
Jesse Sanders (76.5)	Free Throw %	Andre Jones (78.4)



## Big South Conference Update

### Overall Standings

	W	L	Pct.
Coastal Carolina	14	5	.737
UNC Asheville	14	7	.667
Charleston So.	13	7	.650
Campbell	14	8	.636
VMI	10	10	.500
Gardner-Webb	9	12	.429
Presbyterian College	8	11	.421
Winthrop	8	13	.381
High Point	7	13	.350
<b>Liberty</b>	7	14	.333
Radford	4	18	.182

### Conference Standings

	W	L	Pct.
UNC Asheville	9	1	.900
Campbell	8	2	.800
Coastal Carolina	7	2	.778
Charleston So.	7	3	.700
VMI	5	5	.500
Winthrop	5	5	.500
Gardner-Webb	4	5	.444
High Point	3	7	.300
Presbyterian College	2	7	.222
<b>Liberty</b>	2	7	.222
Radford	1	9	.100

### Upcoming Schedule

#### Thursday, Jan. 26

Campbell at Gardner-Webb \*, 7 p.m.  
 Coastal Carolina at Presbyterian \*, 7 p.m.  
 High Point at UNC Asheville \*, 7 p.m.  
 Liberty at Winthrop \*, 7 p.m.  
 VMI at Radford \*, 7 p.m.

#### Saturday, Jan. 28

High Point at Winthrop \*, 4 p.m.  
 Liberty at Radford \*, 4 p.m.  
 Campbell at UNC Asheville \*, 4:30 p.m.  
 Coastal Carolina at Gardner-Webb \*, 7 p.m.  
 Charleston Southern at Presbyterian \*, 7:30 p.m.

#### Thursday, Feb. 2

Charleston Southern at Campbell \*, 7 p.m.  
 Gardner-Webb at Liberty \*, 7 p.m.  
 Presbyterian at High Point \*, 7 p.m.  
 Winthrop at Radford \*, 7 p.m.  
 UNC Asheville at VMI \*, 7 p.m.

#### Saturday, Feb. 4

Presbyterian at Campbell \*, 3:30 p.m.  
 Charleston So. at Coastal Carolina \*, 4 p.m.  
 Gardner-Webb at High Point \*, 7 p.m.  
 UNC Asheville at Liberty \*, 7 p.m.  
 Winthrop at VMI \*, 7 p.m.

#### Tuesday, Feb. 7

Campbell at Coastal Carolina \*, 7 p.m.

#### Thursday, Feb. 9

Winthrop at Campbell \*, 7 p.m.  
 High Point at Coastal Carolina \*, 7 p.m.  
 VMI at Presbyterian \*, 7 p.m.  
 Radford at Gardner-Webb \*, 7 p.m.  
 Liberty at Charleston So. \*, 7:30 p.m.

## News and Notes from Liberty's game versus High Point (Jan. 21)

- Jesse Sanders garnered his fourth career triple double with 24 ticks left in the contest, grabbing his 10th rebound to complete the three category feat.

- Liberty finished the contest shooting 52.2 percent (24-of-46) from the field and went 32-of-41 from the free throw line. The Panthers concluded the game with 47.6 percent shooting (30-of-63).

- High Point won the rebounding battle, 33-30, and controlled the paint, 38-26. Free throws proved to be a considerable factor on the night, with the Flames outscoring the Panthers from the charity stripe, 32-13.

- Liberty did not score from the field in the final 3:34, hitting 13-of-18 free throws down the stretch to secure the win.

- Liberty did not trail against the Panthers on Saturday, marking the first time the Flames have not relinquished the lead versus a conference opponent since March 3, 2009, when the Flames defeated Gardner-Webb at home in the Big South Championship Quarter-finals, 88-77. The last time Liberty did not trail against a Big South member during the regular season was Jan. 21, 2008, as the Flames bested Coastal Carolina in the Vines Center, 78-59.

- The victory moves the Flames to 18-11 all-time against the Panthers.

### Miscellaneous Notes

- Jesse Sanders is seven assists away from passing Karl Hess (648, 1977-80) as Liberty's all-time assist leader. Sanders also needs 23 rebounds to surpass Mike Coleman (1989-92) for fifth all-time on Liberty's career rebounding list.

- Jesse Sanders is currently leading the Flames in points (12.6 ppg), rebounds (8.0 rpg) and assists (8.1 apg). The Sugar Land Texas native is one of seven players in the country leading his team in all three categories. Sanders is third in the country in assists and is the first player in at least 15 years to average eight rebounds and eight assists. Sanders is the only player in Big South history with 1,000 career points (1,101), 700 career rebounds (733) and 600 career assists (642).

- Liberty has made 30 free throws or more in two of its last three games. Liberty's free throw total on Saturday is the most since the Flames went 32-of-45 at Radford (92-85, Feb. 28, 2009).

- Last season, John Caleb Sanders posted 126 points on the year. The sophomore guard currently has 236 tallies through 20 games this season. Sanders' minutes are up dramatically this season. After averaging 12.4 minutes per game in 2010-11, the Sugar Land, Texas native is averaging 26.1 per game, this year.

- Liberty currently has five players averaging double scoring figures. The Flames have had just one season with five players averaging 10 or more points per game, doing so during the program's second year (1973-74).

### Looking Back

-Prior to Liberty's six three-pointers against Winthrop, the Flames had a combine three treys in games against VMI and Radford. Liberty finished with two three-pointers against the Keydets and one against the Highlanders. The last time Liberty had zero three-point field goals in a game was Feb. 1, 2005 against High Point.

- After starting last season 5-0 in conference play, Liberty started 0-6 this season. The last time Liberty started 0-6 in Big South play was the 1998-99 season, when the Flames finished 0-10 in conference action.

- In Liberty's game against UNC Asheville (Jan. 7), Jesse Sanders became the Big South's all-time assist leader, surpassing Radford's Amir Johnson (604, 2007-10).

- Liberty had zero steals at Richmond, marking the first time in program history the Flames have failed to record a single theft in a contest.

- During Liberty's game against Montreat (Dec. 20), Jesse Sanders set a new Vines Center record with 16 assists.

- Before setting a new Vines Center record with a perfect game from the free throw line on Dec. 17 against Hampton (18-for-18, 1.000), Liberty had not shot over 65 percent from the charity stripe in its last three games.

## Miscellaneous Stats for the 2011-12 Flames

### Team Scoring Leaders

Jesse Sanders	6 times
John Caleb Sanders	6 times
Tavares Speaks	4 times
David Minaya	4 times
Antwan Burrus	3 times
Joel Vander Pol	1 time

### 20-Point Games

Jesse Sanders	2 times
David Minaya	1 time
Joel Vander Pol	1 time
John Caleb Sanders	1 time

### Team Rebounding Leaders

Jesse Sanders	11 times
Antwan Burrus	6 times
Joel Vander Pol	2 times
David Minaya	2 times
Chene Phillips	1 time
John Caleb Sanders	1 time
Tomasz Gielo	1 time

### 10-Rebound Games

Jesse Sanders	7 times
Antwan Burrus	2 times
David Minaya	1 time

### Team Assist Leaders

Jesse Sanders	19 times
Chene Phillips	1 time
Antwan Burrus	1 time

### 5-Assist Games

Jesse Sanders	18 times
Chene Phillips	1 time

### Team Steal Leaders

Jesse Sanders	8 times
Tavares Speaks	7 times
David Minaya	4 times
Antwan Burrus	3 times
John Caleb Sanders	2 times
Chene Phillips	2 times
Joel Vander Pol	1 time
Ethan Layer	1 time

### 3-Steal Games

Jesse Sanders	4 times
Tavares Speaks	3 times
John Caleb Sanders	2 times
Chene Phillips	1 time
David Minaya	1 time

### Team Blocked Shot Leaders

Antwan Burrus	12 times
Joel Vander Pol	5 times
Stephen Baird	2 times
Tomasz Gielo	2 times
Andrew Smith	2 times
Jesse Sanders	1 time
John Caleb Sanders	1 time

\* Includes Ties

## Familiar Face

On Dec. 5, head coach Dale Layer added Walt Aikens to the Liberty men's basketball roster. Aikens is no stranger to Liberty Athletics after completing his first season as a cornerback for the Flames football program in 2011. This past season, Aikens finished fourth on the team in total tackles with 49 and was the squad's co-leader in interceptions with three.

A transfer from Illinois, Aikens was a dual letterwinner at Harding High School in Charlotte, N.C., excelling in football and basketball. As a member of the Rams' basketball team during his senior season (2008-09), Aikens averaged 15.3 points, 5.3 assists, 4.0 rebounds and 2.1 steals per game. Aikens is the second member of his family to play under Layer, as his father, Walter Aikens, played under the head coach during Layer's first two years at Queens (1989-91).

## 2010-11 Season Highlights

- The Flames went 13-5 in Big South play during the 2010-11 season, setting a new program record for most conference wins in a season.

- Dale Layer was named Liberty's first-ever Big South Coach of the Year last season, leading the Flames to a second-place finish in conference play. Layer picked up his 300th career coaching win against 2011 Big South champion UNC Asheville on Jan. 27, as the Flames defeated the Bulldogs in the Vines Center courtesy of a buzzer-beating layup in overtime, 83-81.

- Point guard Jesse Sanders was the first Flame ever to be tabbed Big South Player of the Year and earn honorable mention AP All-America recognition, averaging 11.3 points, 6.0 rebounds and 5.7 assists per game.

## Injury Report

The Flames will be without redshirt senior guard John Brown and forward Sammy Ogukwe both suffered season-ending injuries during the preseason.

Brown started all 32 contests for the Flames during the 2010-11 campaign and was named to the Big South All-Conference second team. The 6-4 guard was ranked No. 8 in the country and led the conference in rebounds, pulling down 10.8 boards per game. Along with his rebounding efforts, Brown was also the Flames' second-leading scorer (11.3 ppg) and finished the year with 14 double-doubles.

Ogukwe appeared in 30 contests for the Flames last season, starting in games against Notre Dame (Nov. 14) and UNC Wilmington (Nov. 16). The Abuja, Nigeria native was a key reserve for Layer's squad, finishing second on team in blocked shots with 22.

## Layer Signs Four for 2012-13

Head Liberty men's basketball coach Dale Layer has announced the early signing of four players to a national letter intent for the 2012-13 season.

Among Layer's early recruiting class are three junior college standouts – JR Coronado, Emmanuel Andrews and Chad Donley. In addition to the trio of junior college players, Layer also signed Larry Taylor, who is currently a point guard at North Point High School in North Port, Fla.

### All-Time Assist Leaders at Liberty

Name	Seasons	Games	Assists	Avg.
Karl Hess	1977-1980	120	648	5.4
<b>Jesse Sanders</b>	<b>2008-Present</b>	<b>116</b>	<b>642</b>	<b>5.5</b>
Matt Hildebrand	1991-94	116	583	5.0
Kenny Gunn	1982-85	98	535	5.5
Ed Gomes	1974-76	64	476	7.4

### All-time Triple-Doubles

Name	Result	Opponent	Date
Jesse Sanders	14 points, 10 rebounds and 13 assists	High Point	01-21-2012
Jesse Sanders	10 points, 10 rebounds and 10 assists	Charleston So.	01-06-2011
Kyle Ohman	16 points, 12 rebounds and 10 assists	VMI	01-02-2010
Jesse Sanders	11 points, 10 rebounds and 10 assists	Ky. Christian	12-12-2009
Jesse Sanders	10 points, 10 rebounds and 10 assists	Presbyterian	02-09-2009
Ed Gomes	10 points, 13 steals and 10 assists	Radford	01-24-1976

# Liberty's 2011-12 Record ...

When Liberty controls the tip .....	4-7
When opponent controls the tip .....	3-7
Played at home.....	5-6
Played on the road .....	2-7
Played at a neutral site .....	0-1
Played a team with a .500+ record .....	1-6
Played a team with a .500 record .....	1-2
Played a team with a below .500 record.....	5-6
When Liberty leads at the half .....	5-0
When opponent leads at the half .....	2-12
When there is a tie at the half .....	0-2
When Liberty leads with 5:00 left.....	7-1
When opponent leads with 5:00 left .....	0-13
When there is a tie with 5:00 left .....	0-0
When Liberty leads with 1:00 left.....	7-0
When opponent leads with 1:00 left .....	0-12
When there is a tie with 1:00 left .....	0-2
When Liberty outrebounds opponent .....	6-6
When opponent outrebounds Liberty .....	1-7
When the teams' rebound totals are equal .....	0-1
When Liberty shoots 50% or better (FG) .....	4-2
When Liberty shoots less than 50% (FG) .....	3-12
When Liberty outshoots its opponents .....	6-3
When opponents outshoot Liberty .....	1-10
When the teams shoot the same pct. ....	0-1
When Liberty shoots more 3-pointers.....	0-3
When opponent shoots more 3-pointers .....	6-11
When same amount of 3-pointers shot.....	1-0
When Liberty shoots more free throws .....	7-3
When opponent shoots more free throws.....	0-9
When same number of free throws taken.....	0-2
When opponent shoots 50% or better (FG).....	0-6
When opponent shoots less than 50% (FG) .....	7-8
When Liberty has more turnovers .....	1-6
When opponent has more turnovers .....	6-5
When turnovers are the same .....	0-3
When Liberty blocks more shots .....	5-2
When opponent blocks more shots .....	2-10
When blocks are the same .....	0-2
When Liberty has more steals .....	6-1
When opponent has more steals .....	1-9
When steals are the same .....	0-4
When Liberty bench outscores opponent .....	3-5
When opponent bench outscores Liberty .....	4-9
When both benches score the same .....	0-0
When Liberty scores 50 or fewer points .....	0-1
When Liberty scores 51-60 points .....	0-3
When Liberty scores 61-70 points .....	1-6
When Liberty scores 71-80 points .....	3-3
When Liberty scores 81 or more points .....	3-1
When the game is decided by 1-5 points .....	2-3
When the game is decided by 6-10 points .....	2-5
When the game is decided by 11+ points .....	3-6
November Games .....	2-5
December Games .....	3-5
January Games .....	2-4
February Games.....	0-0
March Games .....	0-0
Sunday .....	0-1
Monday .....	1-1
Tuesday .....	1-2
Wednesday .....	0-2
Thursday.....	1-1
Friday.....	1-1
Saturday .....	3-6
When Liberty wears white jerseys .....	4-3
When Liberty wears blue jerseys .....	1-6
When Liberty wears red jerseys .....	1-2
When Liberty wears gray jerseys .....	1-3

## Quartet of Triple-Doubles

Prior to Jesse Sanders garnering his fourth career-triple double, the Sugar Land, Texas native was among four other Division I players who garnered triple-doubles in their first three collegiate seasons – Shaquille O’Neal, Adonal Foyle, Shawn James and Trenton Hassell. With his 14-point, 13-assist, 10-rebound performance at High Point, Sanders became the first Division I player to post a triple-double in each of his four collegiate seasons.

Player	Season	Team	Triple-Doubles
Shaquille O’Neal	1989-90	Louisiana State	2
Shaquille O’Neal	1990-91	Louisiana State	1
Shaquille O’Neal	1991-92	Louisiana State	3
Adonal Foyle	1994-95	Colgate	1
Adonal Foyle	1995-96	Colgate	1
Adonal Foyle	1996-97	Colgate	2
Shawn James	2004-05	Northeastern	2
Shawn James	2005-06	Northeastern	2
Shawn James	2007-08	Duquesne	1
Trenton Hassell	1998-99	Austin Peay	1
Trenton Hassell	1999-00	Austin Peay	1
Trenton Hassell	2000-01	Austin Peay	1

**All-Time Record in January: 169-169**

**Dale Layer’s Record in January at Liberty: 14-8**

**Record This January (Games Remaining): 2-4 (Two)**

**Last Five January Records:**

2006-07 – 4-5

2007-08 – 6-2

2008-09 – 6-3

2009-10 – 5-3

2010-11 – 7-1

## Flames Upcoming TV Schedule

1/28	Radford	4 p.m.	Liberty Channel/MASN (12 a.m. tape delay)
2/2	Gardner-Webb	7 p.m.	Liberty Channel/MASN (9 p.m. tape delay)
2/4	UNC Asheville	7 p.m.	Liberty Channel/MASN (9 p.m. tape delay)
2/14	VMI	7 p.m.	Liberty Channel/MASN (9 p.m. tape delay)
2/23	Coastal	7 p.m.	Liberty Channel/MASN
2/25	Campbell	7 p.m.	Big South Network/MASN

## Among the Few

Jesse Sanders is one of seven Division I players who lead their respective teams in points, rebounds and assists.

Name	Year	School	PPG	RPG	APG
<b>Jesse Sanders</b>	<b>Sr.</b>	<b>Liberty</b>	<b>12.6</b>	<b>8.0</b>	<b>8.1</b>
Glen Rice, Jr.	Jr.	Ga. Tech	13.7	6.5	2.4
Royce White	So.	Iowa State	13.3	9.3	4.5
J.J. Avila	So.	Navy	16.6	7.2	2.8
Tim Frazier	Jr.	Penn State	18.0	5.0	6.4
Mamadou Seck	Sr.	Southern Ill.	12.8	8.1	2.8
Orlando Johnson	Sr.	UCSB	19.6	6.2	3.0

## What About the Double-Doubles?

While Jesse Sanders is known for four career triple doubles, he also has 18 career double-doubles and is three away from passing Jason Dixon (1993-95) for fifth all-time in program history.



<b>Liberty vs. Big South</b>	2011-12 --- 68-78	1983-84 --- 70-91, *53-48	<b>The Last Time ...</b>
		1991-92 --- 74-76, *92-77	
<b>Campbell (8-10)</b>	<b>Gardner-Webb (6-3)</b>	1992-93 --- *94-74, 74-79, 69-73	<b>A Liberty Individual</b>
1975-76 --- *78-85	1975-76 --- 88-104	1993-94 --- 68-82, *75-73	<i>Scored 25 points in a game</i>
1976-77 --- 88-125	1976-77 --- 97-127	1994-95 --- *64-52, 68-57	Evan Gordon scored 26 points at Coastal Carolina, 2/3/11
1980-81 --- 83-94	2008-09 --- *68-59, !!90-95, 88-77	1995-96 --- !65-71, *53-50	<i>Scored 30 points in a game</i>
1982-83 --- 50-58	2009-10 --- *68-57, 69-61	1996-97 --- *70-63, 89-75, *85-73	Kyle Ohman scored 39 points versus High Point, 2/20/10
1987-88 --- 62-72	2010-11 --- !64-62, *67-51	1997-98 --- 59-77, *82-91	<i>Grabbed 15 rebounds in a game</i>
1988-89 --- *73-68		1998-99 --- *60-86, 68-97	John Brown pulled down 16 rebounds at VMI, 2/15/11
1989-90 --- 72-76	<b>High Point (18-11)</b>	1999-00 --- 66-85, *62-68	<i>Grabbed 20 rebounds in a game</i>
1991-92 --- 73-71, *77-58, 51-53	1998-99 --- !89-93, *72-55	2000-01 --- *57-77, 77-94	Eric Cunningham grabbed 20 rebounds at Mt. St. Mary's,
1992-93 --- 70-50, *73-63	1999-00 --- *88-63, 65-74	2001-02 --- 60-79, *78-69	1/30/88
1993-94 --- 60-63, *60-55, 76-62	2000-01 --- 65-61, *77-72	2002-03 --- *81-66, 56-81, *52-55	<i>Recorded 10 assists in a game</i>
2007-08 --- 70-73, *68-61	2001-02 --- *58-73, !!98-99	2003-04 --- 76-83, *50-49	Jesse Sanders dished out 13 assists versus High Point,
2011-12 --- 82-96	2002-03 --- *74-70, 68-72	2004-05 --- 64-69, *70-62	1/21/12
	2003-04 --- *79-66, 67-56, *89-44	2005-06 --- *50-60, 54-69	<i>Recorded five steals in a game</i>
<b>Charleston Southern (31-21)</b>	2004-05 --- 56-73, *86-81	2006-07 --- *80-66, 64-48	Evan Gordon swiped five steals versus Radford, 2/10/11
1988-89 --- 66-65, *76-89	2005-06 --- *83-80, 49-78	2007-08 --- 88-89, *78-71	<i>Blocked five shots in a game</i>
1989-90 --- *91-79, 63-77	2006-07 --- 71-77, *96-79	2008-09 --- !!*82-94, 92-85	Antwan Burrus swatted five shots at Radford, 1/15/11
1990-91 --- 73-77, *67-69	2007-08 --- *55-51, 53-67	2009-10 --- 60-55, *69-74	<i>Made five three-pointers in a game</i>
1991-92 --- 75-80, *76-60	2008-09 --- 61-56, *78-63	2010-11 --- 61-53, *79-71	Evan Gordon sank five three-pointers vs. Winthrop, 12/4/10
1992-93 --- *60-49, 72-58	2009-10 --- 53-81, *76-67	2011-12 --- 69-64*	<i>Made 10 free throws in a game</i>
1993-94 --- 71-67, *90-81, 82-71	2010-11 --- 66-60, *65-54, *60-66		Evan Gordon hit 11 free throws at Coastal Carolina, 2/3/11
1994-95 --- *63-58, 70-72, 58-60	2011-12 --- 84-78	<b>Virginia Military (13-13)</b>	<i>Made 20 consecutive free throws (multiple games)</i>
1995-96 --- !81-75, *77-61		1975-76 --- 58-106	Jesse Sanders made 24 straight free throws, spanning
1996-97 --- *72-68, 80-77, *54-64	<b>UNC Asheville (20-28)</b>	1977-78 --- 68-105	12/6/11 to 12/28/11
1997-98 --- 69-72, *75-72	1991-92 --- *90-76, 77-82, 85-54	1990-91 --- *61-69	
1998-99 --- *67-72, !91-94	1992-93 --- 73-50, 80-73, 55-58	1991-92 --- 64-55	<b>Team</b>
1999-00 --- 58-60, *76-60	1993-94 --- 79-71, *56-51	2002-03 --- 54-68, *77-69	<i>Scored 100 points in a game</i>
2000-01 --- *70-57, !81-82	1994-95 --- *46-57, !67-73	2003-04 --- *66-46, 52-61	Defeated VMI, 100-82, 1/20/11
2001-02 --- 64-89, *53-66	1995-96 --- 48-66, *65-54, *73-60	2004-05 --- *91-71, 67-73	<i>Grabbed 60 rebounds in a game</i>
2002-03 --- 57-78, *54-48	1996-97 --- 55-64, !!65-68	2005-06 --- 68-84, *71-67	Totalled 61 rebounds at VMI, 2/21/07
2003-04 --- 71-55, *171-67, *60-54	1997-98 --- *60-70, 59-75, *42-46	2006-07 --- *122-117, 118-108,	<i>Recorded 25 assists in a game</i>
2004-05 --- 71-59, *70-66, *60-66	1998-99 --- *72-77, !86-89, 98-106	*78-79	Dished out 26 assists versus VMI, 1/20/11
2005-06 --- 71-73, *45-61	1999-00 --- *70-62, 68-82, 63-77	2007-08 --- 87-81, *79-81, *103-88	<i>Recorded 20 steals in a game</i>
2006-07 --- 66-63, *83-73	2000-01 --- *52-59, 54-73, 60-48	2008-09 --- 91-80, *72-109, 58-78	Swiped 20 steals versus Shenandoah, 11/19/01
2007-08 --- *79-63, 82-87	2001-02 --- *54-68, 69-85	2009-10 --- 110-102, *91-73	<i>Blocked 10 shots in a game</i>
2008-09 --- *79-60, 95-80	2002-03 --- 80-81, *73-72	2010-11 --- *100-82, 69-79	Blocked 10 shots versus Union College, 12/28/10
2009-10 --- *69-53, 74-61	2003-04 --- *84-72, 82-68	2011-12 --- 57-71	<i>Made 10 three-pointers in a game</i>
2010-11 --- *68-54, 70-69	2004-05 --- *72-71, 92-80		Sank 11 three-pointers versus UNC Asheville, 1/27/11
2011-12 --- 76-81	2005-06 --- 65-77, *181-83	<b>Winthrop (15-31)</b>	<i>Made 30 free throws in a game</i>
	2006-07 --- 77-84, *80-65	1991-92 --- 72-58, *63-52	Made 30 free throws versus Radford, 1/12/12
<b>Coastal Carolina (25-23)</b>	2007-08 --- 70-74, *83-54, 57-75	1992-93 --- 90-93, *58-61	<i>Won 10 straight games</i>
1988-89 --- 73-80, *60-75	2008-09 --- 56-84, *78-66	1993-94 --- *85-61, 81-72	Won 11 straight games, 2/12/80 to 3/15/80
1989-90 --- 85-94, *66-68	2009-10 --- *70-74, 72-75	1994-95 --- 66-85, *70-68	<i>Lost 10 straight games</i>
1991-92 --- *72-71, 68-58	2010-11 --- 59-55, *183-81	1995-96 --- *176-77, !77-78	Lost 10 straight games, 1/19/02 to 2/16/02
1992-93 --- *165-66, !81-74	2010-11 --- 59-55, *183-81	1996-97 --- *70-48, 66-63, *83-69	<i>Won an overtime game</i>
1993-94 --- 75-86, *81-84	2011-12 --- 75-98	1997-98 --- 62-52, *64-65	Defeated UNC Asheville, 83-81, in overtime, 1/27/11
1994-95 --- *88-69, 65-64		1998-99 --- *57-73, 54-82	<i>Lost an overtime game</i>
1995-96 --- 67-62, *71-57	<b>Presbyterian College (5-5)</b>	1999-00 --- *71-73, 63-80	Fell at UNC Wilmington, 69-64, in overtime, 11/16/10
1996-97 --- *78-63, 66-50	1978-79 --- *60-74, !91-95	2000-01 --- 63-76, *57-50, !!62-67	
1997-98 --- 66-62, *66-56, *78-70	2007-08 --- *69-47	2001-02 --- *48-81, 62-69, 59-66	
1998-99 --- *68-89, 75-87	2008-09 --- !!66-67, *69-48	2002-03 --- *64-74, 72-84	<b>Start Chart</b>
1999-00 --- 71-83, *58-52	2009-10 --- 77-67, *60-57	2003-04 --- *66-50, 74-62	<b>Player</b>
2000-01 --- *65-71, 64-68	2010-11 --- *70-61, 66-73	2004-05 --- !73-75, *61-69	<b>Career Starts</b>
2001-02 --- 86-80, *54-58	2011-12 --- 56-63	2005-06 --- 47-67, *78-71, 52-93	<b>Current Streak</b>
2002-03 --- 55-54, *79-73, !63-61		2006-07 --- *40-68, 76-80	<b>/Last Start</b>
2003-04 --- 65-67, *79-65, *88-73	<b>Radford (26-32)</b>	2007-08 --- 48-55, *50-59	Jesse Sanders 113 37
2004-05 --- 71-64, *72-68	1974-75 --- *99-85	2008-09 --- 57-59, *57-47	David Minaya 54 8
2005-06 --- 60-72, *61-78	1975-76 --- *85-73, 76-80	2009-10 --- 62-65, *43-67, 72-80	Antwan Burrus 49 12
2006-07 --- 65-70, *76-77	1978-79 --- 66-88, *68-67	2010-11 --- *75-72, 56-61	John Brown 32 March 1, 2011
2007-08 --- *78-59, 65-51	1979-80 --- *79-70, 61-79	2011-12 --- !61-64	Joel Vander Pol 23 Dec. 6, 2011
2008-09 --- *68-55, 85-82	1980-81 --- *60-61, !71-79		Tavares Speaks 16 4
2009-10 --- *58-73, 48-71	1981-82 --- *52-61, 63-72		John Caleb Sanders 13 Jan. 7, 2012
2010-11 --- *67-70, 71-77	1982-83 --- 63-71, *67-63		Tomasz Gielo 5 5
			Chene Phillips 4 Dec. 1, 2011
			Stephen Baird 3 Dec. 20, 2011
			Sommy Ogukwe 2 Nov. 16, 2010
		*-Indicates home games	
		!-Indicates overtime games	



**Liberty in the  
Big South Stats  
2011-12**

**Team**

Scoring Offense (7th) .....	70.2 ppg
Scoring Defense (10th).....	74.1 ppg
Scoring Margin (10th) .....	-3.9 ppg
Free Throw Pct. (4th).....	71.1
Field Goal Pct. (8th).....	44.4
Field Goal Pct. Defense (9th) ..	47.1
3-Pt. FG Pct. (11th).....	28.1
3-Pt. FG Pct. Defense (7th).....	35.6
3-Pt. FG Made (11th).....	3.57/game
Rebounds (5th).....	35.4 rpg
Opp. Rebounds (3rd).....	33.3 rpg
Rebounding Margin (4th).....	+2.0 rpg
Offensive Rebounds (5th).....	11.7 rpg
Defensive Rebounds (4th).....	23.7 rpg
Off. Rebound Pct. (6th).....	32.9
Def. Rebound Pct. (2nd).....	71.2
Blocked Shots (10th) .....	2.1 bpg
Assists (3rd).....	14.6 apg
Steals (10th) .....	5.8 spg
Turnover Margin (6th) .....	+ 0.1
Asst./TO Ratio (2nd).....	1.18

**Individual**

**Scoring**

Jesse Sanders (19th) .....	12.6 ppg
John C. Sanders (20th) ..	12.0 ppg
David Minaya (22nd) .....	11.9 ppg
Tavares Speaks (25th).....	11.2 ppg

**Rebounding**

Jesse Sanders (5th) .....	8.0 rpg
Antwan Burrus (t-12th) .....	6.4 rpg

**Assists**

Jesse Sanders (1st).....	8.1 apg
--------------------------	---------

**Steals**

Tavares Speaks (15th).....	1.29 spg
----------------------------	----------

**Free Throw Pct.**

Jesse Sanders (8th) .....	76.5
David Minaya (11th).....	73.8

**Blocked Shots**

Antwan Burrus (8th).....	0.9 bpg
--------------------------	---------

**Assist/Turnover Ratio**

Jesse Sanders (1st).....	2.93
--------------------------	------

**Offensive Rebounds**

Jesse Sanders (t-3rd) .....	2.76 rpg
Antwan Burrus (t-8th) .....	2.52 rpg

**Defensive Rebounds**

Jesse Sanders (4th) .....	5.19 rpg
---------------------------	----------



**2011 Liberty Basketball Foreign Tour**

Once every four years, the NCAA allows collegiate basketball teams to travel abroad and compete against international squads. The Liberty men's basketball program took full advantage of the opportunity granted by the NCAA, turning it into a well-rounded athletic, academic, cultural and spiritual experience.

This past summer, the Liberty men's basketball team completed its foreign tour (Aug. 9-18), playing six exhibition games in parts of Belgium and France against various professional clubs. The Flames concluded the tour with a 4-2 record. During their nine-day journey, head coach Dale Layer and the Flames also took time to learn about European culture through a variety of walking tours.

**Game Highlights**

*Game 1 - Liberty 81, Excelsior 53 (Aug. 10, 2011) (Brussels, Belgium)*

Jesse Sanders led the Flames with 16 points, hitting 7-of-8 shots from the field and 2-of-3 from the charity stripe. The senior point guard also chipped in six assists. David Minaya recorded 14 tallies on the night, while John Brown finished with a double-double, posting 12 points on 6-of-7 shooting along with 11 rebounds. Brown also tied Sanders' assist total with six. Other Liberty players with a solid scoring performance on the night included Chene Phillips (9) and Antwan Burrus (8).

*Game 2 - Liberty 86, Ookstamp 58 (Aug. 11, 2011) (Sijsele, Belgium)*

Senior Jesse Sanders led Liberty with 22 points and seven assists, followed by John Caleb Sanders who scored 18 points on 6-of-8 shooting from behind the three-point arc. David Minaya rounded out Liberty's trio of double digit scorers with a 14-point performance.

*Game 3 - Liberty 79, Zwevezele 66 (Aug. 12, 2011) (Sijsele, Belgium)*

John Brown paced the Flames with 16 points and nine rebounds, while John Caleb Sanders knocked down five three-pointers to finish with 15. Jesse Sanders chipped in 12 points and six assists. Burrus also concluded the contest with 12 points, adding eight boards to his scoring effort.

*Game 4 - Brussels All-Stars 77, Liberty 76 (Aug. 13, 2011) (Brussels, Belgium)*

John Brown paced the Flames with 16 points and 14 rebounds. Jesse Sanders finished with 15 points, six boards and three assists. Liberty led by as much as 19 in the contest. Brussels took the lead with one minute remaining with a big three-point basket. After Brown cut the lead to one with a free throw, the Liberty defense forced a 10-second violation on Brussels. With the Flames having the last possession, Minaya hurled up a jumper, but the shot fell short, leading to the 77-76 Brussels win.

*Game 5 - Liberty 79, Kaysersberg 64 (Aug. 15, 2011) (Kaysersberg, France)*

David Minaya paced the Flames with 18 points, with all of his tallies coming in the second half. Jesse Sanders finished with 14 points, 10 rebounds and seven assists. John Caleb Sanders, Joel Vander Pol and Tavares Speaks had 12, 11 and 10 points, respectively.

*Game 6 - Mulhouse 88, Liberty 79 (Aug. 16, 2011) (Mulhouse, France)*

For the second straight contest, David Minaya was Liberty's leading scorer, finishing with 16 points on 6-of-11 shooting, including 4-of-5 from three-point land. Antwan Burrus and John Caleb Sanders chipped in 11 points, while Jesse Sanders added in 10 tallies. John Brown led Liberty on the glass, posting seven boards.



## Sanders Named Lowe's Senior CLASS Award Candidate

Liberty men's basketball senior point guard Jesse Sanders has been selected as a candidate for the 2011-12 Lowe's Senior CLASS Award. Liberty's floor general is one of 30 Division I players across the country up for the prestigious award.

To be eligible for the award, a student-athlete must be classified as an NCAA Division I senior and have notable achievements in four areas of excellence – community, classroom, character and competition.

Sanders enters his senior year coming off a stellar 2010-11 campaign in which he was voted Big South Player of the Year. The Sugar Land, Texas native led the league in assists with 183 (5.7 apg), while averaging 11.3 points and 6.0 rebounds per game.

Sanders was instrumental in the Flames success last season, helping lead Liberty to a second place finish in the conference standings, setting a new program record for most conference wins with 13.

In addition to his accomplishments on the court, Sanders is a three-time Big South Presidential Honor Roll member. A business management major, he has made the dean's list on three occasions and holds a 3.44 GPA.

During his spare time, Sanders enjoys giving back to the community and is active in Liberty's Student-Athlete Advisory Committee (SAAC). As a member of SAAC, Sanders has helped support the growth of Special Olympics in the Lynchburg area. In his sophomore year, Sanders spurred on a campaign to collect shoes for the organization Samaritan's Feet, which provides footwear for children around the world that are without shoes. Sanders is also active in Fellowship of Christian Athletes (FCA), speaking to various clubs and camps throughout Central Virginia.

An acronym for Celebrating Loyalty and Achievement for Staying in School®, the Lowe's Senior CLASS Award focuses on the total student-athlete and encourages students to use their platform in athletics to make a positive impact as leaders in their communities.

The 2011-12 candidate class includes three men's players who were members of last year's CoSIDA Academic All-American team, one Associated Press All-American and seven players who are on teams ranked in the Associated Press preseason top 25 poll.

Lowe's, an official Corporate Partner of the NCAA, will announce the men's Senior CLASS Award® winner during the 2012 NCAA Men's Final Four®, which will be held March 31 and April 2 in New Orleans.

The 30 candidates will be narrowed to 10 finalists midway through the regular season, and those 10 names will be placed on the official ballot.

Ballots will be distributed through a nationwide voting system to media, Division I men's and women's coaches and fans who will select one finalist who best exemplifies excellence in the four Cs of community, classroom, character and competition.

## 2011-12 Lowe's Senior CLASS Award Men's Basketball Candidates

Tim Abromaitis, Forward, Notre Dame  
William Buford, Guard, Ohio State  
Kyle Bullinger, Forward, Weber State  
Scott Christopherson, Guard, Iowa State  
Darnell Gant, Forward, Washington  
Ashton Gibbs, Guard, Pittsburgh  
Drew Gordon, Forward, New Mexico  
Malcolm Grant, Guard, Miami (Florida)  
Draymond Green, Forward, Michigan State  
Justin Greene, Forward, Kent State  
Reggie Hamilton, Guard, Oakland  
Mick Hedgepeth, Forward, Belmont  
Robbie Hummel, Forward, Purdue  
Bernard James, Forward, Florida State  
Jarrod Jones, Forward, Ball State

Kevin Jones, Forward, West Virginia  
Orlando Johnson, Guard, UC Santa Barbara  
Quinn McDowell, Forward, William and Mary  
Darius Miller, Guard, Kentucky  
Ronald Nored, Guard, Butler  
Zack Novak, Guard/Forward, Michigan  
Zack Rosen, Guard, Pennsylvania  
**Jesse Sanders, Guard, Liberty**  
Tanner Smith, Guard, Clemson  
Jordan Taylor, Guard, Wisconsin  
Erving Walker, Guard, Florida  
Demetrius Ward, Guard, Western Michigan  
Kyle Weems, Forward, Missouri State  
Chris Wroblewski, Guard, Cornell  
Tyler Zeller, Forward, North Carolina




## Liberty's 2011-12 Starting Lineups

Game	Date	Opponent	Result							Record
1	Nov. 9	Texas A&M	L, 59-81	Sanders	Phillips	Minaya	Burrus	Vander Pol		0-1
2	Nov. 11	Randolph	W, 81-58	Sanders	JC Sanders	Minaya	Burrus	Vander Pol		1-0
3	Nov. 14	W & M	W, 75-72	Sanders	JC Sanders	Minaya	Burrus	Vander Pol		2-0
4	Nov. 18	EKU	L, 65-73	Sanders	JC Sanders	Minaya	Burrus	Vander Pol		2-1
5	Nov. 19	Lehigh	L, 80-90	Sanders	JC Sanders	Minaya	Burrus	Speaks		0-1
6	Nov. 20	W & M	L, 64-65	Sanders	JC Sanders	Minaya	Burrus	Speaks		0-2
7	Nov. 26	Georgia St.	L, 50-72	Sanders	Phillips	Minaya	Burrus	Speaks		0-1
8	Dec. 1	Campbell	L, 82-96	Sanders	Phillips	JC Sanders	Speaks	Vander Pol		0-1
9	Dec. 3	Coastal	L, 68-78	Sanders	Speaks	Minaya	Burrus	Vander Pol		0-1
10	Dec. 6	UNCW	L, 68-77	Sanders	Speaks	Minaya	Burrus	Vander Pol		0-2
11	Dec. 10	Va. Int.	W, 78-60	Sanders	Speaks	JC Sanders	Burrus	Baird		1-0
12	Dec. 17	Hampton	W, 74-65	Sanders	Speaks	JC Sanders	Burrus	Baird		2-0
13	Dec. 20	Montreat	W, 91-73	Sanders	Speaks	JC Sanders	Burrus	Baird		3-0
14	Dec. 28	Richmond	L, 61-77	Sanders	JC Sanders	Minaya	Burrus	Speaks		0-3
15	Dec. 31	Charl. So.	L, 76-81	Sanders	JC Sanders	Minaya	Burrus	Speaks		0-4
16	Jan. 2	Presbyterian	L, 56-63	Sanders	JC Sanders	Minaya	Burrus	Speaks		0-5
17	Jan. 7	UNCA	L, 75-98	Sanders	JC Sanders	Minaya	Burrus	Gielo		0-1
18	Jan. 10	VMI	L, 57-71	Sanders	Speaks	Minaya	Burrus	Gielo		0-1
19	Jan. 12	Radford	W, 69-64	Sanders	Speaks	Minaya	Burrus	Gielo		1-1
20	Jan. 14	Winthrop	L, 61-64 OT	Sanders	Speaks	Minaya	Burrus	Gielo		1-2
21	Jan. 21	High Point	W, 84-78	Sanders	Speaks	Minaya	Burrus	Gielo		2-2

## Miscellaneous Stats

Date	Opponent	LU Result	LU Big				Opp Big			LU in			Opp in		Tied		Paint		Off TOs		2nd Ch		Bench	
			Lead	Lead	Ties	LC	Lead	Lead	Tied	LU	Opp	LU	Opp	LU	Opp	LU	Opp	LU	Opp	LU	Opp			
Nov. 9	No. 19 Texas A&M	L, 59-81	2	30	0	1	3:14	35:45	1:01	18	48	10	14	13	6	27	22							
Nov. 11	Randolph College	W, 81-58	37	2	2	1	37:47	0:20	1:53	38	16	25	10	8	5	37	15							
Nov. 14	William & Mary	W, 75-72	15	3	0	3	32:17	5:54	1:49	32	24	22	10	22	9	10	47							
Nov. 18	Eastern Kentucky	L, 65-73	2	11	6	6	2:03	32:52	5:05	38	28	9	15	11	8	16	19							
Nov. 19	Lehigh	L, 80-90	0	18	1	0	0:00	37:06	2:54	26	38	13	17	15	7	13	7							
Nov. 20	William & Mary	L, 64-65	3	8	10	10	7:13	36:15	6:32	20	24	15	12	6	6	6	18							
Nov. 26	Georgia State	L, 50-72	0	22	1	0	0:00	39:12	0:48	24	24	10	13	9	0	12	22							
Dec. 1	Campbell	L, 82-96	0	15	2	0	0:00	38:44	1:16	32	34	10	13	10	7	30	18							
Dec. 3	Coastal Carolina	L, 68-78	6	12	3	1	6:56	30:29	2:35	24	34	11	14	12	11	16	23							
Dec. 6	UNC Wilmington	L, 68-77	4	15	1	1	3:15	35:13	1:22	32	36	18	18	17	5	13	12							
Dec. 10	Virginia Intermont	W, 78-60	25	3	2	2	32:39	4:19	3:02	46	26	20	13	11	14	6	21							
Dec. 17	Hampton	W, 74-65	11	1	2	2	36:23	0:23	3:14	18	22	17	10	9	8	14	37							
Dec. 20	Montreat	W, 91-73	30	0	0	0	39:38	0:00	0:22	40	28	22	12	21	12	31	19							
Dec. 28	Richmond	L, 61-77	9	20	2	1	17:12	20:52	1:55	30	30	6	21	12	13	12	22							
Dec. 31	Charleston Southern	L, 76-81	7	13	3	4	8:02	30:30	1:28	38	38	16	15	14	6	6	11							
Jan. 2	Presbyterian College	L, 56-63	6	7	6	4	21:25	14:32	4:13	32	34	2	13	4	10	6	7							
Jan. 7	UNC Asheville	L, 75-98	0	29	0	0	0:00	39:35	0:25	24	48	16	29	7	14	21	40							
Jan. 10	VMI	L, 57-71	2	21	2	3	1:50	35:37	2:33	34	36	7	7	16	8	22	43							
Jan. 12	Radford	W, 69-64	11	9	6	5	12:09	25:23	2:28	30	22	11	19	16	10	23	12							
Jan. 14	Winthrop	L, 61-64 OT	9	9	10	9	18:32	16:46	9:42	24	36	12	15	7	14	20	14							
Jan. 21	High Point	W, 84-78	13	0	0	0	39:21	0:00	0:39	26	38	14	12	14	6	20	24							

## 2011-12 Season Notes/Highlights



**# 1**

**Tanner Hoyt**  
 6-6, 185, Senior G  
 Winterville, N.C.  
 Greenville Christian  
 Academy

### Career Highs

**FG Attempts - 2**  
 vs. Virginia Intermont (12-10-10)  
**Rebounds - 2**  
 vs. Southern Virginia (11-18-10)

### Season Highs

**FG Attempts - 2**  
 vs. Virginia Intermont (12-10-10)  
**Rebounds - 1**  
 vs. Randolph College (11-11-11)

## 2011-12 Game-by-Game

Opponent	Date	gs	min	Total		3-Pointers		Free throws		Rebounds				pf	a	t/o	blk	stl	pts	avg
				fg-fga	pct	3fg-fga	pct	ft-fa	pct	off	def	tot	avg							
RANDOLPH COLLEGE	11-11-11	3		0-0	.000	0-0	.000	0-0	.000	0	1	1	1.0	1	0	0	0	0	0	0.0
at Campbell	12-01-11	1		0-0	.000	0-0	.000	0-0	.000	0	0	0	0.5	0	0	0	0	0	0.0	
VIRGINIA INTERMONT	12-10-11	1		0-2	.000	0-0	.000	0-0	.000	0	0	0	0.3	0	0	0	0	0	0.0	
MONTREAT	12-20-11	3		0-1	.000	0-0	.000	0-0	.000	0	0	0	0.3	2	0	0	0	0	0.0	
at UNC Asheville	01-07-12	1		0-1	.000	0-1	.000	0-0	.000	0	0	0	0.2	0	0	0	0	0	0.0	
<b>Totals</b>		0	9	0-4	.000	0-1	.000	0-0	.000	0	1	1	0.2	3	0	0	0	0	0.0	

Games played: 5  
 Minutes/game: 1.8  
 FG Pct: 0.0  
 3FG Pct: 0.0

Rebounds/game: 0.2

### Career Stats

Season	gp-gs	min/avg	Total		3-Point		F-Throws		Rebounds				Scoring							
			fg-fga	pct	fg-fga	pct	ft-fa	pct	off	def	tot	avg	pf	fo	ast	to	blk	stl	pts	avg
2010-11	6-0	13/2.2	0-1	.000	0-0	.000	0-0	.000	1	4	5	0.8	1	0	0	0	0	0	0	0.0
2011-12	5-0	9/1.8	0-4	.000	0-1	.000	0-0	.000	0	1	1	0.2	3	0	0	0	0	0	0	0.0
<b>TOTAL</b>	11-0	22/2.0	0-5	.000	0-1	.000	0-0	.000	1	5	6	0.5	4	0	0	0	0	0	0	0.0



## 2011-12 Season Notes/Highlights



**# 2**

**Chene Phillips**  
6-2, 170, So., G  
Detroit, Mich.  
Renaissance HS

### Career Highs

**Points - 8 (Two times)**

Most recently, vs. Union College (12-28-10)

**FG Made - 4**

vs. Union College (12-28-10)

**FG Attempts - 7**

vs. Union College (12-28-10)

**3FG Made - 1 (Four times)**

Most recently, vs. VMI (01-20-11)

**3FG Attempts - 2 (Three times)**

most recently, vs. UNC Asheville (1-7-12)

**FT Made - 4**

vs. USF (11-23-10)

**FT Attempts - 6**

vs. Montreat (12-20-11)

**Rebounds - 7**

vs. Randolph (11-11-11)

**Assists - 5**

vs. Campbell (12-1-11)

**Steals - 3**

vs. Montreat (12-20-11)

### Season Highs

**Points - 6**

vs. Coastal Carolina (12-3-11)

**FG Made - 2**

vs. Coastal Carolina (12-3-11)

**FG Attempts - 6**

vs. William & Mary (11-20-11)

**3FG Attempts - 2 (Three times)**

most recently, vs. UNC Asheville (1-7-12)

**FT Made - 4**

vs. Montreat (12-20-11)

**FT Attempts - 6**

vs. Montreat (12-20-11)

**Rebounds - 7**

vs. Randolph (11-11-11)

**Assists - 5**

vs. Campbell (12-1-11)

**Steals - 3**

vs. Montreat (12-20-11)

- Tallied a season-best six points at Coastal Carolina.
- Dished out a career-high five assists against Campbell.
- Posted a career-high seven rebound against Randolph College.
- Finished as Liberty's co-leader in rebounds at Texas A&M, grabbing five.

## 2011-12 Game-by-Game

Opponent	Date	gs	min	Total		3-Pointers		Free throws		Rebounds				pf	a	t/o	blk	stl	pts	avg	
				fg-fga	pct	3fg-fga	pct	ft-fa	pct	off	def	tot	avg								
at Texas A&M	11-09-11	*	24	0-3	.000	0-2	.000	0-0	.000	1	4	5	5.0	2	2	0	0	1	0	0.0	
RANDOLPH COLLEGE	11-11-11		17	1-4	.250	0-1	.000	3-4	.750	0	7	7	6.0	2	3	2	0	1	5	2.5	
at William & Mary	11-14-11		25	1-4	.250	0-0	.000	2-2	1.000	0	5	5	5.7	0	4	2	0	1	4	3.0	
EASTERN KENTUCKY	11-18-11		22	1-4	.250	0-1	.000	0-0	.000	0	2	2	4.8	3	3	1	0	1	2	2.8	
LEHIGH	11-19-11		19	0-1	.000	0-0	.000	1-2	.500	0	3	3	4.4	2	2	3	0	1	1	2.4	
WILLIAM & MARY	11-20-11		14	1-6	.167	0-2	.000	2-2	1.000	2	1	3	4.2	1	0	0	0	1	4	2.7	
at Georgia State	11-26-11	*	20	0-2	.000	0-0	.000	0-0	.000	1	3	4	4.1	3	4	1	0	0	0	2.3	
at Campbell	12-01-11	*	15	1-3	.333	0-0	.000	3-4	.750	0	4	4	4.1	5	5	2	0	2	5	2.6	
at Coastal Carolina	12-03-11		14	2-4	.500	0-0	.000	2-2	1.000	0	0	0	3.7	3	1	1	0	0	6	3.0	
UNC WILMINGTON	12-06-11		9	0-1	.000	0-0	.000	0-0	.000	1	0	1	3.4	1	1	1	0	0	0	2.7	
VIRGINIA INTERMONT	12-10-11		19	1-3	.333	0-0	.000	0-0	.000	1	2	3	3.4	3	2	2	0	2	2	2.6	
HAMPTON	12-17-11		9	1-2	.500	0-0	.000	0-0	.000	0	1	1	3.2	0	0	0	0	0	2	2.6	
MONTREAT	12-20-11		13	0-3	.000	0-1	.000	4-6	.667	0	1	1	3.0	0	2	1	0	3	4	2.7	
at RICHMOND	12-28-11		13	1-2	.500	0-0	.000	0-0	.000	0	0	0	2.8	1	1	2	0	0	2	2.6	
vs Charleston Southern	12-31-11		7	0-1	.000	0-0	.000	0-0	.000	0	1	1	2.7	2	1	1	0	0	0	2.5	
PRESBYTERIAN COLLEGE	01-02-12		6	0-1	.000	0-0	.000	0-0	.000	0	1	1	2.6	2	0	2	0	0	0	2.3	
at UNC Asheville	01-07-12		7	0-2	.000	0-2	.000	0-0	.000	0	0	0	2.4	0	1	0	0	0	0	2.2	
at VMI	01-10-12		8	0-2	.000	0-0	.000	0-0	.000	0	0	0	2.3	1	0	0	0	0	0	2.1	
RADFORD	01-12-12		4	0-0	.000	0-0	.000	2-4	.500	0	0	0	2.2	1	0	0	0	0	2	2.1	
WINTHROP	01-14-12		2	0-0	.000	0-0	.000	0-0	.000	0	0	0	2.1	1	1	0	0	0	0	2.0	
at High Point	01-21-12		2	0-0	.000	0-0	.000	0-0	.000	0	0	0	2.0	2	0	0	0	0	0	1.9	
<b>Totals</b>			<b>3</b>	<b>269</b>	<b>10-48</b>	<b>.208</b>	<b>0-9</b>	<b>.000</b>	<b>19-26</b>	<b>.731</b>	<b>6</b>	<b>35</b>	<b>41</b>	<b>2.0</b>	<b>35</b>	<b>33</b>	<b>21</b>	<b>0</b>	<b>13</b>	<b>39</b>	<b>1.9</b>

Games played: 21  
Minutes/game: 12.8  
Points/game: 1.9  
FG Pct: .208  
3FG Pct: 0.0

Rebounds/game: 2.0  
Assists/game: 1.6  
Turnovers/game: 1.0  
Assist/turnover ratio: 1.6  
Steals/game: 0.6

## Career Stats

Season	gp-gs	min/avg	Total		3-Point		F-Throws		Rebounds				Scoring							
			fg-fga	pct	fg-fga	pct	ft-fa	pct	off	def	tot	avg	pf	fo	ast	to	blk	stl	pts	avg
2010-11	32-1	330/10.3	18-58	.310	4-14	.286	22-29	.759	8	30	38	1.2	53	2	23	33	0	13	62	1.9
2011-12	21-3	269/12.8	10-48	.208	0-9	.000	19-26	.731	6	35	41	2.0	35	1	33	21	0	13	39	1.9
<b>TOTAL</b>	<b>53-4</b>	<b>599/11.3</b>	<b>28-106</b>	<b>.264</b>	<b>4-23</b>	<b>.174</b>	<b>41-55</b>	<b>.745</b>	<b>14</b>	<b>65</b>	<b>79</b>	<b>1.5</b>	<b>88</b>	<b>3</b>	<b>56</b>	<b>54</b>	<b>0</b>	<b>26</b>	<b>101</b>	<b>1.9</b>

## 2011-12 Season Notes/Highlights



**# 3**

**Walt Aikens**

6-1, 195, R-So., G  
Charlotte, N.C.  
Harding HS (Illinois)

### Season Highs

**Points - 2**

vs. UNC Wilmington (12-6-11)

**FG Made - 1**

vs. UNC Wilmington (12-6-11)

**FG Attempts - 3**

vs. UNC Wilmington (12-6-11)

**3FG Attempts - 2**

vs. UNC Wilmington (12-6-11)

**FT Made - 1**

vs. Montreat (12-20-11)

**FT Attempts - 4**

vs. Montreat (12-20-11)

**Rebounds - 1 (Two times)**

Most recently, vs. Richmond (12-28-11)

- Made Liberty debut on Dec. 6, 2011, playing seven minutes and netting a layup against UNC Wilmington.

**2011 (R-So.) (Football):** Started all 12 games at boundary corner in his first year with the program ... ranked fourth on the team with 49 tackles ... led the Big South and ranked No. 28 nationally with three forced fumbles ... finished seven games with four or more tackles.

**Previous School:** Transfer from Illinois ... did not see any playing time during the 2010 season ... earned All-Big Ten freshman honors from The Sporting News following the 2009 season ... played in 10 games as a true freshman, starting five games at safety ... finished the 2009 season with 32 tackles, 26 of which were solo stops ... also added two pass breakups.

**Prep:** Graduate of Harding High School ... letterwinner in basketball and football ... averaged averaged 15.3 points, 5.3 assists, 4.0 rebounds and 2.1 steals per game in basketball his senior season ... played quarterback and defensive back for the football program ... All-Queen City Conference Offensive Player of the Year ... All-Queen City first-team All-Conference on defense and earned The Gridiron Great award ... first-team all-state by the Charlotte Observer ... named the RedZone Old Spice Player of the Year in the state of North Carolina ... threw for 1,500 yards and 15 touchdowns and ran for approximately 565 yards and five touchdowns, leading team in both categories ... recorded six interceptions, running back one 104 yards for a touchdown ... earned first-team All-Mecklenberg County honors.

## 2011-12 Game-by-Game

Opponent	Date	gs	min	Total		3-Pointers		Free throws		Rebounds				pf	a	t/o	blk	stl	pts	avg
				fg-fga	pct	3fg-fga	pct	ft-fga	pct	off	def	tot	avg							
UNC WILMINGTON	12-06-11	7	1-3	.333	0-2	.000	0-0	.000	0	0	0	0.0	0	0	0	0	0	0	2	2.0
VIRGINIA INTERMONT	12-10-11	10	0-0	.000	0-0	.000	0-0	.000	0	0	0	0.0	2	0	0	0	0	0	0	1.0
HAMPTON	12-17-11	8	0-0	.000	0-0	.000	0-0	.000	0	0	0	0.0	2	0	0	0	0	0	0	0.7
MONTREAT	12-20-11	11	0-2	.000	0-0	.000	1-4	.250	0	1	1	0.3	2	0	0	0	0	0	1	0.8
at RICHMOND	12-28-11	6	0-0	.000	0-0	.000	0-0	.000	0	1	1	0.4	1	0	0	0	0	0	0	0.6
vs Charleston Southern	12-31-11	7	0-1	.000	0-0	.000	0-0	.000	0	0	0	0.3	1	0	0	0	0	0	0	0.5
at UNC Asheville	01-07-12	2	0-0	.000	0-0	.000	0-0	.000	0	0	0	0.3	0	0	0	0	0	0	0	0.4
at VMI	01-10-12	1	0-0	.000	0-0	.000	0-0	.000	0	0	0	0.3	0	0	0	0	0	0	0	0.4
at High Point	01-21-12	1	0-0	.000	0-0	.000	0-0	.000	0	0	0	0.2	1	0	0	0	0	0	0	0.3
<b>Totals</b>		<b>0</b>	<b>53</b>	<b>1-6</b>	<b>.167</b>	<b>0-2</b>	<b>.000</b>	<b>1-6</b>	<b>.167</b>	<b>0</b>	<b>2</b>	<b>2</b>	<b>0.2</b>	<b>9</b>	<b>0</b>	<b>0</b>	<b>0</b>	<b>0</b>	<b>3</b>	<b>0.3</b>

Games played: 9

Rebounds/game: 0.2

Minutes/game: 5.9


Points/game: 0.3

FG Pct: 16.7

3FG Pct: 0.0

## Career Stats

Season	gp-gs	min/avg	Total		3-Point		F-Throws		Rebounds				Scoring							
			fg-fga	pct	fg-fga	pct	ft-fga	pct	off	def	tot	avg	pf	fo	ast	to	blk	stl	pts	avg
2011-12	9-0	53/5.9	1-6	.167	0-2	.000	1-6	.167	0	2	2	0.2	9	0	0	0	0	0	3	0.3
<b>TOTAL</b>	<b>9-0</b>	<b>53/5.9</b>	<b>1-6</b>	<b>.167</b>	<b>0-2</b>	<b>.000</b>	<b>1-6</b>	<b>.167</b>	<b>0</b>	<b>2</b>	<b>2</b>	<b>0.2</b>	<b>9</b>	<b>0</b>	<b>0</b>	<b>0</b>	<b>0</b>	<b>0</b>	<b>3</b>	<b>0.3</b>



**# 5**

**Kelly Assinesi**  
6-0, 170, Fr., G  
Greenville, S.C.  
St. Joseph's Catholic

**Season Highs**

**Points - 3 (Two times)**

Most recently, vs. Montreat (12-20-11)

**FG Made - 1**

vs. No. 19 Texas A&M (11-09-11)

**FG Attempts - 2 (Two times)**

Most recently, vs. Montreat (12-20-11)

**3FG Made - 1**

vs. No. 19 Texas A&M (11-09-11)

**3FG Attempts - 1 (Four times)**

Most recently, vs. VMI (1-10-12)

**FT Made - 3**

vs. Montreat (12-20-11)

**FT Attempts - 4**

vs. Montreat (12-20-11)

**Assists - 1 (Four times)**

Most recently, vs. Richmond (12-28-11)

**2011-12 Season Notes/Highlights**

- Knocked down a three-pointer in his Liberty debut at Texas A&M.

-Tallied three points against Montreat (Dec. 20).

**Prep:** Two-year letterwinner at Pasadena ... second leading scorer for the Stars his freshman season, receiving second team all-league honors ... led team with 13.0 ppg his sophomore season, earning first team all-league and second team all-area recognition ... two-year letterwinner at St. Joseph's ... helped lead the Knights to first-ever winning season (19-8) and first playoff win in 2010 ... third in the state of South Carolina in scoring, averaging 27.0 ppg ... Impact Player of the Year runner-up ... named one of the Top 3 players in the state by WYFF Channel 4 News ... No. 1 in the state in assists (7.0 apg) and fifth in points (25.0 ppg) during his senior season ... broke the 1,000-point mark during two-year stint at St. Joseph's ... two-time conference player of the year and first team all-state honoree ... holds the school record for most points in a game (49) ... finished high school tenure with 1,800 points.

**2011-12 Game-by-Game**

Opponent	Date	gs	min	Total		3-Pointers		Free throws		Rebounds				pf	a	t/o	blk	stl	pts	avg
				fg-fga	pct	3fg-fga	pct	ft-fa	pct	off	def	tot	avg							
at Texas A&M	11-09-11	4	1-2	.500	1-1	1.000	0-0	.000	0	0	0	0.0	1	1	0	0	0	3	3.0	
RANDOLPH COLLEGE	11-11-11	13	0-1	.000	0-1	.000	0-0	.000	0	0	0	0.0	1	0	1	0	0	0	1.5	
EASTERN KENTUCKY	11-18-11	0	0-0	.000	0-0	.000	0-0	.000	0	0	0	0.0	0	0	0	0	0	0	1.0	
LEHIGH	11-19-11	0	0-0	.000	0-0	.000	0-0	.000	0	0	0	0.0	0	1	0	0	0	0	0.8	
at Georgia State	11-26-11	2	0-0	.000	0-0	.000	0-0	.000	0	0	0	0.0	0	0	1	0	0	0	0.6	
at Campbell	12-01-11	3	0-0	.000	0-0	.000	0-0	.000	0	0	0	0.0	1	1	0	0	0	0	0.5	
at Coastal Carolina	12-03-11	1	0-0	.000	0-0	.000	0-0	.000	0	0	0	0.0	0	0	0	0	0	0	0.4	
UNC WILMINGTON	12-06-11	1	0-0	.000	0-0	.000	0-0	.000	0	0	0	0.0	0	0	0	0	0	0	0.4	
VIRGINIA INTERMONT	12-10-11	3	0-0	.000	0-0	.000	1-2	.500	0	0	0	0.0	1	0	0	0	0	1	0.4	
MONTREAT	12-20-11	10	0-2	.000	0-1	.000	3-4	.750	0	0	0	0.0	1	0	0	0	0	3	0.7	
at RICHMOND	12-28-11	1	0-0	.000	0-0	.000	0-0	.000	0	0	0	0.0	0	1	0	0	0	0	0.6	
vs Charleston Southern	12-31-11	0	0-0	.000	0-0	.000	0-0	.000	0	0	0	0.0	0	0	0	0	0	0	0.6	
at Asheville	01-07-12	3	0-0	.000	0-0	.000	0-0	.000	0	0	0	0.0	0	0	0	0	0	0	0.5	
at VMI	01-10-12	2	0-1	.000	0-1	.000	0-0	.000	0	0	0	0.0	0	0	0	0	0	0	0.5	
Totals		0	43	1-6	.167	1-4	.250	4-6	.667	0	0	0	0.0	5	4	2	0	0	7	0.5

Games played: 14

Minutes/game: 3.1

Points/game: 0.5

FG Pct: 16.7

3FG Pct: 25.0

FT Pct: 66.7

Assists/game: 0.3

Turnovers/game: 0.1

Assist/turnover ratio: 2.0

**Career Stats**

Season	gp-gs	min/avg	Total		3-Point		F-Throws		Rebounds				Scoring							
			fg-fga	pct	fg-fga	pct	ft-fa	pct	off	def	tot	avg	pf	fo	ast	to	blk	stl	pts	avg
2011-12	14-0	43/3.1	1-6	.167	1-4	.250	4-6	.667	0	0	0	0.0	5	0	4	2	0	0	7	0.5
TOTAL	14-0	43/3.1	1-6	.167	1-4	.250	4-6	.667	0	0	0	0.0	5	0	4	2	0	0	7	0.5





**# 11**

**Andrew Smith**

6-9, 220, Fr., F

Pompano Beach, Fla.

Highlands Christian

**Season Highs**

**Points - 6**

vs. Montreat (12-20-11)

**FG Made - 3**

vs. Montreat (12-20-11)

**FG Attempts - 3**

vs. Montreat (12-20-11)

**FT Attempts - 1**

vs. VMI (1-10-12)

**Rebounds - 4 (Two times)**

Most recently, vs. Richmond (12-28-11)

**Assists - 1 (Two times)**

Most recently, vs. VMI (1-10-12)

**Blocks - 2**

vs. Richmond (12-28-11)

**2011-12 Season Notes/Highlights**

- Scored his first points against Montreat (Dec. 20), finishing with six.

- Finished with two points in games against Richmond, Charleston Southern, VMI and Radford.

**Prep:** Three-year letter winner at Highlands Christian ... two-time first team all-county selection ... team MVP three-straight years ... averaged 17.6 points, 6.4 rebounds, 3.2 blocks and 2.0 assists his sophomore season and was named to the Holiday Classic all-tournament team ... averaged 20.0 points, 9.0 rebounds, 3.0 blocks and 3.2 assists during his junior year, garnering third team all-state honors ... tabbed MVP of Holiday Classic and Clearwater Christian Tournament ... capped off senior year with first team all-state honors, averaging 25.0 points, 9.5 rebounds, 3.4 blocks and 3.3 assists per game ... named to St. Andrews Holiday Tourney all-tournament team.

**2011-12 Game-by-Game**

Opponent	Date	gs	min	Total		3-Pointers		Free throws		Rebounds				pf	a	t/o	blk	stl	pts	avg
				fg-fga	pct	3fg-fga	pct	ft-fa	pct	off	def	tot	avg							
at Texas A&M	11-09-11	3		0-0	.000	0-0	.000	0-0	.000	0	0	0	0.0	0	0	0	0	0	0	0.0
RANDOLPH COLLEGE	11-11-11	8		0-0	.000	0-0	.000	0-0	.000	0	0	0	0.0	0	1	0	0	0	0	0.0
LEHIGH	11-19-11	0		0-0	.000	0-0	.000	0-0	.000	0	0	0	0.0	1	0	0	0	0	0	0.0
at Georgia State	11-26-11	3		0-0	.000	0-0	.000	0-0	.000	0	0	0	0.0	0	0	0	0	0	0	0.0
UNC WILMINGTON	12-06-11	0		0-0	.000	0-0	.000	0-0	.000	0	0	0	0.0	0	0	0	0	0	0	0.0
VIRGINIA INTERMONT	12-10-11	3		0-1	.000	0-0	.000	0-0	.000	0	0	0	0.0	0	0	0	0	0	0	0.0
MONTREAT	12-20-11	12		3-3	1.000	0-0	.000	0-0	.000	2	2	4	0.6	2	0	2	1	0	6	0.9
at RICHMOND	12-28-11	7		1-1	1.000	0-0	.000	0-0	.000	2	2	4	1.0	0	0	1	2	0	2	1.0
vs Charleston Southern	12-31-11	3		1-1	1.000	0-0	.000	0-0	.000	0	0	0	0.9	0	0	0	0	0	2	1.1
at UNC Asheville	01-07-12	1		0-0	.000	0-0	.000	0-0	.000	0	0	0	0.8	1	0	0	0	0	0	1.0
at VMI	01-10-12	7		1-1	1.000	0-0	.000	0-1	.000	0	2	2	0.9	0	1	1	0	0	2	1.1
RADFORD	01-12-12	1		1-2	.500	0-0	.000	0-0	.000	1	1	2	1.0	0	0	0	0	0	2	1.2
WINTHROP	01-14-12	3		0-0	.000	0-0	.000	0-0	.000	0	0	0	0.9	2	0	1	0	0	0	1.1
at High Point	01-21-12	1		0-0	.000	0-0	.000	0-0	.000	0	0	0	0.9	0	0	0	0	0	0	1.0
Totals		0	52	7-9	.778	0-0	.000	0-1	.000	5	7	12	0.9	6	2	5	3	0	14	1.0


Games played: 14  
 Minutes/game: 3.7  
 Points/game: 1.0  
 FG Pct: 77.8

Rebounds/game: 0.9  
 Assists/game: 0.1  
 Turnovers/game: 0.4  
 Assist/turnover ratio: 0.4

**Career Stats**

Season	gp-gs	min/avg	Total		3-Point		F-Throws		Rebounds				Scoring							
			fg-fga	pct	fg-fga	pct	ft-fa	pct	off	def	tot	avg	pf	fo	ast	to	blk	stl	pts	avg
2011-12	14-0	52/3.7	7-9	.778	0-0	.000	0-1	.000	5	7	12	0.9	6	0	2	5	3	0	14	1.0
TOTAL	14-0	52/3.7	7-9	.778	0-0	.000	0-1	.000	5	7	12	0.9	6	0	2	5	3	0	14	1.0

## 2011-12 Season Notes/Highlights



**# 13**

**Tomasz Gielo**

6-9, 220, Fr., G/F  
Szczecin, Poland  
SMS Cetniewo Sports  
Academy

### Season Highs

**Points - 9 (Three times)**  
Most recently, vs. High Point (1-21-12)  
**FG Made - 4 (Three times)**  
Most recently, vs. UNC Asheville (1-7-12)  
**FG Attempts - 7**  
vs. UNC Asheville (1-7-12)  
**3FG Made - 1 (Two times)**  
Most recently, vs. High Point (1-21-12)  
**3FG Attempts - 2**  
vs. High Point (1-21-12)  
**FT Made - 2 (Two times)**  
Most recently, vs. High Point (1-21-12)  
**FT Attempts - 2 (Three times)**  
Most recently, vs. High Point (1-21-12)  
**Rebounds - 7**  
vs. UNC Asheville (1-7-12)  
**Assists - 1**  
vs. High Point (1-21-12)  
**Steals - 1 (Two times)**  
Most recently, vs. Montreat (12-20-11)  
**Blocks - 1 (Two times)**  
Most recently, vs. Presbyterian College (1-2-12)

- Scored Liberty's first five points against High Point (Jan. 21) off a three-pointer and two free throws, finishing the night with nine.
- Posted six points versus VMI.
- Tallied eight points and a season-high seven rebounds at UNC Asheville (Jan. 7).
- Finished with nine points against Montreat
- Made his Liberty debut against Hampton (Dec. 17), finishing with nine points on 4-of-5 shooting from the field in 27 minutes of action.

**Prep:** Played for SMS Cetniewo Sports Academy, averaging 13.0 points, 8.5 rebounds and 1.5 blocks his senior year ... ranked among Top 25 European prospects ... member of Polish national team, finishing fourth in the 2009 U16 FIBA European Championship his sophomore season ... competed in 2010 U17 FIBA World Championship in Hamburg, Germany his junior year ... averaged 13.8 points, 6.6 rebounds, 2.4 assists and 1.4 blocks, helping team reach the finals ... scored 21 points in the championship finals against the United States en route to a second place finish ... participated in the 2010 U18 FIBA European Championship in Vilnius, Lithuania ... was Poland's leading scorer, averaging 11.7 points on 58.5 percent shooting, including 42.9 percent from three-point range ... finished sixth in the tournament ... represented Poland in the 2011 U19 FIBA World Championships in Riga, Latvia ... member of the Polish national team in the 2011 U18 FIBA European Championship, finishing in sixth place.

## 2011-12 Game-by-Game

Opponent	Date	gs	min	Total		3-Pointers		Free throws		Rebounds					pts	avg					
				fg-fga	pct	3fg-fga	pct	ft-fa	pct	off	def	tot	avg	pf			a	t/o	blk	stl	
HAMPTON	12-17-11		27	4-5	.800	1-1	1.000	0-0	.000	0	1	1	1.0	1	0	0	0	1	9	9.0	
MONTREAT	12-20-11		19	4-6	.667	0-1	.000	1-2	.500	1	1	2	1.5	1	0	2	1	1	9	9.0	
at RICHMOND	12-28-11		17	1-4	.250	0-1	.000	0-0	.000	1	2	3	2.0	0	0	0	0	0	2	6.7	
vs Charleston Southern	12-31-11		7	0-0	.000	0-0	.000	0-0	.000	0	1	1	1.8	1	0	1	0	0	0	5.0	
PRESBYTERIAN COLLEGE	01-02-12		7	0-1	.000	0-0	.000	0-0	.000	0	3	3	2.0	1	0	1	1	0	0	4.0	
at UNC Asheville	01-07-12	*	30	4-7	.571	0-0	.000	0-0	.000	5	2	7	2.8	1	0	2	0	0	8	4.7	
at VMI	01-10-12	*	22	2-5	.400	0-1	.000	2-2	1.000	1	1	2	2.7	2	0	1	0	0	6	4.9	
RADFORD	01-12-12	*	25	2-4	.500	0-1	.000	0-0	.000	0	0	0	2.4	1	0	0	1	0	4	4.8	
WINTHROP	01-14-12	*	5	0-2	.000	0-0	.000	0-0	.000	1	0	1	2.2	0	0	0	0	0	0	4.2	
at High Point	01-21-12	*	23	3-5	.600	1-2	.500	2-2	1.000	2	1	3	2.3	0	1	0	0	0	9	4.7	
Totals			5	182	20-39	.513	2-7	.286	5-6	.833	11	12	23	2.3	8	1	7	3	2	47	4.7

Games played: 10  
Minutes/game: 18.2  
Points/game: 4.7  
FG Pct: 51.3  
3FG Pct: 28.6

Rebounds/game: 2.3  
Assists/game: 0.1  
Turnovers/game: 0.7  
Assist/turnover ratio: 0.1  
Steals/game: 0.2

## Career Stats

Season	gp-gs	min/avg	Total		3-Point		F-Throws		Rebounds				Scoring							
			fg-fga	pct	fg-fga	pct	ft-fa	pct	off	def	tot	avg	pf	fo	ast	to	blk	stl	pts	avg
2011-12	10-5	182/18.2	20-39	.513	2-7	.286	5-6	.833	11	12	23	2.3	8	0	1	7	3	2	47	4.7
TOTAL	10-5	182/18.2	20-39	.513	2-7	.286	5-6	.833	11	12	23	2.3	8	0	1	7	3	2	47	4.7

## 2011-12 Season Notes/Highlights



**# 14**

**David Minaya**

6-6, 205, R-Sr., G

Riverview, Fla.

Oldsmar Christian

(Tennessee Tech)

### Career Highs

**Points - 22**

vs. VMI (01-20-11)

**FG Made - 9**

vs. VMI (01-20-11)

**FG Attempts - 16 (Two times)**

Most recently, vs. Radford (1-12-12)

**3FG Made - 4 (Two times)**

Most recently, vs. UNC Asheville

(01-27-11)

**3FG Attempts - 8**

Most recently, vs. UNC Asheville

(01-27-11)

**FT Made - 11**

vs. High Point (1-21-12)

**FT Attempts - 14**

vs. High Point (1-21-12)

**Rebounds - 11**

vs. Radford (1-12-12)

**Assists - 5**

vs. Radford (01-15-11)

**Steals - 4**

at VMI (1-10-12)

**Blocks - 1 (Four times)**

Most recently, vs. Radford (2-10-11)

### Season Highs

**Points - 20**

vs. William & Mary (11-14-11)

**FG Made - 8**

vs. Eastern Kentucky (11-18-11)

**FG Attempts - 16**

vs. Lehigh (11-19-11)

**3FG Made - 2**

vs. Eastern Kentucky (11-18-11)

**3FG Attempts - 4 (Four times)**

Most recently, vs. Winthrop (1-14-12)

**FT Made - 11**

vs. High Point (1-21-12)

**FT Attempts - 14**

vs. High Point (1-21-12)

**Rebounds - 11**

vs. Radford (1-12-12)

**Assists - 4**

Most recently, vs. Coastal Carolina

(12-3-11)

**Steals - 4**

at VMI (1-10-12)

- Made a career high 11 free throws at High Point (Jan. 21), finishing with 15 points.
- Has posted double scoring figures in 12 games this season.
- Recorded his first career double-double in Liberty's 69-64 win over Radford (Jan. 12), finishing with 14 tallies and a career-high 11 boards.
- Currently among Liberty's Top 40 scorers all-time with over 600 points.
- Put up 19 points on 8-for-14 shooting and 1-of-1 from the foul line against Eastern Kentucky.
- First Flame to post 20 points in a game this season, doing so in a 75-72 win at William & Mary (Nov.14).
- Kicked off the season with a 14-point performance at Texas A&M.

## 2011-12 Game-by-Game

Opponent	Date	gs	min	Total		3-Pointers		Free throws		Rebounds				Other				pts	avg		
				fg-fga	pct	3fg-fga	pct	ft-fa	pct	off	def	tot	avg	pf	a	t/o	blk			stl	
at Texas A&M	11-09-11	*	31	5-14	.357	1-3	.333	3-4	.750	1	1	2	2.0	2	0	2	0	0	14	14.0	
RANDOLPH COLLEGE	11-11-11	*	20	2-10	.200	0-1	.000	0-0	.000	1	3	4	3.0	1	2	1	0	0	4	9.0	
at William & Mary	11-14-11	*	29	7-13	.538	1-3	.333	5-6	.833	1	6	7	4.3	4	1	2	0	2	20	12.7	
EASTERN KENTUCKY	11-18-11	*	35	8-14	.571	2-4	.500	1-1	1.000	0	3	3	4.0	3	2	2	0	0	19	14.3	
LEHIGH	11-19-11	*	35	6-16	.375	1-4	.250	3-4	.750	3	2	5	4.2	2	1	1	0	1	16	14.6	
WILLIAM & MARY	11-20-11	*	35	5-9	.556	0-2	.000	2-2	1.000	0	4	4	4.2	4	2	1	0	1	12	14.2	
at Georgia State	11-26-11	*	23	2-9	.222	0-3	.000	0-0	.000	0	2	2	3.9	3	1	0	0	0	4	12.7	
at Campbell	12-01-11		32	4-10	.400	0-2	.000	2-3	.667	1	4	5	4.0	2	0	1	0	0	10	12.4	
at Coastal Carolina	12-03-11	*	33	6-15	.400	0-3	.000	2-2	1.000	2	6	8	4.4	2	2	0	0	1	14	12.6	
UNC WILMINGTON	12-06-11	*	26	4-12	.333	1-4	.250	2-2	1.000	1	3	4	4.4	2	1	3	0	0	11	12.4	
at RICHMOND	12-28-11	*	23	3-6	.500	0-2	.000	0-0	.000	0	1	1	4.1	3	1	1	0	0	6	11.8	
vs Charleston Southern	12-31-11	*	29	7-13	.538	0-1	.000	2-6	.333	0	4	4	4.1	4	1	0	0	2	16	12.2	
PRESBYTERIAN COLLEGE	01-02-12	*	37	7-12	.583	0-2	.000	1-3	.333	1	1	2	3.9	4	0	2	0	0	15	12.4	
at UNC Asheville	01-07-12	*	24	3-11	.273	0-2	.000	1-2	.500	0	3	3	3.9	2	1	2	0	0	7	12.0	
at VMI	01-10-12	*	29	3-9	.333	0-1	.000	2-2	1.000	0	4	4	3.9	0	2	2	0	4	8	11.7	
RADFORD	01-12-12	*	34	4-16	.250	0-1	.000	6-6	1.000	3	8	11	4.3	1	3	1	0	1	14	11.9	
WINTHROP	01-14-12	*	34	3-13	.231	1-4	.250	2-4	.500	0	5	5	4.4	4	4	0	0	1	9	11.7	
at High Point	01-21-12	*	33	2-6	.333	0-2	.000	11-14	.786	1	3	4	4.3	3	0	4	0	1	15	11.9	
Totals			17	542	81-208	.389	7-44	.159	45-61	.738	15	63	78	4.3	46	24	25	0	14	214	11.9

Games played: 18

Minutes/game: 30.1

Points/game: 11.9

FG Pct: 38.9

3FG Pct: 15.9

Rebounds/game: 4.3

Assists/game: 1.3

Turnovers/game: 1.4

Assist/turnover ratio: 1.0


Steals/game: 0.8

## Career Stats

Season	gp-gs	min/avg	Total		3-Point		F-Throws		Rebounds				Other				Scoring			
			fg-fga	pct	fg-fga	pct	ft-fa	pct	off	def	tot	avg	pf	fo	ast	to	blk	stl	pts	avg
2009-10	29-6	341/11.8	33-100	.330	4-25	.160	20-27	.741	15	38	53	1.8	44	0	8	26	1	9	90	3.1
2010-11	32-31	847/26.5	127-306	.415	21-65	.323	66-88	.750	15	86	101	3.2	73	0	40	38	2	19	341	10.7
2011-12	18-17	542/30.1	81-208	.389	7-44	.159	45-61	.738	15	63	78	4.3	46	0	24	25	0	14	214	11.9
TOTAL	79-54	1730/21.9	241-614	.393	32-134	.239	131-176	.744	45	187	232	2.9	163	0	72	89	3	42	645	8.2



## 2011-12 Season Notes/Highlights



**# 15**

**Ethan Layer**

6-1, 160, Fr., G  
Forest, Va.

*Liberty Christian Academy*

### Season Highs

**Points - 11**  
vs. Campbell (12-1-11)  
**FG Made - 3**  
vs. Campbell (12-1-11)  
**FG Attempts - 6**  
vs. Campbell (12-1-11)  
**3 FG Made - 3**  
vs. Campbell (12-1-11)  
**3FG Attempts - 6**  
vs. Campbell (12-1-11)  
**FT Made - 2 (Two times)**  
Most recently, vs. Montreat (12-20-11)  
**FT Attempts - 3**  
vs. Campbell (12-1-11)  
**Rebounds - 2 (Two times)**  
Most recently, vs. Montreat (12-20-11)  
**Assists - 2**  
vs. UNC Asheville (1-7-12)  
**Steals - 1 (Four times)**  
Most recently, vs. UNC Asheville (1-7-12)

- Has hit three-pointers in ten games this season
- Chipped in six points at Richmond
- Recorded a season high 11 points at Campbell (Dec. 1), going 3-of-6 from behind the three-point arc and 2-of-3 from the charity stripe.

**Prep:** Two-year letter-winner at Liberty Christian Academy (LCA) ... two-time first team all-conference and all-tournament honoree ... two-time member of the all-area team, named to the second team his junior season and first team his senior season ... tabbed all-state honorable mention as a senior.

**Personal:** Son of Dale and Brenda Layer ... father is the current head coach at Liberty ... brother Tim was a member of the Flames program during the 07-08 season.

## 2011-12 Game-by-Game

Opponent	Date	gs	min	Total		3-Pointers		Free throws		Rebounds				pf	a	t/o	blk	stl	pts	avg	
				fg-fga	pct	3fg-fga	pct	ft-fa	pct	off	def	tot	avg								
at Texas A&M	11-09-11	0	0-0	.000	0-0	.000	0-0	.000	0-0	.000	0	0	0	0.0	0	0	0	0	0	0.0	
RANDOLPH COLLEGE	11-11-11	14	2-5	.400	1-3	.333	0-0	.000	0-0	.000	0	0	0	0.0	1	1	2	0	1	5	2.5
at William & Mary	11-14-11	3	0-0	.000	0-0	.000	0-0	.000	0-0	.000	0	0	0	0.0	0	0	0	0	0	0	1.7
EASTERN KENTUCKY	11-18-11	2	0-0	.000	0-0	.000	0-0	.000	0-0	.000	0	0	0	0.0	0	0	0	0	0	0	1.3
LEHIGH	11-19-11	3	1-1	1.000	1-1	1.000	0-0	.000	0-0	.000	0	0	0	0.0	0	0	0	0	0	3	1.6
WILLIAM & MARY	11-20-11	3	0-0	.000	0-0	.000	0-0	.000	0-0	.000	0	1	1	0.2	1	0	0	0	0	0	1.3
at Georgia State	11-26-11	5	0-3	.000	0-3	.000	0-0	.000	0-0	.000	0	1	1	0.3	2	0	0	0	0	0	1.1
at Campbell	12-01-11	11	3-6	.500	3-6	.500	2-3	.667	0	0	0	0.3	3	0	0	0	0	0	11	2.4	
at Coastal Carolina	12-03-11	4	1-2	.500	1-2	.500	0-1	.000	0	0	0	0.2	2	0	0	0	0	0	3	2.4	
UNC WILMINGTON	12-06-11	13	1-4	.250	1-4	.250	0-0	.000	0	0	0	0.2	0	1	0	0	1	3	2.5		
VIRGINIA INTERMONT	12-10-11	15	1-3	.333	1-3	.333	0-0	.000	0	2	2	0.4	1	1	1	0	0	3	2.5		
HAMPTON	12-17-11	11	1-5	.200	1-5	.200	0-0	.000	0	0	0	0.3	1	0	0	0	0	3	2.6		
MONTREAT	12-20-11	13	1-2	.500	1-2	.500	2-2	1.000	0	2	2	0.5	2	0	0	0	1	5	2.8		
at RICHMOND	12-28-11	12	2-3	.667	2-3	.667	0-0	.000	0	0	0	0.4	1	0	0	0	0	6	3.0		
vs Charleston Southern	12-31-11	11	0-2	.000	0-2	.000	0-0	.000	0	0	0	0.4	1	0	0	0	0	0	2.8		
PRESBYTERIAN COLLEGE	01-02-12	0	0-1	.000	0-1	.000	0-0	.000	0	0	0	0.4	0	0	0	0	0	0	2.6		
at UNC Asheville	01-07-12	8	0-3	.000	0-2	.000	0-0	.000	0	1	1	0.4	2	2	1	0	1	0	2.5		
at VMI	01-10-12	7	0-2	.000	0-2	.000	0-0	.000	0	0	0	0.4	0	0	0	0	0	0	2.3		
WINTHROP	01-14-12	0	0-0	.000	0-0	.000	0-0	.000	0	0	0	0.4	0	0	0	0	0	0	2.2		
at High Point	01-21-12	3	1-1	1.000	1-1	1.000	0-0	.000	0	0	0	0.4	0	0	0	0	0	3	2.3		
Totals		0	138	14-43	.326	13-40	.325	4-6	.667	0	7	7	0.4	17	5	4	0	4	45	2.3	

Games played: 20  
Minutes/game: 6.9  
Points/game: 2.3  
FG Pct: 32.6  
3FG Pct: 32.5

Rebounds/game: 0.4  
Assists/game: 0.3  
Turnovers/game: 0.2  
Assist/turnover ratio: 1.3  
Steals/game: 0.2

### Career Stats

Season	gp-gs	min/avg	Total		3-Point		F-Throws		Rebounds				Scoring							
			fg-fga	pct	fg-fga	pct	ft-fa	pct	off	def	tot	avg	pf	fo	ast	to	blk	stl	pts	avg
2011-12	20-0	138/6.9	14-43	.326	13-40	.325	4-6	.667	0	7	7	0.4	17	0	5	4	0	4	45	2.3
TOTAL	20-0	138/6.9	14-43	.326	13-40	.325	4-6	.667	0	7	7	0.4	17	0	5	4	0	4	45	2.3

## 2011-12 Season Notes/Highlights



**# 20**

**John Brown**

6-4, 195, R-Senior G  
Savannah, Ga.  
Sol. C. Johnson HS  
(Roane State)

### Career Highs

**Points - 23**  
vs. Presbyterian College (12-02-10)  
**FG Made - 10**  
vs. VMI (02-15-11)  
**FG Attempts - 17**  
vs. VMI (02-15-11)  
**3FG Attempts - 1**  
vs. Virginia Intermont (11-12-10)  
**FT Made - 5 (Two times)**  
Most recently, vs. Presbyterian College  
(02-26-11)  
**FT Attempts - 7**  
vs. Iona (02-19-11)  
**Rebounds - 17**  
vs. Virginia Intermont (11-12-10)  
**Assists - 4**  
vs. VMI (01-20-11)  
**Steals - 5**  
vs. Charleston Southern (01-06-11)  
**Blocks - 1 (Nine times)**  
Most recently, vs. High Point (03-01-11)

**2011 (R-Jr.):** One of two players to start all 32 contests for the Flames ... earned second team All-Big South honors ... concluded the year No. 8 in the country and led the league in rebounding with 10.8 boards per game ... second leading scorer for Liberty, averaging 11.3 points per game ... grabbed 344 rebounds during the season, the fifth highest single-season mark in program history and the second-highest mark by a Liberty junior ... recorded 14 double-doubles during the season, one shy of tying the program's single-season mark of 15, set by Alex McLean and Mike Coleman ... posted 18 points and a season high 17 rebounds in his Liberty debut against Virginia Intermont (11/12), tying a Vines Center record for most rebounds in a game ... posted 10 points and 12 boards at Notre Dame (11/14) ... finished with 16 points and 15 boards in overtime win versus Chicago State (11/27) ... led Liberty with a season-high 23 points and 13 rebounds in a win over Presbyterian (12/2) ... instrumental in 83-81 overtime win against UNC Asheville (01/27), hitting a buzzer beating layup to win the contest for the Flames ... connected on clutch tip-in to help the Flames defeat Charleston Southern, 70-69 (2/5) ... finished with 22 points and 16 rebounds at VMI (2/15) ... named to the Big South Presidential Honor Roll.

## 2010-11 Game-by-Game

OPPONENT	DATE	MIN	FG-FGA	3FG-FGA	FT-FTA	OFF-DEF-TOT	A	TO	BLK	STL	PTS
Virginia Intermont	11-12-10	27	7-11	0-1	4-4	10-7-17	1	1	0	1	18
Notre Dame	11-14-10	33	5-11	0-0	0-0	5-7-12	2	3	0	3	10
UNC Wilmington	11-16-10	33	6-11	0-0	2-3	4-3-7	1	3	0	3	14
Southern Virginia	11-18-10	22	5-8	0-0	1-2	4-5-9	3	0	0	0	11
Texas Tech	11-21-10	36	5-13	0-0	0-0	5-9-14	2	6	1	1	10
USF	11-23-10	30	2-7	0-0	3-4	1-3-4	2	2	1	3	7
Mississippi Valley St.	11-26-10	30	2-6	0-0	3-5	3-6-9	1	2	0	2	7
Chicago St.	11-27-10	40	7-12	0-0	2-6	7-8-15	0	2	1	0	16
Presbyterian College	12-02-10	35	9-15	0-0	5-6	5-8-13	2	3	0	1	23
Winthrop	12-04-10	28	5-10	0-0	0-0	4-4-8	0	3	0	0	10
George Mason	12-11-10	31	3-9	0-0	1-2	3-4-7	2	2	0	1	7
William & Mary	12-18-10	33	5-11	0-0	4-6	2-10-12	2	2	0	4	14
Hampton	12-22-10	34	3-8	0-0	1-2	3-8-11	0	7	1	3	7
Union College	12-28-10	14	3-5	0-0	2-4	2-5-7	1	1	0	1	8
Gardner-Webb	12-31-10	25	4-5	0-0	0-0	1-4-5	0	5	1	1	8
UNC Asheville	01-02-11	33	3-5	0-0	2-2	3-4-7	0	5	0	1	8
Charleston Southern	01-06-11	32	6-12	0-0	1-2	7-5-12	2	5	0	5	13
Coastal Carolina	01-08-11	38	6-12	0-0	1-2	4-9-13	0	3	0	2	13
High Point	01-13-11	37	7-12	0-0	0-0	2-8-10	1	5	0	2	14
Radford	01-15-11	21	5-6	0-0	1-3	6-8-14	2	2	0	0	11
VMI	01-20-11	35	7-10	0-0	0-0	2-7-9	4	4	0	4	14
UNC Asheville	01-27-11	41	6-13	0-0	1-3	5-7-12	1	3	0	3	13
Gardner-Webb	01-29-11	29	4-8	0-0	1-2	8-8-16	1	2	1	0	9
Coastal Carolina	02-03-11	32	3-9	0-0	0-0	3-8-11	1	5	0	1	6
Charleston Southern	02-05-11	36	8-16	0-0	0-2	5-5-10	1	4	0	1	16
Radford	02-10-11	32	5-7	0-0	1-2	4-9-13	2	5	1	3	11
High Point	02-12-11	32	2-3	0-0	1-2	2-7-9	1	3	0	2	5
VMI	02-15-11	37	10-17	0-0	2-3	7-9-16	1	3	0	2	22
Iona	02-19-11	37	4-8	0-0	1-7	4-8-12	3	2	1	3	9
Winthrop	02-24-11	30	4-7	0-0	0-0	2-8-10	1	2	0	1	8
Presbyterian College	02-26-11	31	4-9	0-0	5-6	3-4-7	1	2	0	1	13
High Point	03-01-11	37	4-6	0-0	0-0	3-10-13	2	0	1	2	8

## Career Stats

Season	GP	GS	Min	Avg	FG	FGA	Pct	3FG	3FGA	Pct	FT	FTA	Pct	ORB	DRB	TOT	Avg	Asst	TO	Blk	Stl	Pts	Avg
2010-11	32	32	1021	31.9	159	302	.526	0	1	.000	45	80	.563	129	215	344	10.8	43	97	9	57	363	11.3

## 2011-12 Season Notes/Highlights



**# 21**

**Joel Vander Pol**

6-10, 225, R-So., C  
Fort Meyers, Fla.  
Evangelical Christian

### Career Highs

**Points - 20**  
vs. Campbell (12-1-11)  
**FG Made - 7**  
vs. Hampton (12-22-10)  
**FG Attempts - 9**  
vs. Campbell (12-1-11)  
**FT Made - 10**  
vs. Campbell (12-1-11)  
**FT Attempts - 13**  
vs. Campbell (12-1-11)  
**Rebounds - 9**  
vs. Campbell (12-1-11)  
**Assists - 2**  
vs. Virginia Intermont (11-12-10)  
**Steals - 2**  
vs. Campbell (12-1-11)  
**Blocks - 3**  
vs. Union College (12-28-10)

### Season Highs

**Points - 20**  
vs. Campbell (12-1-11)  
**FG Made - 5**  
vs. Campbell (12-1-11)  
**FG Attempts - 9**  
vs. Campbell (12-1-11)  
**FT Made - 10**  
vs. Campbell (12-1-11)  
**FT Attempts - 13**  
vs. Campbell (12-1-11)  
**Rebounds - 9**  
vs. Campbell (12-1-11)  
**Steals - 2**  
vs. Campbell (12-1-11)  
**Blocks - 2 (Three times)**  
Most recently, vs. Winthrop (1-14-12)

- One of three Flames to post 20 points in a game this season.

- Had a break out game at Campbell (Dec. 1), recording setting career highs in points (20), rebounds (9), steals (2), field goals made (7) and free throws made (10). Vander Pol's 10 made free throws is the most by a Flames this season.

**2011 (R-Fr.):** Appeared in 31 contests, starting 16 ... averaged 4.1 points and 3.2 rebounds per game ... third on the team in blocked shots with 21 ... chipped in nine points and three rebounds in a 71-62 victory over William & Mary (12/18) ... finished with a career-high 14 points, while adding six points and two blocks at Hampton (12/22) ... posted eight points and six rebounds versus Gardner-Webb (1/29) ... garnered 10 points and a career-high seven boards in a 70-69 win at Charleston Southern (2/5).

## 2011-12 Game-by-Game

Opponent	Date	gs	min	Total		3-Pointers		Free throws		Rebounds				pf	a	t/o	blk	stl	pts	avg	
				fg-fga	pct	3fg-fga	pct	ft-fa	pct	off	def	tot	avg								
at Texas A&M	11-09-11	*	18	0-2	.000	0-0	.000	0-0	.000	1	4	5	5.0	4	0	2	0	1	0	0.0	
RANDOLPH COLLEGE	11-11-11	*	16	1-3	.333	0-0	.000	0-2	.000	2	3	5	5.0	1	0	1	1	0	2	1.0	
at William & Mary	11-14-11	*	18	2-4	.500	0-0	.000	4-6	.667	2	0	2	4.0	3	0	2	0	0	8	3.3	
EASTERN KENTUCKY	11-18-11	*	21	2-4	.500	0-0	.000	0-1	.000	0	2	2	3.5	1	0	0	0	1	4	3.5	
LEHIGH	11-19-11		11	1-2	.500	0-0	.000	2-2	1.000	0	0	0	2.8	2	0	1	0	0	4	3.6	
WILLIAM & MARY	11-20-11		8	1-1	1.000	0-0	.000	0-1	.000	1	1	2	2.7	2	0	3	0	0	2	3.3	
at Georgia State	11-26-11		8	2-3	.667	0-0	.000	1-1	1.000	1	3	4	2.9	1	0	0	1	1	5	3.6	
at Campbell	12-01-11	*	22	5-9	.556	0-0	.000	10-13	.769	4	5	9	3.6	4	0	1	2	2	20	5.6	
at Coastal Carolina	12-03-11	*	22	0-2	.000	0-0	.000	2-6	.333	1	4	5	3.8	4	0	3	1	0	2	5.2	
UNC WILMINGTON	12-06-11	*	19	0-0	.000	0-0	.000	1-4	.250	1	0	1	3.5	4	0	1	2	0	1	4.8	
at RICHMOND	12-28-11		6	0-0	.000	0-0	.000	0-0	.000	0	0	0	3.2	0	0	0	0	0	0	4.4	
vs Charleston Southern	12-31-11		10	0-0	.000	0-0	.000	4-4	1.000	0	2	2	3.1	3	0	1	0	0	4	4.3	
PRESBYTERIAN COLLEG	01-02-12		20	3-4	.750	0-0	.000	0-1	.000	2	3	5	3.2	1	0	0	1	0	6	4.5	
at UNC Asheville	01-07-12		9	2-3	.667	0-0	.000	2-3	.667	2	1	3	3.2	2	0	1	0	0	6	4.6	
at VMI	01-10-12		14	3-4	.750	0-0	.000	2-2	1.000	1	1	2	3.1	1	0	0	0	0	8	4.8	
RADFORD	01-12-12		17	2-4	.500	0-0	.000	6-8	.750	4	3	7	3.4	5	0	0	0	0	10	5.1	
WINTHROP	01-14-12		22	1-2	.500	0-0	.000	0-0	.000	0	5	5	3.5	4	0	1	2	0	2	4.9	
at High Point	01-21-12		14	1-2	.500	0-0	.000	0-0	.000	0	0	0	3.3	3	0	1	0	0	2	4.8	
<b>Totals</b>			<b>7</b>	<b>275</b>	<b>26-49</b>	<b>.531</b>	<b>0-0</b>	<b>.000</b>	<b>34-54</b>	<b>.630</b>	<b>22</b>	<b>37</b>	<b>59</b>	<b>3.3</b>	<b>45</b>	<b>0</b>	<b>18</b>	<b>10</b>	<b>5</b>	<b>86</b>	<b>4.8</b>

Games played: 18  
Minutes/game: 15.3  
Points/game: 4.8  
FG Pct: 53.1

Rebounds/game: 3.3  
Turnovers/game: 1.0  
Steals/game: 0.3  
Blocks/game: 0.6

## Career Stats

Season	gp-gs	min/avg	Total		3-Point		F-Throws		Rebounds				Scoring							
			fg-fga	pct	fg-fga	pct	ft-fa	pct	off	def	tot	avg	pf	fo	ast	to	blk	stl	pts	avg
2010-11	31-16	463/14.9	44-83	.530	0-0	.000	38-65	.585	39	60	99	3.2	71	1	5	25	21	5	126	4.1
2011-12	18-7	275/15.3	26-49	.531	0-0	.000	34-54	.630	22	37	59	3.3	45	1	0	18	10	5	86	4.8
<b>TOTAL</b>	<b>49-23</b>	<b>738/15.1</b>	<b>70-132</b>	<b>.530</b>	<b>0-0</b>	<b>.000</b>	<b>72-119</b>	<b>.605</b>	<b>61</b>	<b>97</b>	<b>158</b>	<b>3.2</b>	<b>116</b>	<b>2</b>	<b>5</b>	<b>43</b>	<b>31</b>	<b>10</b>	<b>212</b>	<b>4.3</b>



## 2011-12 Season Notes/Highlights

- Has posted double scoring figures in 14 games this season.
- Leads the team in steals with 27 and has three thefts in a game on three occasions.
- Finished with a season-high 18 points in an 81-58 victory against Randolph College (Nov. 11).
- Led the Flames with 16 points, while adding a season-high six rebounds at Georgia State (Nov. 26).
- Put up 17 points in a 78-60 win against Virginia Intermont (Dec. 10).

**# 22**  
**Tavares Speaks**  
*6-4, 185, Jr., G*  
*Raleigh, N.C.*  
*Green Hope*  
*(Cape Fear CC)*

### Season Highs

**Points - 18**  
 vs. Randolph (11-11-11)  
**FG Made - 7 (Six times)**  
 Most recently, vs. Virginia Intermont  
 (12-10-11)  
**FG Attempts - 16**  
 vs. Georgia St. (11-26-11)  
**3 FG Made - 1**  
 vs. UNC Wilmington (12-6-11)  
**3FG Attempts - 2**  
 vs. UNC Wilmington (12-6-11)  
**FT Made - 5 (Two times)**  
 Most recently, vs. High Point (1-21-12)  
**FT Attempts - 8**  
 vs. Lehigh (11-19-11)  
**Rebounds - 7**  
 vs. Montreat (12-20-11)  
**Assists - 3**  
 vs. Hampton (12-17-11)  
**Steals - 3 (Three times)**  
 Most recently, vs. Hampton (12-17-11)  
**Blocks - 1 (Two times)**  
 Most recently, vs. Randolph (12-17-11)

**Previous School:** Two-year letterwinner at Cape Fear Community College ... coached by former Liberty guard and captain Ryan Mantlo (2003-04) ... two-time all-conference honoree ... first team all-region ... regional player of the year ... JUCO All-America first team member ... two-time regular season champion with the Sea Devils... led Cape Fear to an eighth place finish at the JUCO national tournament.

**Prep:** Three-year letterwinner at Green Hope ... all-freshman team honoree ... helped team reach the third round of the state tournament during his junior season ... first team all-triangle and all-conference member ... led team to independent prep state championship his final season ... all-tournament team member ... named championship MVP.

## 2011-12 Game-by-Game

Opponent	Date	gs	min	Total		3-Pointers		Free throws		Rebounds				pf	a	t/o	blk	stl	pts	avg	
				fg-fga	pct	3fg-fga	pct	ft-fa	pct	off	def	tot	avg								
at Texas A&M	11-09-11		26	3-8	.375	0-1	.000	0-0	.000	0	2	2	2.0	3	0	0	0	0	6	6.0	
RANDOLPH COLLEGE	11-11-11		19	7-9	.778	0-0	.000	4-6	.667	0	2	2	2.0	3	1	0	1	2	18	12.0	
at William & Mary	11-14-11		24	3-6	.500	0-0	.000	0-0	.000	0	0	0	1.3	3	0	2	0	2	6	10.0	
EASTERN KENTUCKY	11-18-11		30	7-14	.500	0-1	.000	0-0	.000	1	2	3	1.8	1	0	1	0	1	14	11.0	
LEHIGH	11-19-11	*	29	3-10	.300	0-1	.000	5-8	.625	2	2	4	2.2	4	1	0	0	3	11	11.0	
WILLIAM & MARY	11-20-11	*	36	5-12	.417	0-0	.000	3-4	.750	0	2	2	2.2	2	0	1	0	2	13	11.3	
at Georgia State	11-26-11	*	32	7-16	.438	0-0	.000	2-3	.667	3	3	6	2.7	2	1	2	0	2	16	12.0	
at Campbell	12-01-11	*	28	3-7	.429	0-0	.000	1-2	.500	0	0	0	2.4	5	1	2	0	0	7	11.4	
at Coastal Carolina	12-03-11	*	33	7-11	.636	0-0	.000	1-2	.500	0	3	3	2.4	1	0	2	0	0	15	11.8	
UNC WILMINGTON	12-06-11	*	33	7-14	.500	1-2	.500	1-1	1.000	0	2	2	2.4	3	1	3	0	3	16	12.2	
VIRGINIA INTERMONT	12-10-11	*	26	7-10	.700	0-0	.000	3-3	1.000	0	3	3	2.5	3	0	2	0	2	17	12.6	
HAMPTON	12-17-11	*	33	4-13	.308	0-0	.000	4-4	1.000	2	1	3	2.5	2	3	1	1	3	12	12.6	
MONTREAT	12-20-11	*	21	5-8	.625	0-0	.000	0-0	.000	1	6	7	2.8	2	0	1	0	2	10	12.4	
at RICHMOND	12-28-11	*	29	4-6	.667	0-0	.000	0-0	.000	1	2	3	2.9	2	1	4	0	0	8	12.1	
vs Charleston Southern	12-31-11	*	29	5-13	.385	0-0	.000	0-0	.000	1	4	5	3.0	4	1	2	0	0	10	11.9	
PRESBYTERIAN COLLEGE	01-02-12	*	36	5-9	.556	0-0	.000	2-2	1.000	0	1	1	2.9	1	2	0	0	2	12	11.9	
at UNC Asheville	01-07-12		21	6-9	.667	0-0	.000	0-0	.000	2	1	3	2.9	0	0	2	0	1	12	11.9	
at VMI	01-10-12	*	34	4-12	.333	0-0	.000	0-0	.000	1	6	7	3.1	3	0	3	0	1	8	11.7	
RADFORD	01-12-12	*	33	3-10	.300	0-0	.000	0-0	.000	0	6	6	3.3	2	0	4	0	0	6	11.4	
WINTHROP	01-14-12	*	39	3-10	.300	0-2	.000	1-2	.500	2	3	5	3.4	4	0	4	0	0	7	11.2	
at High Point	01-21-12	*	24	3-6	.500	0-1	.000	5-6	.833	0	1	1	3.2	4	0	2	0	1	11	11.2	
Totals			16	615	101-213	.474	1-8	.125	32-43	.744	16	52	68	3.2	54	12	38	2	27	235	11.2

Games played: 21  
 Minutes/game: 29.3  
 Points/game: 11.2  
 FG Pct: 47.4  
 3FG Pct: 12.5

Rebounds/game: 3.2  
 Assists/game: 0.6  
 Turnovers/game: 1.8  
 Assist/turnover ratio: 0.3  
 Steals/game: 1.3

## Career Stats

Season	gp-gs	min/avg	Total		3-Point		F-Throws		Rebounds				Scoring							
			fg-fga	pct	fg-fga	pct	ft-fa	pct	off	def	tot	avg	pf	fo	ast	to	blk	stl	pts	avg
2011-12	21-16	615/29.3	101-213	.474	1-8	.125	32-43	.744	16	52	68	3.2	54	1	12	38	2	27	235	11.2
TOTAL	21-16	615/29.3	101-213	.474	1-8	.125	32-43	.744	16	52	68	3.2	54	1	12	38	2	27	235	11.2



## 2011-12 Season Notes/Highlights



**# 24**

**Antwan Burrus**  
6-6, 235, Junior F  
Winterville, N.C.  
South Central

### Career Highs

**Points - 20**

vs. VMI (01-28-10)

**FG Made - 8**

vs. Virginia Intermont (12-10-11)

**FG Attempts - 14**

vs. Coastal Carolina (12-3-11)

**3FG Attempts - 1**

vs. UCF (12-29-09)

**FT Made - 8 (Three times)**

Most recently, vs. Gardner-Webb

(12-31-10)

**FT Attempts -13**

vs. Gardner-Webb (12-31-10)

**Rebounds - 13**

vs. VMI (01-28-10)

**Assists - 6**

vs. VMI (01-28-10)

**Steals - 2 (Seven times)**

Most recently, vs. High Point (1-21-12)

**Blocks - 5**

vs. Radford (01-15-11)

### Season Highs

**Points - 19**

vs. Virginia Intermont (12-10-11)

**FG Made - 8**

vs. Virginia Intermont (12-10-11)

**FG Attempts - 14**

vs. Coastal Carolina (12-3-11)

**FT Made - 5**

vs. UNC Asheville (1-7-12)

**FT Attempts - 6**

vs. UNC Asheville (1-7-12)

**Rebounds - 11**

vs. Lehigh (11-19-11)

**Assists - 4**

vs. VMI (1-10-12)

**Steals - 2 (Two times)**

Most recently, vs. Montreat (12-20-11)

**Blocks - 2 (Six times)**

Most recently, vs. Radford (1-12-12)

- Needs two more points to crack Liberty's Top 40 scoring list
- Has three double-doubles on the season.
- Posted double scoring figures in 13 games this year.
- Had a streak of five-straight games with double scoring figures from games played Dec. 10-31.
- Paced the Flames with 19 points in a 78-60 win over Virginia Intermont, garnering a career-high eight made field goals.
- Dropped 14 points in Liberty's 75-72 win at William & Mary (Nov. 14).

## 2011-12 Game-by-Game

Opponent	Date	gs	min	Total		3-Pointers		Free throws		Rebounds							pts	avg			
				fg-fga	pct	3fg-fga	pct	ft-fa	pct	off	def	tot	avg	pf	a	t/o			blk	stl	
at Texas A&M	11-09-11	*	30	4-8	.500	0-0	.000	2-2	1.000	1	2	3	3.0	4	1	1	0	2	10	10.0	
RANDOLPH COLLEGE	11-11-11	*	16	5-5	1.000	0-0	.000	0-0	.000	1	3	4	3.5	3	0	1	2	0	10	10.0	
at William & Mary	11-14-11	*	33	7-11	.636	0-0	.000	0-1	.000	3	3	6	4.3	2	1	0	0	1	14	11.3	
EASTERN KENTUCKY	11-18-11	*	27	2-4	.500	0-0	.000	3-4	.750	2	4	6	4.8	2	0	5	1	0	7	10.3	
LEHIGH	11-19-11	*	31	4-8	.500	0-0	.000	2-3	.667	3	8	11	6.0	4	0	0	1	0	10	10.2	
WILLIAM & MARY	11-20-11	*	32	4-8	.500	0-0	.000	2-2	1.000	2	5	7	6.2	3	2	3	2	0	10	10.2	
at Georgia State	11-26-11	*	31	2-6	.333	0-0	.000	0-0	.000	0	0	0	5.3	2	0	1	2	1	4	9.3	
at Campbell	12-01-11		22	2-9	.222	0-0	.000	2-2	1.000	4	3	7	5.5	4	1	0	0	0	6	8.9	
at Coastal Carolina	12-03-11	*	32	6-14	.429	0-0	.000	0-0	.000	6	4	10	6.0	2	0	1	0	0	12	9.2	
UNC WILMINGTON	12-06-11	*	27	4-7	.571	0-0	.000	0-2	.000	2	4	6	6.0	2	0	1	2	0	8	9.1	
VIRGINIA INTERMONT	12-10-11	*	32	8-12	.667	0-0	.000	3-4	.750	5	5	10	6.4	2	2	2	1	0	19	10.0	
HAMPTON	12-17-11	*	34	5-7	.714	0-0	.000	2-2	1.000	1	4	5	6.3	3	1	1	2	1	12	10.2	
MONTREAT	12-20-11	*	25	6-9	.667	0-0	.000	2-4	.500	4	4	8	6.4	3	1	1	1	2	14	10.5	
at RICHMOND	12-28-11	*	34	5-8	.625	0-0	.000	3-4	.750	3	5	8	6.5	3	1	4	0	0	13	10.6	
vs Charleston Southern	12-31-11	*	30	5-9	.556	0-0	.000	3-3	1.000	4	3	7	6.5	0	0	0	1	1	13	10.8	
PRESBYTERIAN COLLEGE	01-02-12	*	26	4-7	.571	0-0	.000	0-1	.000	1	2	3	6.3	4	1	1	0	0	8	10.6	
at UNC Asheville	01-07-12	*	31	2-9	.222	0-0	.000	5-6	.833	2	5	7	6.4	3	1	2	0	1	9	10.5	
at VMI	01-10-12	*	21	5-10	.500	0-0	.000	0-0	.000	3	6	9	6.5	0	4	1	0	0	10	10.5	
RADFORD	01-12-12	*	19	2-5	.400	0-0	.000	1-1	1.000	1	5	6	6.5	5	0	3	2	0	5	10.2	
WINTHROP	01-14-12	*	41	6-11	.545	0-0	.000	0-0	.000	3	3	6	6.5	1	0	2	1	2	12	10.3	
at High Point	01-21-12	*	35	6-12	.500	0-0	.000	3-4	.750	2	4	6	6.4	1	0	2	3	2	15	10.5	
<b>Totals</b>			<b>20</b>	<b>609</b>	<b>94-179</b>	<b>.525</b>	<b>0-0</b>	<b>.000</b>	<b>33-45</b>	<b>.733</b>	<b>53</b>	<b>82</b>	<b>135</b>	<b>6.4</b>	<b>53</b>	<b>16</b>	<b>32</b>	<b>21</b>	<b>13</b>	<b>221</b>	<b>10.5</b>

Games played: 21  
Minutes/game: 29.0  
Points/game: 10.5  
FG Pct: 52.5  
FT Pct: 73.3

Rebounds/game: 6.4  
Assists/game: 0.8  
Turnovers/game: 1.5  
Assist/turnover ratio: 0.5  
Steals/game: 0.6

### Career Stats

Season	gp-gs	min/avg	Total		3-Point		F-Throws		Rebounds				Scoring							
			fg-fga	pct	fg-fga	pct	ft-fa	pct	off	def	tot	avg	pf	fo	ast	to	blk	stl	pts	avg
2009-10	29-16	498/17.2	81-156	.519	0-1	.000	40-52	.769	48	71	119	4.1	64	2	15	34	28	6	202	7.0
2010-11	32-14	704/22.0	79-165	.479	0-0	.000	49-72	.681	72	61	133	4.2	70	4	11	42	40	11	207	6.5
2011-12	21-20	609/29.0	94-179	.525	0-0	.000	33-45	.733	53	82	135	6.4	53	1	16	32	21	13	221	10.5
<b>TOTAL</b>	<b>82-50</b>	<b>1811/22.1</b>	<b>254-500</b>	<b>.508</b>	<b>0-1</b>	<b>.000</b>	<b>122-169</b>	<b>.722</b>	<b>173</b>	<b>214</b>	<b>387</b>	<b>4.7</b>	<b>187</b>	<b>7</b>	<b>42</b>	<b>108</b>	<b>89</b>	<b>30</b>	<b>630</b>	<b>7.7</b>

## 2011-12 Season Notes/Highlights



**# 25**

**Jesse Sanders**  
6-3, 200, Senior G  
Sugar Land, Texas  
Homeschooled (HCYA)

### Career Highs

**Points - 25**  
vs. Winthrop (03-02-10)  
**FG Made - 8**  
vs. Winthrop (03-02-10)  
**FG Attempts - 18**  
vs. Winthrop (03-02-10)  
**3FG Made - 2 (Seven times)**  
Most recently, vs. Hampton (12-17-11)  
**3FG Attempts - 6 (Two times)**  
Most recently, vs. UNC Asheville (1-7-12)  
**FT Made - 13 (Two times)**  
Most recently vs. Radford (1-12-12)  
**FT Attempts - 15 (Two times)**  
Most recently vs. Radford (1-12-12)  
**Rebounds - 15**  
vs. VMI (01-28-10)  
**Assists - 16**  
vs. Montreat (12-20-11)  
**Steals - 4 (Four times)**  
Most recently, vs. UNC Asheville (02-11-10)  
**Blocks - 2 (Two times)**  
Most recently, vs. Presbyterian (02-09-09)

### Season Highs

**Points - 22**  
vs. Hampton (12-17-11)  
**FG Made - 7**  
vs. Eastern Kentucky (11-18-11)  
**FG Attempts - 12**  
vs. Eastern Kentucky (11-18-11)  
**3FG Made - 2 (Three times)**  
Most recently, vs. Winthrop (1-14-12)  
**3FG Attempts - 6**  
vs. UNC Asheville (1-7-12)  
**FT Made - 13**  
vs. Radford (1-12-12)  
**FT Attempts - 15**  
vs. Radford (1-12-12)  
**Rebounds - 13**  
vs. UNC Wilmington (12-18-11)  
**Assists - 16**  
vs. Montreat (12-20-11)  
**Steals - 3 (Four times)**  
Most recently, vs. High Point (1-21-12)  
**Blocks - 1**  
vs. Virginia Intermont (12-10-11)

- Set a Vines Center record on Dec. 20 with 16 assists.
- Currently second all-time at Liberty in assists with 642
- Became 22nd member of Liberty's 1,000 Point Club at Richmond (Dec. 28).
- One of three Flames to score 20 points in a game this season.
- Posted a season-high 22 points, the most by a Flame this year, in a 74-65 win over Hampton.
- Only player in the country averaging at least 7.0 rebounds and 7.0 assists.
- Currently ranked third in the country in assists (8.1 apg).
- Was named to the 2K Sports Classic Lynchburg Sub Regional All-Tournament Team, averaging 14.0 points, 9.0 rebounds and 7.0 assists during the event.
- Finished with seven assists or more in 16 games, this season.
- One of seven players in the country leading their respective team in points, rebounds and assists.
- Candidate for Lowe's Senior CLASS Award.

Opponent	Date	gs	min	Total		3-Pointers		Free throws		Rebounds				pf	a	t/o	blk	stl	pts	avg	
				fg-fga	pct	3fg-fga	pct	ft-fa	pct	off	def	tot	avg								
at Texas A&M	11-09-11	*	31	2-8	.250	0-3	.000	4-6	.667	3	1	4	4.0	2	9	4	0	0	8	8.0	
RANDOLPH COLLEGE	11-11-11	*	22	4-4	1.000	0-0	.000	3-6	.500	4	5	9	6.5	2	8	4	0	2	11	9.5	
at William & Mary	11-14-11	*	36	4-8	.500	1-1	1.000	2-4	.500	4	3	7	6.7	2	8	2	0	1	11	10.0	
EASTERN KENTUCKY	11-18-11	*	34	7-12	.583	0-2	.000	5-7	.714	3	4	7	6.8	3	4	2	0	3	19	12.3	
LEHIGH	11-19-11	*	35	3-11	.273	0-0	.000	6-6	1.000	3	5	8	7.0	4	10	2	0	1	12	12.2	
WILLIAM & MARY	11-20-11	*	37	2-6	.333	1-2	.500	6-8	.750	3	9	12	7.8	3	7	2	0	2	11	12.0	
at Georgia State	11-26-11	*	35	4-10	.400	1-1	1.000	5-7	.714	2	5	7	7.7	3	3	3	0	3	14	12.3	
at Campbell	12-01-11	*	31	2-3	.667	0-0	.000	2-3	.667	3	4	7	7.6	3	9	4	0	0	6	11.5	
at Coastal Carolina	12-03-11	*	35	2-10	.200	1-3	.333	4-5	.800	3	3	6	7.4	2	10	3	0	2	9	11.2	
UNC WILMINGTON	12-06-11	*	37	6-7	.857	1-1	1.000	6-7	.857	6	7	13	8.0	3	7	6	0	2	19	12.0	
VIRGINIA INTERMONT	12-10-11	*	31	3-8	.375	0-1	.000	6-6	1.000	3	9	12	8.4	1	9	1	1	0	12	12.0	
HAMPTON	12-17-11	*	36	6-9	.667	2-2	1.000	8-8	1.000	1	6	7	8.3	3	9	3	0	1	22	12.8	
MONTREAT	12-20-11	*	29	2-3	.667	0-0	.000	4-4	1.000	2	5	7	8.2	0	16	3	0	3	8	12.5	
at RICHMOND	12-28-11	*	27	5-8	.625	0-1	.000	4-6	.667	0	3	3	7.8	2	5	1	0	0	14	12.6	
vs Charleston Southern	12-31-11	*	37	6-11	.545	0-1	.000	8-13	.615	3	7	10	7.9	4	8	1	0	0	20	13.1	
PRESBYTERIAN COLLEGE	01-02-12	*	36	3-6	.500	1-1	1.000	3-3	1.000	2	10	12	8.2	3	9	3	0	1	10	12.9	
at UNC Asheville	01-07-12	*	32	5-11	.455	2-6	.333	0-0	.000	1	1	2	7.8	0	10	3	0	1	12	12.8	
at VMI	01-10-12	*	34	1-7	.143	0-1	.000	1-2	.500	3	3	6	7.7	2	3	1	0	0	3	12.3	
RADFORD	01-12-12	*	38	2-5	.400	0-0	.000	13-15	.867	5	3	8	7.7	1	5	4	0	1	17	12.5	
WINTHROP	01-14-12	*	44	3-7	.429	2-4	.500	5-8	.625	1	9	10	7.9	2	8	2	0	0	13	12.6	
at High Point	01-21-12	*	39	4-6	.667	0-1	.000	6-8	.750	3	7	10	8.0	1	13	4	0	3	14	12.6	
Totals			21	716	76-160	.475	12-31	.387	101-132	.765	58	109	167	8.0	46	170	58	1	26	265	12.6

Games played: 21  
Minutes/game: 34.1  
Points/game: 12.6  
FG Pct: 47.5  
3FG Pct: 38.7  
FT Pct: 76.5

Rebounds/game: 8.0  
Assists/game: 8.1  
Turnovers/game: 2.8  
Assist/turnover ratio: 2.9  
Steals/game: 1.2  
Blocks/game: 0.0

### Career Stats

Season	gp-gs	min/avg	Total		3-Point		F-Throws		Rebounds				Scoring							
			fg-fga	pct	fg-fga	pct	ft-fa	pct	off	def	tot	avg	pf	fo	ast	to	blk	stl	pts	avg
2008-09	32-30	977/30.5	76-148	.514	7-31	.226	63-83	.759	72	95	167	5.2	76	2	137	57	6	38	222	6.9
2009-10	31-31	1000/32.3	80-184	.435	13-40	.325	79-117	.675	59	149	208	6.7	75	1	152	101	3	42	252	8.1
2010-11	32-31	1043/32.6	110-257	.428	15-56	.268	127-168	.756	74	117	191	6.0	83	2	183	96	5	37	362	11.3
2011-12	21-21	716/34.1	76-160	.475	12-31	.387	101-132	.765	58	109	167	8.0	46	0	170	58	1	26	265	12.6
TOTAL	116-113	3736/32.2	342-749	.457	47-158	.297	370-500	.740	263	470	733	6.3	280	5	642	312	15	143	1101	9.5



**# 31**

**Stephen Baird**  
 6-8, 220, R-Fr., F  
 San Antonio, Texas  
 Home School

**Season Highs**

**Points - 9**  
 vs. Virginia Intermont (12-10-11)  
**FG Made - 4**  
 vs. Virginia Intermont (12-10-11)  
**FG Attempts - 6**  
 vs. Virginia Intermont (12-10-11)  
**3FG made - 2**  
 vs. Montreat (12-20-11)  
**3FG Attempts - 3**  
 vs. Randolph (11-11-11)  
**FT Made - 2**  
 vs. Georgia St. (11-26-11)  
**FT Attempts - 4**  
 vs. Georgia St. (11-26-11)  
**Rebounds - 4 (Two times)**  
 Most recently, vs. Montreat (12-20-11)  
**Assists - 1 (Two times)**  
 Most recently, vs. Georgia St. (11-26-11)  
**Steals - 3**  
 vs. Virginia Intermont (12-10-11)  
**Blocks - 1**  
 vs. Virginia Intermont (12-10-11)

**2011-12 Season Notes/Highlights**

- Posted eight points on 3-of-3 shooting, including 2-of-2 from behind the three-point arc against Montreat.
- Received first collegiate start against Virginia Intermont (Dec.10), recording a season-high nine points and four rebounds in 28 minutes.
- Tallied five points in games against Randolph College and Lehigh.

**2011-12 Game-by-Game**


Opponent	Date	gs	min	Total		3-Pointers		Free throws		Rebounds				pf	a	t/o	blk	stl	pts	avg
				fg-fga	pct	3fg-fga	pct	ft-fa	pct	off	def	tot	avg							
at Texas A&M	11-09-11	5	0-3	.000	0-1	.000	0-0	.000	0	0	0	0.0	2	0	0	0	0	0	0	0.0
RANDOLPH COLLEGE	11-11-11	13	2-5	.400	0-3	.000	1-2	.500	1	1	2	1.0	3	1	1	1	1	1	5	2.5
LEHIGH	11-19-11	7	2-3	.667	0-0	.000	1-2	.500	1	0	1	1.0	1	0	0	1	0	0	5	3.3
WILLIAM & MARY	11-20-11	2	0-1	.000	0-0	.000	0-0	.000	0	1	1	1.0	1	0	0	0	0	0	0	2.5
at Georgia State	11-26-11	8	0-2	.000	0-1	.000	2-4	.500	0	2	2	1.2	1	1	2	0	0	2	2.4	
at Campbell	12-01-11	8	1-1	1.000	0-0	.000	1-2	.500	0	0	0	1.0	0	0	0	0	0	3	2.5	
at Coastal Carolina	12-03-11	2	1-1	1.000	0-0	.000	0-0	.000	1	0	1	1.0	0	0	0	0	0	2	2.4	
UNC WILMINGTON	12-06-11	6	0-1	.000	0-1	.000	0-0	.000	0	0	0	0.9	0	0	0	0	0	0	2.1	
VIRGINIA INTERMONT	12-10-11	*	28	4-6	.667	0-1	.000	1-2	.500	1	3	4	1.2	3	0	1	1	3	9	2.9
HAMPTON	12-17-11	*	19	0-5	.000	0-0	.000	0-0	.000	1	2	3	1.4	2	0	1	0	0	0	2.6
MONTREAT	12-20-11	*	17	3-3	1.000	2-2	1.000	0-2	.000	2	2	4	1.6	1	0	2	0	0	8	3.1
at RICHMOND	12-28-11	1	0-0	.000	0-0	.000	0-0	.000	0	0	0	1.5	1	0	0	0	0	0	2.8	
vs Charleston Southern	12-31-11	5	0-0	.000	0-0	.000	0-0	.000	0	0	0	1.4	0	0	0	0	0	0	2.6	
at UNC Asheville	01-07-12	3	1-1	1.000	1-1	1.000	0-0	.000	0	0	0	1.3	0	0	0	0	0	3	2.6	
at VMI	01-10-12	1	1-1	1.000	1-1	1.000	0-0	.000	0	0	0	1.2	0	0	0	0	0	3	2.7	
WINTHROP	01-14-12	3	0-0	.000	0-0	.000	0-0	.000	0	0	0	1.1	0	0	0	0	0	0	2.5	
Totals		3	128	15-33	.455	4-11	.364	6-14	.429	7	11	18	1.1	15	2	7	3	4	40	2.5

Games played: 16  
 Minutes/game: 8.0  
 Points/game: 2.5  
 FG Pct: 45.5  
 3FG Pct: 36.4  
 FT Pct: 42.9  
 Rebounds/game: 1.1  
 Assists/game: 0.1  
 Turnovers/game: 0.4  
 Assist/turnover ratio: 0.3  
 Steals/game: 0.3  
 Blocks/game: 0.2

**Career Stats**

Season	gp-gs	min/avg	Total		3-Point		F-Throws		Rebounds				Scoring							
			fg-fga	pct	fg-fga	pct	ft-fa	pct	off	def	tot	avg	pf	fo	ast	to	blk	stl	pts	avg
2011-12	16-3	128/8.0	15-33	.455	4-11	.364	6-14	.429	7	11	18	1.1	15	0	2	7	3	4	40	2.5
TOTAL	16-3	128/8.0	15-33	.455	4-11	.364	6-14	.429	7	11	18	1.1	15	0	2	7	3	4	40	2.5

## 2011-12 Season Notes/Highlights



**# 33**

**John Caleb Sanders**

6-0, 175, Sophomore G  
Sugar Land, Texas  
Homeschool (HCYA)

### Career Highs

**Points - 20**  
vs. Montreat (12-20-11)  
**FG Made - 8**  
vs. Lehigh (11-19-11)  
**FG Attempts - 15 (Two times)**  
Most recently, vs. Virginia Intermont  
**3FG Made - 4 (Four times)**  
Most recently, vs. UNC Asheville (1-7-12)  
**3FG Attempts - 10**  
vs. No. 19 Texas A&M (11-09-11)  
**FT Made - 5 (Two times)**  
Most recently, vs. High Point (1-21-12)  
**FT Attempts - 7**  
vs. High Point (1-21-12)  
**Rebounds - 8**  
vs. Hampton (12-17-11)  
**Assists - 3 (Seven times)**  
Most recently, vs. Hampton (12-17-11)  
**Steals - 4**  
vs. Virginia Intermont (12-10-11)  
**Blocks - 1**  
vs. Virginia Intermont (12-10-11)

### Season Highs

**Points - 20**  
vs. Montreat (12-20-11)  
**FG Made - 8**  
vs. Lehigh (11-19-11)  
**FG Attempts - 15 (Two times)**  
Most recently, vs. Virginia Intermont (12-10-11)  
**3FG Made - 4 (Two times)**  
Most recently, vs. UNC Asheville (1-7-12)  
**3FG Attempts - 10**  
vs. No. 19 Texas A&M (11-09-11)  
**FT Made - 5 (Two times)**  
Most recently, vs. High Point (1-21-12)  
**FT Attempts - 7**  
vs. High Point (1-21-12)  
**Rebounds - 8**  
vs. Hampton (12-17-11)  
**Assists - 3 (Six times)**  
Most recently, vs. Hampton (12-17-11)  
**Steals - 4**  
vs. Virginia Intermont (12-10-11)  
**Blocks - 1**  
vs. Virginia Intermont (12-10-11)

- Led Liberty with 18 points in games against UNC Asheville and Winthrop.
- Garnered a career-high 20 points against Montreat (Dec. 20).
- Has posted double scoring in 13 games this season.
- Tallied 14 points while grabbing a career-high eight rebounds against Hampton (Dec. 17).
- Recorded 15 points while nabbing a career-high four steals against Virginia Intermont. Sanders' four thefts is the most by a Flame this year.
- Posted 18 points against Lehigh on 8-for-13 shooting from the field.
- Finished with 17 points against Randolph College, knocking down four treys, the most by a Flame this season.
- Opened the season with 18 points against No. 19 Texas A&M.

## 2011-12 Game-by-Game

Opponent	Date	gs	min	Total		3-Pointers		Free throws		Rebounds				pf	a	t/o	blk	stl	pts	avg	
				fg-fga	pct	3fg-fga	pct	ft-fa	pct	off	def	tot	avg								
at Texas A&M	11-09-11		26	6-15	.400	3-10	.300	3-3	1.000	1	1	2	2.0	1	3	0	0	0	18	18.0	
RANDOLPH COLLEGE	11-11-11	*	24	6-9	.667	4-6	.667	1-2	.500	0	4	4	3.0	2	2	2	0	3	17	17.5	
at William & Mary	11-14-11	*	30	5-13	.385	2-8	.250	0-0	.000	1	1	2	2.7	2	2	2	0	1	12	15.7	
EASTERN KENTUCKY	11-18-11	*	26	0-5	.000	0-3	.000	0-0	.000	1	4	5	3.3	1	2	1	0	0	0	11.8	
LEHIGH	11-19-11	*	27	8-13	.615	2-6	.333	0-0	.000	1	0	1	2.8	3	3	4	0	0	18	13.0	
WILLIAM & MARY	11-20-11	*	33	4-11	.364	2-6	.333	2-4	.500	0	5	5	3.2	3	3	0	0	0	12	12.8	
at Georgia State	11-26-11		27	2-7	.286	0-3	.000	1-2	.500	1	1	2	3.0	1	1	1	0	0	5	11.7	
at Campbell	12-01-11	*	23	6-14	.429	1-6	.167	1-1	1.000	0	0	0	2.6	4	2	2	0	0	14	12.0	
at Coastal Carolina	12-03-11		24	2-6	.333	1-4	.250	0-0	.000	0	0	0	2.3	3	0	1	0	0	5	11.2	
UNC WILMINGTON	12-06-11		21	3-12	.250	0-4	.000	2-4	.500	0	4	4	2.5	1	3	2	0	0	8	10.9	
VIRGINIA INTERMONT	12-10-11	*	26	6-15	.400	1-6	.167	2-6	.333	1	3	4	2.6	1	3	2	1	4	15	11.3	
HAMPTON	12-17-11	*	23	4-8	.500	2-6	.333	4-4	1.000	0	8	8	3.1	2	3	3	0	0	14	11.5	
MONTREAT	12-20-11	*	22	6-12	.500	3-7	.429	5-5	1.000	1	1	2	3.0	0	2	2	0	1	20	12.2	
at RICHMOND	12-28-11	*	24	3-8	.375	0-2	.000	2-2	1.000	0	3	3	3.0	3	1	2	0	0	8	11.9	
vs Charleston Southern	12-31-11	*	25	4-12	.333	2-8	.250	1-2	.500	0	3	3	3.0	5	2	5	0	1	11	11.8	
PRESBYTERIAN COLLEGE	01-02-12	*	32	2-5	.400	1-2	.500	0-0	.000	1	1	2	2.9	0	1	1	0	0	5	11.4	
at UNC Asheville	01-07-12	*	28	6-7	.857	4-5	.800	2-2	1.000	1	0	1	2.8	4	1	2	0	0	18	11.8	
at VMI	01-10-12		20	3-7	.429	1-4	.250	2-2	1.000	1	1	2	2.8	2	0	2	0	0	9	11.6	
RADFORD	01-12-12		29	3-6	.500	1-2	.500	2-2	1.000	0	3	3	2.8	3	0	1	0	0	9	11.5	
WINTHROP	01-14-12		32	6-11	.545	3-7	.429	3-4	.750	0	1	1	2.7	3	2	2	0	1	18	11.8	
at High Point	01-21-12		25	4-8	.500	2-4	.500	5-7	.714	0	4	4	2.8	3	1	0	0	2	15	12.0	
Totals			13	547	89-204	.436	35-109	.321	38-52	.731	10	48	58	2.8	47	37	37	1	13	251	12.0

Games played: 21  
Minutes/game: 26.0  
Points/game: 12.0  
FG Pct: 43.6  
3FG Pct: 32.1

Rebounds/game: 2.8  
Assists/game: 1.8  
Turnovers/game: 1.8  
Assist/turnover ratio: 1.0  
Steals/game: 0.6

### Career Stats

Season	gp-gs	min/avg	Total		3-Point		F-Throws		Rebounds				Scoring							
			fg-fga	pct	fg-fga	pct	ft-fa	pct	off	def	tot	avg	pf	fo	ast	to	blk	stl	pts	avg
2010-11	32-0	397/12.4	44-125	.352	34-100	.340	4-12	.333	8	24	32	1.0	40	0	20	20	0	10	126	3.9
2011-12	21-13	547/26.0	89-204	.436	35-109	.321	38-52	.731	10	48	58	2.8	47	1	37	37	1	13	251	12.0
TOTAL	53-13	944/17.8	133-329	.404	69-209	.330	42-64	.656	18	72	90	1.7	87	1	57	57	1	23	377	7.1



## 2011-12 Season Notes/Highlights



**# 42**

**Sommy Ogukwe**

*6-7, 215, Freshman F*

*Abuja, Nigeria*

*Bethel Christian Academy*

**Career Highs**

**Points - 4 (Two times)**

Most recently, vs. Presbyterian College (02-26-11)

**FG Made - 2 (Two times)**

Most recently, vs. Presbyterian College (02-26-11)

**FG Attempts - 4**

vs. Virginia Intermont (11-12-10)

**FT Made - 1 (Three times)**

Most recently, vs. Charleston Southern (02-05-11)

**FT Attempts - 2 (Six times)**

Most recently, vs. Winthrop (02-24-11)

**Rebounds - 7**

vs. Virginia Intermont (11-12-10)

**Assists - 1**

vs. Union College (12-28-10)

**Steals - 1 (Four times)**

Most recently, vs. Presbyterian College (02-26-11)

**Blocks - 3 (Two times)**

Most recently, vs. Winthrop (02-24-11)

**2011 (Fr.):** Appeared in 30 contests for the Flames, starting in games at Notre Dame (11/14) and UNC Wilmington (11/16) ... posted three points and seven rebounds in his Liberty debut against Virginia Intermont (11/12) ... grabbed six rebounds against Southern Virginia (11/18) ... recorded four points and six rebounds in eight minutes during the Flames' 66-60 win at High Point (1/13) ... played a season-high 24 minutes at Presbyterian College (2/26), chipping in four points and four rebounds.

### 2010-11 Game-by-Game

OPPONENT	DATE	MIN	FG-FGA	3FG-FGA	FT-FTA	OFF-DEF-TOT	A	TO	BLK	STL	PTS
Virginia Intermont	11-12-10	18	1-4	0-0	1-2	5-2-7	0	1	0	0	3
Notre Dame	11-14-10	12	1-2	0-0	0-2	0-3-3	0	0	0	0	2
UNC Wilmington	11-16-10	7	0-0	0-0	0-0	0-0-0	0	0	0	0	0
Southern Virginia	11-18-10	17	1-3	0-0	0-0	4-2-6	0	4	2	1	2
Texas Tech	11-21-10	2	0-0	0-0	0-0	0-0-0	0	0	0	0	0
USF	11-23-10	5	0-0	0-0	0-0	0-2-2	0	0	0	0	0
Mississippi Valley St.	11-26-10	3	0-0	0-0	0-0	0-2-2	0	0	0	0	0
Chicago St.	11-27-10	5	0-0	0-0	0-0	0-1-1	0	1	1	0	0
Presbyterian College	12-02-10	3	0-1	0-0	0-0	1-1-2	0	1	0	0	0
Winthrop	12-04-10	5	0-0	0-0	0-0	0-0-0	0	0	1	0	0
George Mason	12-11-10	5	0-0	0-0	0-0	0-0-0	0	0	0	0	0
William & Mary	12-18-10	4	0-0	0-0	0-0	0-1-1	0	1	1	0	0
Hampton	12-22-10	1	0-0	0-0	0-0	0-0-0	0	0	0	0	0
Union College	12-28-10	11	1-1	0-0	1-2	0-3-3	1	0	1	0	3
UNC Asheville	01-02-11	1	0-0	0-0	0-0	0-1-1	0	0	1	0	0
Coastal Carolina	01-08-11	7	0-1	0-0	0-0	0-1-1	0	0	3	0	0
High Point	01-13-11	8	2-3	0-0	0-0	4-2-6	0	2	0	0	4
Radford	01-15-11	8	0-0	0-0	0-0	0-1-1	0	1	0	0	0
VMI	01-20-11	7	1-2	0-0	0-0	0-2-2	0	0	1	0	2
UNC Asheville	01-27-11	6	0-0	0-0	0-0	0-0-0	0	1	0	1	0
Gardner-Webb	01-29-11	7	1-2	0-0	0-0	1-2-3	0	0	2	0	2
Coastal Carolina	02-03-11	7	0-0	0-0	0-0	0-1-1	0	1	1	1	0
Charleston Southern	02-05-11	9	0-0	0-0	1-2	0-2-2	0	1	0	0	1
Radford	02-10-11	1	0-0	0-0	0-0	0-0-0	0	0	0	0	0
High Point	02-12-11	6	0-0	0-0	0-0	0-2-2	0	0	1	0	0
VMI	02-15-11	4	1-2	0-0	0-2	2-0-2	0	1	0	0	2
Iona	02-19-11	8	1-1	0-0	0-0	1-0-1	0	0	1	0	2
Winthrop	02-24-11	15	1-3	0-0	0-2	1-4-5	0	0	3	0	2
Presbyterian College	02-26-11	24	2-3	0-0	0-1	1-3-4	0	1	2	1	4
High Point	03-01-11	7	1-1	0-0	0-1	1-1-2	0	1	1	0	2

### Career Stats

Season	GP	GS	Min	Avg	FG	FGA	Pct	3FG	3FGA	Pct	FT	FTA	Pct	ORB	DRB	TOT	Avg	Asst	TO	Blk	Stl	Pts	Avg
2010-11	30	2	223	7.4	14	29	.483	0	0	.000	3	14	.214	21	39	60	2.0	1	17	22	4	31	1.0

2011-12 Liberty Men's Basketball  
 Liberty Combined Team Statistics (as of Jan 23, 2012)  
 All games

RECORD:	OVERALL	HOME	AWAY	NEUTRAL
ALL GAMES	7-14	5-6	2-7	0-1
CONFERENCE	2-7	1-2	1-4	0-1
NON-CONFERENCE	5-7	4-4	1-3	0-0

##	Player	gp-gs	Total		3-Point		F-Throw		Rebounds				Other				pts	avg				
			min	avg	fg-fga	fg%	3fg-fga	3fg%	ft-fa	ft%	off	def	tot	avg	pf	dq			a	to	blk	stl
25	SANDERS, Jesse	21-21	716	34.1	76-160	.475	12-31	.387	101-132	.765	58	109	167	8.0	46	0	170	58	1	26	265	12.6
33	SANDERS, John Caleb	21-13	547	26.0	89-204	.436	35-109	.321	38-52	.731	10	48	58	2.8	47	1	37	37	1	13	251	12.0
14	MINAYA, David	18-17	542	30.1	81-208	.389	7-44	.159	45-61	.738	15	63	78	4.3	46	0	24	25	0	14	214	11.9
22	SPEAKS, Tavares	21-16	615	29.3	101-213	.474	1-8	.125	32-43	.744	16	52	68	3.2	54	1	12	38	2	27	235	11.2
24	BURRUS, Antwan	21-20	609	29.0	94-179	.525	0-0	.000	33-45	.733	53	82	135	6.4	53	1	16	32	21	13	221	10.5
21	VANDER POL, Joel	18-7	275	15.3	26-49	.531	0-0	.000	34-54	.630	22	37	59	3.3	45	1	0	18	10	5	86	4.8
13	GIELO, Tomasz	10-5	182	18.2	20-39	.513	2-7	.286	5-6	.833	11	12	23	2.3	8	0	1	7	3	2	47	4.7
31	BAIRD, Stephen	16-3	128	8.0	15-33	.455	4-11	.364	6-14	.429	7	11	18	1.1	15	0	2	7	3	4	40	2.5
15	LAYER, Ethan	20-0	138	6.9	14-43	.326	13-40	.325	4-6	.667	0	7	7	0.4	17	0	5	4	0	4	45	2.3
02	PHILLIPS, Chene	21-3	269	12.8	10-48	.208	0-9	.000	19-26	.731	6	35	41	2.0	35	1	33	21	0	13	39	1.9
11	SMITH, Andrew	14-0	52	3.7	7-9	.778	0-0	.000	0-1	.000	5	7	12	0.9	6	0	2	5	3	0	14	1.0
23	GLIEDMAN, Hart	10-0	47	4.7	2-8	.250	0-1	.000	3-5	.600	3	4	7	0.7	4	0	1	2	0	0	7	0.7
05	ASSINESI, Kelly	14-0	43	3.1	1-6	.167	1-4	.250	4-6	.667	0	0	0	0.0	5	0	4	2	0	0	7	0.5
03	AIKENS, Walt	9-0	53	5.9	1-6	.167	0-2	.000	1-6	.167	0	2	2	0.2	9	0	0	0	0	0	3	0.3
01	HOYT, Tanner	5-0	9	1.8	0-4	.000	0-1	.000	0-0	.000	0	1	1	0.2	3	0	0	0	0	0	0	0.0
Team											39	28	67		1		4					
Total.....		21	4225		537-1209	.444	75-267	.281	325-457	.711	245	498	743	35.4	394	5	307	260	44	121	1474	70.2
Opponents.....		21	4225		560-1189	.471	154-432	.356	282-406	.695	201	499	700	33.3	390	-	309	262	71	131	1556	74.1

TEAM STATISTICS	LIBERTY	OPP	Date	Opponent	Score	Att.
SCORING	1474	1556	11-09-11	at Texas A&M	L 59-81	6118
Points per game	70.2	74.1	11-11-11	RANDOLPH COLLEGE	w 81-58	2331
Scoring margin	-3.9	-	11-14-11	at William & Mary	w 75-72	2209
FIELD GOALS-ATT	537-1209	560-1189	11-18-11	EASTERN KENTUCKY	L 65-73	1956
Field goal pct	.444	.471	11-19-11	LEHIGH	L 80-90	849
3 POINT FG-ATT	75-267	154-432	11-20-11	WILLIAM & MARY	L 64-65	658
3-point FG pct	.281	.356	11-26-11	at Georgia State	L 50-72	803
3-pt FG made per game	3.6	7.3	* 12-01-11	at Campbell	L 82-96	1680
FREE THROWS-ATT	325-457	282-406	* 12-03-11	at Coastal Carolina	L 68-78	1039
Free throw pct	.711	.695	12-06-11	UNC WILMINGTON	L 68-77	1611
F-Throws made per game	15.5	13.4	12-10-11	VIRGINIA INTERMONT	w 78-60	1580
REBOUNDS	743	700	12-17-11	HAMPTON	w 74-65	780
Rebounds per game	35.4	33.3	12-20-11	MONTREAT	w 91-73	591
Rebounding margin	+2.0	-	12-28-11	at RICHMOND	L 61-77	4471
ASSISTS	307	309	* 12-31-11	vs Charleston Southern	L 76-81	358
Assists per game	14.6	14.7	* 01-02-12	PRESBYTERIAN COLLEGE	L 56-63	475
TURNOVERS	260	262	* 01-07-12	at UNC Asheville	L 75-98	1569
Turnovers per game	12.4	12.5	* 01-10-12	at VMI	L 57-71	2361
Turnover margin	+0.1	-	* 01-12-12	RADFORD	w 69-64	908
Assist/turnover ratio	1.2	1.2	* 01-14-12	WINTHROP	Lot 61-64	1346
STEALS	121	131	* 01-21-12	at High Point	w 84-78	1502
Steals per game	5.8	6.2				
BLOCKS	44	71				
Blocks per game	2.1	3.4				
ATTENDANCE	13085	22110				
Home games-Avg/Game	11-1190	9-2417				
Neutral site-Avg/Game	-	1-358				

\* = Conference game

Score by Periods	1st	2nd	OT	Totals
Liberty	676	791	7	1474
Opponents	711	835	10	1556

2011-12 Liberty Men's Basketball  
 Liberty Combined Team Statistics (as of Jan 23, 2012)  
 Conference games

RECORD:	OVERALL	HOME	AWAY	NEUTRAL
ALL GAMES	2-7	1-2	1-4	0-1
CONFERENCE	2-7	1-2	1-4	0-1
NON-CONFERENCE	0-0	0-0	0-0	0-0

##	Player	gp-gs	min	avg	Total		3-Point		F-Throw		Rebounds				pf	dq	a	to	blk	stl	pts	avg		
					fg-fga	fg%	3fg-fga	3fg%	ft-fta	ft%	off	def	tot	avg										
14	MINAYA, David	9-8	285	31.7	39-105	.371	1-18	.056	29-42	.690	8	38	46	5.1	22	0	13	12	0	10	108	12.0		
33	SANDERS, John Caleb	9-4	238	26.4	36-76	.474	16-42	.381	16-20	.800	3	13	16	1.8	27	1	9	16	0	4	104	11.6		
25	SANDERS, Jesse	9-9	326	36.2	28-66	.424	6-17	.353	42-57	.737	24	47	71	7.9	18	0	75	25	0	8	104	11.6		
24	BURRUS, Antwan	9-8	257	28.6	38-86	.442	0-0	.000	14-17	.824	26	35	61	6.8	20	1	7	12	7	6	90	10.0		
22	SPEAKS, Tavares	9-8	277	30.8	39-87	.448	0-3	.000	10-14	.714	6	25	31	3.4	24	1	4	21	0	5	88	9.8		
21	VANDER POL, Joel	9-2	150	16.7	17-30	.567	0-0	.000	26-37	.703	14	24	38	4.2	27	1	0	8	6	2	60	6.7		
13	GIELO, Tomasz	7-5	119	17.0	11-24	.458	1-4	.250	4-4	1.000	9	8	17	2.4	6	0	1	5	2	0	27	3.9		
15	LAYER, Ethan	8-0	44	5.5	5-17	.294	5-16	.313	2-4	.500	0	1	1	0.1	8	0	2	1	0	1	17	2.1		
31	BAIRD, Stephen	6-0	22	3.7	4-4	1.000	2-2	1.000	1-2	.500	1	0	1	0.2	0	0	0	0	0	0	11	1.8		
02	PHILLIPS, Chene	9-1	65	7.2	3-13	.231	0-2	.000	7-10	.700	0	6	6	0.7	17	1	9	6	0	2	13	1.4		
11	SMITH, Andrew	6-0	16	2.7	3-4	.750	0-0	.000	0-1	.000	1	3	4	0.7	3	0	1	2	0	0	6	1.0		
03	AIKENS, Walt	4-0	11	2.8	0-1	.000	0-0	.000	0-0	.000	0	0	0	0.0	2	0	0	0	0	0	0	0.0		
01	HOYT, Tanner	2-0	2	1.0	0-1	.000	0-1	.000	0-0	.000	0	0	0	0.0	0	0	0	0	0	0	0	0.0		
05	ASSINESI, Kelly	5-0	9	1.8	0-1	.000	0-1	.000	0-0	.000	0	0	0	0.0	1	0	1	0	0	0	0	0.0		
23	GLIEDMAN, Hart	1-0	4	4.0	0-1	.000	0-0	.000	0-0	.000	0	0	0	0.0	2	0	0	0	0	0	0	0.0		
Team											13	14	27											
Total.....		9	1825		223-516	.432	31-106	.292	151-208	.726	105	214	319	35.4	177	5	122	109	15	38	628	69.8		
Opponents.....		9	1825		248-516	.481	65-185	.351	132-196	.673	91	223	314	34.9	179	-	132	101	29	54	693	77.0		

TEAM STATISTICS	LIBERTY	OPP	Date	Opponent	Score	Att.
SCORING	628	693	* 12-01-11	at Campbell	L 82-96	1680
Points per game	69.8	77.0	* 12-03-11	at Coastal Carolina	L 68-78	1039
Scoring margin	-7.2	-	* 12-31-11	vs Charleston Southern	L 76-81	358
FIELD GOALS-ATT	223-516	248-516	* 01-02-12	PRESBYTERIAN COLLEGE	L 56-63	475
Field goal pct	.432	.481	* 01-07-12	at UNC Asheville	L 75-98	1569
3 POINT FG-ATT	31-106	65-185	* 01-10-12	at VMI	L 57-71	2361
3-point FG pct	.292	.351	* 01-12-12	RADFORD	W 69-64	908
3-pt FG made per game	3.4	7.2	* 01-14-12	WINTHROP	Lot 61-64	1346
FREE THROWS-ATT	151-208	132-196	* 01-21-12	at High Point	W 84-78	1502
Free throw pct	.726	.673	* = Conference game			
F-Throws made per game	16.8	14.7				
REBOUNDS	319	314				
Rebounds per game	35.4	34.9				
Rebounding margin	+0.6	-				
ASSISTS	122	132				
Assists per game	13.6	14.7				
TURNOVERS	109	101				
Turnovers per game	12.1	11.2				
Turnover margin	-0.9	-				
Assist/turnover ratio	1.1	1.3				
STEALS	38	54				
Steals per game	4.2	6.0				
BLOCKS	15	29				
Blocks per game	1.7	3.2				
ATTENDANCE	2729	8509				
Home games-Avg/Game	3-910	5-1630				
Neutral site-Avg/Game	-	1-358				

Score by Periods	1st	2nd	OT	Totals
Liberty	302	319	7	628
Opponents	333	350	10	693

2011-12 Liberty Men's Basketball  
 Liberty Team Game-by-Game Comparison (as of Jan 23, 2012)  
 All games

Opponent	1st	2nd	Score	Mar	Total FG	FG Pct	3-Pointers	3FG Pct	Free Throws	FT Pct	Rebounds	Assist	T/Over	Block	Steal	Fouls
Texas A&M	14/37	45/44	59-81	(22)	21-63/34-52	.333/.654	5-21/1-7	.238/.143	12-15/12-22	.800/.545	29/39 (10)	16/21	10/13	0/4	4/4	21/17
RANDOLPH COLLEGE	44/23	37/35	81-58	+23	32-59/19-50	.542/.380	5-15/7-15	.333/.467	12-23/13-20	.522/.650	42/26 +16	19/8	17/20	5/2	10/8	21/17
William & Mary	35/28	40/44	75-72	+3	29-59/25-54	.492/.463	4-12/10-21	.333/.476	13-19/12-16	.684/.750	35/29 +6	16/11	12/16	0/4	8/6	16/18
EASTERN KENTUCKY	28/28	37/45	65-73	(8)	27-57/27-57	.474/.474	2-11/10-22	.182/.455	9-13/9-9	.692/1000	29/33 (4)	11/19	12/13	1/3	6/10	14/14
LEHIGH	35/43	45/47	80-90	(10)	28-65/31-58	.431/.534	4-12/6-17	.333/.353	20-27/22-27	.741/.815	36/31 +5	18/18	11/11	2/4	6/6	23/18
WILLIAM & MARY	26/29	38/36	64-65	(1)	22-54/21-57	.407/.368	3-12/7-27	.250/.259	17-23/16-23	.739/.696	38/36 +2	14/10	10/7	2/2	6/5	20/19
Georgia State	28/37	22/35	50-72	(22)	19-59/24-50	.322/.480	1-11/8-19	.091/.421	11-17/16-22	.647/.727	34/38 (4)	11/17	11/11	3/9	7/7	19/15
Campbell	41/45	41/51	82-96	(14)	27-63/30-54	.429/.556	4-14/4-10	.286/.400	24-33/32-43	.727/.744	34/34 -	19/19	12/11	2/6	4/6	33/27
Coastal Carolina	36/43	32/35	68-78	(10)	27-65/27-54	.415/.500	3-12/8-18	.250/.444	11-18/16-21	.611/.762	37/35 +2	13/16	12/15	1/6	3/5	19/21
UNC WILMINGTON	31/36	37/41	68-77	(9)	26-61/31-67	.426/.463	4-18/4-25	.222/.160	12-20/11-14	.600/.786	35/45 (10)	14/20	17/19	4/6	6/8	16/17
VIRGINIA INTERMONT	29/30	49/30	78-60	+18	30-60/23-62	.500/.371	2-11/8-21	.182/.381	16-25/6-9	.640/.667	44/30 +14	18/8	12/13	4/5	11/7	17/20
HAMPTON	34/27	40/38	74-65	+9	25-54/22-52	.463/.423	6-14/9-24	.429/.375	18-18/12-16	1000/.750	32/30 +2	16/14	10/16	3/1	6/4	16/18
MONTREAT	41/27	50/46	91-73	+18	30-56/28-63	.536/.444	6-15/11-27	.400/.407	25-37/6-11	.676/.545	42/26 +16	21/17	14/16	3/0	13/6	17/23
RICHMOND	29/33	32/44	61-77	(16)	25-46/27-51	.543/.529	2-9/8-22	.222/.364	9-12/15-21	.750/.714	28/23 +5	11/14	15/6	2/2	0/6	17/15
Charleston Southern	38/44	38/37	76-81	(5)	28-63/26-54	.444/.481	2-12/4-18	.167/.222	18-28/25-37	.643/.676	37/36 +1	13/10	11/13	1/4	4/6	25/23
PRESBYTERIAN COLLEGE	35/35	21/28	56-63	(7)	24-46/24-54	.522/.444	2-6/5-20	.333/.250	6-10/10-16	.600/.625	29/31 (2)	13/15	10/4	2/0	3/4	16/9
UNC Asheville	34/44	41/54	75-98	(23)	29-64/36-58	.453/.621	7-19/15-29	.368/.517	10-13/11-14	.769/.786	31/30 +1	16/26	15/14	0/6	4/9	15/11
VMI	24/31	33/40	57-71	(14)	23-61/28-62	.377/.452	2-11/9-31	.182/.290	9-11/6-9	.818/.667	37/38 (1)	10/12	11/9	0/1	5/5	11/12
RADFORD	31/34	38/30	69-64	+5	19-52/22-58	.365/.379	1-4/11-26	.250/.423	30-36/9-17	.833/.529	47/31 +16	8/11	13/9	3/2	2/5	19/29
WINTHROP	22/23	32/31	61-64	(3)	22-56/25-59	.393/.424	6-17/4-16	.353/.250	11-18/10-21	.611/.476	37/46 (9)	15/8	12/12	3/2	4/7	21/19
High Point	41/34	43/44	84-78	+6	24-46/30-63	.522/.476	4-11/5-17	.364/.294	32-41/13-18	.780/.722	30/33 (3)	15/15	13/14	3/2	9/7	18/28

Note: Game totals are displayed in the format TEAM/OPPONENT for each category



2011-12 Liberty Men's Basketball  
 Liberty Player High/Low Analysis (as of Jan 25, 2012)  
 All games

Liberty - I N D I V I D U A L G A M E H I G H S

Points	22		SANDERS, Jesse vs Hampton (12-17-11)
	20		SANDERS, Jesse vs Charleston Southern (12-31-11)
	20		SANDERS, John Caleb vs Montreat (12-20-11)
	20		VANDER POL, Joel at Campbell (12-01-11)
	20		MINAYA, David at William & Mary (11-14-11)
Field Goals Made	8		BURRUS, Antwan vs Virginia Intermont (12-10-11)
	8		SANDERS, John Caleb vs Lehigh (11-19-11)
	8		MINAYA, David vs Eastern Kentucky (11-18-11)
Field Goal Att.	16		MINAYA, David vs Radford (01-12-12)
	16		SPEAKS, Tavares at Georgia State (11-26-11)
	16		MINAYA, David vs Lehigh (11-19-11)
FG Pct (min 5 made)	1.000	(5-5)	BURRUS, Antwan vs Randolph College (11-11-11)
	.857	(6-7)	SANDERS, John Caleb at UNC Asheville (01-07-12)
	.857	(6-7)	SANDERS, Jesse vs UNC Wilmington (12-06-11)
3-Point FG Made	4		SANDERS, John Caleb at UNC Asheville (01-07-12)
	4		SANDERS, John Caleb vs Randolph College (11-11-11)
3-Point FG Att.	10		SANDERS, John Caleb at Texas A&M (11-09-11)
	8		SANDERS, John Caleb vs Charleston Southern (12-31-11)
	8		SANDERS, John Caleb at William & Mary (11-14-11)
3-Pt FG Pct (min 2 made)	1.000	(2-2)	BAIRD, Stephen vs Montreat (12-20-11)
	1.000	(2-2)	SANDERS, Jesse vs Hampton (12-17-11)
Free Throws Made	13		SANDERS, Jesse vs Radford (01-12-12)
	11		MINAYA, David at High Point (01-21-12)
Free Throw Att.	15		SANDERS, Jesse vs Radford (01-12-12)
	14		MINAYA, David at High Point (01-21-12)
FT Pct (min 3 made)	1.000	(8-8)	SANDERS, Jesse vs Hampton (12-17-11)
	1.000	(6-6)	MINAYA, David vs Radford (01-12-12)
	1.000	(6-6)	SANDERS, Jesse vs Virginia Intermont (12-10-11)
	1.000	(6-6)	SANDERS, Jesse vs Lehigh (11-19-11)
	1.000	(5-5)	SANDERS, John Caleb vs Montreat (12-20-11)
	1.000	(4-4)	VANDER POL, Joel vs Charleston Southern (12-31-11)
	1.000	(4-4)	SANDERS, Jesse vs Montreat (12-20-11)
	1.000	(4-4)	SPEAKS, Tavares vs Hampton (12-17-11)
	1.000	(4-4)	SANDERS, John Caleb vs Hampton (12-17-11)
	1.000	(3-3)	SANDERS, Jesse vs Presbyterian College (01-02-12)
	1.000	(3-3)	BURRUS, Antwan vs Charleston Southern (12-31-11)
	1.000	(3-3)	SPEAKS, Tavares vs Virginia Intermont (12-10-11)
	1.000	(3-3)	SANDERS, John Caleb at Texas A&M (11-09-11)
Rebounds	13		SANDERS, Jesse vs UNC Wilmington (12-06-11)
	12		SANDERS, Jesse vs Presbyterian College (01-02-12)
	12		SANDERS, Jesse vs Virginia Intermont (12-10-11)
	12		SANDERS, Jesse vs William & Mary (11-20-11)
Assists	16		SANDERS, Jesse vs Montreat (12-20-11)
	13		SANDERS, Jesse at High Point (01-21-12)
Steals	4		MINAYA, David at VMI (01-10-12)
	4		SANDERS, John Caleb vs Virginia Intermont (12-10-11)
Blocked Shots	3		BURRUS, Antwan at High Point (01-21-12)
	2		VANDER POL, Joel vs Winthrop (01-14-12)
	2		BURRUS, Antwan vs Radford (01-12-12)
	2		SMITH, Andrew at RICHMOND (12-28-11)
	2		BURRUS, Antwan vs Hampton (12-17-11)
	2		VANDER POL, Joel vs UNC Wilmington (12-06-11)
	2		BURRUS, Antwan vs UNC Wilmington (12-06-11)

	2	VANDER POL, Joel at Campbell (12-01-11)
	2	BURRUS, Antwan at Georgia State (11-26-11)
	2	BURRUS, Antwan vs William & Mary (11-20-11)
	2	BURRUS, Antwan vs Randolph College (11-11-11)
Turnovers	6	SANDERS, Jesse vs UNC Wilmington (12-06-11)
	5	SANDERS, John Caleb vs Charleston Southern (12-31-11)
	5	BURRUS, Antwan vs Eastern Kentucky (11-18-11)
Fouls	5	BURRUS, Antwan vs Radford (01-12-12)
	5	VANDER POL, Joel vs Radford (01-12-12)
	5	SANDERS, John Caleb vs Charleston Southern (12-31-11)
	5	SPEAKS, Tavares at Campbell (12-01-11)
	5	PHILLIPS, Chene at Campbell (12-01-11)

2011-12 Liberty Men's Basketball  
 Liberty Opponent High/Low Analysis (as of Jan 25, 2012)  
 All games

OPPONENT INDIVIDUAL GAME HIGHS

Points	33		BARBOUR, Nick at High Point (01-21-12)
	32		McCollum, C.J. vs Lehigh (11-19-11)
	29		Rendleman, Keith vs UNC Wilmington (12-06-11)
	28		FREEMAN, Trey at Campbell (12-01-11)
	23		NIMLEY, Saah vs Charleston Southern (12-31-11)
	23		GRADNIGO, Chris at Coastal Carolina (12-03-11)
	23		Hamilton, Jordan vs Lehigh (11-19-11)
Field Goals Made	12		BARBOUR, Nick at High Point (01-21-12)
	12		Rendleman, Keith vs UNC Wilmington (12-06-11)
Field Goal Att.	19		Rendleman, Keith vs UNC Wilmington (12-06-11)
	17		SHINE, Shay at High Point (01-21-12)
	17		BARBOUR, Nick at High Point (01-21-12)
FG Pct (min 5 made)	1.000	(6-6)	Ali, Jihad at Georgia State (11-26-11)
	.818	(9-11)	Turner, Ray at Texas A&M (11-09-11)
3-Point FG Made	6		PRIMM, J.P. at UNC Asheville (01-07-12)
	5		MORRIS, Justin vs Virginia Intermont (12-10-11)
	5		GRADNIGO, Chris at Coastal Carolina (12-03-11)
3-Point FG Att.	10		PRIMM, J.P. at UNC Asheville (01-07-12)
	10		MORRIS, Justin vs Virginia Intermont (12-10-11)
3-Pt FG Pct (min 2 made)	1.000	(4-4)	Ali, Jihad at Georgia State (11-26-11)
	1.000	(4-4)	Rum, Matt at William & Mary (11-14-11)
	1.000	(2-2)	LANE, Jaron at UNC Asheville (01-07-12)
	1.000	(2-2)	DUINKER, Josh at RICHMOND (12-28-11)
	1.000	(2-2)	RYAN, Andrew at Campbell (12-01-11)
	1.000	(2-2)	KNIPP, Timmy vs Eastern Kentucky (11-18-11)
	1.000	(2-2)	Brown, Kendrix at William & Mary (11-14-11)
Free Throws Made	15		NIMLEY, Saah vs Charleston Southern (12-31-11)
	9		FREEMAN, Trey at Campbell (12-01-11)
	9		McCollum, C.J. vs Lehigh (11-19-11)
Free Throw Att.	17		NIMLEY, Saah vs Charleston Southern (12-31-11)
	12		FREEMAN, Trey at Campbell (12-01-11)
FT Pct (min 3 made)	1.000	(9-9)	McCollum, C.J. vs Lehigh (11-19-11)
	1.000	(6-6)	BARBOUR, Nick at High Point (01-21-12)
	1.000	(6-6)	White, Devonta at Georgia State (11-26-11)
	1.000	(5-5)	DESGAIN, Zach vs Randolph College (11-11-11)
	1.000	(4-4)	DICKEY, Matt at UNC Asheville (01-07-12)
	1.000	(4-4)	BROTHERS, Darien at RICHMOND (12-28-11)
	1.000	(4-4)	Turner, Elston at Texas A&M (11-09-11)
	1.000	(3-3)	LANE, Jaron at UNC Asheville (01-07-12)
	1.000	(3-3)	DiNUNNO, Mike vs Eastern Kentucky (11-18-11)
Rebounds	12		MARTIN, Kelvin vs Charleston Southern (12-31-11)
	11		Rendleman, Keith vs UNC Wilmington (12-06-11)
Assists	8		WASHINGTON, Eric vs Presbyterian College (01-02-12)
	7		MARTIN, Xavier at High Point (01-21-12)
Steals	4		GABRIEL, Keith at VMI (01-10-12)
	3		WALLACE, Devante at High Point (01-21-12)
	3		ROBBINS, Greg at RICHMOND (12-28-11)
	3		Rendleman, Keith vs UNC Wilmington (12-06-11)
	3		FERGUSON, Rico at Campbell (12-01-11)
	3		Brown, Kendrix vs William & Mary (11-20-11)
	3		Hamilton, Jordan vs Lehigh (11-19-11)
	3		RIGGS, D'Mitri vs Eastern Kentucky (11-18-11)
Blocked Shots	7		Buckner, Eric at Georgia State (11-26-11)

	3	STEPHENSON, Chris at UNC Asheville (01-07-12)
	3	HART, Joshua vs Virginia Intermont (12-10-11)
	3	GRADNIGO, Chris at Coastal Carolina (12-03-11)
	3	MCLAURIN, Sam at Coastal Carolina (12-03-11)
	3	GRIFFIN, Eric at Campbell (12-01-11)
Turnovers	6	Britt, Brandon at William & Mary (11-14-11)
	6	EHILEGBU, Mike vs Randolph College (11-11-11)
Fouls	5	SHINE, Shay at High Point (01-21-12)
	5	CERRAH, Tolga vs Radford (01-12-12)
	5	DOCKERY, Brandon vs Montreat (12-20-11)
	5	CELESTIN, Amir at Campbell (12-01-11)
	5	FERGUSON, Rico at Campbell (12-01-11)
	5	Schalk, Tom vs William & Mary (11-20-11)



2011-12 Liberty Men's Basketball  
 Liberty Team High/Low Analysis (as of Jan 25, 2012)  
 All games

Liberty - TEAM GAME HIGHS

POINTS	91		MONTREAT (12-20-11)
	84		at High Point (01-21-12)
	82		at Campbell (12-01-11)
	81		RANDOLPH COLLEGE (11-11-11)
	80		LEHIGH (11-19-11)
FIELD GOALS MADE	32		RANDOLPH COLLEGE (11-11-11)
	30		MONTREAT (12-20-11)
	30		VIRGINIA INTERMONT (12-10-11)
FIELD GOAL ATTEMPTS	65		at Coastal Carolina (12-03-11)
	65		LEHIGH (11-19-11)
FIELD GOAL PERCENTAGE	.543	(25-46)	at RICHMOND (12-28-11)
	.542	(32-59)	RANDOLPH COLLEGE (11-11-11)
3 PT FIELD GOALS MADE	7		at UNC Asheville (01-07-12)
	6		WINTHROP (01-14-12)
	6		MONTREAT (12-20-11)
	6		HAMPTON (12-17-11)
3 PT FG ATTEMPTS	21		at Texas A&M (11-09-11)
	19		at UNC Asheville (01-07-12)
3 PT FG PERCENTAGE	.429	(6-14)	HAMPTON (12-17-11)
	.400	(6-15)	MONTREAT (12-20-11)
FREE THROWS MADE	32		at High Point (01-21-12)
	30		RADFORD (01-12-12)
FREE THROW ATTEMPTS	41		at High Point (01-21-12)
	37		MONTREAT (12-20-11)
FREE THROW PERCENTAGE	1.000	(18-18)	HAMPTON (12-17-11)
	.833	(30-36)	RADFORD (01-12-12)
REBOUNDS	47		RADFORD (01-12-12)
	44		VIRGINIA INTERMONT (12-10-11)
ASSISTS	21		MONTREAT (12-20-11)
	19		at Campbell (12-01-11)
	19		RANDOLPH COLLEGE (11-11-11)
STEALS	13		MONTREAT (12-20-11)
	11		VIRGINIA INTERMONT (12-10-11)
BLOCKED SHOTS	5		RANDOLPH COLLEGE (11-11-11)
	4		VIRGINIA INTERMONT (12-10-11)
	4		UNC WILMINGTON (12-06-11)
TURNOVERS	17		UNC WILMINGTON (12-06-11)
	17		RANDOLPH COLLEGE (11-11-11)
FOULS	33		at Campbell (12-01-11)
	25		vs Charleston Southern (12-31-11)

2011-12 Liberty Men's Basketball  
 Liberty High/Low Analysis (as of Jan 25, 2012)  
 All games

Opponent - GAME HIGHS

POINTS	98		at UNC Asheville (01-07-12)
	96		at Campbell (12-01-11)
	90		LEHIGH (11-19-11)
	81		vs Charleston Southern (12-31-11)
	81		at Texas A&M (11-09-11)
FIELD GOALS MADE	36		at UNC Asheville (01-07-12)
	34		at Texas A&M (11-09-11)
FIELD GOAL ATTEMPTS	67		UNC WILMINGTON (12-06-11)
	63		at High Point (01-21-12)
	63		MONTREAT (12-20-11)
FIELD GOAL PERCENTAGE	.654	(34-52)	at Texas A&M (11-09-11)
	.621	(36-58)	at UNC Asheville (01-07-12)
3 PT FIELD GOALS MADE	15		at UNC Asheville (01-07-12)
	11		RADFORD (01-12-12)
	11		MONTREAT (12-20-11)
3 PT FG ATTEMPTS	31		at VMI (01-10-12)
	29		at UNC Asheville (01-07-12)
3 PT FG PERCENTAGE	.517	(15-29)	at UNC Asheville (01-07-12)
	.476	(10-21)	at William & Mary (11-14-11)
FREE THROWS MADE	32		at Campbell (12-01-11)
	25		vs Charleston Southern (12-31-11)
FREE THROW ATTEMPTS	43		at Campbell (12-01-11)
	37		vs Charleston Southern (12-31-11)
FREE THROW PERCENTAGE	1.000	(9-9)	EASTERN KENTUCKY (11-18-11)
	.815	(22-27)	LEHIGH (11-19-11)
REBOUNDS	46		WINTHROP (01-14-12)
	45		UNC WILMINGTON (12-06-11)
ASSISTS	26		at UNC Asheville (01-07-12)
	21		at Texas A&M (11-09-11)
STEALS	10		EASTERN KENTUCKY (11-18-11)
	9		at UNC Asheville (01-07-12)
BLOCKED SHOTS	9		at Georgia State (11-26-11)
	6		at UNC Asheville (01-07-12)
	6		UNC WILMINGTON (12-06-11)
	6		at Coastal Carolina (12-03-11)
	6		at Campbell (12-01-11)
TURNOVERS	20		RANDOLPH COLLEGE (11-11-11)
	19		UNC WILMINGTON (12-06-11)
FOULS	29		RADFORD (01-12-12)
	28		at High Point (01-21-12)

2011-12 Liberty Men's Basketball  
 Liberty High/Low Analysis (as of Jan 25, 2012)  
 All games

Liberty - GAME LOWS

POINTS	50		at Georgia State (11-26-11)
	56		PRESBYTERIAN COLLEGE (01-02-12)
	57		at VMI (01-10-12)
	59		at Texas A&M (11-09-11)
	61		at RICHMOND (12-28-11)
	61		WINTHROP (01-14-12)
FIELD GOALS MADE	19		at Georgia State (11-26-11)
	19		RADFORD (01-12-12)
FIELD GOAL ATTEMPTS	46		at RICHMOND (12-28-11)
	46		PRESBYTERIAN COLLEGE (01-02-12)
	46		at High Point (01-21-12)
FIELD GOAL PERCENTAGE	.322	(19-59)	at Georgia State (11-26-11)
	.333	(21-63)	at Texas A&M (11-09-11)
3 PT FIELD GOALS MADE	1		at Georgia State (11-26-11)
	1		RADFORD (01-12-12)
3 PT FG ATTEMPTS	4		RADFORD (01-12-12)
	6		PRESBYTERIAN COLLEGE (01-02-12)
3 PT FG PERCENTAGE	.091	(1-11)	at Georgia State (11-26-11)
	.167	(2-12)	vs Charleston Southern (12-31-11)
FREE THROWS MADE	6		PRESBYTERIAN COLLEGE (01-02-12)
	9		EASTERN KENTUCKY (11-18-11)
	9		at RICHMOND (12-28-11)
	9		at VMI (01-10-12)
FREE THROW ATTEMPTS	10		PRESBYTERIAN COLLEGE (01-02-12)
	11		at VMI (01-10-12)
FREE THROW PERCENTAGE	.522	(12-23)	RANDOLPH COLLEGE (11-11-11)
	.600	(6-10)	PRESBYTERIAN COLLEGE (01-02-12)
	.600	(12-20)	UNC WILMINGTON (12-06-11)
REBOUNDS	28		at RICHMOND (12-28-11)
	29		at Texas A&M (11-09-11)
	29		EASTERN KENTUCKY (11-18-11)
	29		PRESBYTERIAN COLLEGE (01-02-12)
ASSISTS	8		RADFORD (01-12-12)
	10		at VMI (01-10-12)
STEALS	0		at RICHMOND (12-28-11)
	2		RADFORD (01-12-12)
BLOCKED SHOTS	0		at Texas A&M (11-09-11)
	0		at William & Mary (11-14-11)
	0		at UNC Asheville (01-07-12)
	0		at VMI (01-10-12)
TURNOVERS	10		at Texas A&M (11-09-11)
	10		WILLIAM & MARY (11-20-11)
	10		HAMPTON (12-17-11)
	10		PRESBYTERIAN COLLEGE (01-02-12)
FOULS	11		at VMI (01-10-12)
	14		EASTERN KENTUCKY (11-18-11)

2011-12 Liberty Men's Basketball  
 Liberty High/Low Analysis (as of Jan 25, 2012)  
 All games

Opponent - GAME LOWS

POINTS	58		RANDOLPH COLLEGE (11-11-11)
	60		VIRGINIA INTERMONT (12-10-11)
	63		PRESBYTERIAN COLLEGE (01-02-12)
	64		RADFORD (01-12-12)
	64		WINTHROP (01-14-12)
FIELD GOALS MADE	19		RANDOLPH COLLEGE (11-11-11)
	21		WILLIAM & MARY (11-20-11)
FIELD GOAL ATTEMPTS	50		RANDOLPH COLLEGE (11-11-11)
	50		at Georgia State (11-26-11)
FIELD GOAL PERCENTAGE	.368	(21-57)	WILLIAM & MARY (11-20-11)
	.371	(23-62)	VIRGINIA INTERMONT (12-10-11)
3 PT FIELD GOALS MADE	1		at Texas A&M (11-09-11)
	4		at Campbell (12-01-11)
	4		UNC WILMINGTON (12-06-11)
	4		vs Charleston Southern (12-31-11)
	4		WINTHROP (01-14-12)
3 PT FG ATTEMPTS	7		at Texas A&M (11-09-11)
	10		at Campbell (12-01-11)
3 PT FG PERCENTAGE	.143	(1-7)	at Texas A&M (11-09-11)
	.160	(4-25)	UNC WILMINGTON (12-06-11)
FREE THROWS MADE	6		VIRGINIA INTERMONT (12-10-11)
	6		MONTREAT (12-20-11)
	6		at VMI (01-10-12)
FREE THROW ATTEMPTS	9		EASTERN KENTUCKY (11-18-11)
	9		VIRGINIA INTERMONT (12-10-11)
	9		at VMI (01-10-12)
FREE THROW PERCENTAGE	.476	(10-21)	WINTHROP (01-14-12)
	.529	(9-17)	RADFORD (01-12-12)
REBOUNDS	23		at RICHMOND (12-28-11)
	26		RANDOLPH COLLEGE (11-11-11)
	26		MONTREAT (12-20-11)
ASSISTS	8		RANDOLPH COLLEGE (11-11-11)
	8		VIRGINIA INTERMONT (12-10-11)
	8		WINTHROP (01-14-12)
STEALS	4		at Texas A&M (11-09-11)
	4		HAMPTON (12-17-11)
	4		PRESBYTERIAN COLLEGE (01-02-12)
BLOCKED SHOTS	0		MONTREAT (12-20-11)
	0		PRESBYTERIAN COLLEGE (01-02-12)
TURNOVERS	4		PRESBYTERIAN COLLEGE (01-02-12)
	6		at RICHMOND (12-28-11)
FOULS	9		PRESBYTERIAN COLLEGE (01-02-12)
	11		at UNC Asheville (01-07-12)