

**2011-12 Liberty
Men's Basketball
Quick Facts**

General Information

Name of School..... Liberty University
City/Zip Lynchburg, Va. 24502
Founded 1971
Enrollment 12,200
Nickname Flames
School Colors Red, White & Blue
Home Arena..... Vines Center
Capacity..... 8,085
Affiliation NCAA Division I
Conference Big South
Founder Dr. Jerry Falwell
Chancellor Jerry Falwell, Jr.
Director of Athletics..... Jeff Barber
Athletics Dept. Phone..... (434) 582-2100

Men's Basketball Information

Head Coach..... Dale Layer
Alma Mater Eckerd, '80
Record at School 40-43 (Third Year)
Career Record..... 311-237 (19th Year)
Assistant Coaches
...Jason Eaker (Texas-Pan American, '04)
.....Matt Olinger (Liberty, '08)
..... Brian Joyce (Oklahoma Christian, '95)
Certified Athletic Trainer
..... Aaron Schreiner (Taylor, '02)

History

First Season of Basketball..... 1972-73
All-Time Record 564-598
NCAA Tournament Appearances..... 2
Last NCAA Appearance 2004
Opponent..... St. Joseph's
Result L/82-63 (First Round)
Final/Highest Ranking N/A
Final 2010-11 Record 19-13
Conference Record/Finish..... 13-5/2nd
Starters Returning/Lost..... 4/1
Letterwinners Returning/Lost..... 6/1
Newcomers..... 6

Athletics Communications Info.

Asst. AD - Communications
..... Todd Wetmore
SID Office Phone (434) 582-2292
Cell Phone (434) 841-8974
Email Address..... twetmore@liberty.edu
Assoc. Director Ryan Bomberger
Cell Phone (434) 221-5576
Email Address..... rbomberger@liberty.edu
Asst. Director Paul Carmany
Cell Phone (434) 221-5575
Email Address..... pjcarmany@liberty.edu
Asst. Director Eric Brown
Cell Phone (434) 221-8817
Email Address..... eqbrown@liberty.edu
Asst. Director Joe Carmany
Cell Phone (434) 534-4325
Email Address..... jacarmany@liberty.edu
MBB Contact Eric Brown
Ath. Comm. Fax..... (434) 582-2076
Website..... LibertyFlames.com

Media Information

Radio

Station WRVL (88.3 FM)
Play-By-Play Alan York

Game No. 21 - Jan. 21, 2012

**Liberty FLAMES
(6-14, 1-7 Big South)**



at



**High Point PANTHERS
(7-12, 3-6 Big South)**

High Point, N.C. - Millis Center - 7 p.m.

The Game

After a narrow overtime loss to Winthrop at home last week, the Liberty men's basketball team looks to rebound on the road Saturday against High Point. Since the series began in 1998, the Flames have garnered just four road wins in the near 14-year span against the Panthers. However, Liberty leads the all-time series, 17-11.

High Point enters Saturday's contest with a 7-12 overall record and a 3-6 posting in conference play. The Panthers are currently on a three-game losing skid, suffering a home loss to current conference leader UNC Asheville and a pair of road defeats to Radford and VMI. Tipoff for Saturday's matchup between the Flames and the Panthers inside the Millis Center is slated for 7 p.m.

Recent Results

The Liberty men's basketball team nearly squeaked out a win against Winthrop in the Vines Center, Saturday night. After experiencing its first overtime this season, the Flames finished just shy of the victory, falling to the Eagles, 64-61.

The Flames overtime period marked its first in almost a year since defeating UNC Asheville in the Vines Center, 83-81, on Jan. 27, 2011.

With the defeat, Liberty falls to 6-14 on the season and 1-7 in Big South play. Winthrop moves to 7-11 overall and 4-3 in conference action.

John Caleb Sanders finished with a game-high 20 points. Jesse Sanders followed up with 13 points, 10 rebounds and eight assists.

Watch and Listen to the Flames

There will be a Flames Sports Network radio broadcast (flagship WRVL 88.3 FM) for Saturday's contest, with Alan York providing the play-by-play. In addition to the radio broadcast, an Internet audio broadcast on LibertyFlames.com will be available. The game will also be video streamed live on the Big South Network.

Liberty's Probable Starters

No.	Name	Pos.	Ht.	Wt.	Yr.	PPG	RPG	Other Stats
25	Jesse Sanders	G	6-3	200	Sr.	12.6	7.9	7.9 apg
22	Tavares Speaks	G	6-4	185	Jr.	11.2	3.4	47.3 FG%
14	David Minaya	G	6-6	205	R-Sr.	11.7	4.4	39.1 FG%
24	Antwan Burrus	F	6-6	220	Jr.	10.3	6.5	52.7 FG%
13	Tomasz Gielo	F	6-9	220	Fr.	4.2	2.2	50.0 FG%

Reserves

1	Tanner Hoyt	G	6-6	185	Sr.	0.0	0.2	--
2	Chene Phillips	G	6-2	170	So.	2.0	2.1	73.1 FT%
3	Walt Aikens	G	6-1	195	R-So.	0.4	0.3	--
5	Kelly Assinesi	G	6-0	170	Fr.	0.5	0.0	--
11	Andrew Smith	F	6-9	220	Fr.	1.1	0.9	7-9 FG
15	Ethan Layer	G	6-1	160	Fr.	2.2	0.4	30.8 3FG%
21	Joel Vander Pol	C	6-10	230	R-So.	4.9	3.5	53.2 FG%
31	Stephen Baird	F	6-8	220	R-Fr.	2.5	1.1	3 blocks
33	John Caleb Sanders	G	6-0	180	So.	11.8	2.7	33 3FG Made

2011-12 Liberty Men's Basketball Schedule/Results

Overall: 6-14
Big South: 1-7

11/9 at No. 19 Texas A&M (2K Sports) L/59-81
11/11 **RANDOLPH COLLEGE** W/81-58
11/14 at William & Mary W/75-72

2K Sports Classic (Lynchburg Subregional)

11/18 **EASTERN KENTUCKY**^# L/65-73
11/19 **LEHIGH**# L/80-90
11/20 **WILLIAM & MARY**^# L/64-65

11/26 at Georgia State L/50-72
12/1 at Campbell *# L/82-96
12/3 at Coastal Carolina*# L/68-78
12/6 **UNC WILMINGTON**^#& L/68-77
12/10 **VIRGINIA INTERMONT**^# W/78-60
12/17 **HAMPTON**^#& W/74-65
12/20 **MONTREAT**^# W/91-73
12/28 at Richmond L/61-77
12/31 **CHARLESTON SOUTHERN** * L/76-81
1/2 **PRESBYTERIAN COLLEGE** ^*#& L/56-63
1/7 at UNC Asheville *# L/75-98
1/10 at VMI ^*# L/57-71
1/12 **RADFORD** ^*#& W/69-64
1/14 **WINTHROP** ^*#& L/61-64 OT
1/21 at High Point *# 7 p.m.
1/26 at Winthrop *# 7 p.m.
1/28 at Radford ^*#& 4 p.m.
2/2 **GARDNER-WEBB** ^*#& 7 p.m.
2/4 **UNC ASHEVILLE** ^*#& 7 p.m.
2/9 at Charleston Southern *# 7:30 p.m.
2/11 at Presbyterian College *# 7 p.m.
2/14 **VMI**^*#& 7 p.m.
2/18 at ESPNU BracketBusters TBA
2/23 **COASTAL CAROLINA** ^*#& 7 p.m.
2/25 **CAMPBELL**^*#& 7 p.m.

Big South MBB Championship

2/27 First Round (Higher Seeds) 7 p.m.
2/29 Quarterfinals (Season Champ) 12-8 p.m.
3/1 Semifinals (Season Champ)! 6/8 p.m.
3/3 Finals (Higher Seed)\$ 4 p.m.

Home Games in BOLD CAPS

* - Big South Conference Game

All times are Eastern Standard Time

^ - Broadcast on Flames Sports Network

- Broadcast on Big South Network

& - Broadcast on MASN

! - Broadcast on ESPNU

\$ - Broadcast on ESPN 2

Head Coach Dale Layer



Record at Liberty: 40-43 (Third Year)
Career Record: 311-237 (19th Year)

2010-11 Big South Coach of the Year

Mountain West Conference Championship: 2003

1 NCAA Division I Tournament Appearance: 2003

2 NCAA Division II Tournament Appearances: 1996 (Sweet 16), 1998

Liberty head men's basketball coach Dale Layer became the program's eighth head coach on April 8, 2009, returning to Liberty Mountain after previously serving as an assistant coach for the Flames during the 2007-08 season.

Layer and the Flames are coming off a solid season, finishing the 2010-11 campaign with a 19-13 record and a 13-5 posting in the Big South Conference. Liberty's win total among conference opponents set a new standard for most Big South wins in a single season, surpassing the previous mark of 12.

Tabbed during the preseason to finish sixth in the Big South, the Flames proved to be the surprise of the season, clinching second place in the conference standings. The Flames record-setting run in conference play allowed Layer to become the first coach in program history to earn Big South Coach of the Year honors. The skipper was not the only member of the program to take home conference accolades this season, as Layer's pupil, junior point guard Jesse Sanders was voted Big South Player of the Year.

Layer is currently in his third head coaching stint and first since leaving Colorado State in 2007. Layer, 52, came to Liberty following a successful run as an assistant coach at BIG EAST member and nationally ranked Marquette in the 2008-09 season, where he worked with the guards. Layer helped the Eagles to a 25-10 record and a second round appearance in the NCAA Tournament despite lacking the full-time services of All-American Dominic James, who was injured near the end of the season.

Layer first served as an assistant at Liberty during the 2007-08 season, helping the Flames to their best regular-season finish since winning the 2004 Big South Championship.

Layer has also demonstrated the ability to develop a player's talent, including former Colorado State center Jason Smith. The seven-footer scored over 1,500 points for Layer's Rams during his three seasons with the program, before entering the NBA Draft following his junior campaign. Due to his development under Layer's tutelage, Smith was chosen with the 20th selection of the NBA Draft's first round by the Miami Heat in 2007.

His rights were later traded to the Philadelphia 76ers. When Smith graduated from high school, he was ranked as the 276th best player in his class and in three seasons under Layer, he developed into the 20th selection in the NBA Draft. In addition, several of Layer's recruiting classes at Colorado State were ranked among the top 40 nationally by various recruiting publications.

Layer has a career 311-236 record (18 years) as a head coach, including nine seasons at the helm of Queens in Charlotte, N.C. He also served as the athletics director while at the school and started the basketball program in 1989 from scratch at the formerly all women's institution. Layer's student-athletes have excelled in the classroom, too. In Layer's 18 seasons as a head coach, he has accompanied 46 seniors to be honored on senior night, and all 46 earned a college degree, a 100 percent graduation rate of all players who finish their eligibility.

After graduating from Eckerd in St. Petersburg, Fla., in 1980, Layer started his coaching career as an assistant under Jim Harley, his former coach. Before moving on to Queens, Layer spent seven of the next eight years at Eckerd except for the 1982-83 season, when he was an assistant at Eastern Kentucky.

Layer made the jump to Division I in 1998 when Ritchie McKay took the head coaching job at Colorado State and named him to his staff. During McKay's two seasons with the Rams, Layer helped lead Colorado State to the NIT Tournament in 1999, where they beat Mississippi State and Colorado, before falling to eventual champion, California.

While with the Rams, Layer had a 103-106 record, including a 17-13 mark in 2007. In 2003, Layer led Colorado State to the Mountain West Conference Championship and its first NCAA Tournament bid in 13 years, falling to Duke in the first round.

Among Layer's accomplishments, he also holds a place in two collegiate Hall of Fames. On May 12, 2011, he was inducted into the Eckerd Hall of Fame, where he still holds the basketball program's single-season assist record. Layer is also a member of the Queens University Hall of Fame, receiving the nod at the conclusion of the 2009-10 season.

**Top 50 Scorers
in Liberty History**

1. Karl Hess	2,373
2. Larry Blair	2,211
3. Bailey Alston	2,115
4. Mark Chafin	1,947
5. Steve Isaacs	1,777
6. Anthony Smith	1,754
7. Peter Aluma	1,715
8. Ed Vickers	1,658
9. Willard Deshazor	1,569
10. Larry Jackson	1,539
11. Matt Hildebrand	1,515
12. George Sweet	1,422
13. Chris Caldwell	1,391
14. Julius Nwosu	1,248
15. Greg McCauley	1,228
16. Eric Gordon	1,154
17. Kyle Ohman	1,141
18. Cliff Webber	1,100
19. Jesse Sanders	1,087
20. Mike Coleman	1,065
21. Mike Goad	1,013
22. Mike Minett	1,001
23. Alex McLean	954
24. Gabe Martin	890
25. Mark Reed	842
26. Brad Hamersley	831
27. Evan Gordon	820
28. David Dees	794
29. Jason Dixon	761
30. Charles Richardson	755
31. Ed Gomes	751
32. Delawn Grandison	713
33. Seth Curry	707
34. Rodney Harrison	689
35. Nathan Day	683
36. Jason Sarchet	658
37. Kenny Gunn	651
38. David Minaya	630
39. Erik Sorensen	623
40. Tim Scarborough	616
41. Antwan Burrus	615
42. Barry Taylor	610
43. Vincent Okotie	588
44. Chris Toomer	583
45. Mark Swift	582
45. Mickey Baker	582
47. Keith Ferguson	576
48. Marcus White	567
49. Dave Denny	548
50. Jody Chapman	543

Other Current Players:
John Caleb Sanders **362**



Series History

Series Record: Liberty leads High Point, 17-11
Current Streak: High Point won the most recent meeting
Liberty Series Record at Millis Center: 4-9
Last Meeting: High 66, Liberty 60 (Feb. 24, 2011)
Last Meeting at Millis Center: Liberty 66, High Point 60 (Jan. 21, 2010)

Coaching Matchup

Liberty Head Coach: Dale Layer
Overall Record (Season): 311-237 (19th)
Record at Liberty (Season): 40-43 (Third)
Record vs. High Point: 3-2

High Point Head Coach: Scott Cherry
Overall Record (Season): 34-46 (Third)
Record at High Point (Season): Same
Record vs. Liberty: 2-3

Notes and Anecdotes

- The Panthers brought an end to the Flames season last year. Entering the quarterfinals of the Big South Championship as the No. 2 seed, Liberty hosted No. 7 High Point in the first round, falling 66-60. Shay Shine paced the Panthers with 26 points. Jesse Sanders led Liberty with 15 tallies.

- After suffering a tough 83-51 defeat in the Millis Center during the 2009-10 season (Jan. 21, 2010), the Flames turned the tables last season, edging the Panthers inside the facility, 66-60 (Jan. 13, 2011). John Brown came up big down the stretch for the Flames, scoring six points in the final 3:30 to lead Liberty to victory. Brown finished the contest with a double-double, his third straight and ninth of the season at the time, posting 14 points and 10 boards.

- David Minaya spent one season at Tennessee Tech (2007-08) playing for head coach Mike Sutton before transferring to Liberty. That year, the Golden Eagles went 13-19 overall and 10-10 in the Ohio Valley Conference (OVC). High Point's head coach Scott Cherry also spent one season with the Golden Eagles, serving as an assistant coach during Sutton first year as head coach (2002-03). Cherry helped Tennessee Tech finish 20-12 overall and 11-5 in conference action

- Liberty is looking for its first conference road win of the season.

LU	Statistical Comparison	HPU
6-14	Record	7-12
44.1	Field Goal Percentage	44.3
47.1	Opponent Field Goal Percentage	44.4
27.7	Three-Point Field Goal Percentage	40.4
3.6	Three-Pointers Made Per Game	8.4
70.4	Free Throw Percentage	66.8
35.7	Rebound Average	34.3
33.3	Opponent Rebound Average	35.2
+ 2.3	Rebound Differential	- 0.9
69.5	Points Per Game	71.7
73.9	Points Allowed Per Game	70.7
- 4.4	Point Differential	+ 1.1

LU	2011-12 Statistical Leaders	HPU
Jesse Sanders (12.6 ppg)	Points	Nick Barbour (19.5 ppg)
Jesse Sanders (7.9 rpg)	Rebounds	Corey Law (7.3 rpg)
Jesse Sanders (7.9 apg)	Assists	Xavier Martin (2.9 apg)
Antwan Burrus (0.9 bpg)	Blocks	Corey Law (0.6 bpg)
Tavares Speaks (1.3 spg)	Steals	Shay Shine/Nick Barbour (1.2 spg)
Antwan Burrus (52.7)	Field Goal %	Corey Law (60.6)
Jesse Sanders (40.0)	3-Point Field Goal %	Nick Barbour (48.9)
Jesse Sanders (76.6)	Free Throw %	Shay Shine (81.3)

Big South Conference Update

Overall Standings

	W	L	Pct.
Coastal Carolina	13	5	.722
UNC Asheville	13	7	.650
Charleston So.	12	7	.632
Campbell	13	8	.619
VMI	10	9	.526
Presbyterian College	8	10	.444
Gardner-Webb	9	12	.429
Winthrop	8	12	.400
High Point	7	12	.368
Liberty	6	14	.300
Radford	4	17	.190

Conference Standings

	W	L	Pct.
UNC Asheville	8	1	.889
Campbell	7	2	.778
Coastal Carolina	6	2	.750
Charleston So.	6	3	.667
VMI	5	4	.556
Winthrop	5	4	.556
Gardner-Webb	4	5	.444
High Point	3	6	.333
Presbyterian College	2	6	.250
Liberty	1	7	.125
Radford	1	8	.111

Upcoming Schedule

Saturday, Jan. 21

Radford at Coastal Carolina *, 2 p.m.
 VMI at Campbell *, 3:30 p.m.
 Winthrop at Charleston Southern *, 5:30 p.m.
 Liberty at High Point *, 7 p.m.
 UNC Asheville at Presbyterian *, 7 p.m.

Thursday, Jan. 26

Campbell at Gardner-Webb *, 7 p.m.
 Coastal Carolina at Presbyterian *, 7 p.m.
 High Point at UNC Asheville *, 7 p.m.
 Liberty at Winthrop *, 7 p.m.
 VMI at Radford *, 7 p.m.

Saturday, Jan. 28

High Point at Winthrop *, 4 p.m.
 Liberty at Radford *, 4 p.m.
 Campbell at UNC Asheville *, 4:30 p.m.
 Coastal Carolina at Gardner-Webb *, 7 p.m.
 Charleston Southern at Presbyterian *, 7:30 p.m.

News and Notes from Liberty's game versus Winthrop (Jan. 14)

- The Flames overtime period marked its first in almost a year since defeating UNC Asheville in the Vines Center, 83-81, on Jan. 27, 2011.

- John Caleb Sanders finished with a game-high 20 points. Jesse Sanders followed up with 13 points, 10 rebounds and eight assists.

- A combined score of 45 points marked the lowest in one half during a Liberty game this season. Twenty three points also tied the lowest allowed by the Flames in a half this season. Liberty also held Randolph College to 23 points in the first half on Nov. 9.

- Liberty finished with 39.3 percent (22-of-56) from the field in the contest, while the Eagles shot 42.4 percent (25-of-59) on the night. Winthrop controlled the paint in the contest, outpointing the home team, 36-24. The Eagles also won the rebound battle, 46-37.

- The Flames outscored the Eagles from behind the three-point arc, 18-12, finishing with more made three-pointers than its opponent (6-4) since the season opener against No. 19 Texas A&M (Nov. 9), when Liberty hit five compared to the Aggies one.

Miscellaneous Notes

-Prior to Liberty's six three-pointers against Winthrop, the Flames had a combine three treys in games against VMI and Radford. Liberty finished with two three-pointers against the Keydets and one against the Highlanders. The last time Liberty had zero three-point field goals in a game was Feb. 1, 2005 against High Point.

- Liberty is starting 1-4 in January for the first time since the 2006-07 season. Liberty went 14-17 overall and 8-6 in conference play.

- The last time Liberty started the season 1-7 on the road was the 2007-08 campaign. The Flames finished with 16-16 overall record and a 7-7 posting in conference play.

- Jesse Sanders is 20 assists away from passing Karl Hess (648, 1977-80) as Liberty's all-time assist leader. Sanders also needs 55 rebounds to surpass Mike Coleman (1989-92) for fifth all-time on Liberty's career rebounding list.

- Jesse Sanders is currently leading the Flames in points (12.6 ppg), rebounds (7.9 rpg) and assists (7.9 apg). The Sugar Land Texas native is one of seven players in country leading his team in all three categories. Sanders is third in the country in assists and is the only player in the country averaging at least six rebounds and six assists per game.

- The Flames enter Saturday's matchup with a balanced offensive attack, with five players averaging double scoring figures.

- Last season, John Caleb Sanders posted 126 points on the year. The sophomore guard currently has 236 tallies through 20 games this season. Sanders' minutes are up dramatically this season. After averaging 12.4 minutes per game in 2010-11, the Sugar Land, Texas native is averaging 26.1 per game, this year.

Looking Back

- After starting last season 5-0 in conference play, Liberty started 0-6 this season. The last time Liberty started 0-6 in Big South play was the 1998-99 season, when the Flames finished 0-10 in conference action.

- In Liberty's game against UNC Asheville (Jan. 7), Jesse Sanders became the Big South's all-time assist leader, surpassing Radford's Amir Johnson (604, 2007-10).

- In Liberty's game versus Richmond (Dec. 28), Jesse Sanders missed his first free throw since the first half of Liberty's game against UNC Wilmington (Dec. 6), halting a streak of 24 consecutive free throws made. Prior to Sanders' streak, the last time a Liberty player made at least 20 consecutive free throws was when Kyle Ohman did so from Nov. 13 to Nov. 24.

- Sanders inked his name in the Liberty annals at Richmond, becoming the 22nd member of the program's 1,000 point club. The Sugar Land, Texas native led the Flames with 14 tallies on the night, giving him 1,012 for his collegiate career. Sanders' momentous basket came with 13:11 remaining in the half, sinking a layup to enter into Liberty's 1,000 point club.

- Liberty had zero steals at Richmond, marking the first time in program history the Flames have failed to record a single theft in a contest.

- During Liberty's game against Montreat (Dec. 20), Jesse Sanders set a new Vines Center record with 16 assists.

- Before setting a new Vines Center record with a perfect game from the free throw line on Dec. 17 against Hampton (18-for-18, 1.000), Liberty had not shot over 65 percent from the charity stripe in its last three games.

Miscellaneous Stats for the 2011-12 Flames

Team Scoring Leaders

Jesse Sanders	6 times
John Caleb Sanders	5 times
Tavares Speaks	4 times
David Minaya	3 times
Antwan Burrus	2 times
Joel Vander Pol	1 time

20-Point Games

Jesse Sanders	2 times
David Minaya	1 time
Joel Vander Pol	1 time
John Caleb Sanders	1 time

Team Rebounding Leaders

Jesse Sanders	10 times
Antwan Burrus	6 times
Joel Vander Pol	2 times
David Minaya	2 times
Chene Phillips	1 time
John Caleb Sanders	1 time
Tomasz Gielo	1 time

10-Rebound Games

Jesse Sanders	6 times
Antwan Burrus	2 times
David Minaya	1 time

Team Assist Leaders

Jesse Sanders	18 times
Chene Phillips	1 time
Antwan Burrus	1 time

5-Assist Games

Jesse Sanders	17 times
Chene Phillips	1 time

Team Steal Leaders

Tavares Speaks	7 times
Jesse Sanders	7 times
David Minaya	4 times
Antwan Burrus	3 times
John Caleb Sanders	2 times
Chene Phillips	2 times
Joel Vander Pol	1 time
Ethan Layer	1 time

3-Steal Games

Tavares Speaks	3 times
Jesse Sanders	3 times
John Caleb Sanders	2 times
Chene Phillips	1 time
David Minaya	1 time

Team Blocked Shot Leaders

Antwan Burrus	11 times
Joel Vander Pol	5 times
Stephen Baird	2 times
Tomasz Gielo	2 times
Andrew Smith	2 times
Jesse Sanders	1 time
John Caleb Sanders	1 time

* Includes Ties

Familiar Face

On Dec. 5, head coach Dale Layer added Walt Aikens to the Liberty men's basketball roster. Aikens is no stranger to Liberty Athletics after completing his first season as a cornerback for the Flames football program in 2011. This past season, Aikens finished fourth on the team in total tackles with 49 and was the squad's co-leader in interceptions with three.

A transfer from Illinois, Aikens was a dual letterwinner at Harding High School in Charlotte, N.C., excelling in football and basketball. As a member of the Rams' basketball team during his senior season (2008-09), Aikens averaged 15.3 points, 5.3 assists, 4.0 rebounds and 2.1 steals per game. Aikens is the second member of his family to play under Layer, as his father, Walter Aikens, played under the head coach during Layer's first two years at Queens (1989-91).

2010-11 Season Highlights

- The Flames went 13-5 in Big South play during the 2010-11 season, setting a new program record for most conference wins in a season.

- Dale Layer was named Liberty's first-ever Big South Coach of the Year last season, leading the Flames to a second-place finish in conference play. Layer picked up his 300th career coaching win against 2011 Big South champion UNC Asheville on Jan. 27, as the Flames defeated the Bulldogs in the Vines Center courtesy of a buzzer-beating layup in overtime, 83-81.

- Point guard Jesse Sanders was the first Flame ever to be tabbed Big South Player of the Year and earn honorable mention AP All-America recognition, averaging 11.3 points, 6.0 rebounds and 5.7 assists per game.

Injury Report

The Flames will be without redshirt senior guard John Brown and forward Sammy Ogukwe both suffered season-ending injuries during the preseason.

Brown started all 32 contests for the Flames during the 2010-11 campaign and was named to the Big South All-Conference second team. The 6-4 guard was ranked No. 8 in the country and led the conference in rebounds, pulling down 10.8 boards per game. Along with his rebounding efforts, Brown was also the Flames' second-leading scorer (11.3 ppg) and finished the year with 14 double-doubles.

Ogukwe appeared in 30 contests for the Flames last season, starting in games against Notre Dame (Nov. 14) and UNC Wilmington (Nov. 16). The Abuja, Nigeria native was a key reserve for Layer's squad, finishing second on team in blocked shots with 22.

Layer Signs Four for 2012-13

Head Liberty men's basketball coach Dale Layer has announced the early signing of four players to a national letter intent for the 2012-13 season.

Among Layer's early recruiting class are three junior college standouts – JR Coronado, Emmanuel Andrews and Chad Donley. In addition to the trio of junior college players, Layer also signed Larry Taylor, who is currently a point guard at North Point High School in North Port, Fla.

All-Time Assist Leaders at Liberty

Name	Seasons	Games	Assists	Avg.
Karl Hess	1977-1980	120	648	5.4
Jesse Sanders	2008-Present	115	629	5.5
Matt Hildebrand	1991-94	116	583	5.0
Kenny Gunn	1982-85	98	535	5.5
Ed Gomes	1974-76	64	476	7.4

All-time Triple-Doubles

Name	Result	Opponent	Date
Jesse Sanders	10 points, 10 rebounds and 10 assists	Charleston So.	01-06-2011
Kyle Ohman	16 points, 12 rebounds and 10 assists	VMI	01-02-2010
Jesse Sanders	11 points, 10 rebounds and 10 assists	Ky. Christian	12-12-2009
Jesse Sanders	10 points, 10 rebounds and 10 assists	Presbyterian	02-09-2009
Ed Gomes	10 points, 13 steals and 10 assists	Radford	01-24-1976

Liberty's 2011-12 Record ...

When Liberty controls the tip	4-7
When opponent controls the tip	2-7
Played at home.....	5-6
Played on the road	1-7
Played at a neutral site	0-1
Played a team with a .500+ record	1-6
Played a team with a .500 record	1-2
Played a team with a below .500 record.....	4-6
When Liberty leads at the half	4-0
When opponent leads at the half	2-12
When there is a tie at the half	0-2
When Liberty leads with 5:00 left.....	6-1
When opponent leads with 5:00 left	0-13
When there is a tie with 5:00 left	0-0
When Liberty leads with 1:00 left.....	6-0
When opponent leads with 1:00 left	0-12
When there is a tie with 1:00 left	0-2
When Liberty outrebounds opponent	6-6
When opponent outrebounds Liberty	0-7
When the teams' rebound totals are equal	0-1
When Liberty shoots 50% or better (FG)	3-2
When Liberty shoots less than 50% (FG)	3-12
When Liberty outshoots its opponents	5-3
When opponents outshoot Liberty	1-10
When the teams shoot the same pct.	0-1
When Liberty shoots more 3-pointers.....	0-3
When opponent shoots more 3-pointers	5-11
When same amount of 3-pointers shot.....	1-0
When Liberty shoots more free throws	6-3
When opponent shoots more free throws.....	0-9
When same number of free throws taken.....	0-2
When opponent shoots 50% or better (FG).....	0-6
When opponent shoots less than 50% (FG)	6-8
When Liberty has more turnovers	1-6
When opponent has more turnovers	5-5
When turnovers are the same	0-3
When Liberty blocks more shots	4-2
When opponent blocks more shots	2-10
When blocks are the same	0-2
When Liberty has more steals	5-1
When opponent has more steals	1-9
When steals are the same	0-4
When Liberty bench outscores opponent	3-5
When opponent bench outscores Liberty	3-9
When both benches score the same	0-0
When Liberty scores 50 or fewer points	0-1
When Liberty scores 51-60 points	0-3
When Liberty scores 61-70 points	1-6
When Liberty scores 71-80 points	3-3
When Liberty scores 81 or more points	2-1
When the game is decided by 1-5 points	2-3
When the game is decided by 6-10 points	1-5
When the game is decided by 11+ points	3-6
November Games	2-5
December Games	3-5
January Games	1-4
February Games.....	0-0
March Games	0-0
Sunday	0-1
Monday	1-1
Tuesday	1-2
Wednesday	0-2
Thursday.....	1-1
Friday.....	1-1
Saturday	2-6
When Liberty wears white jerseys	4-3
When Liberty wears blue jerseys	0-6
When Liberty wears red jerseys	1-2
When Liberty wears gray jerseys	1-3



Near Miss

Jesse Sanders continues to fall just short of his fourth career triple-double, this season. Against Presbyterian College (Jan. 2), the floor general was one assist shy, finishing with 10 points, 12 rebounds and nine assists. If Sanders is able to accomplish the feat he will be the only player in Division I history to have at least one triple-double each of his four years in college.

Player	Season	Team	Triple-Doubles
Shaquille O'Neal	1989-90	Louisiana State	2
Shaquille O'Neal	1990-91	Louisiana State	1
Shaquille O'Neal	1991-92	Louisiana State	3
Adonal Foyle	1994-95	Colgate	1
Adonal Foyle	1995-96	Colgate	1
Adonal Foyle	1996-97	Colgate	2
Shawn James	2004-05	Northeastern	2
Shawn James	2005-06	Northeastern	2
Shawn James	2007-08	Duquesne	1
Jesse Sanders	2008-09	Liberty	1
Jesse Sanders	2009-10	Liberty	1
Jesse Sanders	2010-11	Liberty	1

All-Time Record in January: 168-169

Dale Layer's Record in January at Liberty: 13-8

Record This January (Games Remaining): 1-4 (Three)

Last Five January Records:

- 2006-07 – 4-5
- 2007-08 – 6-2
- 2008-09 – 6-3
- 2009-10 – 5-3
- 2010-11 – 7-1

Flames Upcoming TV Schedule

1/28	Radford	4 p.m.	Liberty Channel/MASN (12 a.m. tape delay)
2/2	Gardner-Webb	7 p.m.	Liberty Channel/MASN (9 p.m. tape delay)
2/4	UNC Asheville	7 p.m.	Liberty Channel/MASN (9 p.m. tape delay)
2/14	VMI	7 p.m.	Liberty Channel/MASN (9 p.m. tape delay)
2/23	Coastal	7 p.m.	Liberty Channel/MASN
2/25	Campbell	7 p.m.	Big South Network/MASN

Among the Few

Jesse Sanders is one of seven Division I players who lead their respective teams in points, rebounds and assists.

Name	Year	School	PPG	RPG	APG
Jesse Sanders	Sr.	Liberty	12.6	7.9	7.9
Solomon Hill	Jr.	Arizona	11.7	7.9	2.9
Trey Zeigler	So.	Central Mich.	15.8	6.8	2.6
Royce White	So.	Iowa State	13.6	9.3	4.4
J.J. Avila	So.	Navy	16.5	7.0	2.8
Tim Frazier	Jr.	Penn State	17.9	5.2	6.7
Mamadou Seck	Sr.	Southern Ill.	13.3	8.3	2.9
Orlando Johnson	Sr.	UCSB	20.3	6.4	3.1
Derrick Gordon	Fr.	Western Ky.	12.3	6.6	2.3

Liberty vs. Big South	2011-12 --- 68-78	1983-84 --- 70-91, *53-48	The Last Time ...
		1991-92 --- 74-76, *92-77	
Campbell (8-10)	Gardner-Webb (6-3)	1992-93 --- *94-74, 74-79, 69-73	A Liberty Individual
1975-76 --- *78-85	1975-76 --- 88-104	1993-94 --- 68-82, *75-73	<i>Scored 25 points in a game</i>
1976-77 --- 88-125	1976-77 --- 97-127	1994-95 --- *64-52, 68-57	Evan Gordon scored 26 points at Coastal Carolina, 2/3/11
1980-81 --- 83-94	2008-09 --- *68-59, !!90-95, 88-77	1995-96 --- !65-71, *53-50	<i>Scored 30 points in a game</i>
1982-83 --- 50-58	2009-10 --- *68-57, 69-61	1996-97 --- *70-63, 89-75, *85-73	Kyle Ohman scored 39 points versus High Point, 2/20/10
1987-88 --- 62-72	2010-11 --- !64-62, *67-51	1997-98 --- 59-77, *82-91	<i>Grabbed 15 rebounds in a game</i>
1988-89 --- *73-68		1998-99 --- *60-86, 68-97	John Brown pulled down 16 rebounds at VMI, 2/15/11
1989-90 --- 72-76	High Point (17-11)	1999-00 --- 66-85, *62-68	<i>Grabbed 20 rebounds in a game</i>
1991-92 --- 73-71, *77-58, 51-53	1998-99 --- !89-93, *72-55	2000-01 --- *57-77, 77-94	Eric Cunningham grabbed 20 rebounds at Mt. St. Mary's, 1/30/88
1992-93 --- 70-50, *73-63	1999-00 --- *88-63, 65-74	2001-02 --- 60-79, *78-69	<i>Recorded 10 assists in a game</i>
1993-94 --- 60-63, *60-55, 76-62	2000-01 --- 65-61, *77-72	2002-03 --- *81-66, 56-81, *52-55	Jesse Sanders dished out 10 assists versus UNC Asheville, 1/7/12
2007-08 --- 70-73, *68-61	2001-02 --- *58-73, !!98-99	2003-04 --- 76-83, *50-49	<i>Recorded five steals in a game</i>
2011-12 --- 82-96	2002-03 --- *74-70, 68-72	2004-05 --- 64-69, *70-62	Evan Gordon swiped five steals versus Radford, 2/10/11
	2003-04 --- *79-66, 67-56, *89-44	2005-06 --- *50-60, 54-69	<i>Blocked five shots in a game</i>
Charleston Southern (31-21)	2004-05 --- 56-73, *86-81	2006-07 --- *80-66, 64-48	Antwan Burrus swatted five shots at Radford, 1/15/11
1988-89 --- 66-65, *76-89	2005-06 --- *83-80, 49-78	2007-08 --- 88-89, *78-71	<i>Made five three-pointers in a game</i>
1989-90 --- *91-79, 63-77	2006-07 --- 71-77, *96-79	2008-09 --- !!*82-94, 92-85	Evan Gordon sank five three-pointers vs. Winthrop, 12/4/10
1990-91 --- 73-77, *67-69	2007-08 --- *55-51, 53-67	2009-10 --- 60-55, *69-74	<i>Made 10 free throws in a game</i>
1991-92 --- 75-80, *76-60	2008-09 --- 61-56, *78-63	2010-11 --- 61-53, *79-71	Evan Gordon hit 11 free throws at Coastal Carolina, 2/3/11
1992-93 --- *60-49, 72-58	2009-10 --- 53-81, *76-67	2011-12 --- 69-64*	<i>Made 20 consecutive free throws (multiple games)</i>
1993-94 --- 71-67, *90-81, 82-71	2010-11 --- 66-60, *65-54,		Jesse Sanders made 24 straight free throws, spanning 12/6/11 to 12/28/11
1994-95 --- *63-58, 70-72, 58-60	*60-66	Virginia Military (13-13)	
1995-96 --- !81-75, *77-61		1975-76 --- 58-106	
1996-97 --- *72-68, 80-77, *54-64	UNC Asheville (20-28)	1977-78 --- 68-105	
1997-98 --- 69-72, *75-72	1991-92 --- *90-76, 77-82, 85-54	1990-91 --- *61-69	
1998-99 --- *67-72, !91-94	1992-93 --- 73-50, 80-73, 55-58	1991-92 --- 64-55	
1999-00 --- 58-60, *76-60	1993-94 --- 79-71, *56-51	2002-03 --- 54-68, *77-69	Team
2000-01 --- *70-57, !81-82	1994-95 --- *46-57, !67-73	2003-04 --- *66-46, 52-61	<i>Scored 100 points in a game</i>
2001-02 --- 64-89, *53-66	1995-96 --- 48-66, *65-54, *73-60	2004-05 --- *91-71, 67-73	Defeated VMI, 100-82, 1/20/11
2002-03 --- 57-78, *54-48	1996-97 --- 55-64, !!65-68	2005-06 --- 68-84, *71-67	<i>Grabbed 60 rebounds in a game</i>
2003-04 --- 71-55, *171-67, *60-54	1997-98 --- *60-70, 59-75, *42-46	2006-07 --- *122-117, 118-108,	Totalled 61 rebounds at VMI, 2/21/07
2004-05 --- 71-59, *70-66, *60-66	1998-99 --- *72-77, !86-89, 98-106	*78-79	<i>Recorded 25 assists in a game</i>
2005-06 --- 71-73, *45-61	1999-00 --- *70-62, 68-82, 63-77	2007-08 --- 87-81, *79-81, *103-88	Dished out 26 assists versus VMI, 1/20/11
2006-07 --- 66-63, *83-73	2000-01 --- *52-59, 54-73, 60-48	2008-09 --- 91-80, *72-109, 58-78	<i>Recorded 20 steals in a game</i>
2007-08 --- *79-63, 82-87	2001-02 --- *54-68, 69-85	2009-10 --- 110-102, *91-73	Swiped 20 steals versus Shenandoah, 11/19/01
2008-09 --- *79-60, 95-80	2002-03 --- 80-81, *73-72	2010-11 --- *100-82, 69-79	<i>Blocked 10 shots in a game</i>
2009-10 --- *69-53, 74-61	2003-04 --- *84-72, 82-68	2011-12 --- 57-71	Blocked 10 shots versus Union College, 12/28/10
2010-11 --- *68-54, 70-69	2004-05 --- *72-71, 92-80		<i>Made 10 three-pointers in a game</i>
2011-12 --- 76-81	2005-06 --- 65-77, *181-83	Winthrop (15-30)	Sank 11 three-pointers versus UNC Asheville, 1/27/11
	2006-07 --- 77-84, *80-65	1991-92 --- 72-58, *63-52	<i>Made 30 free throws in a game</i>
Coastal Carolina (25-23)	2007-08 --- 70-74, *83-54, 57-75	1992-93 --- 90-93, *58-61	Made 30 free throws versus Radford, 1/12/12
1988-89 --- 73-80, *60-75	2008-09 --- 56-84, *78-66	1993-94 --- *85-61, 81-72	<i>Won 10 straight games</i>
1989-90 --- 85-94, *66-68	2009-10 --- *70-74, 72-75	1994-95 --- 66-85, *70-68	Won 11 straight games, 2/12/80 to 3/15/80
1991-92 --- *72-71, 68-58	2010-11 --- 59-55, *183-81	1995-96 --- *176-77, !77-78	<i>Lost 10 straight games</i>
1992-93 --- *165-66, !81-74	2010-11 --- 59-55, *183-81	1996-97 --- *70-48, 66-63, *83-69	Lost 10 straight games, 1/19/02 to 2/16/02
1993-94 --- 75-86, *81-84	2011-12 --- 75-98	1997-98 --- 62-52, *64-65	<i>Won an overtime game</i>
1994-95 --- *88-69, 65-64		1998-99 --- *57-73, 54-82	Defeated UNC Asheville, 83-81, in overtime, 1/27/11
1995-96 --- 67-62, *71-57	Presbyterian College (5-5)	1999-00 --- *71-73, 63-80	<i>Lost an overtime game</i>
1996-97 --- *78-63, 66-50	1978-79 --- *60-74, !91-95	2000-01 --- 63-76, *57-50, !!62-67	Fell at UNC Wilmington, 69-64, in overtime, 11/16/10
1997-98 --- 66-62, *66-56, *78-70	2007-08 --- *69-47	2001-02 --- *48-81, 62-69, 59-66	
1998-99 --- *68-89, 75-87	2008-09 --- !!66-67, *69-48	2002-03 --- *64-74, 72-84	Start Chart
1999-00 --- 71-83, *58-52	2009-10 --- 77-67, *60-57	2003-04 --- *66-50, 74-62	Player
2000-01 --- *65-71, 64-68	2010-11 --- *70-61, 66-73	2004-05 --- !73-75, *61-69	Career Starts
2001-02 --- 86-80, *54-58	2011-12 --- 56-63	2005-06 --- 47-67, *78-71, 52-93	Current Streak
2002-03 --- 55-54, *79-73, !63-61		2006-07 --- *40-68, 76-80	/Last Start
2003-04 --- 65-67, *79-65, *88-73	Radford (26-32)	2007-08 --- 48-55, *50-59	Jesse Sanders 112 36
2004-05 --- 71-64, *72-68	1974-75 --- *99-85	2008-09 --- 57-59, *57-47	David Minaya 53 7
2005-06 --- 60-72, *61-78	1975-76 --- *85-73, 76-80	2009-10 --- 62-65, *43-67, 72-80	Antwan Burrus 48 11
2006-07 --- 65-70, *76-77	1978-79 --- 66-88, *68-67	2010-11 --- *75-72, 56-61	John Brown 32 March 1, 2011
2007-08 --- *78-59, 65-51	1979-80 --- *79-70, 61-79	2011-12 --- !61-64	Joel Vander Pol 23 Dec. 6, 2011
2008-09 --- *68-55, 85-82	1980-81 --- *60-61, !71-79		Tavares Speaks 15 3
2009-10 --- *58-73, 48-71	1981-82 --- *52-61, 63-72		John Caleb Sanders 13 Jan. 7, 2012
2010-11 --- *67-70, 71-77	1982-83 --- 63-71, *67-63		Chene Phillips 4 Dec. 1, 2011
			Tomasz Gielo 4 4
			Stephen Baird 3 Dec. 20, 2011
			Sommy Ogukwe 2 Nov. 16, 2010
		*-Indicates home games	
		!-Indicates overtime games	

**Liberty in the
Big South Stats**
2011-12

Team

Scoring Offense (7th)	69.5 ppg
Scoring Defense (8th).....	73.9 ppg
Scoring Margin (10th)	-4.4 ppg
Free Throw Pct. (4th).....	70.4
Field Goal Pct. (8th).....	44.1
Field Goal Pct. Defense (9th) ..	47.1
3-Pt. FG Pct. (11th).....	27.7
3-Pt. FG Pct. Defense (7th).....	35.9
3-Pt. FG Made (11th).....	3.55/game
Rebounds (4th).....	35.7 rpg
Opp. Rebounds (4th).....	33.3 rpg
Rebounding Margin (2nd).....	+2.3 rpg
Offensive Rebounds (5th).....	11.8 rpg
Defensive Rebounds (4th).....	23.9 rpg
Off. Rebound Pct. (6th).....	33.0
Def. Rebound Pct. (2nd).....	71.8
Blocked Shots (10th)	2.05 bpg
Assists (4th).....	14.6 apg
Steals (10th)	5.6 spg
Turnover Margin (6th).....	+ 0.05
Asst./TO Ratio (2nd).....	1.18

Individual

Scoring

Jesse Sanders (19th)	12.6 ppg
John C. Sanders (20th) ...	11.8 ppg
David Minaya (22nd)	11.7 ppg

Rebounding

Jesse Sanders (4th)	7.9 rpg
Antwan Burrus (11th).....	6.5 rpg

Assists

Jesse Sanders (1st).....	7.9 apg
--------------------------	---------

Steals

Tavares Speaks (13th).....	1.3 spg
----------------------------	---------

Free Throw Pct.

Jesse Sanders (8th)	76.6
---------------------------	------

Blocked Shots

Antwan Burrus (t-8th)	0.9 bpg
-----------------------------	---------

Assist/Turnover Ratio

Jesse Sanders (1st).....	2.91
--------------------------	------

Offensive Rebounds

Jesse Sanders (5th)	2.75 rpg
Antwan Burrus (7th).....	2.55 rpg

Defensive Rebounds

Jesse Sanders (4th)	5.10 rpg
---------------------------	----------



2011 Liberty Basketball Foreign Tour

Once every four years, the NCAA allows collegiate basketball teams to travel abroad and compete against international squads. The Liberty men's basketball program took full advantage of the opportunity granted by the NCAA, turning it into a well-rounded athletic, academic, cultural and spiritual experience.

This past summer, the Liberty men's basketball team completed its foreign tour (Aug. 9-18), playing six exhibition games in parts of Belgium and France against various professional clubs. The Flames concluded the tour with a 4-2 record. During their nine-day journey, head coach Dale Layer and the Flames also took time to learn about European culture through a variety of walking tours.

Game Highlights

Game 1 - Liberty 81, Excelsior 53 (Aug. 10, 2011) (Brussels, Belgium)

Jesse Sanders led the Flames with 16 points, hitting 7-of-8 shots from the field and 2-of-3 from the charity stripe. The senior point guard also chipped in six assists. David Minaya recorded 14 tallies on the night, while John Brown finished with a double-double, posting 12 points on 6-of-7 shooting along with 11 rebounds. Brown also tied Sanders' assist total with six. Other Liberty players with a solid scoring performance on the night included Chene Phillips (9) and Antwan Burrus (8).

Game 2 - Liberty 86, Ookstamp 58 (Aug. 11, 2011) (Sijsele, Belgium)

Senior Jesse Sanders led Liberty with 22 points and seven assists, followed by John Caleb Sanders who scored 18 points on 6-of-8 shooting from behind the three-point arc. David Minaya rounded out Liberty's trio of double digit scorers with a 14-point performance.

Game 3 - Liberty 79, Zwevezele 66 (Aug. 12, 2011) (Sijsele, Belgium)

John Brown paced the Flames with 16 points and nine rebounds, while John Caleb Sanders knocked down five three-pointers to finish with 15. Jesse Sanders chipped in 12 points and six assists. Burrus also concluded the contest with 12 points, adding eight boards to his scoring effort.

Game 4 - Brussels All-Stars 77, Liberty 76 (Aug. 13, 2011) (Brussels, Belgium)

John Brown paced the Flames with 16 points and 14 rebounds. Jesse Sanders finished with 15 points, six boards and three assists. Liberty led by as much as 19 in the contest. Brussels took the lead with one minute remaining with a big three-point basket. After Brown cut the lead to one with a free throw, the Liberty defense forced a 10-second violation on Brussels. With the Flames having the last possession, Minaya hurled up a jumper, but the shot fell short, leading to the 77-76 Brussels win.

Game 5 - Liberty 79, Kaysersberg 64 (Aug. 15, 2011) (Kaysersberg, France)

David Minaya paced the Flames with 18 points, with all of his tallies coming in the second half. Jesse Sanders finished with 14 points, 10 rebounds and seven assists. John Caleb Sanders, Joel Vander Pol and Tavares Speaks had 12, 11 and 10 points, respectively.

Game 6 - Mulhouse 88, Liberty 79 (Aug. 16, 2011) (Mulhouse, France)

For the second straight contest, David Minaya was Liberty's leading scorer, finishing with 16 points on 6-of-11 shooting, including 4-of-5 from three-point land. Antwan Burrus and John Caleb Sanders chipped in 11 points, while Jesse Sanders added in 10 tallies. John Brown led Liberty on the glass, posting seven boards.

Sanders Named Lowe's Senior CLASS Award Candidate

Liberty men's basketball senior point guard Jesse Sanders has been selected as a candidate for the 2011-12 Lowe's Senior CLASS Award. Liberty's floor general is one of 30 Division I players across the country up for the prestigious award.

To be eligible for the award, a student-athlete must be classified as an NCAA Division I senior and have notable achievements in four areas of excellence – community, classroom, character and competition.

Sanders enters his senior year coming off a stellar 2010-11 campaign in which he was voted Big South Player of the Year. The Sugar Land, Texas native led the league in assists with 183 (5.7 apg), while averaging 11.3 points and 6.0 rebounds per game.

Sanders was instrumental in the Flames success last season, helping lead Liberty to a second place finish in the conference standings, setting a new program record for most conference wins with 13.

In addition to his accomplishments on the court, Sanders is a three-time Big South Presidential Honor Roll member. A business management major, he has made the dean's list on three occasions and holds a 3.44 GPA.

During his spare time, Sanders enjoys giving back to the community and is active in Liberty's Student-Athlete Advisory Committee (SAAC). As a member of SAAC, Sanders has helped support the growth of Special Olympics in the Lynchburg area. In his sophomore year, Sanders spurred on a campaign to collect shoes for the organization Samaritan's Feet, which provides footwear for children around the world that are without shoes. Sanders is also active in Fellowship of Christian Athletes (FCA), speaking to various clubs and camps throughout Central Virginia.

An acronym for Celebrating Loyalty and Achievement for Staying in School®, the Lowe's Senior CLASS Award focuses on the total student-athlete and encourages students to use their platform in athletics to make a positive impact as leaders in their communities.

The 2011-12 candidate class includes three men's players who were members of last year's CoSIDA Academic All-American team, one Associated Press All-American and seven players who are on teams ranked in the Associated Press preseason top 25 poll.

Lowe's, an official Corporate Partner of the NCAA, will announce the men's Senior CLASS Award® winner during the 2012 NCAA Men's Final Four®, which will be held March 31 and April 2 in New Orleans.

The 30 candidates will be narrowed to 10 finalists midway through the regular season, and those 10 names will be placed on the official ballot.

Ballots will be distributed through a nationwide voting system to media, Division I men's and women's coaches and fans who will select one finalist who best exemplifies excellence in the four Cs of community, classroom, character and competition.

2011-12 Lowe's Senior CLASS Award Men's Basketball Candidates

Tim Abromaitis, Forward, Notre Dame
William Buford, Guard, Ohio State
Kyle Bullinger, Forward, Weber State
Scott Christopherson, Guard, Iowa State
Darnell Gant, Forward, Washington
Ashton Gibbs, Guard, Pittsburgh
Drew Gordon, Forward, New Mexico
Malcolm Grant, Guard, Miami (Florida)
Draymond Green, Forward, Michigan State
Justin Greene, Forward, Kent State
Reggie Hamilton, Guard, Oakland
Mick Hedgepeth, Forward, Belmont
Robbie Hummel, Forward, Purdue
Bernard James, Forward, Florida State
Jarrod Jones, Forward, Ball State

Kevin Jones, Forward, West Virginia
Orlando Johnson, Guard, UC Santa Barbara
Quinn McDowell, Forward, William and Mary
Darius Miller, Guard, Kentucky
Ronald Nored, Guard, Butler
Zack Novak, Guard/Forward, Michigan
Zack Rosen, Guard, Pennsylvania
Jesse Sanders, Guard, Liberty
Tanner Smith, Guard, Clemson
Jordan Taylor, Guard, Wisconsin
Erving Walker, Guard, Florida
Demetrius Ward, Guard, Western Michigan
Kyle Weems, Forward, Missouri State
Chris Wroblewski, Guard, Cornell
Tyler Zeller, Forward, North Carolina




Liberty's 2011-12 Starting Lineups

Game	Date	Opponent	Result							Record
1	Nov. 9	Texas A&M	L, 59-81	Sanders	Phillips	Minaya	Burrus	Vander Pol		0-1
2	Nov. 11	Randolph	W, 81-58	Sanders	JC Sanders	Minaya	Burrus	Vander Pol		1-0
3	Nov. 14	W & M	W, 75-72	Sanders	JC Sanders	Minaya	Burrus	Vander Pol		2-0
4	Nov. 18	EKU	L, 65-73	Sanders	JC Sanders	Minaya	Burrus	Vander Pol		2-1
5	Nov. 19	Lehigh	L, 80-90	Sanders	JC Sanders	Minaya	Burrus	Speaks		0-1
6	Nov. 20	W & M	L, 64-65	Sanders	JC Sanders	Minaya	Burrus	Speaks		0-2
7	Nov. 26	Georgia St.	L, 50-72	Sanders	Phillips	Minaya	Burrus	Speaks		0-1
8	Dec. 1	Campbell	L, 82-96	Sanders	Phillips	JC Sanders	Speaks	Vander Pol		0-1
9	Dec. 3	Coastal	L, 68-78	Sanders	Speaks	Minaya	Burrus	Vander Pol		0-1
10	Dec. 6	UNCW	L, 68-77	Sanders	Speaks	Minaya	Burrus	Vander Pol		0-2
11	Dec. 10	Va. Int.	W, 78-60	Sanders	Speaks	JC Sanders	Burrus	Baird		1-0
12	Dec. 17	Hampton	W, 74-65	Sanders	Speaks	JC Sanders	Burrus	Baird		2-0
13	Dec. 20	Montreat	W, 91-73	Sanders	Speaks	JC Sanders	Burrus	Baird		3-0
14	Dec. 28	Richmond	L, 61-77	Sanders	JC Sanders	Minaya	Burrus	Speaks		0-3
15	Dec. 31	Charl. So.	L, 76-81	Sanders	JC Sanders	Minaya	Burrus	Speaks		0-4
16	Jan. 2	Presbyterian	L, 56-63	Sanders	JC Sanders	Minaya	Burrus	Speaks		0-5
17	Jan. 7	UNCA	L, 75-98	Sanders	JC Sanders	Minaya	Burrus	Gielo		0-1
18	Jan. 10	VMI	L, 57-71	Sanders	Speaks	Minaya	Burrus	Gielo		0-1
19	Jan. 12	Radford	W, 69-64	Sanders	Speaks	Minaya	Burrus	Gielo		1-1
20	Jan. 14	Winthrop	L, 61-64 OT	Sanders	Speaks	Minaya	Burrus	Gielo		1-2

Miscellaneous Stats

Date	Opponent	LU Result	LU Big				Opp Big			LU in			Opp in		Tied		Paint		Off TOs		2nd Ch		Bench	
			Lead	Lead	Ties	LC	Lead	Lead	Tied	LU	Opp	LU	Opp	LU	Opp	LU	Opp	LU	Opp	LU	Opp			
Nov. 9	No. 19 Texas A&M	L, 59-81	2	30	0	1	3:14	35:45	1:01	18	48	10	14	13	6	27	22							
Nov. 11	Randolph College	W, 81-58	37	2	2	1	37:47	0:20	1:53	38	16	25	10	8	5	37	15							
Nov. 14	William & Mary	W, 75-72	15	3	0	3	32:17	5:54	1:49	32	24	22	10	22	9	10	47							
Nov. 18	Eastern Kentucky	L, 65-73	2	11	6	6	2:03	32:52	5:05	38	28	9	15	11	8	16	19							
Nov. 19	Lehigh	L, 80-90	0	18	1	0	0:00	37:06	2:54	26	38	13	17	15	7	13	7							
Nov. 20	William & Mary	L, 64-65	3	8	10	10	7:13	36:15	6:32	20	24	15	12	6	6	6	18							
Nov. 26	Georgia State	L, 50-72	0	22	1	0	0:00	39:12	0:48	24	24	10	13	9	0	12	22							
Dec. 1	Campbell	L, 82-96	0	15	2	0	0:00	38:44	1:16	32	34	10	13	10	7	30	18							
Dec. 3	Coastal Carolina	L, 68-78	6	12	3	1	6:56	30:29	2:35	24	34	11	14	12	11	16	23							
Dec. 6	UNC Wilmington	L, 68-77	4	15	1	1	3:15	35:13	1:22	32	36	18	18	17	5	13	12							
Dec. 10	Virginia Intermont	W, 78-60	25	3	2	2	32:39	4:19	3:02	46	26	20	13	11	14	6	21							
Dec. 17	Hampton	W, 74-65	11	1	2	2	36:23	0:23	3:14	18	22	17	10	9	8	14	37							
Dec. 20	Montreat	W, 91-73	30	0	0	0	39:38	0:00	0:22	40	28	22	12	21	12	31	19							
Dec. 28	Richmond	L, 61-77	9	20	2	1	17:12	20:52	1:55	30	30	6	21	12	13	12	22							
Dec. 31	Charleston Southern	L, 76-81	7	13	3	4	8:02	30:30	1:28	38	38	16	15	14	6	6	11							
Jan. 2	Presbyterian College	L, 56-63	6	7	6	4	21:25	14:32	4:13	32	34	2	13	4	10	6	7							
Jan. 7	UNC Asheville	L, 75-98	0	29	0	0	0:00	39:35	0:25	24	48	16	29	7	14	21	40							
Jan. 10	VMI	L, 57-71	2	21	2	3	1:50	35:37	2:33	34	36	7	7	16	8	22	43							
Jan. 12	Radford	W, 69-64	11	9	6	5	12:09	25:23	2:28	30	22	11	19	16	10	23	12							
Jan. 14	Winthrop	L, 61-64 OT	9	9	10	9	18:32	16:46	9:42	24	36	12	15	7	14	20	14							

2011-12 Season Notes/Highlights



1

Tanner Hoyt
 6-6, 185, Senior G
 Winterville, N.C.
 Greenville Christian
 Academy

Career Highs

FG Attempts - 2
 vs. Virginia Intermont (12-10-10)
Rebounds - 2
 vs. Southern Virginia (11-18-10)

Season Highs

FG Attempts - 2
 vs. Virginia Intermont (12-10-10)
Rebounds - 1
 vs. Randolph College (11-11-11)

2011-12 Game-by-Game

Opponent	Date	gs	min	Total		3-Pointers		Free throws		Rebounds				pf	a	t/o	blk	stl	pts	avg
				fg-fga	pct	3fg-fga	pct	ft-fa	pct	off	def	tot	avg							
RANDOLPH COLLEGE	11-11-11	3		0-0	.000	0-0	.000	0-0	.000	0	1	1	1.0	1	0	0	0	0	0	0.0
at Campbell	12-01-11	1		0-0	.000	0-0	.000	0-0	.000	0	0	0	0.5	0	0	0	0	0	0.0	
VIRGINIA INTERMONT	12-10-11	1		0-2	.000	0-0	.000	0-0	.000	0	0	0	0.3	0	0	0	0	0	0.0	
MONTREAT	12-20-11	3		0-1	.000	0-0	.000	0-0	.000	0	0	0	0.3	2	0	0	0	0	0.0	
at UNC Asheville	01-07-12	1		0-1	.000	0-1	.000	0-0	.000	0	0	0	0.2	0	0	0	0	0	0.0	
Totals		0	9	0-4	.000	0-1	.000	0-0	.000	0	1	1	0.2	3	0	0	0	0	0.0	

Games played: 5
 Minutes/game: 1.8
 FG Pct: 0.0
 3FG Pct: 0.0

Rebounds/game: 0.2

Career Stats

Season	gp-gs	min/avg	Total		3-Point		F-Throws		Rebounds				Scoring							
			fg-fga	pct	fg-fga	pct	ft-fa	pct	off	def	tot	avg	pf	fo	ast	to	blk	stl	pts	avg
2010-11	6-0	13/2.2	0-1	.000	0-0	.000	0-0	.000	1	4	5	0.8	1	0	0	0	0	0	0	0.0
2011-12	5-0	9/1.8	0-4	.000	0-1	.000	0-0	.000	0	1	1	0.2	3	0	0	0	0	0	0	0.0
TOTAL	11-0	22/2.0	0-5	.000	0-1	.000	0-0	.000	1	5	6	0.5	4	0	0	0	0	0	0	0.0

2011-12 Season Notes/Highlights



2

Chene Phillips
6-2, 170, So., G
Detroit, Mich.
Renaissance HS

Career Highs

Points - 8 (Two times)
Most recently, vs. Union College (12-28-10)
FG Made - 4
vs. Union College (12-28-10)
FG Attempts - 7
vs. Union College (12-28-10)
3FG Made - 1 (Four times)
Most recently, vs. VMI (01-20-11)
3FG Attempts - 2 (Three times)
most recently, vs. UNC Asheville (1-7-12)
FT Made - 4
vs. USF (11-23-10)
FT Attempts - 6
vs. Montreat (12-20-11)
Rebounds - 7
vs. Randolph (11-11-11)
Assists - 5
vs. Campbell (12-1-11)
Steals - 3
vs. Montreat (12-20-11)

Season Highs

Points - 6
vs. Coastal Carolina (12-3-11)
FG Made - 2
vs. Coastal Carolina (12-3-11)
FG Attempts - 6
vs. William & Mary (11-20-11)
3FG Attempts - 2 (Three times)
most recently, vs. UNC Asheville (1-7-12)
FT Made - 4
vs. Montreat (12-20-11)
FT Attempts - 6
vs. Montreat (12-20-11)
Rebounds - 7
vs. Randolph (11-11-11)
Assists - 5
vs. Campbell (12-1-11)
Steals - 3
vs. Montreat (12-20-11)

- Tallied a season-best six points at Coastal Carolina.
- Dished out a career-high five assists against Campbell.
- Posted a career-high seven rebound against Randolph College.
- Finished as Liberty's co-leader in rebounds at Texas A&M, grabbing five.

2011-12 Game-by-Game

Opponent	Date	gs	min	Total		3-Pointers		Free throws		Rebounds				pf	a	t/o	blk	stl	pts	avg	
				fg-fga	pct	3fg-fga	pct	ft-fa	pct	off	def	tot	avg								
at Texas A&M	11-09-11	*	24	0-3	.000	0-2	.000	0-0	.000	1	4	5	5.0	2	2	0	0	1	0	0.0	
RANDOLPH COLLEGE	11-11-11		17	1-4	.250	0-1	.000	3-4	.750	0	7	7	6.0	2	3	2	0	1	5	2.5	
at William & Mary	11-14-11		25	1-4	.250	0-0	.000	2-2	1.000	0	5	5	5.7	0	4	2	0	1	4	3.0	
EASTERN KENTUCKY	11-18-11		22	1-4	.250	0-1	.000	0-0	.000	0	2	2	4.8	3	3	1	0	1	2	2.8	
LEHIGH	11-19-11		19	0-1	.000	0-0	.000	1-2	.500	0	3	3	4.4	2	2	3	0	1	1	2.4	
WILLIAM & MARY	11-20-11		14	1-6	.167	0-2	.000	2-2	1.000	2	1	3	4.2	1	0	0	0	1	4	2.7	
at Georgia State	11-26-11	*	20	0-2	.000	0-0	.000	0-0	.000	1	3	4	4.1	3	4	1	0	0	0	2.3	
at Campbell	12-01-11	*	15	1-3	.333	0-0	.000	3-4	.750	0	4	4	4.1	5	5	2	0	2	5	2.6	
at Coastal Carolina	12-03-11		14	2-4	.500	0-0	.000	2-2	1.000	0	0	0	3.7	3	1	1	0	0	6	3.0	
UNC WILMINGTON	12-06-11		9	0-1	.000	0-0	.000	0-0	.000	1	0	1	3.4	1	1	1	0	0	0	2.7	
VIRGINIA INTERMONT	12-10-11		19	1-3	.333	0-0	.000	0-0	.000	1	2	3	3.4	3	2	2	0	2	2	2.6	
HAMPTON	12-17-11		9	1-2	.500	0-0	.000	0-0	.000	0	1	1	3.2	0	0	0	0	0	2	2.6	
MONTREAT	12-20-11		13	0-3	.000	0-1	.000	4-6	.667	0	1	1	3.0	0	2	1	0	3	4	2.7	
at RICHMOND	12-28-11		13	1-2	.500	0-0	.000	0-0	.000	0	0	0	2.8	1	1	2	0	0	2	2.6	
vs Charleston Southern	12-31-11		7	0-1	.000	0-0	.000	0-0	.000	0	1	1	2.7	2	1	1	0	0	0	2.5	
PRESBYTERIAN COLLEGE	01-02-12		6	0-1	.000	0-0	.000	0-0	.000	0	1	1	2.6	2	0	2	0	0	0	2.3	
at UNC Asheville	01-07-12		7	0-2	.000	0-2	.000	0-0	.000	0	0	0	2.4	0	1	0	0	0	0	2.2	
at VMI	01-10-12		8	0-2	.000	0-0	.000	0-0	.000	0	0	0	2.3	1	0	0	0	0	0	2.1	
RADFORD	01-12-12		4	0-0	.000	0-0	.000	2-4	.500	0	0	0	2.2	1	0	0	0	0	2	2.1	
WINTHROP	01-14-12		2	0-0	.000	0-0	.000	0-0	.000	0	0	0	2.1	1	1	0	0	0	0	2.0	
Totals			3	267	10-48	.208	0-9	.000	19-26	.731	6	35	41	2.1	33	33	21	0	13	39	2.0

Games played: 20
Minutes/game: 13.4
Points/game: 2.0
FG Pct: 20.8
3FG Pct: 0.0
FT Pct: 73.1

Rebounds/game: 2.1
Assists/game: 1.7
Turnovers/game: 1.1
Assist/turnover ratio: 1.6
Steals/game: 0.7

Career Stats

Season	gp-gs	min/avg	Total		3-Point		F-Throws		Rebounds				Scoring							
			fg-fga	pct	fg-fga	pct	ft-fa	pct	off	def	tot	avg	pf	fo	ast	to	blk	stl	pts	avg
2010-11	32-1	330/10.3	18-58	.310	4-14	.286	22-29	.759	8	30	38	1.2	53	2	23	33	0	13	62	1.9
2011-12	20-3	267/13.4	10-48	.208	0-9	.000	19-26	.731	6	35	41	2.1	33	1	33	21	0	13	39	2.0
TOTAL	52-4	597/11.5	28-106	.264	4-23	.174	41-55	.745	14	65	79	1.5	86	3	56	54	0	26	101	1.9

2011-12 Season Notes/Highlights



3

Walt Aikens

6-1, 195, R-So., G
Charlotte, N.C.
Harding HS (Illinois)

Season Highs

Points - 2

vs. UNC Wilmington (12-6-11)

FG Made - 1

vs. UNC Wilmington (12-6-11)

FG Attempts - 3

vs. UNC Wilmington (12-6-11)

3FG Attempts - 2

vs. UNC Wilmington (12-6-11)

FT Made - 1

vs. Montreat (12-20-11)

FT Attempts - 4

vs. Montreat (12-20-11)

Rebounds - 1 (Two times)

Most recently, vs. Richmond (12-28-11)

- Made Liberty debut on Dec. 6, 2011, playing seven minutes and netting a layup against UNC Wilmington.

2011 (R-So.) (Football): Started all 12 games at boundary corner in his first year with the program ... ranked fourth on the team with 49 tackles ... led the Big South and ranked No. 28 nationally with three forced fumbles ... finished seven games with four or more tackles.

Previous School: Transfer from Illinois ... did not see any playing time during the 2010 season ... earned All-Big Ten freshman honors from The Sporting News following the 2009 season ... played in 10 games as a true freshman, starting five games at safety ... finished the 2009 season with 32 tackles, 26 of which were solo stops ... also added two pass breakups.

Prep: Graduate of Harding High School ... letterwinner in basketball and football ... averaged averaged 15.3 points, 5.3 assists, 4.0 rebounds and 2.1 steals per game in basketball his senior season ... played quarterback and defensive back for the football program ... All-Queen City Conference Offensive Player of the Year ... All-Queen City first-team All-Conference on defense and earned The Gridiron Great award ... first-team all-state by the Charlotte Observer ... named the RedZone Old Spice Player of the Year in the state of North Carolina ... threw for 1,500 yards and 15 touchdowns and ran for approximately 565 yards and five touchdowns, leading team in both categories ... recorded six interceptions, running back one 104 yards for a touchdown ... earned first-team All-Mecklenberg County honors.

2011-12 Game-by-Game

Opponent	Date	gs	min	Total		3-Pointers		Free throws		Rebounds				pf	a	t/o	blk	stl	pts	avg
				fg-fga	pct	3fg-fga	pct	ft-fa	pct	off	def	tot	avg							
UNC WILMINGTON	12-06-11	7	1-3	.333	0-2	.000	0-0	.000	0	0	0	0.0	0	0	0	0	0	0	2	2.0
VIRGINIA INTERMONT	12-10-11	10	0-0	.000	0-0	.000	0-0	.000	0	0	0	0.0	2	0	0	0	0	0	0	1.0
HAMPTON	12-17-11	8	0-0	.000	0-0	.000	0-0	.000	0	0	0	0.0	2	0	0	0	0	0	0	0.7
MONTREAT	12-20-11	11	0-2	.000	0-0	.000	1-4	.250	0	1	1	0.3	2	0	0	0	0	0	1	0.8
at RICHMOND	12-28-11	6	0-0	.000	0-0	.000	0-0	.000	0	1	1	0.4	1	0	0	0	0	0	0	0.6
vs Charleston Southern	12-31-11	7	0-1	.000	0-0	.000	0-0	.000	0	0	0	0.3	1	0	0	0	0	0	0	0.5
at UNC Asheville	01-07-12	2	0-0	.000	0-0	.000	0-0	.000	0	0	0	0.3	0	0	0	0	0	0	0	0.4
at VMI	01-10-12	1	0-0	.000	0-0	.000	0-0	.000	0	0	0	0.3	0	0	0	0	0	0	0	0.4
Totals		0	52	1-6	.167	0-2	.000	1-6	.167	0	2	2	0.3	8	0	0	0	0	3	0.4

Games played: 8

Minutes/game: 6.5

Points/game: 0.4

FG Pct: 16.7


3FG Pct: 0.0

FT Pct: 16.7

Rebounds/game: 0.3

Career Stats

Season	gp-gs	min/avg	Total		3-Point		F-Throws		Rebounds				Scoring							
			fg-fga	pct	fg-fga	pct	ft-fa	pct	off	def	tot	avg	pf	fo	ast	to	blk	stl	pts	avg
2011-12	8-0	52/6.5	1-6	.167	0-2	.000	1-6	.167	0	2	2	0.3	8	0	0	0	0	0	3	0.4
TOTAL	8-0	52/6.5	1-6	.167	0-2	.000	1-6	.167	0	2	2	0.3	8	0	0	0	0	0	3	0.4



5

Kelly Assinesi
6-0, 170, Fr., G
Greenville, S.C.
St. Joseph's Catholic

Season Highs

Points - 3 (Two times)

Most recently, vs. Montreat (12-20-11)

FG Made - 1

vs. No. 19 Texas A&M (11-09-11)

FG Attempts - 2 (Two times)

Most recently, vs. Montreat (12-20-11)

3FG Made - 1

vs. No. 19 Texas A&M (11-09-11)

3FG Attempts - 1 (Four times)

Most recently, vs. VMI (1-10-12)

FT Made - 3

vs. Montreat (12-20-11)

FT Attempts - 4

vs. Montreat (12-20-11)

Assists - 1 (Four times)

Most recently, vs. Richmond (12-28-11)

2011-12 Season Notes/Highlights

- Knocked down a three-pointer in his Liberty debut at Texas A&M.

-Tallied three points against Montreat (Dec. 20).

Prep: Two-year letterwinner at Pasadena ... second leading scorer for the Stars his freshman season, receiving second team all-league honors ... led team with 13.0 ppg his sophomore season, earning first team all-league and second team all-area recognition ... two-year letterwinner at St. Joseph's ... helped lead the Knights to first-ever winning season (19-8) and first playoff win in 2010 ... third in the state of South Carolina in scoring, averaging 27.0 ppg ... Impact Player of the Year runner-up ... named one of the Top 3 players in the state by WYFF Channel 4 News ... No. 1 in the state in assists (7.0 apg) and fifth in points (25.0 ppg) during his senior season ... broke the 1,000-point mark during two-year stint at St. Joseph's ... two-time conference player of the year and first team all-state honoree ... holds the school record for most points in a game (49) ... finished high school tenure with 1,800 points.

2011-12 Game-by-Game

Opponent	Date	gs	min	Total		3-Pointers		Free throws		Rebounds				pf	a	t/o	blk	stl	pts	avg
				fg-fga	pct	3fg-fga	pct	ft-fa	pct	off	def	tot	avg							
at Texas A&M	11-09-11	4	1-2	.500	1-1	1.000	0-0	.000	0	0	0	0.0	1	1	0	0	0	3	3.0	
RANDOLPH COLLEGE	11-11-11	13	0-1	.000	0-1	.000	0-0	.000	0	0	0	0.0	1	0	1	0	0	0	1.5	
EASTERN KENTUCKY	11-18-11	0	0-0	.000	0-0	.000	0-0	.000	0	0	0	0.0	0	0	0	0	0	0	1.0	
LEHIGH	11-19-11	0	0-0	.000	0-0	.000	0-0	.000	0	0	0	0.0	0	1	0	0	0	0	0.8	
at Georgia State	11-26-11	2	0-0	.000	0-0	.000	0-0	.000	0	0	0	0.0	0	0	1	0	0	0	0.6	
at Campbell	12-01-11	3	0-0	.000	0-0	.000	0-0	.000	0	0	0	0.0	1	1	0	0	0	0	0.5	
at Coastal Carolina	12-03-11	1	0-0	.000	0-0	.000	0-0	.000	0	0	0	0.0	0	0	0	0	0	0	0.4	
UNC WILMINGTON	12-06-11	1	0-0	.000	0-0	.000	0-0	.000	0	0	0	0.0	0	0	0	0	0	0	0.4	
VIRGINIA INTERMONT	12-10-11	3	0-0	.000	0-0	.000	1-2	.500	0	0	0	0.0	1	0	0	0	0	1	0.4	
MONTREAT	12-20-11	10	0-2	.000	0-1	.000	3-4	.750	0	0	0	0.0	1	0	0	0	0	3	0.7	
at RICHMOND	12-28-11	1	0-0	.000	0-0	.000	0-0	.000	0	0	0	0.0	0	1	0	0	0	0	0.6	
vs Charleston Southern	12-31-11	0	0-0	.000	0-0	.000	0-0	.000	0	0	0	0.0	0	0	0	0	0	0	0.6	
at Asheville	01-07-12	3	0-0	.000	0-0	.000	0-0	.000	0	0	0	0.0	0	0	0	0	0	0	0.5	
at VMI	01-10-12	2	0-1	.000	0-1	.000	0-0	.000	0	0	0	0.0	0	0	0	0	0	0	0.5	
Totals		0	43	1-6	.167	1-4	.250	4-6	.667	0	0	0	0.0	5	4	2	0	0	7	0.5

Games played: 14

Minutes/game: 3.1

Points/game: 0.5

FG Pct: 16.7

3FG Pct: 25.0

FT Pct: 66.7

Assists/game: 0.3

Turnovers/game: 0.1

Assist/turnover ratio: 2.0

Career Stats

Season	gp-gs	min/avg	Total		3-Point		F-Throws		Rebounds				Scoring							
			fg-fga	pct	fg-fga	pct	ft-fa	pct	off	def	tot	avg	pf	fo	ast	to	blk	stl	pts	avg
2011-12	14-0	43/3.1	1-6	.167	1-4	.250	4-6	.667	0	0	0	0.0	5	0	4	2	0	0	7	0.5
TOTAL	14-0	43/3.1	1-6	.167	1-4	.250	4-6	.667	0	0	0	0.0	5	0	4	2	0	0	7	0.5



11

Andrew Smith

6-9, 220, Fr., F

Pompano Beach, Fla.

Highlands Christian

Season Highs

Points - 6

vs. Montreat (12-20-11)

FG Made - 3

vs. Montreat (12-20-11)

FG Attempts - 3

vs. Montreat (12-20-11)

FT Attempts - 1

vs. VMI (1-10-12)

Rebounds - 4 (Two times)

Most recently, vs. Richmond (12-28-11)

Assists - 1 (Two times)

Most recently, vs. VMI (1-10-12)

Blocks - 2

vs. Richmond (12-28-11)

2011-12 Season Notes/Highlights

- Scored his first points against Montreat (Dec. 20), finishing with six.

- Finished with two points in games against Richmond, Charleston Southern, VMI and Radford.

Prep: Three-year letter winner at Highlands Christian ... two-time first team all-county selection ... team MVP three-straight years ... averaged 17.6 points, 6.4 rebounds, 3.2 blocks and 2.0 assists his sophomore season and was named to the Holiday Classic all-tournament team ... averaged 20.0 points, 9.0 rebounds, 3.0 blocks and 3.2 assists during his junior year, garnering third team all-state honors ... tabbed MVP of Holiday Classic and Clearwater Christian Tournament ... capped off senior year with first team all-state honors, averaging 25.0 points, 9.5 rebounds, 3.4 blocks and 3.3 assists per game ... named to St. Andrews Holiday Tourney all-tournament team.

2011-12 Game-by-Game

Opponent	Date	gs	min	Total		3-Pointers		Free throws		Rebounds				pf	a	t/o	blk	stl	pts	avg
				fg-fga	pct	3fg-fga	pct	ft-fa	pct	off	def	tot	avg							
at Texas A&M	11-09-11	3		0-0	.000	0-0	.000	0-0	.000	0	0	0	0.0	0	0	0	0	0	0	0.0
RANDOLPH COLLEGE	11-11-11	8		0-0	.000	0-0	.000	0-0	.000	0	0	0	0.0	0	1	0	0	0	0	0.0
LEHIGH	11-19-11	0		0-0	.000	0-0	.000	0-0	.000	0	0	0	0.0	1	0	0	0	0	0	0.0
at Georgia State	11-26-11	3		0-0	.000	0-0	.000	0-0	.000	0	0	0	0.0	0	0	0	0	0	0	0.0
UNC WILMINGTON	12-06-11	0		0-0	.000	0-0	.000	0-0	.000	0	0	0	0.0	0	0	0	0	0	0	0.0
VIRGINIA INTERMONT	12-10-11	3		0-1	.000	0-0	.000	0-0	.000	0	0	0	0.0	0	0	0	0	0	0	0.0
MONTREAT	12-20-11	12		3-3	1.000	0-0	.000	0-0	.000	2	2	4	0.6	2	0	2	1	0	6	0.9
at RICHMOND	12-28-11	7		1-1	1.000	0-0	.000	0-0	.000	2	2	4	1.0	0	0	1	2	0	2	1.0
vs Charleston Southern	12-31-11	3		1-1	1.000	0-0	.000	0-0	.000	0	0	0	0.9	0	0	0	0	0	2	1.1
at UNC Asheville	01-07-12	1		0-0	.000	0-0	.000	0-0	.000	0	0	0	0.8	1	0	0	0	0	0	1.0
at VMI	01-10-12	7		1-1	1.000	0-0	.000	0-1	.000	0	2	2	0.9	0	1	1	0	0	2	1.1
RADFORD	01-12-12	1		1-2	.500	0-0	.000	0-0	.000	1	1	2	1.0	0	0	0	0	0	2	1.2
WINTHROP	01-14-12	3		0-0	.000	0-0	.000	0-0	.000	0	0	0	0.9	2	0	1	0	0	0	1.1
Totals		0	51	7-9	.778	0-0	.000	0-1	.000	5	7	12	0.9	6	2	5	3	0	14	1.1

Games played: 13

Minutes/game: 3.9

Points/game: 1.1

FG Pct: 77.8

FT Pct: 0.0

Rebounds/game: 0.9

Assists/game: 0.2

Turnovers/game: 0.4


Assist/turnover ratio: 0.4

Blocks/game: 0.2

Career Stats

Season	gp-gs	min/avg	Total		3-Point		F-Throws		Rebounds				Scoring							
			fg-fga	pct	fg-fga	pct	ft-fa	pct	off	def	tot	avg	pf	fo	ast	to	blk	stl	pts	avg
2011-12	13-0	51/3.9	7-9	.778	0-0	.000	0-1	.000	5	7	12	0.9	6	0	2	5	3	0	14	1.1
TOTAL	13-0	51/3.9	7-9	.778	0-0	.000	0-1	.000	5	7	12	0.9	6	0	2	5	3	0	14	1.1

2011-12 Season Notes/Highlights



13

Tomasz Gielo

6-9, 220, Fr., G/F
Szczecin, Poland
SMS Cetniewo Sports
Academy

Season Highs

Points - 9 (Two times)

Most recently, vs. Montreat (12-20-11)

FG Made - 4 (Three times)

Most recently, vs. UNC Asheville (1-7-12)

FG Attempts - 7

vs. UNC Asheville (1-7-12)

3FG Made - 1

vs. Hampton (12-17-11)

3FG Attempts - 1 (Five times)

Most recently, vs. Radford (1-12-12)

Rebounds - 7

vs. UNC Asheville (1-7-12)

Steals - 1 (Two times)

Most recently, vs. Montreat (12-20-11)

Blocks - 1 (Two times)

Most recently, vs. Presbyterian College
(1-2-12)

- Posted six points versus VMI.

- Tallied eight points and a season-high seven rebounds at UNC Asheville (Jan. 7).

- Finished with nine points against Montreat

- Made his Liberty debut against Hampton (Dec. 17), finishing with nine points on 4-of-5 shooting from the field in 27 minutes of action.

Prep: Played for SMS Cetniewo Sports Academy, averaging 13.0 points, 8.5 rebounds and 1.5 blocks his senior year ... ranked among Top 25 European prospects ... member of Polish national team, finishing fourth in the 2009 U16 FIBA European Championship his sophomore season ... competed in 2010 U17 FIBA World Championship in Hamburg, Germany his junior year ... averaged 13.8 points, 6.6 rebounds, 2.4 assists and 1.4 blocks, helping team reach the finals ... scored 21 points in the championship finals against the United States en route to a second place finish ... participated in the 2010 U18 FIBA European Championship in Vilnius, Lithuania ... was Poland's leading scorer, averaging 11.7 points on 58.5 percent shooting, including 42.9 percent from three-point range ... finished sixth in the tournament ... represented Poland in the 2011 U19 FIBA World Championships in Riga, Latvia ... member of the Polish national team in the 2011 U18 FIBA European Championship, finishing in sixth place.

2011-12 Game-by-Game

Opponent	Date	gs	min	Total		3-Pointers		Free throws		Rebounds					pts	avg					
				fg-fga	pct	3fg-fga	pct	ft-fa	pct	off	def	tot	avg	pf			a	t/o	blk	stl	
HAMPTON	12-17-11		27	4-5	.800	1-1	1.000	0-0	.000	0	1	1	1.0	1	0	0	0	1	9	9.0	
MONTREAT	12-20-11		19	4-6	.667	0-1	.000	1-2	.500	1	1	2	1.5	1	0	2	1	1	9	9.0	
at RICHMOND	12-28-11		17	1-4	.250	0-1	.000	0-0	.000	1	2	3	2.0	0	0	0	0	0	2	6.7	
vs Charleston Southern	12-31-11		7	0-0	.000	0-0	.000	0-0	.000	0	1	1	1.8	1	0	1	0	0	0	5.0	
PRESBYTERIAN COLLEGE	01-02-12		7	0-1	.000	0-0	.000	0-0	.000	0	3	3	2.0	1	0	1	1	0	0	4.0	
at UNC Asheville	01-07-12	*	30	4-7	.571	0-0	.000	0-0	.000	5	2	7	2.8	1	0	2	0	0	8	4.7	
at VMI	01-10-12	*	22	2-5	.400	0-1	.000	2-2	1.000	1	1	2	2.7	2	0	1	0	0	6	4.9	
RADFORD	01-12-12	*	25	2-4	.500	0-1	.000	0-0	.000	0	0	0	2.4	1	0	0	1	0	4	4.8	
WINTHROP	01-14-12	*	5	0-2	.000	0-0	.000	0-0	.000	1	0	1	2.2	0	0	0	0	0	0	4.2	
Totals			4	159	17-34	.500	1-5	.200	3-4	.750	9	11	20	2.2	8	0	7	3	2	38	4.2

Games played: 9

Minutes/game: 17.7

Points/game: 4.2

FG Pct: 50.0

3FG Pct: 20.0

FT Pct: 75.0

Rebounds/game: 2.2

Turnovers/game: 0.8

Steals/game: 0.2

Blocks/game: 0.3

Career Stats

Season	gp-gs	min/avg	Total		3-Point		F-Throws		Rebounds				Scoring							
			fg-fga	pct	fg-fga	pct	ft-fa	pct	off	def	tot	avg	pf	fo	ast	to	blk	stl	pts	avg
2011-12	9-4	159/17.7	17-34	.500	1-5	.200	3-4	.750	9	11	20	2.2	8	0	0	7	3	2	38	4.2
TOTAL	9-4	159/17.7	17-34	.500	1-5	.200	3-4	.750	9	11	20	2.2	8	0	0	7	3	2	38	4.2

2011-12 Season Notes/Highlights



14

David Minaya

6-6, 205, R-Sr., G

Riverview, Fla.

Oldsmar Christian

(Tennessee Tech)

Career Highs

Points - 22

vs. VMI (01-20-11)

FG Made - 9

vs. VMI (01-20-11)

FG Attempts - 16 (Two times)

Most recently, vs. Radford (1-12-12)

3FG Made - 4 (Two times)

Most recently, vs. UNC Asheville

(01-27-11)

3FG Attempts - 8

Most recently, vs. UNC Asheville

(01-27-11)

FT Made - 9

vs. Southern Virginia (11-18-10)

FT Attempts - 9

vs. Southern Virginia (11-18-10)

Rebounds - 11

vs. Radford (1-12-12)

Assists - 5

vs. Radford (01-15-11)

Steals - 4

at VMI (1-10-12)

Blocks - 1 (Four times)

Most recently, vs. Radford (2-10-11)

Season Highs

Points - 20

vs. William & Mary (11-14-11)

FG Made - 8

vs. Eastern Kentucky (11-18-11)

FG Attempts - 16

vs. Lehigh (11-19-11)

3FG Made - 2

vs. Eastern Kentucky (11-18-11)

3FG Attempts - 4 (Four times)

Most recently, vs. Winthrop (1-14-12)

FT Made - 6

vs. Radford (1-12-12)

FT Attempts - 6 (Three times)

Most recently, vs. Radford (1-12-12)

Rebounds - 11

vs. Radford (1-12-12)

Assists - 4

Most recently, vs. Coastal Carolina

(12-3-11)

Steals - 4

at VMI (1-10-12)

- Has posted double scoring figures in 11 games this season.
- Recorded his first career double-double in Liberty's 69-64 win over Radford (Jan. 12), finishing with 14 tallies and a career-high 11 boards.
- Currently among Liberty's Top 40 scorers all-time with over 600 points.
- Put up 19 points on 8-for-14 shooting and 1-of-1 from the foul line against Eastern Kentucky.
- First Flame to post 20 points in a game this season, doing so in a 75-72 win at William & Mary (Nov.14).
- Kicked off the season with a 14-point performance at Texas A&M.

2011-12 Game-by-Game

Opponent	Date	gs	min	Total		3-Pointers		Free throws		Rebounds				pf	a	t/o	blk	stl	pts	avg	
				fg-fga	pct	3fg-fga	pct	ft-fa	pct	off	def	tot	avg								
at Texas A&M	11-09-11	*	31	5-14	.357	1-3	.333	3-4	.750	1	1	2	2.0	2	0	2	0	0	14	14.0	
RANDOLPH COLLEGE	11-11-11	*	20	2-10	.200	0-1	.000	0-0	.000	1	3	4	3.0	1	2	1	0	0	4	9.0	
at William & Mary	11-14-11	*	29	7-13	.538	1-3	.333	5-6	.833	1	6	7	4.3	4	1	2	0	2	20	12.7	
EASTERN KENTUCKY	11-18-11	*	35	8-14	.571	2-4	.500	1-1	1.000	0	3	3	4.0	3	2	2	0	0	19	14.3	
LEHIGH	11-19-11	*	35	6-16	.375	1-4	.250	3-4	.750	3	2	5	4.2	2	1	1	0	1	16	14.6	
WILLIAM & MARY	11-20-11	*	35	5-9	.556	0-2	.000	2-2	1.000	0	4	4	4.2	4	2	1	0	1	12	14.2	
at Georgia State	11-26-11	*	23	2-9	.222	0-3	.000	0-0	.000	0	2	2	3.9	3	1	0	0	0	4	12.7	
at Campbell	12-01-11		32	4-10	.400	0-2	.000	2-3	.667	1	4	5	4.0	2	0	1	0	0	10	12.4	
at Coastal Carolina	12-03-11	*	33	6-15	.400	0-3	.000	2-2	1.000	2	6	8	4.4	2	2	0	0	1	14	12.6	
UNC WILMINGTON	12-06-11	*	26	4-12	.333	1-4	.250	2-2	1.000	1	3	4	4.4	2	1	3	0	0	11	12.4	
at RICHMOND	12-28-11	*	23	3-6	.500	0-2	.000	0-0	.000	0	1	1	4.1	3	1	1	0	0	6	11.8	
vs Charleston Southern	12-31-11	*	29	7-13	.538	0-1	.000	2-6	.333	0	4	4	4.1	4	1	0	0	2	16	12.2	
PRESBYTERIAN COLLEGE	01-02-12	*	37	7-12	.583	0-2	.000	1-3	.333	1	1	2	3.9	4	0	2	0	0	15	12.4	
at UNC Asheville	01-07-12	*	24	3-11	.273	0-2	.000	1-2	.500	0	3	3	3.9	2	1	2	0	0	7	12.0	
at VMI	01-10-12	*	29	3-9	.333	0-1	.000	2-2	1.000	0	4	4	3.9	0	2	2	0	4	8	11.7	
RADFORD	01-12-12	*	34	4-16	.250	0-1	.000	6-6	1.000	3	8	11	4.3	1	3	1	0	1	14	11.9	
WINTHROP	01-14-12	*	34	3-13	.231	1-4	.250	2-4	.500	0	5	5	4.4	4	4	0	0	1	9	11.7	
Totals			16	509	79-202	.391	7-42	.167	34-47	.723	14	60	74	4.4	43	24	21	0	13	199	11.7

Games played: 17

Minutes/game: 29.9

Points/game: 11.7

FG Pct: 39.1

3FG Pct: 16.7

FT Pct: 72.3

Rebounds/game: 4.4

Assists/game: 1.4

Turnovers/game: 1.2


Assist/turnover ratio: 1.1

Steals/game: 0.8

Career Stats

Season	gp-gs	min/avg	Total		3-Point		F-Throws		Rebounds				Scoring							
			fg-fga	pct	fg-fga	pct	ft-fa	pct	off	def	tot	avg	pf	fo	ast	to	blk	stl	pts	avg
2009-10	29-6	341/11.8	33-100	.330	4-25	.160	20-27	.741	15	38	53	1.8	44	0	8	26	1	9	90	3.1
2010-11	32-31	847/26.5	127-306	.415	21-65	.323	66-88	.750	15	86	101	3.2	73	0	40	38	2	19	341	10.7
2011-12	17-16	509/29.9	79-202	.391	7-42	.167	34-47	.723	14	60	74	4.4	43	0	24	21	0	13	199	11.7
TOTAL	78-53	1697/21.8	239-608	.393	32-132	.242	120-162	.741	44	184	228	2.9	160	0	72	85	3	41	630	8.1

2011-12 Season Notes/Highlights



15

Ethan Layer

6-1, 160, Fr., G
Forest, Va.

Liberty Christian Academy

Season Highs

Points - 11
vs. Campbell (12-1-11)
FG Made - 3
vs. Campbell (12-1-11)
FG Attempts - 6
vs. Campbell (12-1-11)
3 FG Made - 3
vs. Campbell (12-1-11)
3FG Attempts - 6
vs. Campbell (12-1-11)
FT Made - 2 (Two times)
Most recently, vs. Montreat (12-20-11)
FT Attempts - 3
vs. Campbell (12-1-11)
Rebounds - 2 (Two times)
Most recently, vs. Montreat (12-20-11)
Assists - 2
vs. UNC Asheville (1-7-12)
Steals - 1 (Four times)
Most recently, vs. UNC Asheville (1-7-12)

- Has hit three-pointers in nine games this season
- Chipped in six points at Richmond
- Recorded a season high 11 points at Campbell (Dec. 1), going 3-of-6 from behind the three-point arc and 2-of-3 from the charity stripe.

Prep: Two-year letter-winner at Liberty Christian Academy (LCA) ... two-time first team all-conference and all-tournament honoree ... two-time member of the all-area team, named to the second team his junior season and first team his senior season ... tabbed all-state honorable mention as a senior.

Personal: Son of Dale and Brenda Layer ... father is the current head coach at Liberty ... brother Tim was a member of the Flames program during the 07-08 season.

2011-12 Game-by-Game

Opponent	Date	gs	min	Total		3-Pointers		Free throws		Rebounds				pf	a	t/o	blk	stl	pts	avg	
				fg-fga	pct	3fg-fga	pct	ft-fa	pct	off	def	tot	avg								
at Texas A&M	11-09-11	0	0-0	.000	0-0	.000	0-0	.000	0-0	.000	0	0	0	0.0	0	0	0	0	0	0.0	
RANDOLPH COLLEGE	11-11-11	14	2-5	.400	1-3	.333	0-0	.000	0-0	.000	0	0	0	0.0	1	1	2	0	1	5	2.5
at William & Mary	11-14-11	3	0-0	.000	0-0	.000	0-0	.000	0-0	.000	0	0	0	0.0	0	0	0	0	0	0	1.7
EASTERN KENTUCKY	11-18-11	2	0-0	.000	0-0	.000	0-0	.000	0-0	.000	0	0	0	0.0	0	0	0	0	0	0	1.3
LEHIGH	11-19-11	3	1-1	1.000	1-1	1.000	0-0	.000	0-0	.000	0	0	0	0.0	0	0	0	0	0	3	1.6
WILLIAM & MARY	11-20-11	3	0-0	.000	0-0	.000	0-0	.000	0-0	.000	0	1	1	0.2	1	0	0	0	0	0	1.3
at Georgia State	11-26-11	5	0-3	.000	0-3	.000	0-0	.000	0-0	.000	0	1	1	0.3	2	0	0	0	0	0	1.1
at Campbell	12-01-11	11	3-6	.500	3-6	.500	2-3	.667	0-0	.000	0	0	0	0.3	3	0	0	0	0	11	2.4
at Coastal Carolina	12-03-11	4	1-2	.500	1-2	.500	0-1	.000	0-0	.000	0	0	0	0.2	2	0	0	0	0	3	2.4
UNC WILMINGTON	12-06-11	13	1-4	.250	1-4	.250	0-0	.000	0-0	.000	0	0	0	0.2	0	1	0	0	1	3	2.5
VIRGINIA INTERMONT	12-10-11	15	1-3	.333	1-3	.333	0-0	.000	0-2	.000	0	2	2	0.4	1	1	1	0	0	3	2.5
HAMPTON	12-17-11	11	1-5	.200	1-5	.200	0-0	.000	0-0	.000	0	0	0	0.3	1	0	0	0	0	3	2.6
MONTREAT	12-20-11	13	1-2	.500	1-2	.500	2-2	1.000	0-2	.000	0	2	2	0.5	2	0	0	0	1	5	2.8
at RICHMOND	12-28-11	12	2-3	.667	2-3	.667	0-0	.000	0-0	.000	0	0	0	0.4	1	0	0	0	0	6	3.0
vs Charleston Southern	12-31-11	11	0-2	.000	0-2	.000	0-0	.000	0-0	.000	0	0	0	0.4	1	0	0	0	0	0	2.8
PRESBYTERIAN COLLEGE	01-02-12	0	0-1	.000	0-1	.000	0-0	.000	0-0	.000	0	0	0	0.4	0	0	0	0	0	0	2.6
at UNC Asheville	01-07-12	8	0-3	.000	0-2	.000	0-0	.000	0-0	.000	0	1	1	0.4	2	2	1	0	1	0	2.5
at VMI	01-10-12	7	0-2	.000	0-2	.000	0-0	.000	0-0	.000	0	0	0	0.4	0	0	0	0	0	0	2.3
WINTHROP	01-14-12	0	0-0	.000	0-0	.000	0-0	.000	0-0	.000	0	0	0	0.4	0	0	0	0	0	0	2.2
Totals		0	135	13-42	.310	12-39	.308	4-6	.667	0	7	7	0.4	17	5	4	0	4	4	42	2.2

Games played: 19
Minutes/game: 7.1
Points/game: 2.2
FG Pct: 31.0
3FG Pct: 30.8
FT Pct: 66.7

Rebounds/game: 0.4
Assists/game: 0.3
Turnovers/game: 0.2
Assist/turnover ratio: 1.3
Steals/game: 0.2

Career Stats

Season	gp-gs	min/avg	Total		3-Point		F-Throws		Rebounds				Scoring								
			fg-fga	pct	fg-fga	pct	ft-fa	pct	off	def	tot	avg	pf	fo	ast	to	blk	stl	pts	avg	
2011-12	19-0	135/7.1	13-42	.310	12-39	.308	4-6	.667	0	7	7	0.4	17	0	5	4	0	4	4	42	2.2
TOTAL	19-0	135/7.1	13-42	.310	12-39	.308	4-6	.667	0	7	7	0.4	17	0	5	4	0	4	4	42	2.2

2011-12 Season Notes/Highlights



20

John Brown

*6-4, 195, R-Senior G
Savannah, Ga.
Sol. C. Johnson HS
(Roane State)*

Career Highs

Points - 23
vs. Presbyterian College (12-02-10)
FG Made - 10
vs. VMI (02-15-11)
FG Attempts - 17
vs. VMI (02-15-11)
3FG Attempts - 1
vs. Virginia Intermont (11-12-10)
FT Made - 5 (Two times)
Most recently, vs. Presbyterian College
(02-26-11)
FT Attempts - 7
vs. Iona (02-19-11)
Rebounds - 17
vs. Virginia Intermont (11-12-10)
Assists - 4
vs. VMI (01-20-11)
Steals - 5
vs. Charleston Southern (01-06-11)
Blocks - 1 (Nine times)
Most recently, vs. High Point (03-01-11)

2011 (R-Jr.): One of two players to start all 32 contests for the Flames ... earned second team All-Big South honors ... concluded the year No. 8 in the country and led the league in rebounding with 10.8 boards per game ... second leading scorer for Liberty, averaging 11.3 points per game ... grabbed 344 rebounds during the season, the fifth highest single-season mark in program history and the second-highest mark by a Liberty junior ... recorded 14 double-doubles during the season, one shy of tying the program's single-season mark of 15, set by Alex McLean and Mike Coleman ... posted 18 points and a season high 17 rebounds in his Liberty debut against Virginia Intermont (11/12), tying a Vines Center record for most rebounds in a game ... posted 10 points and 12 boards at Notre Dame (11/14) ... finished with 16 points and 15 boards in overtime win versus Chicago State (11/27) ... led Liberty with a season-high 23 points and 13 rebounds in a win over Presbyterian (12/2) ... instrumental in 83-81 overtime win against UNC Asheville (01/27), hitting a buzzer beating layup to win the contest for the Flames ... connected on clutch tip-in to help the Flames defeat Charleston Southern, 70-69 (2/5) ... finished with 22 points and 16 rebounds at VMI (2/15) ... named to the Big South Presidential Honor Roll.

2010-11 Game-by-Game

OPPONENT	DATE	MIN	FG-FGA	3FG-FGA	FT-FTA	OFF-DEF-TOT	A	TO	BLK	STL	PTS
Virginia Intermont	11-12-10	27	7-11	0-1	4-4	10-7-17	1	1	0	1	18
Notre Dame	11-14-10	33	5-11	0-0	0-0	5-7-12	2	3	0	3	10
UNC Wilmington	11-16-10	33	6-11	0-0	2-3	4-3-7	1	3	0	3	14
Southern Virginia	11-18-10	22	5-8	0-0	1-2	4-5-9	3	0	0	0	11
Texas Tech	11-21-10	36	5-13	0-0	0-0	5-9-14	2	6	1	1	10
USF	11-23-10	30	2-7	0-0	3-4	1-3-4	2	2	1	3	7
Mississippi Valley St.	11-26-10	30	2-6	0-0	3-5	3-6-9	1	2	0	2	7
Chicago St.	11-27-10	40	7-12	0-0	2-6	7-8-15	0	2	1	0	16
Presbyterian College	12-02-10	35	9-15	0-0	5-6	5-8-13	2	3	0	1	23
Winthrop	12-04-10	28	5-10	0-0	0-0	4-4-8	0	3	0	0	10
George Mason	12-11-10	31	3-9	0-0	1-2	3-4-7	2	2	0	1	7
William & Mary	12-18-10	33	5-11	0-0	4-6	2-10-12	2	2	0	4	14
Hampton	12-22-10	34	3-8	0-0	1-2	3-8-11	0	7	1	3	7
Union College	12-28-10	14	3-5	0-0	2-4	2-5-7	1	1	0	1	8
Gardner-Webb	12-31-10	25	4-5	0-0	0-0	1-4-5	0	5	1	1	8
UNC Asheville	01-02-11	33	3-5	0-0	2-2	3-4-7	0	5	0	1	8
Charleston Southern	01-06-11	32	6-12	0-0	1-2	7-5-12	2	5	0	5	13
Coastal Carolina	01-08-11	38	6-12	0-0	1-2	4-9-13	0	3	0	2	13
High Point	01-13-11	37	7-12	0-0	0-0	2-8-10	1	5	0	2	14
Radford	01-15-11	21	5-6	0-0	1-3	6-8-14	2	2	0	0	11
VMI	01-20-11	35	7-10	0-0	0-0	2-7-9	4	4	0	4	14
UNC Asheville	01-27-11	41	6-13	0-0	1-3	5-7-12	1	3	0	3	13
Gardner-Webb	01-29-11	29	4-8	0-0	1-2	8-8-16	1	2	1	0	9
Coastal Carolina	02-03-11	32	3-9	0-0	0-0	3-8-11	1	5	0	1	6
Charleston Southern	02-05-11	36	8-16	0-0	0-2	5-5-10	1	4	0	1	16
Radford	02-10-11	32	5-7	0-0	1-2	4-9-13	2	5	1	3	11
High Point	02-12-11	32	2-3	0-0	1-2	2-7-9	1	3	0	2	5
VMI	02-15-11	37	10-17	0-0	2-3	7-9-16	1	3	0	2	22
Iona	02-19-11	37	4-8	0-0	1-7	4-8-12	3	2	1	3	9
Winthrop	02-24-11	30	4-7	0-0	0-0	2-8-10	1	2	0	1	8
Presbyterian College	02-26-11	31	4-9	0-0	5-6	3-4-7	1	2	0	1	13
High Point	03-01-11	37	4-6	0-0	0-0	3-10-13	2	0	1	2	8

Career Stats

Season	GP	GS	Min	Avg	FG	FGA	Pct	3FG	3FGA	Pct	FT	FTA	Pct	ORB	DRB	TOT	Avg	Asst	TO	Blk	Stl	Pts	Avg
2010-11	32	32	1021	31.9	159	302	.526	0	1	.000	45	80	.563	129	215	344	10.8	43	97	9	57	363	11.3

2011-12 Season Notes/Highlights



21

Joel Vander Pol

6-10, 225, R-So., C
Fort Meyers, Fla.
Evangelical Christian

Career Highs

Points - 20
vs. Campbell (12-1-11)
FG Made - 7
vs. Hampton (12-22-10)
FG Attempts - 9
vs. Campbell (12-1-11)
FT Made - 10
vs. Campbell (12-1-11)
FT Attempts - 13
vs. Campbell (12-1-11)
Rebounds - 9
vs. Campbell (12-1-11)
Assists - 2
vs. Virginia Intermont (11-12-10)
Steals - 2
vs. Campbell (12-1-11)
Blocks - 3
vs. Union College (12-28-10)

Season Highs

Points - 20
vs. Campbell (12-1-11)
FG Made - 5
vs. Campbell (12-1-11)
FG Attempts - 9
vs. Campbell (12-1-11)
FT Made - 10
vs. Campbell (12-1-11)
FT Attempts - 13
vs. Campbell (12-1-11)
Rebounds - 9
vs. Campbell (12-1-11)
Steals - 2
vs. Campbell (12-1-11)
Blocks - 2 (Three times)
Most recently, vs. Winthrop (1-14-12)

- One of three Flames to post 20 points in a game this season.

- Had a break out game at Campbell (Dec. 1), recording setting career highs in points (20), rebounds (9), steals (2), field goals made (7) and free throws made (10). Vander Pol's 10 made free throws is the most by a Flames this season.

2011 (R-Fr.): Appeared in 31 contests, starting 16 ... averaged 4.1 points and 3.2 rebounds per game ... third on the team in blocked shots with 21 ... chipped in nine points and three rebounds in a 71-62 victory over William & Mary (12/18) ... finished with a career-high 14 points, while adding six points and two blocks at Hampton (12/22) ... posted eight points and six rebounds versus Gardner-Webb (1/29) ... garnered 10 points and a career-high seven boards in a 70-69 win at Charleston Southern (2/5).

2011-12 Game-by-Game

Opponent	Date	gs	min	Total		3-Pointers		Free throws		Rebounds				pf	a	t/o	blk	stl	pts	avg	
				fg-fga	pct	3fg-fga	pct	ft-fa	pct	off	def	tot	avg								
at Texas A&M	11-09-11	*	18	0-2	.000	0-0	.000	0-0	.000	1	4	5	5.0	4	0	2	0	1	0	0.0	
RANDOLPH COLLEGE	11-11-11	*	16	1-3	.333	0-0	.000	0-2	.000	2	3	5	5.0	1	0	1	1	0	2	1.0	
at William & Mary	11-14-11	*	18	2-4	.500	0-0	.000	4-6	.667	2	0	2	4.0	3	0	2	0	0	8	3.3	
EASTERN KENTUCKY	11-18-11	*	21	2-4	.500	0-0	.000	0-1	.000	0	2	2	3.5	1	0	0	0	1	4	3.5	
LEHIGH	11-19-11		11	1-2	.500	0-0	.000	2-2	1.000	0	0	0	2.8	2	0	1	0	0	4	3.6	
WILLIAM & MARY	11-20-11		8	1-1	1.000	0-0	.000	0-1	.000	1	1	2	2.7	2	0	3	0	0	2	3.3	
at Georgia State	11-26-11		8	2-3	.667	0-0	.000	1-1	1.000	1	3	4	2.9	1	0	0	1	1	5	3.6	
at Campbell	12-01-11	*	22	5-9	.556	0-0	.000	10-13	.769	4	5	9	3.6	4	0	1	2	2	20	5.6	
at Coastal Carolina	12-03-11	*	22	0-2	.000	0-0	.000	2-6	.333	1	4	5	3.8	4	0	3	1	0	2	5.2	
UNC WILMINGTON	12-06-11	*	19	0-0	.000	0-0	.000	1-4	.250	1	0	1	3.5	4	0	1	2	0	1	4.8	
at RICHMOND	12-28-11		6	0-0	.000	0-0	.000	0-0	.000	0	0	0	3.2	0	0	0	0	0	0	4.4	
vs Charleston Southern	12-31-11		10	0-0	.000	0-0	.000	4-4	1.000	0	2	2	3.1	3	0	1	0	0	4	4.3	
PRESBYTERIAN COLLEG	01-02-12		20	3-4	.750	0-0	.000	0-1	.000	2	3	5	3.2	1	0	0	1	0	6	4.5	
at UNC Asheville	01-07-12		9	2-3	.667	0-0	.000	2-3	.667	2	1	3	3.2	2	0	1	0	0	6	4.6	
at VMI	01-10-12		14	3-4	.750	0-0	.000	2-2	1.000	1	1	2	3.1	1	0	0	0	0	8	4.8	
RADFORD	01-12-12		17	2-4	.500	0-0	.000	6-8	.750	4	3	7	3.4	5	0	0	0	0	10	5.1	
WINTHROP	01-14-12		22	1-2	.500	0-0	.000	0-0	.000	0	5	5	3.5	4	0	1	2	0	2	4.9	
Totals			7	261	25-47	.532	0-0	.000	34-54	.630	22	37	59	3.5	42	0	17	10	5	84	4.9

Games played: 17
Minutes/game: 15.4
Points/game: 4.9
FG Pct: 53.2
FT Pct: 63.0

Rebounds/game: 3.5
Turnovers/game: 1.0
Steals/game: 0.3
Blocks/game: 0.6

Career Stats

Season	gp-gs	min/avg	Total		3-Point		F-Throws		Rebounds				Scoring							
			fg-fga	pct	fg-fga	pct	ft-fa	pct	off	def	tot	avg	pf	fo	ast	to	blk	stl	pts	avg
2010-11	31-16	463/14.9	44-83	.530	0-0	.000	38-65	.585	39	60	99	3.2	71	1	5	25	21	5	126	4.1
2011-12	17-7	261/15.4	25-47	.532	0-0	.000	34-54	.630	22	37	59	3.5	42	1	0	17	10	5	84	4.9
TOTAL	48-23	724/15.1	69-130	.531	0-0	.000	72-119	.605	61	97	158	3.3	113	2	5	42	31	10	210	4.4



2011-12 Season Notes/Highlights

- Has posted double scoring figures in 13 games this season.
- Leads the team in steals with 26 and has three thefts in a game on three occasions.
- Finished with a season-high 18 points in an 81-58 victory against Randolph College (Nov. 11).
- Led the Flames with 16 points, while adding a season-high six rebounds at Georgia State (Nov. 26).
- Put up 17 points in a 78-60 win against Virginia Intermont (Dec. 10).

22 Tavares Speaks

6-4, 185, Jr., G
Raleigh, N.C.
Green Hope
(Cape Fear CC)

Season Highs

Points - 18
vs. Randolph (11-11-11)
FG Made - 7 (Six times)
Most recently, vs. Virginia Intermont (12-10-11)
FG Attempts - 16
vs. Georgia St. (11-26-11)
3 FG Made - 1
vs. UNC Wilmington (12-6-11)
3FG Attempts - 2
vs. UNC Wilmington (12-6-11)
FT Made - 5
vs. Lehigh (11-19-11)
FT Attempts - 68
vs. Lehigh (11-19-11)
Rebounds - 7
vs. Montreat (12-20-11)
Assists - 3
vs. Hampton (12-17-11)
Steals - 3 (Three times)
Most recently, vs. Hampton (12-17-11)
Blocks - 1 (Two times)
Most recently, vs. Randolph (12-17-11)

Previous School: Two-year letterwinner at Cape Fear Community College ... coached by former Liberty guard and captain Ryan Mantlo (2003-04) ... two-time all-conference honoree ... first team all-region ... regional player of the year ... JUCO All-America first team member ... two-time regular season champion with the Sea Devils... led Cape Fear to an eighth place finish at the JUCO national tournament.

Prep: Three-year letterwinner at Green Hope ... all-freshman team honoree ... helped team reach the third round of the state tournament during his junior season ... first team all-triangle and all-conference member ... led team to independent prep state championship his final season ... all-tournament team member ... named championship MVP.

2011-12 Game-by-Game

Opponent	Date	gs	min	Total		3-Pointers		Free throws		Rebounds				pf	a	t/o	blk	stl	pts	avg	
				fg-fga	pct	3fg-fga	pct	ft-fta	pct	off	def	tot	avg								
at Texas A&M	11-09-11		26	3-8	.375	0-1	.000	0-0	.000	0	2	2	2.0	3	0	0	0	0	6	6.0	
RANDOLPH COLLEGE	11-11-11		19	7-9	.778	0-0	.000	4-6	.667	0	2	2	2.0	3	1	0	1	2	18	12.0	
at William & Mary	11-14-11		24	3-6	.500	0-0	.000	0-0	.000	0	0	0	1.3	3	0	2	0	2	6	10.0	
EASTERN KENTUCKY	11-18-11		30	7-14	.500	0-1	.000	0-0	.000	1	2	3	1.8	1	0	1	0	1	14	11.0	
LEHIGH	11-19-11	*	29	3-10	.300	0-1	.000	5-8	.625	2	2	4	2.2	4	1	0	0	3	11	11.0	
WILLIAM & MARY	11-20-11	*	36	5-12	.417	0-0	.000	3-4	.750	0	2	2	2.2	2	0	1	0	2	13	11.3	
at Georgia State	11-26-11	*	32	7-16	.438	0-0	.000	2-3	.667	3	3	6	2.7	2	1	2	0	2	16	12.0	
at Campbell	12-01-11	*	28	3-7	.429	0-0	.000	1-2	.500	0	0	0	2.4	5	1	2	0	0	7	11.4	
at Coastal Carolina	12-03-11	*	33	7-11	.636	0-0	.000	1-2	.500	0	3	3	2.4	1	0	2	0	0	15	11.8	
UNC WILMINGTON	12-06-11	*	33	7-14	.500	1-2	.500	1-1	1.000	0	2	2	2.4	3	1	3	0	3	16	12.2	
VIRGINIA INTERMONT	12-10-11	*	26	7-10	.700	0-0	.000	3-3	1.000	0	3	3	2.5	3	0	2	0	2	17	12.6	
HAMPTON	12-17-11	*	33	4-13	.308	0-0	.000	4-4	1.000	2	1	3	2.5	2	3	1	1	3	12	12.6	
MONTREAT	12-20-11	*	21	5-8	.625	0-0	.000	0-0	.000	1	6	7	2.8	2	0	1	0	2	10	12.4	
at RICHMOND	12-28-11	*	29	4-6	.667	0-0	.000	0-0	.000	1	2	3	2.9	2	1	4	0	0	8	12.1	
vs Charleston Southern	12-31-11	*	29	5-13	.385	0-0	.000	0-0	.000	1	4	5	3.0	4	1	2	0	0	10	11.9	
PRESBYTERIAN COLLEGE	01-02-12	*	36	5-9	.556	0-0	.000	2-2	1.000	0	1	1	2.9	1	2	0	0	2	12	11.9	
at UNC Asheville	01-07-12		21	6-9	.667	0-0	.000	0-0	.000	2	1	3	2.9	0	0	2	0	1	12	11.9	
at VMI	01-10-12	*	34	4-12	.333	0-0	.000	0-0	.000	1	6	7	3.1	3	0	3	0	1	8	11.7	
RADFORD	01-12-12	*	33	3-10	.300	0-0	.000	0-0	.000	0	6	6	3.3	2	0	4	0	0	6	11.4	
WINTHROP	01-14-12	*	39	3-10	.300	0-2	.000	1-2	.500	2	3	5	3.4	4	0	4	0	0	7	11.2	
Totals			15	591	98-207	.473	1-7	.143	27-37	.730	16	51	67	3.4	50	12	36	2	26	224	11.2

Games played: 20
Minutes/game: 29.6
Points/game: 11.2
FG Pct: 47.3
3FG Pct: 14.3
FT Pct: 73.0

Rebounds/game: 3.4
Assists/game: 0.6
Turnovers/game: 1.8
Assist/turnover ratio: 0.3
Steals/game: 1.3
Blocks/game: 0.1

Career Stats

Season	gp-gs	min/avg	Total		3-Point		F-Throws		Rebounds				Scoring							
			fg-fga	pct	fg-fga	pct	ft-fta	pct	off	def	tot	avg	pf	fo	ast	to	blk	stl	pts	avg
2011-12	20-15	591/29.6	98-207	.473	1-7	.143	27-37	.730	16	51	67	3.4	50	1	12	36	2	26	224	11.2
TOTAL	20-15	591/29.6	98-207	.473	1-7	.143	27-37	.730	16	51	67	3.4	50	1	12	36	2	26	224	11.2

2011-12 Season Notes/Highlights



24

Antwan Burrus
6-6, 235, Junior F
Winterville, N.C.
South Central

Career Highs

Points - 20

vs. VMI (01-28-10)

FG Made - 8

vs. Virginia Intermont (12-10-11)

FG Attempts - 14

vs. Coastal Carolina (12-3-11)

3FG Attempts - 1

vs. UCF (12-29-09)

FT Made - 8 (Three times)

Most recently, vs. Gardner-Webb

(12-31-10)

FT Attempts -13

vs. Gardner-Webb (12-31-10)

Rebounds - 13

vs. VMI (01-28-10)

Assists - 6

vs. VMI (01-28-10)

Steals - 2 (Six times)

Most recently, vs. Winthrop (1-14-12)

Blocks - 5

vs. Radford (01-15-11)

Season Highs

Points - 19

vs. Virginia Intermont (12-10-11)

FG Made - 8

vs. Virginia Intermont (12-10-11)

FG Attempts - 14

vs. Coastal Carolina (12-3-11)

FT Made - 5

vs. UNC Asheville (1-7-12)

FT Attempts - 6

vs. UNC Asheville (1-7-12)

Rebounds - 11

vs. Lehigh (11-19-11)

Assists - 4

vs. VMI (1-10-12)

Steals - 2 (Two times)

Most recently, vs. Montreat (12-20-11)

Blocks - 2 (Six times)

Most recently, vs. Radford (1-12-12)

- Needs two more points to crack Liberty's Top 40 scoring list
- Has three double-doubles on the season.
- Posted double scoring figures in 13 games this year.
- Had a streak of five-straight games with double scoring figures from games played Dec. 10-31.
- Paced the Flames with 19 points in a 78-60 win over Virginia Intermont, garnering a career-high eight made field goals.
- Dropped 14 points in Liberty's 75-72 win at William & Mary (Nov. 14).

2011-12 Game-by-Game

Opponent	Date	gs	min	Total		3-Pointers		Free throws		Rebounds							pts	avg			
				fg-fga	pct	3fg-fga	pct	ft-fa	pct	off	def	tot	avg	pf	a	t/o			blk	stl	
at Texas A&M	11-09-11	*	30	4-8	.500	0-0	.000	2-2	1.000	1	2	3	3.0	4	1	1	0	2	10	10.0	
RANDOLPH COLLEGE	11-11-11	*	16	5-5	1.000	0-0	.000	0-0	.000	1	3	4	3.5	3	0	1	2	0	10	10.0	
at William & Mary	11-14-11	*	33	7-11	.636	0-0	.000	0-1	.000	3	3	6	4.3	2	1	0	0	1	14	11.3	
EASTERN KENTUCKY	11-18-11	*	27	2-4	.500	0-0	.000	3-4	.750	2	4	6	4.8	2	0	5	1	0	7	10.3	
LEHIGH	11-19-11	*	31	4-8	.500	0-0	.000	2-3	.667	3	8	11	6.0	4	0	0	1	0	10	10.2	
WILLIAM & MARY	11-20-11	*	32	4-8	.500	0-0	.000	2-2	1.000	2	5	7	6.2	3	2	3	2	0	10	10.2	
at Georgia State	11-26-11	*	31	2-6	.333	0-0	.000	0-0	.000	0	0	0	5.3	2	0	1	2	1	4	9.3	
at Campbell	12-01-11		22	2-9	.222	0-0	.000	2-2	1.000	4	3	7	5.5	4	1	0	0	0	6	8.9	
at Coastal Carolina	12-03-11	*	32	6-14	.429	0-0	.000	0-0	.000	6	4	10	6.0	2	0	1	0	0	12	9.2	
UNC WILMINGTON	12-06-11	*	27	4-7	.571	0-0	.000	0-2	.000	2	4	6	6.0	2	0	1	2	0	8	9.1	
VIRGINIA INTERMONT	12-10-11	*	32	8-12	.667	0-0	.000	3-4	.750	5	5	10	6.4	2	2	2	1	0	19	10.0	
HAMPTON	12-17-11	*	34	5-7	.714	0-0	.000	2-2	1.000	1	4	5	6.3	3	1	1	2	1	12	10.2	
MONTREAT	12-20-11	*	25	6-9	.667	0-0	.000	2-4	.500	4	4	8	6.4	3	1	1	1	2	14	10.5	
at RICHMOND	12-28-11	*	34	5-8	.625	0-0	.000	3-4	.750	3	5	8	6.5	3	1	4	0	0	13	10.6	
vs Charleston Southern	12-31-11	*	30	5-9	.556	0-0	.000	3-3	1.000	4	3	7	6.5	0	0	0	1	1	13	10.8	
PRESBYTERIAN COLLEGE	01-02-12	*	26	4-7	.571	0-0	.000	0-1	.000	1	2	3	6.3	4	1	1	0	0	8	10.6	
at UNC Asheville	01-07-12	*	31	2-9	.222	0-0	.000	5-6	.833	2	5	7	6.4	3	1	2	0	1	9	10.5	
at VMI	01-10-12	*	21	5-10	.500	0-0	.000	0-0	.000	3	6	9	6.5	0	4	1	0	0	10	10.5	
RADFORD	01-12-12	*	19	2-5	.400	0-0	.000	1-1	1.000	1	5	6	6.5	5	0	3	2	0	5	10.2	
WINTHROP	01-14-12	*	41	6-11	.545	0-0	.000	0-0	.000	3	3	6	6.5	1	0	2	1	2	12	10.3	
Totals			19	574	88-167	.527	0-0	.000	30-41	.732	51	78	129	6.5	52	16	30	18	11	206	10.3

Games played: 20
Minutes/game: 28.7
Points/game: 10.3
FG Pct: 52.7
FT Pct: 73.2

Rebounds/game: 6.5
Assists/game: 0.8
Turnovers/game: 1.5
Assist/turnover ratio: 0.5
Steals/game: 0.6
Blocks/game: 0.9

Career Stats

Season	gp-gs	min/avg	Total		3-Point		F-Throws		Rebounds				Scoring							
			fg-fga	pct	fg-fga	pct	ft-fa	pct	off	def	tot	avg	pf	fo	ast	to	blk	stl	pts	avg
2009-10	29-16	498/17.2	81-156	.519	0-1	.000	40-52	.769	48	71	119	4.1	64	2	15	34	28	6	202	7.0
2010-11	32-14	704/22.0	79-165	.479	0-0	.000	49-72	.681	72	61	133	4.2	70	4	11	42	40	11	207	6.5
2011-12	20-19	574/28.7	88-167	.527	0-0	.000	30-41	.732	51	78	129	6.5	52	1	16	30	18	11	206	10.3
TOTAL	81-49	1776/21.9	248-488	.508	0-1	.000	119-165	.721	171	210	381	4.7	186	7	42	106	86	28	615	7.6

2011-12 Season Notes/Highlights



25

Jesse Sanders
6-3, 200, Senior G
Sugar Land, Texas
Homeschooled (HCYA)

Career Highs

Points - 25
vs. Winthrop (03-02-10)
FG Made - 8
vs. Winthrop (03-02-10)
FG Attempts - 18
vs. Winthrop (03-02-10)
3FG Made - 2 (Seven times)
Most recently, vs. Hampton (12-17-11)
3FG Attempts - 6 (Two times)
Most recently, vs. UNC Asheville (1-7-12)
FT Made - 13 (Two times)
Most recently vs. Radford (1-12-12)
FT Attempts - 15 (Two times)
Most recently vs. Radford (1-12-12)
Rebounds - 15
vs. VMI (01-28-10)
Assists - 16
vs. Montreat (12-20-11)
Steals - 4 (Four times)
Most recently, vs. UNC Asheville (02-11-10)
Blocks - 2 (Two times)
Most recently, vs. Presbyterian (02-09-09)

Season Highs

Points - 22
vs. Hampton (12-17-11)
FG Made - 7
vs. Eastern Kentucky (11-18-11)
FG Attempts - 12
vs. Eastern Kentucky (11-18-11)
3FG Made - 2 (Three times)
Most recently, vs. Winthrop (1-14-12)
3FG Attempts - 6
vs. UNC Asheville (1-7-12)
FT Made - 13
vs. Radford (1-12-12)
FT Attempts - 15
vs. Radford (1-12-12)
Rebounds - 13
vs. UNC Wilmington (12-18-11)
Assists - 16
vs. Montreat (12-20-11)
Steals - 3 (Three times)
Most recently, vs. Montreat (12-20-11)
Blocks - 1
vs. Virginia Intermont (12-10-11)

- Set a Vines Center record on Dec. 20 with 16 assists.
- Currently second all-time at Liberty in assists with 629
- Became 22nd member of Liberty's 1,000 Point Club at Richmond (Dec. 28).
- One of three Flames to score 20 points in a game this season.
- Posted a season-high 22 points, the most by a Flame this year, in a 74-65 win over Hampton.
- Only player in the country averaging at least 7.0 rebounds and 7.0 assists.
- Currently ranked third in the country in assists (7.9 apg).
- Was named to the 2K Sports Classic Lynchburg Sub Regional All-Tournament Team, averaging 14.0 points, 9.0 rebounds and 7.0 assists during the event.
- Finished with seven assists or more in 15 games, this season.
- One of nine players in the country leading their respective team in points, rebounds and assists.
- Candidate for Lowe's Senior CLASS Award.

Opponent	Date	gs	min	Total		3-Pointers		Free throws		Rebounds				pf	a	t/o	blk	stl	pts	avg	
				fg-fga	pct	3fg-fga	pct	ft-fa	pct	off	def	tot	avg								
at Texas A&M	11-09-11	*	31	2-8	.250	0-3	.000	4-6	.667	3	1	4	4.0	2	9	4	0	0	8	8.0	
RANDOLPH COLLEGE	11-11-11	*	22	4-4	1.000	0-0	.000	3-6	.500	4	5	9	6.5	2	8	4	0	2	11	9.5	
at William & Mary	11-14-11	*	36	4-8	.500	1-1	1.000	2-4	.500	4	3	7	6.7	2	8	2	0	1	11	10.0	
EASTERN KENTUCKY	11-18-11	*	34	7-12	.583	0-2	.000	5-7	.714	3	4	7	6.8	3	4	2	0	3	19	12.3	
LEHIGH	11-19-11	*	35	3-11	.273	0-0	.000	6-6	1.000	3	5	8	7.0	4	10	2	0	1	12	12.2	
WILLIAM & MARY	11-20-11	*	37	2-6	.333	1-2	.500	6-8	.750	3	9	12	7.8	3	7	2	0	2	11	12.0	
at Georgia State	11-26-11	*	35	4-10	.400	1-1	1.000	5-7	.714	2	5	7	7.7	3	3	3	0	3	14	12.3	
at Campbell	12-01-11	*	31	2-3	.667	0-0	.000	2-3	.667	3	4	7	7.6	3	9	4	0	0	6	11.5	
at Coastal Carolina	12-03-11	*	35	2-10	.200	1-3	.333	4-5	.800	3	3	6	7.4	2	10	3	0	2	9	11.2	
UNC WILMINGTON	12-06-11	*	37	6-7	.857	1-1	1.000	6-7	.857	6	7	13	8.0	3	7	6	0	2	19	12.0	
VIRGINIA INTERMONT	12-10-11	*	31	3-8	.375	0-1	.000	6-6	1.000	3	9	12	8.4	1	9	1	1	0	12	12.0	
HAMPTON	12-17-11	*	36	6-9	.667	2-2	1.000	8-8	1.000	1	6	7	8.3	3	9	3	0	1	22	12.8	
MONTREAT	12-20-11	*	29	2-3	.667	0-0	.000	4-4	1.000	2	5	7	8.2	0	16	3	0	3	8	12.5	
at RICHMOND	12-28-11	*	27	5-8	.625	0-1	.000	4-6	.667	0	3	3	7.8	2	5	1	0	0	14	12.6	
vs Charleston Southern	12-31-11	*	37	6-11	.545	0-1	.000	8-13	.615	3	7	10	7.9	4	8	1	0	0	20	13.1	
PRESBYTERIAN COLLEGE	01-02-12	*	36	3-6	.500	1-1	1.000	3-3	1.000	2	10	12	8.2	3	9	3	0	1	10	12.9	
at UNC Asheville	01-07-12	*	32	5-11	.455	2-6	.333	0-0	.000	1	1	2	7.8	0	10	3	0	1	12	12.8	
at VMI	01-10-12	*	34	1-7	.143	0-1	.000	1-2	.500	3	3	6	7.7	2	3	1	0	0	3	12.3	
RADFORD	01-12-12	*	38	2-5	.400	0-0	.000	13-15	.867	5	3	8	7.7	1	5	4	0	1	17	12.5	
WINTHROP	01-14-12	*	44	3-7	.429	2-4	.500	5-8	.625	1	9	10	7.9	2	8	2	0	0	13	12.6	
Totals			20	677	72-154	.468	12-30	.400	95-124	.766	55	102	157	7.9	45	157	54	1	23	251	12.6


Games played: 20
Minutes/game: 33.8
Points/game: 12.6
FG Pct: 46.8
3FG Pct: 40.0
FT Pct: 76.6

Rebounds/game: 7.9
Assists/game: 7.9
Turnovers/game: 2.7
Assist/turnover ratio: 2.9
Steals/game: 1.2
Blocks/game: 0.1

Career Stats

Season	gp-gs	min/avg	Total		3-Point		F-Throws		Rebounds				Scoring							
			fg-fga	pct	fg-fga	pct	ft-fa	pct	off	def	tot	avg	pf	fo	ast	to	blk	stl	pts	avg
2008-09	32-30	977/30.5	76-148	.514	7-31	.226	63-83	.759	72	95	167	5.2	76	2	137	57	6	38	222	6.9
2009-10	31-31	1000/32.3	80-184	.435	13-40	.325	79-117	.675	59	149	208	6.7	75	1	152	101	3	42	252	8.1
2010-11	32-31	1043/32.6	110-257	.428	15-56	.268	127-168	.756	74	117	191	6.0	83	2	183	96	5	37	362	11.3
2011-12	20-20	677/33.8	72-154	.468	12-30	.400	95-124	.766	55	102	157	7.9	45	0	157	54	1	23	251	12.6
TOTAL	115-112	3697/32.1	338-743	.455	47-157	.299	364-492	.740	260	463	723	6.3	279	5	629	308	15	140	1087	9.5

2011-12 Season Notes/Highlights



31

Stephen Baird
6-8, 220, R-Fr., F
San Antonio, Texas
Home School

Season Highs

Points - 9
vs. Virginia Intermont (12-10-11)
FG Made - 4
vs. Virginia Intermont (12-10-11)
FG Attempts - 6
vs. Virginia Intermont (12-10-11)
3FG made - 2
vs. Montreat (12-20-11)
3FG Attempts - 3
vs. Randolph (11-11-11)
FT Made - 2
vs. Georgia St. (11-26-11)
FT Attempts - 4
vs. Georgia St. (11-26-11)
Rebounds - 4 (Two times)
Most recently, vs. Montreat (12-20-11)
Assists - 1 (Two times)
Most recently, vs. Georgia St. (11-26-11)
Steals - 3
vs. Virginia Intermont (12-10-11)
Blocks - 1
vs. Virginia Intermont (12-10-11)

- Posted eight points on 3-of-3 shooting, including 2-of-2 from behind the three-point arc against Montreat.
- Received first collegiate start against Virginia Intermont (Dec.10), recording a season-high nine points and four rebounds in 28 minutes.
- Tallied five points in games against Randolph College and Lehigh.

2011-12 Game-by-Game

Opponent	Date	gs	min	Total		3-Pointers		Free throws		Rebounds				pf	a	t/o	blk	stl	pts	avg	
				fg-fga	pct	3fg-fga	pct	ft-fa	pct	off	def	tot	avg								
at Texas A&M	11-09-11		5	0-3	.000	0-1	.000	0-0	.000	0	0	0	0.0	2	0	0	0	0	0	0.0	
RANDOLPH COLLEGE	11-11-11		13	2-5	.400	0-3	.000	1-2	.500	1	1	2	1.0	3	1	1	1	1	5	2.5	
LEHIGH	11-19-11		7	2-3	.667	0-0	.000	1-2	.500	1	0	1	1.0	1	0	0	1	0	5	3.3	
WILLIAM & MARY	11-20-11		2	0-1	.000	0-0	.000	0-0	.000	0	1	1	1.0	1	0	0	0	0	0	2.5	
at Georgia State	11-26-11		8	0-2	.000	0-1	.000	2-4	.500	0	2	2	1.2	1	1	2	0	0	2	2.4	
at Campbell	12-01-11		8	1-1	1.000	0-0	.000	1-2	.500	0	0	0	1.0	0	0	0	0	0	3	2.5	
at Coastal Carolina	12-03-11		2	1-1	1.000	0-0	.000	0-0	.000	1	0	1	1.0	0	0	0	0	0	2	2.4	
UNC WILMINGTON	12-06-11		6	0-1	.000	0-1	.000	0-0	.000	0	0	0	0.9	0	0	0	0	0	0	2.1	
VIRGINIA INTERMONT	12-10-11	*	28	4-6	.667	0-1	.000	1-2	.500	1	3	4	1.2	3	0	1	1	3	9	2.9	
HAMPTON	12-17-11	*	19	0-5	.000	0-0	.000	0-0	.000	1	2	3	1.4	2	0	1	0	0	0	2.6	
MONTREAT	12-20-11	*	17	3-3	1.000	2-2	1.000	0-2	.000	2	2	4	1.6	1	0	2	0	0	8	3.1	
at RICHMOND	12-28-11		1	0-0	.000	0-0	.000	0-0	.000	0	0	0	1.5	1	0	0	0	0	0	2.8	
vs Charleston Southern	12-31-11		5	0-0	.000	0-0	.000	0-0	.000	0	0	0	1.4	0	0	0	0	0	0	2.6	
at UNC Asheville	01-07-12		3	1-1	1.000	1-1	1.000	0-0	.000	0	0	0	1.3	0	0	0	0	0	3	2.6	
at VMI	01-10-12		1	1-1	1.000	1-1	1.000	0-0	.000	0	0	0	1.2	0	0	0	0	0	3	2.7	
WINTHROP	01-14-12		3	0-0	.000	0-0	.000	0-0	.000	0	0	0	1.1	0	0	0	0	0	0	2.5	
Totals			3	128	15-33	.455	4-11	.364	6-14	.429	7	11	18	1.1	15	2	7	3	4	40	2.5

Games played: 16
Minutes/game: 8.0
Points/game: 2.5
FG Pct: 45.5
3FG Pct: 36.4
FT Pct: 42.9

Rebounds/game: 1.1
Assists/game: 0.1
Turnovers/game: 0.4
Assist/turnover ratio: 0.3
Steals/game: 0.3
Blocks/game: 0.2

Career Stats

Season	gp-gs	min/avg	Total		3-Point		F-Throws		Rebounds				Scoring							
			fg-fga	pct	fg-fga	pct	ft-fa	pct	off	def	tot	avg	pf	fo	ast	to	blk	stl	pts	avg
2011-12	16-3	128/8.0	15-33	.455	4-11	.364	6-14	.429	7	11	18	1.1	15	0	2	7	3	4	40	2.5
TOTAL	16-3	128/8.0	15-33	.455	4-11	.364	6-14	.429	7	11	18	1.1	15	0	2	7	3	4	40	2.5



33

John Caleb Sanders

6-0, 175, Sophomore G
Sugar Land, Texas
Homeschool (HCYA)

Career Highs

Points - 20
vs. Montreat (12-20-11)
FG Made - 8
vs. Lehigh (11-19-11)
FG Attempts - 15 (Two times)
Most recently, vs. Virginia Intermont
3FG Made - 4 (Four times)
Most recently, vs. UNC Asheville (1-7-12)
3FG Attempts - 10
vs. No. 19 Texas A&M (11-09-11)
FT Made - 5
vs. Montreat (12-20-11)
FT Attempts - 6
vs. Virginia Intermont (12-10-11)
Rebounds - 8
vs. Hampton (12-17-11)
Assists - 3 (Seven times)
Most recently, vs. Hampton (12-17-11)
Steals - 4
vs. Virginia Intermont (12-10-11)
Blocks - 1
vs. Virginia Intermont (12-10-11)

Season Highs

Points - 20
vs. Montreat (12-20-11)
FG Made - 8
vs. Lehigh (11-19-11)
FG Attempts - 15 (Two times)
Most recently, vs. Virginia Intermont (12-10-11)
3FG Made - 4 (Two times)
Most recently, vs. UNC Asheville (1-7-12)
3FG Attempts - 10
vs. No. 19 Texas A&M (11-09-11)
FT Made - 5
vs. Montreat (12-20-11)
FT Attempts - 6
vs. Virginia Intermont (12-10-11)
Rebounds - 8
vs. Hampton (12-17-11)
Assists - 3 (Six times)
Most recently, vs. Hampton (12-17-11)
Steals - 4
vs. Virginia Intermont (12-10-11)
Blocks - 1
vs. Virginia Intermont (12-10-11)

2011-12 Season Notes/Highlights

- Led Liberty with 18 points in games against UNC Asheville and Winthrop.
- Garnered a career-high 20 points against Montreat (Dec. 20).
- Has posted double scoring in 12 games this season.
- Tallied 14 points while grabbing a career-high eight rebounds against Hampton (Dec. 17).
- Recorded 15 points while nabbing a career-high four steals against Virginia Intermont. Sanders' four thefts is the most by a Flame this year.
- Posted 18 points against Lehigh on 8-for-13 shooting from the field.
- Finished with 17 points against Randolph College, knocking down four treys, the most by a Flame this season.
- Opened the season with 18 points against No. 19 Texas A&M.

2011-12 Game-by-Game

Opponent	Date	gs	min	Total		3-Pointers		Free throws		Rebounds				pf	a	t/o	blk	stl	pts	avg	
				fg-fga	pct	3fg-fga	pct	ft-fa	pct	off	def	tot	avg								
at Texas A&M	11-09-11		26	6-15	.400	3-10	.300	3-3	1.000	1	1	2	2.0	1	3	0	0	0	18	18.0	
RANDOLPH COLLEGE	11-11-11	*	24	6-9	.667	4-6	.667	1-2	.500	0	4	4	3.0	2	2	2	0	3	17	17.5	
at William & Mary	11-14-11	*	30	5-13	.385	2-8	.250	0-0	.000	1	1	2	2.7	2	2	2	0	1	12	15.7	
EASTERN KENTUCKY	11-18-11	*	26	0-5	.000	0-3	.000	0-0	.000	1	4	5	3.3	1	2	1	0	0	0	11.8	
LEHIGH	11-19-11	*	27	8-13	.615	2-6	.333	0-0	.000	1	0	1	2.8	3	3	4	0	0	18	13.0	
WILLIAM & MARY	11-20-11	*	33	4-11	.364	2-6	.333	2-4	.500	0	5	5	3.2	3	3	0	0	0	12	12.8	
at Georgia State	11-26-11		27	2-7	.286	0-3	.000	1-2	.500	1	1	2	3.0	1	1	1	0	0	5	11.7	
at Campbell	12-01-11	*	23	6-14	.429	1-6	.167	1-1	1.000	0	0	0	2.6	4	2	2	0	0	14	12.0	
at Coastal Carolina	12-03-11		24	2-6	.333	1-4	.250	0-0	.000	0	0	0	2.3	3	0	1	0	0	5	11.2	
UNC WILMINGTON	12-06-11		21	3-12	.250	0-4	.000	2-4	.500	0	4	4	2.5	1	3	2	0	0	8	10.9	
VIRGINIA INTERMONT	12-10-11	*	26	6-15	.400	1-6	.167	2-6	.333	1	3	4	2.6	1	3	2	1	4	15	11.3	
HAMPTON	12-17-11	*	23	4-8	.500	2-6	.333	4-4	1.000	0	8	8	3.1	2	3	3	0	0	14	11.5	
MONTREAT	12-20-11	*	22	6-12	.500	3-7	.429	5-5	1.000	1	1	2	3.0	0	2	2	0	1	20	12.2	
at RICHMOND	12-28-11	*	24	3-8	.375	0-2	.000	2-2	1.000	0	3	3	3.0	3	1	2	0	0	8	11.9	
vs Charleston Southern	12-31-11	*	25	4-12	.333	2-8	.250	1-2	.500	0	3	3	3.0	5	2	5	0	1	11	11.8	
PRESBYTERIAN COLLEGE	01-02-12	*	32	2-5	.400	1-2	.500	0-0	.000	1	1	2	2.9	0	1	1	0	0	5	11.4	
at UNC Asheville	01-07-12	*	28	6-7	.857	4-5	.800	2-2	1.000	1	0	1	2.8	4	1	2	0	0	18	11.8	
at VMI	01-10-12		20	3-7	.429	1-4	.250	2-2	1.000	1	1	2	2.8	2	0	2	0	0	9	11.6	
RADFORD	01-12-12		29	3-6	.500	1-2	.500	2-2	1.000	0	3	3	2.8	3	0	1	0	0	9	11.5	
WINTHROP	01-14-12		32	6-11	.545	3-7	.429	3-4	.750	0	1	1	2.7	3	2	2	0	1	18	11.8	
Totals			13	522	85-196	.434	33-105	.314	33-45	.733	10	44	54	2.7	44	36	37	1	11	236	11.8

Games played: 20
Minutes/game: 36.1
Points/game: 11.8
FG Pct: 43.4
3FG Pct: 31.4
FT Pct: 73.3

Rebounds/game: 2.7
Assists/game: 1.8
Turnovers/game: 1.9
Assist/turnover ratio: 1.0
Steals/game: 0.6
Blocks/game: 0.1

Career Stats

Season	gp-gs	min/avg	Total		3-Point		F-Throws		Rebounds				Scoring							
			fg-fga	pct	fg-fga	pct	ft-fa	pct	off	def	tot	avg	pf	fo	ast	to	blk	stl	pts	avg
2010-11	32-0	397/12.4	44-125	.352	34-100	.340	4-12	.333	8	24	32	1.0	40	0	20	20	0	10	126	3.9
2011-12	20-13	522/26.1	85-196	.434	33-105	.314	33-45	.733	10	44	54	2.7	44	1	36	37	1	11	236	11.8
TOTAL	52-13	919/17.7	129-321	.402	67-205	.327	37-57	.649	18	68	86	1.7	84	1	56	57	1	21	362	7.0

2011-12 Season Notes/Highlights



42

Sommy Ogukwe

6-7, 215, Freshman F

Abuja, Nigeria

Bethel Christian Academy

Career Highs

Points - 4 (Two times)

Most recently, vs. Presbyterian College
(02-26-11)

FG Made - 2 (Two times)

Most recently, vs. Presbyterian College
(02-26-11)

FG Attempts - 4

vs. Virginia Intermont (11-12-10)

FT Made - 1 (Three times)

Most recently, vs. Charleston Southern
(02-05-11)

FT Attempts - 2 (Six times)

Most recently, vs. Winthrop (02-24-11)

Rebounds - 7

vs. Virginia Intermont (11-12-10)

Assists - 1

vs. Union College (12-28-10)

Steals - 1 (Four times)

Most recently, vs. Presbyterian College
(02-26-11)

Blocks - 3 (Two times)

Most recently, vs. Winthrop
(02-24-11)

2011 (Fr.): Appeared in 30 contests for the Flames, starting in games at Notre Dame (11/14) and UNC Wilmington (11/16) ... posted three points and seven rebounds in his Liberty debut against Virginia Intermont (11/12) ... grabbed six rebounds against Southern Virginia (11/18) ... recorded four points and six rebounds in eight minutes during the Flames' 66-60 win at High Point (1/13) ... played a season-high 24 minutes at Presbyterian College (2/26), chipping in four points and four rebounds.

2010-11 Game-by-Game

OPPONENT	DATE	MIN	FG-FGA	3FG-FGA	FT-FTA	OFF-DEF-TOT	A	TO	BLK	STL	PTS
Virginia Intermont	11-12-10	18	1-4	0-0	1-2	5-2-7	0	1	0	0	3
Notre Dame	11-14-10	12	1-2	0-0	0-2	0-3-3	0	0	0	0	2
UNC Wilmington	11-16-10	7	0-0	0-0	0-0	0-0-0	0	0	0	0	0
Southern Virginia	11-18-10	17	1-3	0-0	0-0	4-2-6	0	4	2	1	2
Texas Tech	11-21-10	2	0-0	0-0	0-0	0-0-0	0	0	0	0	0
USF	11-23-10	5	0-0	0-0	0-0	0-2-2	0	0	0	0	0
Mississippi Valley St.	11-26-10	3	0-0	0-0	0-0	0-2-2	0	0	0	0	0
Chicago St.	11-27-10	5	0-0	0-0	0-0	0-1-1	0	1	1	0	0
Presbyterian College	12-02-10	3	0-1	0-0	0-0	1-1-2	0	1	0	0	0
Winthrop	12-04-10	5	0-0	0-0	0-0	0-0-0	0	0	1	0	0
George Mason	12-11-10	5	0-0	0-0	0-0	0-0-0	0	0	0	0	0
William & Mary	12-18-10	4	0-0	0-0	0-0	0-1-1	0	1	1	0	0
Hampton	12-22-10	1	0-0	0-0	0-0	0-0-0	0	0	0	0	0
Union College	12-28-10	11	1-1	0-0	1-2	0-3-3	1	0	1	0	3
UNC Asheville	01-02-11	1	0-0	0-0	0-0	0-1-1	0	0	1	0	0
Coastal Carolina	01-08-11	7	0-1	0-0	0-0	0-1-1	0	0	3	0	0
High Point	01-13-11	8	2-3	0-0	0-0	4-2-6	0	2	0	0	4
Radford	01-15-11	8	0-0	0-0	0-0	0-1-1	0	1	0	0	0
VMI	01-20-11	7	1-2	0-0	0-0	0-2-2	0	0	1	0	2
UNC Asheville	01-27-11	6	0-0	0-0	0-0	0-0-0	0	1	0	1	0
Gardner-Webb	01-29-11	7	1-2	0-0	0-0	1-2-3	0	0	2	0	2
Coastal Carolina	02-03-11	7	0-0	0-0	0-0	0-1-1	0	1	1	1	0
Charleston Southern	02-05-11	9	0-0	0-0	1-2	0-2-2	0	1	0	0	1
Radford	02-10-11	1	0-0	0-0	0-0	0-0-0	0	0	0	0	0
High Point	02-12-11	6	0-0	0-0	0-0	0-2-2	0	0	1	0	0
VMI	02-15-11	4	1-2	0-0	0-2	2-0-2	0	1	0	0	2
Iona	02-19-11	8	1-1	0-0	0-0	1-0-1	0	0	1	0	2
Winthrop	02-24-11	15	1-3	0-0	0-2	1-4-5	0	0	3	0	2
Presbyterian College	02-26-11	24	2-3	0-0	0-1	1-3-4	0	1	2	1	4
High Point	03-01-11	7	1-1	0-0	0-1	1-1-2	0	1	1	0	2

Career Stats

Season	GP	GS	Min	Avg	FG	FGA	Pct	3FG	3FGA	Pct	FT	FTA	Pct	ORB	DRB	TOT	Avg	Asst	TO	Blk	Stl	Pts	Avg
2010-11	30	2	223	7.4	14	29	.483	0	0	.000	3	14	.214	21	39	60	2.0	1	17	22	4	31	1.0

2011-12 Liberty Men's Basketball
 Liberty Combined Team Statistics (as of Jan 20, 2012)
 All games

RECORD:	OVERALL	HOME	AWAY	NEUTRAL
ALL GAMES	6-14	5-6	1-7	0-1
CONFERENCE	1-7	1-2	0-4	0-1
NON-CONFERENCE	5-7	4-4	1-3	0-0

##	Player	gp-gs	min	avg	Total		3-Point		F-Throw		Rebounds				pf	dq	a	to	blk	stl	pts	avg
					fg-fga	fg%	3fg-fga	3fg%	ft-fta	ft%	off	def	tot	avg								
25	SANDERS, Jesse	20-20	677	33.8	72-154	.468	12-30	.400	95-124	.766	55	102	157	7.9	45	0	157	54	1	23	251	12.6
33	SANDERS, John Caleb	20-13	522	26.1	85-196	.434	33-105	.314	33-45	.733	10	44	54	2.7	44	1	36	37	1	11	236	11.8
14	MINAYA, David	17-16	509	29.9	79-202	.391	7-42	.167	34-47	.723	14	60	74	4.4	43	0	24	21	0	13	199	11.7
22	SPEAKS, Tavares	20-15	591	29.6	98-207	.473	1-7	.143	27-37	.730	16	51	67	3.4	50	1	12	36	2	26	224	11.2
24	BURRUS, Antwan	20-19	574	28.7	88-167	.527	0-0	.000	30-41	.732	51	78	129	6.5	52	1	16	30	18	11	206	10.3
21	VANDER POL, Joel	17-7	261	15.4	25-47	.532	0-0	.000	34-54	.630	22	37	59	3.5	42	1	0	17	10	5	84	4.9
13	GIELO, Tomasz	9-4	159	17.7	17-34	.500	1-5	.200	3-4	.750	9	11	20	2.2	8	0	0	7	3	2	38	4.2
31	BAIRD, Stephen	16-3	128	8.0	15-33	.455	4-11	.364	6-14	.429	7	11	18	1.1	15	0	2	7	3	4	40	2.5
15	LAYER, Ethan	19-0	135	7.1	13-42	.310	12-39	.308	4-6	.667	0	7	7	0.4	17	0	5	4	0	4	42	2.2
02	PHILLIPS, Chene	20-3	267	13.4	10-48	.208	0-9	.000	19-26	.731	6	35	41	2.1	33	1	33	21	0	13	39	2.0
11	SMITH, Andrew	13-0	51	3.9	7-9	.778	0-0	.000	0-1	.000	5	7	12	0.9	6	0	2	5	3	0	14	1.1
23	GLIEDMAN, Hart	10-0	47	4.7	2-8	.250	0-1	.000	3-5	.600	3	4	7	0.7	4	0	1	2	0	0	7	0.7
05	ASSINESI, Kelly	14-0	43	3.1	1-6	.167	1-4	.250	4-6	.667	0	0	0	0.0	5	0	4	2	0	0	7	0.5
03	AIKENS, Walt	8-0	52	6.5	1-6	.167	0-2	.000	1-6	.167	0	2	2	0.3	8	0	0	0	0	0	3	0.4
01	HOYT, Tanner	5-0	9	1.8	0-4	.000	0-1	.000	0-0	.000	0	1	1	0.2	3	0	0	0	0	0	0	0.0
Team											38	27	65		1		4					
Total.....		20	4025		513-1163	.441	71-256	.277	293-416	.704	236	477	713	35.7	376	5	292	247	41	112	1390	69.5
Opponents.....		20	4025		530-1126	.471	149-415	.359	269-388	.693	187	480	667	33.3	362	-	294	248	69	124	1478	73.9

TEAM STATISTICS	LIBERTY	OPP	Date	Opponent	Score	Att.
SCORING	1390	1478	11-09-11	at Texas A&M	L 59-81	6118
Points per game	69.5	73.9	11-11-11	RANDOLPH COLLEGE	w 81-58	2331
Scoring margin	-4.4	-	11-14-11	at William & Mary	w 75-72	2209
FIELD GOALS-ATT	513-1163	530-1126	11-18-11	EASTERN KENTUCKY	L 65-73	1956
Field goal pct	.441	.471	11-19-11	LEHIGH	L 80-90	849
3 POINT FG-ATT	71-256	149-415	11-20-11	WILLIAM & MARY	L 64-65	658
3-point FG pct	.277	.359	11-26-11	at Georgia State	L 50-72	803
3-pt FG made per game	3.6	7.5	* 12-01-11	at Campbell	L 82-96	1680
FREE THROWS-ATT	293-416	269-388	* 12-03-11	at Coastal Carolina	L 68-78	1039
Free throw pct	.704	.693	12-06-11	UNC WILMINGTON	L 68-77	1611
F-Throws made per game	14.7	13.5	12-10-11	VIRGINIA INTERMONT	w 78-60	1580
REBOUNDS	713	667	12-17-11	HAMPTON	w 74-65	780
Rebounds per game	35.7	33.3	12-20-11	MONTREAT	w 91-73	591
Rebounding margin	+2.3	-	12-28-11	at RICHMOND	L 61-77	4471
ASSISTS	292	294	* 12-31-11	vs Charleston Southern	L 76-81	358
Assists per game	14.6	14.7	* 01-02-12	PRESBYTERIAN COLLEGE	L 56-63	475
TURNOVERS	247	248	* 01-07-12	at UNC Asheville	L 75-98	1569
Turnovers per game	12.4	12.4	* 01-10-12	at VMI	L 57-71	2361
Turnover margin	+0.1	-	* 01-12-12	RADFORD	w 69-64	908
Assist/turnover ratio	1.2	1.2	* 01-14-12	WINTHROP	Lot 61-64	1346
STEALS	112	124				
Steals per game	5.6	6.2				
BLOCKS	41	69				
Blocks per game	2.1	3.5				
ATTENDANCE	13085	20608				
Home games-Avg/Game	11-1190	8-2531				
Neutral site-Avg/Game	-	1-358				

* = Conference game

Score by Periods	1st	2nd	OT	Totals
Liberty	635	748	7	1390
Opponents	677	791	10	1478

2011-12 Liberty Men's Basketball
 Liberty Combined Team Statistics (as of Jan 20, 2012)
 Conference games

RECORD:	OVERALL	HOME	AWAY	NEUTRAL
ALL GAMES	1-7	1-2	0-4	0-1
CONFERENCE	1-7	1-2	0-4	0-1
NON-CONFERENCE	0-0	0-0	0-0	0-0

##	Player	gp-gs	min	avg	Total		3-Point		F-Throw		Rebounds				pf	dq	a	to	blk	stl	pts	avg		
					fg-fga	fg%	3fg-fga	3fg%	ft-fta	ft%	off	def	tot	avg										
14	MINAYA, David	8-7	252	31.5	37-99	.374	1-16	.063	18-28	.643	7	35	42	5.3	19	0	13	8	0	9	93	11.6		
25	SANDERS, Jesse	8-8	287	35.9	24-60	.400	6-16	.375	36-49	.735	21	40	61	7.6	17	0	62	21	0	5	90	11.3		
33	SANDERS, John Caleb	8-4	213	26.6	32-68	.471	14-38	.368	11-13	.846	3	9	12	1.5	24	1	8	16	0	2	89	11.1		
22	SPEAKS, Tavares	8-7	253	31.6	36-81	.444	0-2	.000	5-8	.625	6	24	30	3.8	20	1	4	19	0	4	77	9.6		
24	BURRUS, Antwan	8-7	222	27.8	32-74	.432	0-0	.000	11-13	.846	24	31	55	6.9	19	1	7	10	4	4	75	9.4		
21	VANDER POL, Joel	8-2	136	17.0	16-28	.571	0-0	.000	26-37	.703	14	24	38	4.8	24	1	0	7	6	2	58	7.3		
13	GIELO, Tomasz	6-4	96	16.0	8-19	.421	0-2	.000	2-2	1.000	7	7	14	2.3	6	0	0	5	2	0	18	3.0		
15	LAYER, Ethan	7-0	41	5.9	4-16	.250	4-15	.267	2-4	.500	0	1	1	0.1	8	0	2	1	0	1	14	2.0		
31	BAIRD, Stephen	6-0	22	3.7	4-4	1.000	2-2	1.000	1-2	.500	1	0	1	0.2	0	0	0	0	0	0	11	1.8		
02	PHILLIPS, Chene	8-1	63	7.9	3-13	.231	0-2	.000	7-10	.700	0	6	6	0.8	15	1	9	6	0	2	13	1.6		
11	SMITH, Andrew	5-0	15	3.0	3-4	.750	0-0	.000	0-1	.000	1	3	4	0.8	3	0	1	2	0	0	6	1.2		
03	AIKENS, Walt	3-0	10	3.3	0-1	.000	0-0	.000	0-0	.000	0	0	0	0.0	1	0	0	0	0	0	0	0.0		
01	HOYT, Tanner	2-0	2	1.0	0-1	.000	0-1	.000	0-0	.000	0	0	0	0.0	0	0	0	0	0	0	0	0.0		
05	ASSINESI, Kelly	5-0	9	1.8	0-1	.000	0-1	.000	0-0	.000	0	0	0	0.0	1	0	1	0	0	0	0	0.0		
23	GLIEDMAN, Hart	1-0	4	4.0	0-1	.000	0-0	.000	0-0	.000	0	0	0	0.0	2	0	0	0	0	0	0	0.0		
Team											12	13	25											
Total.....		8	1625		199-470	.423	27-95	.284	119-167	.713	96	193	289	36.1	159	5	107	96	12	29	544	68.0		
Opponents.....		8	1625		218-453	.481	60-168	.357	119-178	.669	77	204	281	35.1	151	-	117	87	27	47	615	76.9		

TEAM STATISTICS	LIBERTY	OPP	Date	Opponent	Score	Att.
SCORING	544	615	* 12-01-11	at Campbell	L 82-96	1680
Points per game	68.0	76.9	* 12-03-11	at Coastal Carolina	L 68-78	1039
Scoring margin	-8.9	-	* 12-31-11	vs Charleston Southern	L 76-81	358
FIELD GOALS-ATT	199-470	218-453	* 01-02-12	PRESBYTERIAN COLLEGE	L 56-63	475
Field goal pct	.423	.481	* 01-07-12	at UNC Asheville	L 75-98	1569
3 POINT FG-ATT	27-95	60-168	* 01-10-12	at VMI	L 57-71	2361
3-point FG pct	.284	.357	* 01-12-12	RADFORD	W 69-64	908
3-pt FG made per game	3.4	7.5	* 01-14-12	WINTHROP	Lot 61-64	1346
FREE THROWS-ATT	119-167	119-178	* = Conference game			
Free throw pct	.713	.669				
F-Throws made per game	14.9	14.9				
REBOUNDS	289	281				
Rebounds per game	36.1	35.1				
Rebounding margin	+1.0	-				
ASSISTS	107	117				
Assists per game	13.4	14.6				
TURNOVERS	96	87				
Turnovers per game	12.0	10.9				
Turnover margin	-1.1	-				
Assist/turnover ratio	1.1	1.3				
STEALS	29	47				
Steals per game	3.6	5.9				
BLOCKS	12	27				
Blocks per game	1.5	3.4				
ATTENDANCE	2729	7007				
Home games-Avg/Game	3-910	4-1662				
Neutral site-Avg/Game	-	1-358				

Score by Periods	1st	2nd	OT	Totals
Liberty	261	276	7	544
Opponents	299	306	10	615

2011-12 Liberty Men's Basketball
 Liberty Team Game-by-Game Comparison (as of Jan 20, 2012)
 All games

Opponent	1st	2nd	Score	Mar	Total FG	FG Pct	3-Pointers	3FG Pct	Free Throws	FT Pct	Rebounds	Assist	T/Over	Block	Steal	Fouls
Texas A&M	14/37	45/44	59-81	(22)	21-63/34-52	.333/.654	5-21/1-7	.238/.143	12-15/12-22	.800/.545	29/39 (10)	16/21	10/13	0/4	4/4	21/17
RANDOLPH COLLEGE	44/23	37/35	81-58	+23	32-59/19-50	.542/.380	5-15/7-15	.333/.467	12-23/13-20	.522/.650	42/26 +16	19/8	17/20	5/2	10/8	21/17
William & Mary	35/28	40/44	75-72	+3	29-59/25-54	.492/.463	4-12/10-21	.333/.476	13-19/12-16	.684/.750	35/29 +6	16/11	12/16	0/4	8/6	16/18
EASTERN KENTUCKY	28/28	37/45	65-73	(8)	27-57/27-57	.474/.474	2-11/10-22	.182/.455	9-13/9-9	.692/1000	29/33 (4)	11/19	12/13	1/3	6/10	14/14
LEHIGH	35/43	45/47	80-90	(10)	28-65/31-58	.431/.534	4-12/6-17	.333/.353	20-27/22-27	.741/.815	36/31 +5	18/18	11/11	2/4	6/6	23/18
WILLIAM & MARY	26/29	38/36	64-65	(1)	22-54/21-57	.407/.368	3-12/7-27	.250/.259	17-23/16-23	.739/.696	38/36 +2	14/10	10/7	2/2	6/5	20/19
Georgia State	28/37	22/35	50-72	(22)	19-59/24-50	.322/.480	1-11/8-19	.091/.421	11-17/16-22	.647/.727	34/38 (4)	11/17	11/11	3/9	7/7	19/15
Campbell	41/45	41/51	82-96	(14)	27-63/30-54	.429/.556	4-14/4-10	.286/.400	24-33/32-43	.727/.744	34/34 -	19/19	12/11	2/6	4/6	33/27
Coastal Carolina	36/43	32/35	68-78	(10)	27-65/27-54	.415/.500	3-12/8-18	.250/.444	11-18/16-21	.611/.762	37/35 +2	13/16	12/15	1/6	3/5	19/21
UNC WILMINGTON	31/36	37/41	68-77	(9)	26-61/31-67	.426/.463	4-18/4-25	.222/.160	12-20/11-14	.600/.786	35/45 (10)	14/20	17/19	4/6	6/8	16/17
VIRGINIA INTERMONT	29/30	49/30	78-60	+18	30-60/23-62	.500/.371	2-11/8-21	.182/.381	16-25/6-9	.640/.667	44/30 +14	18/8	12/13	4/5	11/7	17/20
HAMPTON	34/27	40/38	74-65	+9	25-54/22-52	.463/.423	6-14/9-24	.429/.375	18-18/12-16	1000/.750	32/30 +2	16/14	10/16	3/1	6/4	16/18
MONTREAT	41/27	50/46	91-73	+18	30-56/28-63	.536/.444	6-15/11-27	.400/.407	25-37/6-11	.676/.545	42/26 +16	21/17	14/16	3/0	13/6	17/23
RICHMOND	29/33	32/44	61-77	(16)	25-46/27-51	.543/.529	2-9/8-22	.222/.364	9-12/15-21	.750/.714	28/23 +5	11/14	15/6	2/2	0/6	17/15
Charleston Southern	38/44	38/37	76-81	(5)	28-63/26-54	.444/.481	2-12/4-18	.167/.222	18-28/25-37	.643/.676	37/36 +1	13/10	11/13	1/4	4/6	25/23
PRESBYTERIAN COLLEGE	35/35	21/28	56-63	(7)	24-46/24-54	.522/.444	2-6/5-20	.333/.250	6-10/10-16	.600/.625	29/31 (2)	13/15	10/4	2/0	3/4	16/9
UNC Asheville	34/44	41/54	75-98	(23)	29-64/36-58	.453/.621	7-19/15-29	.368/.517	10-13/11-14	.769/.786	31/30 +1	16/26	15/14	0/6	4/9	15/11
VMI	24/31	33/40	57-71	(14)	23-61/28-62	.377/.452	2-11/9-31	.182/.290	9-11/6-9	.818/.667	37/38 (1)	10/12	11/9	0/1	5/5	11/12
RADFORD	31/34	38/30	69-64	+5	19-52/22-58	.365/.379	1-4/11-26	.250/.423	30-36/9-17	.833/.529	47/31 +16	8/11	13/9	3/2	2/5	19/29
WINTHROP	22/23	32/31	61-64	(3)	22-56/25-59	.393/.424	6-17/4-16	.353/.250	11-18/10-21	.611/.476	37/46 (9)	15/8	12/12	3/2	4/7	21/19

Note: Game totals are displayed in the format TEAM/OPPONENT for each category

2011-12 Liberty Men's Basketball
 Liberty Team High/Low Analysis (as of Jan 20, 2012)
 All games

Liberty - TEAM GAME HIGHS

POINTS	91		MONTREAT (12-20-11)
	82		at Campbell (12-01-11)
	81		RANDOLPH COLLEGE (11-11-11)
	80		LEHIGH (11-19-11)
	78		VIRGINIA INTERMONT (12-10-11)
FIELD GOALS MADE	32		RANDOLPH COLLEGE (11-11-11)
	30		MONTREAT (12-20-11)
	30		VIRGINIA INTERMONT (12-10-11)
FIELD GOAL ATTEMPTS	65		at Coastal Carolina (12-03-11)
	65		LEHIGH (11-19-11)
FIELD GOAL PERCENTAGE	.543	(25-46)	at RICHMOND (12-28-11)
	.542	(32-59)	RANDOLPH COLLEGE (11-11-11)
3 PT FIELD GOALS MADE	7		at UNC Asheville (01-07-12)
	6		WINTHROP (01-14-12)
	6		MONTREAT (12-20-11)
	6		HAMPTON (12-17-11)
3 PT FG ATTEMPTS	21		at Texas A&M (11-09-11)
	19		at UNC Asheville (01-07-12)
3 PT FG PERCENTAGE	.429	(6-14)	HAMPTON (12-17-11)
	.400	(6-15)	MONTREAT (12-20-11)
FREE THROWS MADE	30		RADFORD (01-12-12)
	25		MONTREAT (12-20-11)
FREE THROW ATTEMPTS	37		MONTREAT (12-20-11)
	36		RADFORD (01-12-12)
FREE THROW PERCENTAGE	1.000	(18-18)	HAMPTON (12-17-11)
	.833	(30-36)	RADFORD (01-12-12)
REBOUNDS	47		RADFORD (01-12-12)
	44		VIRGINIA INTERMONT (12-10-11)
ASSISTS	21		MONTREAT (12-20-11)
	19		at Campbell (12-01-11)
	19		RANDOLPH COLLEGE (11-11-11)
STEALS	13		MONTREAT (12-20-11)
	11		VIRGINIA INTERMONT (12-10-11)
BLOCKED SHOTS	5		RANDOLPH COLLEGE (11-11-11)
	4		VIRGINIA INTERMONT (12-10-11)
	4		UNC WILMINGTON (12-06-11)
TURNOVERS	17		UNC WILMINGTON (12-06-11)
	17		RANDOLPH COLLEGE (11-11-11)
FOULS	33		at Campbell (12-01-11)
	25		vs Charleston Southern (12-31-11)

2011-12 Liberty Men's Basketball
 Liberty High/Low Analysis (as of Jan 20, 2012)
 All games

Opponent - GAME HIGHS

POINTS	98		at UNC Asheville (01-07-12)
	96		at Campbell (12-01-11)
	90		LEHIGH (11-19-11)
	81		vs Charleston Southern (12-31-11)
	81		at Texas A&M (11-09-11)
FIELD GOALS MADE	36		at UNC Asheville (01-07-12)
	34		at Texas A&M (11-09-11)
FIELD GOAL ATTEMPTS	67		UNC WILMINGTON (12-06-11)
	63		MONTREAT (12-20-11)
FIELD GOAL PERCENTAGE	.654	(34-52)	at Texas A&M (11-09-11)
	.621	(36-58)	at UNC Asheville (01-07-12)
3 PT FIELD GOALS MADE	15		at UNC Asheville (01-07-12)
	11		RADFORD (01-12-12)
	11		MONTREAT (12-20-11)
3 PT FG ATTEMPTS	31		at VMI (01-10-12)
	29		at UNC Asheville (01-07-12)
3 PT FG PERCENTAGE	.517	(15-29)	at UNC Asheville (01-07-12)
	.476	(10-21)	at William & Mary (11-14-11)
FREE THROWS MADE	32		at Campbell (12-01-11)
	25		vs Charleston Southern (12-31-11)
FREE THROW ATTEMPTS	43		at Campbell (12-01-11)
	37		vs Charleston Southern (12-31-11)
FREE THROW PERCENTAGE	1.000	(9-9)	EASTERN KENTUCKY (11-18-11)
	.815	(22-27)	LEHIGH (11-19-11)
REBOUNDS	46		WINTHROP (01-14-12)
	45		UNC WILMINGTON (12-06-11)
ASSISTS	26		at UNC Asheville (01-07-12)
	21		at Texas A&M (11-09-11)
STEALS	10		EASTERN KENTUCKY (11-18-11)
	9		at UNC Asheville (01-07-12)
BLOCKED SHOTS	9		at Georgia State (11-26-11)
	6		at UNC Asheville (01-07-12)
	6		UNC WILMINGTON (12-06-11)
	6		at Coastal Carolina (12-03-11)
	6		at Campbell (12-01-11)
TURNOVERS	20		RANDOLPH COLLEGE (11-11-11)
	19		UNC WILMINGTON (12-06-11)
FOULS	29		RADFORD (01-12-12)
	27		at Campbell (12-01-11)

2011-12 Liberty Men's Basketball
 Liberty High/Low Analysis (as of Jan 20, 2012)
 All games

Liberty - GAME LOWS

POINTS	50		at Georgia State (11-26-11)
	56		PRESBYTERIAN COLLEGE (01-02-12)
	57		at VMI (01-10-12)
	59		at Texas A&M (11-09-11)
	61		at RICHMOND (12-28-11)
	61		WINTHROP (01-14-12)
FIELD GOALS MADE	19		at Georgia State (11-26-11)
	19		RADFORD (01-12-12)
FIELD GOAL ATTEMPTS	46		at RICHMOND (12-28-11)
	46		PRESBYTERIAN COLLEGE (01-02-12)
FIELD GOAL PERCENTAGE	.322	(19-59)	at Georgia State (11-26-11)
	.333	(21-63)	at Texas A&M (11-09-11)
3 PT FIELD GOALS MADE	1		at Georgia State (11-26-11)
	1		RADFORD (01-12-12)
3 PT FG ATTEMPTS	4		RADFORD (01-12-12)
	6		PRESBYTERIAN COLLEGE (01-02-12)
3 PT FG PERCENTAGE	.091	(1-11)	at Georgia State (11-26-11)
	.167	(2-12)	vs Charleston Southern (12-31-11)
FREE THROWS MADE	6		PRESBYTERIAN COLLEGE (01-02-12)
	9		EASTERN KENTUCKY (11-18-11)
	9		at RICHMOND (12-28-11)
	9		at VMI (01-10-12)
FREE THROW ATTEMPTS	10		PRESBYTERIAN COLLEGE (01-02-12)
	11		at VMI (01-10-12)
FREE THROW PERCENTAGE	.522	(12-23)	RANDOLPH COLLEGE (11-11-11)
	.600	(6-10)	PRESBYTERIAN COLLEGE (01-02-12)
	.600	(12-20)	UNC WILMINGTON (12-06-11)
REBOUNDS	28		at RICHMOND (12-28-11)
	29		at Texas A&M (11-09-11)
	29		EASTERN KENTUCKY (11-18-11)
	29		PRESBYTERIAN COLLEGE (01-02-12)
ASSISTS	8		RADFORD (01-12-12)
	10		at VMI (01-10-12)
STEALS	0		at RICHMOND (12-28-11)
	2		RADFORD (01-12-12)
BLOCKED SHOTS	0		at Texas A&M (11-09-11)
	0		at William & Mary (11-14-11)
	0		at UNC Asheville (01-07-12)
	0		at VMI (01-10-12)
TURNOVERS	10		at Texas A&M (11-09-11)
	10		WILLIAM & MARY (11-20-11)
	10		HAMPTON (12-17-11)
	10		PRESBYTERIAN COLLEGE (01-02-12)
FOULS	11		at VMI (01-10-12)
	14		EASTERN KENTUCKY (11-18-11)

2011-12 Liberty Men's Basketball
 Liberty High/Low Analysis (as of Jan 20, 2012)
 All games

Opponent - GAME LOWS

POINTS	58		RANDOLPH COLLEGE (11-11-11)
	60		VIRGINIA INTERMONT (12-10-11)
	63		PRESBYTERIAN COLLEGE (01-02-12)
	64		RADFORD (01-12-12)
	64		WINTHROP (01-14-12)
FIELD GOALS MADE	19		RANDOLPH COLLEGE (11-11-11)
	21		WILLIAM & MARY (11-20-11)
FIELD GOAL ATTEMPTS	50		RANDOLPH COLLEGE (11-11-11)
	50		at Georgia State (11-26-11)
FIELD GOAL PERCENTAGE	.368	(21-57)	WILLIAM & MARY (11-20-11)
	.371	(23-62)	VIRGINIA INTERMONT (12-10-11)
3 PT FIELD GOALS MADE	1		at Texas A&M (11-09-11)
	4		at Campbell (12-01-11)
	4		UNC WILMINGTON (12-06-11)
	4		vs Charleston Southern (12-31-11)
	4		WINTHROP (01-14-12)
3 PT FG ATTEMPTS	7		at Texas A&M (11-09-11)
	10		at Campbell (12-01-11)
3 PT FG PERCENTAGE	.143	(1-7)	at Texas A&M (11-09-11)
	.160	(4-25)	UNC WILMINGTON (12-06-11)
FREE THROWS MADE	6		VIRGINIA INTERMONT (12-10-11)
	6		MONTREAT (12-20-11)
	6		at VMI (01-10-12)
FREE THROW ATTEMPTS	9		EASTERN KENTUCKY (11-18-11)
	9		VIRGINIA INTERMONT (12-10-11)
	9		at VMI (01-10-12)
FREE THROW PERCENTAGE	.476	(10-21)	WINTHROP (01-14-12)
	.529	(9-17)	RADFORD (01-12-12)
REBOUNDS	23		at RICHMOND (12-28-11)
	26		RANDOLPH COLLEGE (11-11-11)
	26		MONTREAT (12-20-11)
ASSISTS	8		RANDOLPH COLLEGE (11-11-11)
	8		VIRGINIA INTERMONT (12-10-11)
	8		WINTHROP (01-14-12)
STEALS	4		at Texas A&M (11-09-11)
	4		HAMPTON (12-17-11)
	4		PRESBYTERIAN COLLEGE (01-02-12)
BLOCKED SHOTS	0		MONTREAT (12-20-11)
	0		PRESBYTERIAN COLLEGE (01-02-12)
TURNOVERS	4		PRESBYTERIAN COLLEGE (01-02-12)
	6		at RICHMOND (12-28-11)
FOULS	9		PRESBYTERIAN COLLEGE (01-02-12)
	11		at UNC Asheville (01-07-12)

2011-12 Liberty Men's Basketball
 Liberty Player High/Low Analysis (as of Jan 20, 2012)
 All games

Liberty - I N D I V I D U A L G A M E H I G H S

Points	22		SANDERS, Jesse vs Hampton (12-17-11)
	20		SANDERS, Jesse vs Charleston Southern (12-31-11)
	20		SANDERS, John Caleb vs Montreat (12-20-11)
	20		VANDER POL, Joel at Campbell (12-01-11)
	20		MINAYA, David at William & Mary (11-14-11)
Field Goals Made	8		BURRUS, Antwan vs Virginia Intermont (12-10-11)
	8		SANDERS, John Caleb vs Lehigh (11-19-11)
	8		MINAYA, David vs Eastern Kentucky (11-18-11)
Field Goal Att.	16		MINAYA, David vs Radford (01-12-12)
	16		SPEAKS, Tavares at Georgia State (11-26-11)
	16		MINAYA, David vs Lehigh (11-19-11)
FG Pct (min 5 made)	1.000	(5-5)	BURRUS, Antwan vs Randolph College (11-11-11)
	.857	(6-7)	SANDERS, John Caleb at UNC Asheville (01-07-12)
	.857	(6-7)	SANDERS, Jesse vs UNC Wilmington (12-06-11)
3-Point FG Made	4		SANDERS, John Caleb at UNC Asheville (01-07-12)
	4		SANDERS, John Caleb vs Randolph College (11-11-11)
3-Point FG Att.	10		SANDERS, John Caleb at Texas A&M (11-09-11)
	8		SANDERS, John Caleb vs Charleston Southern (12-31-11)
	8		SANDERS, John Caleb at William & Mary (11-14-11)
3-Pt FG Pct (min 2 made)	1.000	(2-2)	BAIRD, Stephen vs Montreat (12-20-11)
	1.000	(2-2)	SANDERS, Jesse vs Hampton (12-17-11)
Free Throws Made	13		SANDERS, Jesse vs Radford (01-12-12)
	10		VANDER POL, Joel at Campbell (12-01-11)
Free Throw Att.	15		SANDERS, Jesse vs Radford (01-12-12)
	13		SANDERS, Jesse vs Charleston Southern (12-31-11)
	13		VANDER POL, Joel at Campbell (12-01-11)
FT Pct (min 3 made)	1.000	(8-8)	SANDERS, Jesse vs Hampton (12-17-11)
	1.000	(6-6)	MINAYA, David vs Radford (01-12-12)
	1.000	(6-6)	SANDERS, Jesse vs Virginia Intermont (12-10-11)
	1.000	(6-6)	SANDERS, Jesse vs Lehigh (11-19-11)
	1.000	(5-5)	SANDERS, John Caleb vs Montreat (12-20-11)
	1.000	(4-4)	VANDER POL, Joel vs Charleston Southern (12-31-11)
	1.000	(4-4)	SANDERS, Jesse vs Montreat (12-20-11)
	1.000	(4-4)	SPEAKS, Tavares vs Hampton (12-17-11)
	1.000	(4-4)	SANDERS, John Caleb vs Hampton (12-17-11)
	1.000	(3-3)	SANDERS, Jesse vs Presbyterian College (01-02-12)
	1.000	(3-3)	BURRUS, Antwan vs Charleston Southern (12-31-11)
	1.000	(3-3)	SPEAKS, Tavares vs Virginia Intermont (12-10-11)
	1.000	(3-3)	SANDERS, John Caleb at Texas A&M (11-09-11)
Rebounds	13		SANDERS, Jesse vs UNC Wilmington (12-06-11)
	12		SANDERS, Jesse vs Presbyterian College (01-02-12)
	12		SANDERS, Jesse vs Virginia Intermont (12-10-11)
	12		SANDERS, Jesse vs William & Mary (11-20-11)
Assists	16		SANDERS, Jesse vs Montreat (12-20-11)
	10		SANDERS, Jesse at UNC Asheville (01-07-12)
	10		SANDERS, Jesse at Coastal Carolina (12-03-11)
	10		SANDERS, Jesse vs Lehigh (11-19-11)
Steals	4		MINAYA, David at VMI (01-10-12)
	4		SANDERS, John Caleb vs Virginia Intermont (12-10-11)
Blocked Shots	2		VANDER POL, Joel vs Winthrop (01-14-12)
	2		BURRUS, Antwan vs Radford (01-12-12)
	2		SMITH, Andrew at RICHMOND (12-28-11)
	2		BURRUS, Antwan vs Hampton (12-17-11)

	2	BURRUS, Antwan vs UNC Wilmington (12-06-11)
	2	VANDER POL, Joel vs UNC Wilmington (12-06-11)
	2	VANDER POL, Joel at Campbell (12-01-11)
	2	BURRUS, Antwan at Georgia State (11-26-11)
	2	BURRUS, Antwan vs William & Mary (11-20-11)
	2	BURRUS, Antwan vs Randolph College (11-11-11)
Turnovers	6	SANDERS, Jesse vs UNC Wilmington (12-06-11)
	5	SANDERS, John Caleb vs Charleston Southern (12-31-11)
	5	BURRUS, Antwan vs Eastern Kentucky (11-18-11)
Fouls	5	BURRUS, Antwan vs Radford (01-12-12)
	5	VANDER POL, Joel vs Radford (01-12-12)
	5	SANDERS, John Caleb vs Charleston Southern (12-31-11)
	5	PHILLIPS, Chene at Campbell (12-01-11)
	5	SPEAKS, Tavares at Campbell (12-01-11)

2011-12 Liberty Men's Basketball
 Liberty Opponent High/Low Analysis (as of Jan 20, 2012)
 All games

OPPONENT INDIVIDUAL GAME HIGHS

Points	32		McCollum, C.J. vs Lehigh (11-19-11)
	29		Rendleman, Keith vs UNC Wilmington (12-06-11)
	28		FREEMAN, Trey at Campbell (12-01-11)
	23		NIMLEY, Saah vs Charleston Southern (12-31-11)
	23		GRADNIGO, Chris at Coastal Carolina (12-03-11)
	23		Hamilton, Jordan vs Lehigh (11-19-11)
Field Goals Made	12		Rendleman, Keith vs UNC Wilmington (12-06-11)
	10		McCollum, C.J. vs Lehigh (11-19-11)
Field Goal Att.	19		Rendleman, Keith vs UNC Wilmington (12-06-11)
	16		MORRIS, Justin vs Virginia Intermont (12-10-11)
	16		GRADNIGO, Chris at Coastal Carolina (12-03-11)
	16		FREEMAN, Trey at Campbell (12-01-11)
	16		Thornton, Marcus vs William & Mary (11-20-11)
	16		McCollum, C.J. vs Lehigh (11-19-11)
FG Pct (min 5 made)	1.000	(6-6)	Ali, Jihad at Georgia State (11-26-11)
	.818	(9-11)	Turner, Ray at Texas A&M (11-09-11)
3-Point FG Made	6		PRIMM, J.P. at UNC Asheville (01-07-12)
	5		MORRIS, Justin vs Virginia Intermont (12-10-11)
	5		GRADNIGO, Chris at Coastal Carolina (12-03-11)
3-Point FG Att.	10		PRIMM, J.P. at UNC Asheville (01-07-12)
	10		MORRIS, Justin vs Virginia Intermont (12-10-11)
3-Pt FG Pct (min 2 made)	1.000	(4-4)	Ali, Jihad at Georgia State (11-26-11)
	1.000	(4-4)	Rum, Matt at William & Mary (11-14-11)
	1.000	(2-2)	LANE, Jaron at UNC Asheville (01-07-12)
	1.000	(2-2)	DJINKER, Josh at RICHMOND (12-28-11)
	1.000	(2-2)	RYAN, Andrew at Campbell (12-01-11)
	1.000	(2-2)	KNIPP, Timmy vs Eastern Kentucky (11-18-11)
	1.000	(2-2)	Brown, Kendrix at William & Mary (11-14-11)
Free Throws Made	15		NIMLEY, Saah vs Charleston Southern (12-31-11)
	9		FREEMAN, Trey at Campbell (12-01-11)
	9		McCollum, C.J. vs Lehigh (11-19-11)
Free Throw Att.	17		NIMLEY, Saah vs Charleston Southern (12-31-11)
	12		FREEMAN, Trey at Campbell (12-01-11)
FT Pct (min 3 made)	1.000	(9-9)	McCollum, C.J. vs Lehigh (11-19-11)
	1.000	(6-6)	White, Devonta at Georgia State (11-26-11)
	1.000	(5-5)	DESGAIN, Zach vs Randolph College (11-11-11)
	1.000	(4-4)	DICKEY, Matt at UNC Asheville (01-07-12)
	1.000	(4-4)	BROTHERS, Darien at RICHMOND (12-28-11)
	1.000	(4-4)	Turner, Elston at Texas A&M (11-09-11)
	1.000	(3-3)	LANE, Jaron at UNC Asheville (01-07-12)
	1.000	(3-3)	DiNUNNO, Mike vs Eastern Kentucky (11-18-11)
Rebounds	12		MARTIN, Kelvin vs Charleston Southern (12-31-11)
	11		Rendleman, Keith vs UNC Wilmington (12-06-11)
Assists	8		WASHINGTON, Eric vs Presbyterian College (01-02-12)
	6		PRIMM, J.P. at UNC Asheville (01-07-12)
	6		Jackson, Freddie vs UNC Wilmington (12-06-11)
	6		Morales, Donte vs UNC Wilmington (12-06-11)
	6		CELESTIN, Amir at Campbell (12-01-11)
	6		Fields, James at Georgia State (11-26-11)
	6		Branch, Jamal at Texas A&M (11-09-11)
Steals	4		GABRIEL, Keith at VMI (01-10-12)
	3		ROBBINS, Greg at RICHMOND (12-28-11)
	3		Rendleman, Keith vs UNC Wilmington (12-06-11)

	3	FERGUSON, Rico at Campbell (12-01-11)
	3	Brown, Kendrix vs William & Mary (11-20-11)
	3	Hamilton, Jordan vs Lehigh (11-19-11)
	3	RIGGS, D'Mitri vs Eastern Kentucky (11-18-11)
Blocked Shots	7	Buckner, Eric at Georgia State (11-26-11)
	3	STEPHENSON, Chris at UNC Asheville (01-07-12)
	3	HART, Joshua vs Virginia Intermont (12-10-11)
	3	MCLAURIN, Sam at Coastal Carolina (12-03-11)
	3	GRADNIGO, Chris at Coastal Carolina (12-03-11)
	3	GRIFFIN, Eric at Campbell (12-01-11)
Turnovers	6	Britt, Brandon at William & Mary (11-14-11)
	6	EHILEGBU, Mike vs Randolph College (11-11-11)
Fouls	5	CERRAH, Tolga vs Radford (01-12-12)
	5	DOCKERY, Brandon vs Montreat (12-20-11)
	5	FERGUSON, Rico at Campbell (12-01-11)
	5	CELESTIN, Amir at Campbell (12-01-11)
	5	Schalk, Tom vs William & Mary (11-20-11)