

**2011-12 Liberty
Men's Basketball
Quick Facts**

General Information

Name of School..... Liberty University
City/Zip Lynchburg, Va. 24502
Founded 1971
Enrollment 12,200
Nickname Flames
School Colors Red, White & Blue
Home Arena..... Vines Center
Capacity..... 8,085
Affiliation NCAA Division I
Conference Big South
Founder Dr. Jerry Falwell
Chancellor Jerry Falwell, Jr.
Director of Athletics..... Jeff Barber
Athletics Dept. Phone..... (434) 582-2100

Men's Basketball Information

Head Coach..... Dale Layer
Alma Mater Eckerd, '80
Record at School 38-37 (Third Year)
Career Record..... 308-230 (19th Year)
Assistant Coaches
...Jason Eaker (Texas-Pan American, '04)
.....Matt Olinger (Liberty, '08)
..... Brian Joyce (Oklahoma Christian, '95)
Certified Athletic Trainer
..... Aaron Schreiner (Taylor, '02)

History

First Season of Basketball..... 1972-73
All-Time Record 562-592
NCAA Tournament Appearances..... 2
Last NCAA Appearance 2004
Opponent..... St. Joseph's
Result L/82-63 (First Round)
Final/Highest Ranking N/A
Final 2010-11 Record 19-13
Conference Record/Finish..... 13-5/2nd
Starters Returning/Lost..... 4/1
Letterwinners Returning/Lost..... 6/1
Newcomers..... 6

Athletics Communications Info.

Asst. AD - Communications
..... Todd Wetmore
SID Office Phone (434) 582-2292
Cell Phone (434) 841-8974
Email Address..... twetmore@liberty.edu
Assoc. Director Ryan Bomberger
Cell Phone (434) 221-5576
Email Address..... rbomberger@liberty.edu
Asst. Director Paul Carmany
Cell Phone (434) 221-5575
Email Address..... pjcarmany@liberty.edu
Asst. Director Eric Brown
Cell Phone (434) 221-8817
Email Address..... eqbrown@liberty.edu
Asst. Director Joe Carmany
Cell Phone (434) 534-4325
Email Address..... jacarmany@liberty.edu
MBB Contact Eric Brown
Ath. Comm. Fax..... (434) 582-2076
Website..... LibertyFlames.com

Media Information

Radio

Station WRVL (88.3 FM)
Play-By-Play Alan York

Television

Station Flames Sports Network
Play-by-Play Mike Tilley
Color..... Matt Hildebrand

Game No. 13 - Dec. 20, 2011



**Montreat CAVALIERS
(4-7, 0-1 AAC)**

at



**Liberty FLAMES
(4-8, 0-2 Big South)**

Lynchburg, Va. - Vines Center - 7 p.m.

The Game

Fresh off a win over Hampton, the Liberty men's basketball team is looking for three in a row on Tuesday. Dale Layer's squad will match up with NAIA member Montreat of the Appalachian Athletic Conference. The Flames are 6-0 all-time against the Cavaliers, with their last victory occurring on Nov. 14, 2008 (97-77). Senior point guard Jesse Sanders, who made his Liberty debut in that game, looks to become the 22nd member of Liberty's 1,000 point-club, needing just 10 tallies heading into Tuesday's meeting. Tipoff for the contest is slated for 7 p.m.

Recent Results

The Liberty men's basketball team picked up a key non-conference win, defeating Hampton inside the Vines Center, Saturday night, 74-65.

Liberty's victory over the Pirates is its first at home versus Hampton and ties the all-time series at 2-2. With the victory, the Flames move to 4-8 overall on the season, while Hampton falls to 4-7 on the season.

Jesse Sanders led all scorers with a season-high 22 points, adding nine assists and seven rebounds. David Bruce finished with 20 points and nine rebounds for the Pirates, followed by Mike Tuitt, who added 14 tallies. Liberty's defense held Pirates leading scorer Darrion Pellow, who was averaging 19.4 ppg coming into the game, to a season-low six points.

In addition to the win, the Flames set a new Vines Center record, going 18-of-18 (1.000) from the free throw line.

Watch and Listen to the Flames

Liberty's clash with the Cavaliers will be broadcast live on the Liberty Channel. Mike Tilley will serve as the play-by-play announcer, while Matt Hildebrand will handle color commentary. The game will also be video streamed live on the Big South Network.

There will be a Flames Sports Network radio broadcast (flagship WRVL 88.3 FM) for Saturday's contest, with Alan York providing the play-by-play. In addition to the radio broadcast, an Internet audio broadcast on LibertyFlames.com will be available.

Liberty's Probable Starters

No.	Name	Pos.	Ht.	Wt.	Yr.	PPG	RPG	Other Stats
25	Jesse Sanders	G	6-3	200	Sr.	12.8	8.3	7.8 apg
22	Tavares Speaks	G	6-4	185	Jr.	12.6	2.5	48.5 FG%
33	John Caleb Sanders	G	6-0	180	So.	11.5	3.1	18 3FG Made
24	Antwan Burrus	F	6-6	220	Jr.	10.2	6.3	53.5 FG%
31	Stephen Baird	F	6-8	220	R-Fr.	2.6	1.4	3 blocks

Reserves

1	Tanner Hoyt	G	6-6	185	Sr.	0.0	0.3	--
2	Chene Phillips	G	6-2	170	So.	2.6	3.2	81.3 FT%
5	Kelly Assinesi	G	6-0	170	Fr.	0.4	0.0	--
11	Andrew Smith	F	6-9	220	Fr.	0.0	0.0	--
13	Tomasz Gielo	F	6-9	220	Fr.	9.0	1.0	1 GP, 4-5 FG
14	David Minaya	G	6-6	205	R-Sr.	12.4	4.4	40.2 FG%
15	Ethan Layer	G	6-1	160	Fr.	2.6	0.3	33.3 3FG%
23	Hart Gliedman	F	6-5	210	R-Fr.	0.4	0.4	--

2011-12 Liberty Men's Basketball Schedule/Results

Overall: 4-8
Big South: 0-2

11/9 at No. 19 Texas A&M (2K Sports) L/59-81
11/11 **RANDOLPH COLLEGE** W/81-58
11/14 at William & Mary W/75-72

2K Sports Classic (Lynchburg Subregional)

11/18 **EASTERN KENTUCKY**^# L/65-73
11/19 **LEHIGH**# L/80-90
11/20 **WILLIAM & MARY**^# L/64-65

11/26 at Georgia State L/50-72
12/1 at Campbell *# L/82-96
12/3 at Coastal Carolina*# L/68-78
12/6 **UNC WILMINGTON**^#& L/68-77
12/10 **VIRGINIA INTERMONT**^# W/78-60
12/17 **HAMPTON**^#& W, 74-65
12/20 **MONTREAT**^# 7 p.m.
12/28 at Richmond 7 p.m.
12/31 **CHARLESTON SOUTHERN** * 2 p.m.
1/2 **PRESBYTERIAN COLLEGE** ^*#& 7 p.m.
1/7 at UNC Asheville *# 4:30 p.m.
1/10 at VMI ^^# 7 p.m.
1/12 **RADFORD** ^^#& 7 p.m.
1/14 **WINTHROP** ^^#& 7 p.m.
1/21 at High Point *# 7 p.m.
1/26 at Winthrop *# 7 p.m.
1/28 at Radford ^*#& 4 p.m.
2/2 **GARDNER-WEBB** ^*#& 7 p.m.
2/4 **UNC ASHEVILLE** ^*#& 7 p.m.
2/9 at Charleston Southern *# 7:30 p.m.
2/11 at Presbyterian College *# 7 p.m.
2/14 **VMI**^*#& 7 p.m.
2/18 at ESPNU BracketBusters TBA
2/23 **COASTAL CAROLINA** ^*#& 7 p.m.
2/25 **CAMPBELL**^*#& 7 p.m.

Big South MBB Championship

2/27 First Round (Higher Seeds) 7 p.m.
2/29 Quarterfinals (Season Champ) 12-8 p.m.
3/1 Semifinals (Season Champ)! 6/8 p.m.
3/3 Finals (Higher Seed)\$ 4 p.m.

Home Games in BOLD CAPS

* - Big South Conference Game

All times are Eastern Standard Time

^ - Broadcast on Flames Sports Network

- Broadcast on Big South Network

& - Broadcast on MASN

! - Broadcast on ESPNU

\$ - Broadcast on ESPN 2



Head Coach Dale Layer



Record at Liberty: 38-37 (Third Year)
Career Record: 308-230 (19th Year)

2010-11 Big South Coach of the Year

Mountain West Conference Championship: 2003

1 NCAA Division I Tournament Appearance: 2003

2 NCAA Division II Tournament Appearances: 1996 (Sweet 16), 1998

Liberty head men's basketball coach Dale Layer became the program's eighth head coach on April 8, 2009, returning to Liberty Mountain after previously serving as an assistant coach for the Flames during the 2007-08 season.

Layer and the Flames are coming off a solid season, finishing the 2010-11 campaign with a 19-13 record and a 13-5 posting in the Big South Conference. Liberty's win total among conference opponents set a new standard for most Big South wins in a single season, surpassing the previous mark of 12.

Tabbed during the preseason to finish sixth in the Big South, the Flames proved to be the surprise of the season, clinching second place in the conference standings. The Flames record-setting run in conference play allowed Layer to become the first coach in program history to earn Big South Coach of the Year honors. The skipper was not the only member of the program to take home conference accolades this season, as Layer's pupil, junior point guard Jesse Sanders was voted Big South Player of the Year.

Layer is currently in his third head coaching stint and first since leaving Colorado State in 2007. Layer, 52, came to Liberty following a successful run as an assistant coach at BIG EAST member and nationally ranked Marquette in the 2008-09 season, where he worked with the guards. Layer helped the Eagles to a 25-10 record and a second round appearance in the NCAA Tournament despite lacking the full-time services of All-American Dominic James, who was injured near the end of the season.

Layer first served as an assistant at Liberty during the 2007-08 season, helping the Flames to their best regular-season finish since winning the 2004 Big South Championship.

Layer has also demonstrated the ability to develop a player's talent, including former Colorado State center Jason Smith. The seven-footer scored over 1,500 points for Layer's Rams during his three seasons with the program, before entering the NBA Draft following his junior campaign. Due to his development under Layer's tutelage, Smith was chosen with the 20th selection of the NBA Draft's first round by the Miami Heat in 2007.

His rights were later traded to the Philadelphia 76ers. When Smith graduated from high school, he was ranked as the 276th best player in his class and in three seasons under Layer, he developed into the 20th selection in the NBA Draft. In addition, several of Layer's recruiting classes at Colorado State were ranked among the top 40 nationally by various recruiting publications.

Layer has a career 307-230 record (18 years) as a head coach, including nine seasons at the helm of Queens in Charlotte, N.C. He also served as the athletics director while at the school and started the basketball program in 1989 from scratch at the formerly all women's institution. Layer's student-athletes have excelled in the classroom, too. In Layer's 18 seasons as a head coach, he has accompanied 46 seniors to be honored on senior night, and all 46 earned a college degree, a 100 percent graduation rate of all players who finish their eligibility.

After graduating from Eckerd in St. Petersburg, Fla., in 1980, Layer started his coaching career as an assistant under Jim Harley, his former coach. Before moving on to Queens, Layer spent seven of the next eight years at Eckerd except for the 1982-83 season, when he was an assistant at Eastern Kentucky.

Layer made the jump to Division I in 1998 when Ritchie McKay took the head coaching job at Colorado State and named him to his staff. During McKay's two seasons with the Rams, Layer helped lead Colorado State to the NIT Tournament in 1999, where they beat Mississippi State and Colorado, before falling to eventual champion, California.

While with the Rams, Layer had a 103-106 record, including a 17-13 mark in 2007. In 2003, Layer led Colorado State to the Mountain West Conference Championship and its first NCAA Tournament bid in 13 years, falling to Duke in the first round.

Among Layer's accomplishments, he also holds a place in two collegiate Hall of Fames. On May 12, 2011, he was inducted into the Eckerd Hall of Fame, where he still holds the basketball program's single-season assist record. Layer is also a member of the Queens University Hall of Fame, receiving the nod at the conclusion of the 2009-10 season.

**Top 50 Scorers
in Liberty History**

1. Karl Hess	2,373
2. Larry Blair	2,211
3. Bailey Alston	2,115
4. Mark Chafin	1,947
5. Steve Isaacs	1,777
6. Anthony Smith	1,754
7. Peter Aluma	1,715
8. Ed Vickers	1,658
9. Willard Deshazor	1,569
10. Larry Jackson	1,539
11. Matt Hildebrand	1,515
12. George Sweet	1,422
13. Chris Caldwell	1,391
14. Julius Nwosu	1,248
15. Greg McCauley	1,228
16. Eric Gordon	1,154
17. Kyle Ohman	1,141
18. Cliff Webber	1,100
19. Mike Coleman	1,065
20. Mike Goad	1,013
21. Mike Minett	1,001
22. Jesse Sanders	990
23. Alex McLean	954
24. Gabe Martin	890
25. Mark Reed	842
26. Brad Hamersley	831
27. Evan Gordon	820
28. David Dees	794
29. Jason Dixon	761
30. Charles Richardson	755
31. Ed Gomes	751
32. Delawn Grandison	713
33. Seth Curry	707
34. Rodney Harrison	689
35. Nathan Day	683
36. Jason Sarchet	658
37. Kenny Gunn	651
38. Erik Sorensen	623
39. Tim Scarborough	616
40. Barry Taylor	610
41. Vincent Okotie	588
42. Chris Toomer	583
43. Mark Swift	582
44. Mickey Baker	582
45. Keith Ferguson	576
46. Marcus White	567
47. David Minaya	555
48. Dave Denny	548
49. Jody Chapman	543
50. Antwan Burrus	531

Other Current Players:
John Caleb Sanders **264**



Series History

Series Record: Liberty leads, 6-0

Current Streak: Liberty is on a six game win streak

Liberty Series Record at the Vines Center: 6-0

Last Meeting: Liberty 97, Montreat 77 (Nov. 14, 2008)

Last Meeting at Liberty: Liberty 97, Montreat 77 (Nov. 14, 2008)

Coaching Matchup

Liberty Head Coach: Dale Layer

Overall Record (Seasons): 308-230 (19th Season)

Record at Liberty (Seasons): 38-37

Record vs. Montreat: 0-0

Montreat Head Coach: Lincoln Walters

Overall Record (Seasons): 12-28 (Second Season)

Record at Montreat (Seasons): Same

Record vs. Liberty: 0-0

Notes and Anecdotes

- The Flames opened the 2008-09 season against Montreat on Nov. 14, 2008, winning 97-77. In his Liberty debut, Seth Curry posted 23 points, seven steals, six assists and five rebounds. Curry's steals total tied a Vines Center record for thefts.

- Current Flames point guard Jesse Sanders also made his Liberty debut that night, posting nine points, six rebounds, three assists and one steal in 20 minutes of action. Sanders is the only current member of the Flames who played in the contest.

- Liberty enters Tuesday's contest with a 21-8 record all-time against current members of the Appalachian Athletic Conference (AAC). The Flames are 9-6 against Bluefield, 2-2 against Bryan, 6-0 against Montreat, 1-0 against Union College and 3-0 against Virginia Intermont.

- The Flames just recently faced another AAC squad, defeating Virginia Intermont on Dec. 10, 78-60. Antwan Burrus led the Flames with 19 points. Jesse Sanders finished with 12 points, 12 boards and nine assists.

LU	Statistical Comparison	MC
4-8	Record	4-7
43.5	Field Goal Percentage.....	47.3
47.1.....	Opponent Field Goal Percentage	51.3
26.4.....	Three-Point Field Goal Percentage.....	36.0
3.6.....	Three-Pointers Made Per Game	5.6
69.7.....	Free Throw Percentage.....	66.8
35.4.....	Rebound Average	31.8
33.8.....	Opponent Rebound Average	
+ 1.6	Rebound Differential	
70.3.....	Points Per Game	77.2
73.9.....	Points Allowed Per Game	87.4
- 3.6	Point Differential.....	- 10.2

LU	2011-12 Statistical Leaders	MC
Jesse Sanders (12.8 ppg)	Points.....	Dustin Harris (17.5 ppg)
Jesse Sanders (8.3 rpg)	Rebounds.....	Dustin Harris (7.2 rpg)
Jesse Sanders (7.8 apg)	Assists	Tyler Buff (3.5 apg)
Antwan Burrus (1.1 bpg).....	Blocks	Mutombo Yombo (1.7 bpg)
Tavares Speaks (1.7 spg).....	Steals.....	Tyler Buff (2.2 spg)
Antwan Burrus (53.5).....	Field Goal %	Dustin Harris (61.7)
Jesse Sanders (43.8)	3-Point Field Goal %	Tyler Buff (41.9)
David Minaya (83.3)	Free Throw %	Tyler Buff (89.5)

Big South Conference Update

Overall Standings

	W	L	Pct.
Coastal Carolina	9	1	.900
Campbell	8	3	.727
Charleston So.	6	4	.600
UNC Asheville	6	4	.600
Gardner-Webb	6	7	.462
VMI	5	6	.455
Presbyterian	4	5	.444
Winthrop	4	7	.364
Liberty	4	8	.333
High Point	3	7	.300
Radford	3	9	.250

Conference Standings

	W	L	Pct.
Coastal Carolina	2	0	1.000
Campbell	2	0	1.000
Charleston So.	2	0	1.000
UNC Asheville	1	0	1.000
Winthrop	1	1	.500
Gardner-Webb	1	1	.500
Presbyterian	1	1	.500
High Point	0	1	.000
Radford	0	2	.000
VMI	0	2	.000
Liberty	0	2	.000

Upcoming Schedule

Tuesday, Dec. 20

Montreat at Liberty, 7 p.m.
 Furman at Presbyterian, 7 p.m.
 Eastern Michigan at Radford, 7 p.m.
 Winthrop at Western Michigan, 7 p.m.
 UNC Asheville at Tennessee, TBA

Wednesday, Dec. 21

Charleston Southern at Stetson, 7 p.m.
 Wofford at High Point, 7 p.m.

Thursday, Dec. 22

Campbell at Appalachian State, 7 p.m.
 College of Charleston at Coastal Carolina, 7 p.m.
 Gardner-Webb at East Carolina, 7 p.m.
 Navy at Presbyterian, 7 p.m.
 VMI at Old Dominion, 7 p.m.

Friday, Dec. 23

Radford at Maryland, 8 p.m.

Tuesday, Dec. 27

Winthrop at Georgia, 7 p.m.

Wednesday, Dec. 28

Liberty at Richmond, 7 p.m.
 UNC Asheville at Western Carolina, 6 p.m.
 Army at Presbyterian College, 7 p.m.
 Erskine at Charleston Southern, 7:30 p.m.

Thursday, Dec. 29

Campbell at N.C. State, 7 p.m.

Saturday, Dec. 31

Charleston Southern at Liberty*, 2 p.m.
 Gardner-Webb at Radford*, 2 p.m.
 UNC Asheville at Winthrop*, 4 p.m.
 Coastal Carolina at High Point*, 7 p.m.

News and Notes from Liberty's game versus Hampton (Dec. 17)

- Jesse Sanders paced Liberty with a season-high 22 points, while also chipping in nine assists and seven rebounds. Sanders' point total was the second highest of his career.

- John Caleb Sanders recorded a career high eight rebounds, surpassing his previous best of five.

- Tomasz Gielo made his Liberty debut after missing the first month of the season due to injury. The freshman posted nine points in 27 minutes on 4-of-5 shooting from the field.

- Liberty's defense held Pirates leading scorer Darrion Pellow, who was averaging 19.4 ppg coming into the game, to a season-low six points.

- Coming into the contest shooting 67.4 percent from the foul line, Liberty went 18-for-18 (100.0 percent) at the charity stripe, finishing perfect from the line for the first time since the 2008-09 campaign, when the Flames went 8-for-8 at Old Dominion (Feb 21, 2009).

- Liberty's performance from the free throw line set a new Vines Center record, surpassing the previous mark set against High Point in the Big South Championship game on March 6, 2004 (13-of-13, 1.000). The Flames' perfect night from the charity stripe marks the second most free throws without a miss in a single game by a Big South squad. Only UNC Asheville has had a better performance, hitting 24-of-24 against High Point on Feb. 18, 2000.

Miscellaneous Notes

- Jesse Sanders is looking to become the 22nd member of Liberty's 1,000-point club, needing just 10 more tallies.

- The Flames enters Tuesday's matchup with a balanced offensive attack, with five players averaging double scoring figures.

- Jesse Sanders is third in the country in assists, averaging 7.8 per game. Sanders is the only player in the country averaging at least seven rebounds and seven assists per game.

- Last season, John Caleb Sanders posted 126 points on the year. The sophomore guard currently has 138 tallies through the first 12 games this season. Sanders' minutes are up dramatically this season. After averaging 12.4 minutes per game in 2010-11, the Sugar Land, Texas native is averaging 25.8 per game, this year.

- Through the first 12 games, Liberty has had seven different starting lineups.

- Liberty's opponents have shot 50 percent or better from the field in four games this season.

- Before shooting a perfect game from the free throw line this past Saturday (18-fo-18, 1.000), Liberty had not shot over 65 percent from the charity stripe in its last three games.

Looking Back

- During Liberty's seven game losing skid, Liberty's opponents led for an average of 36 minutes. The Flames led for an average of just under three minutes.

- The last time Liberty started the season 2-8 was the 2004-05 season. Liberty finished the year 13-15 and 11-5 in Big South play.

- The last time Liberty started the season 1-4 at home was the 1998-99 season. Liberty finished the year 4-23 and 0-10 in Big South play.

- Liberty's seven-game losing skid was the first since the 2006-07 season. The Flames experienced an eight-game setback that year after starting the season 6-1.

Miscellaneous Stats for the 2011-12 Flames

Team Scoring Leaders

Tavares Speaks	4 times
Jesse Sanders	3 times
John Caleb Sanders	2 times
David Minaya	2 times
Joel Vander Pol	1 time
Antwan Burrus	1 time

20-Point Games

David Minaya	1 time
Jesse Sanders	1 time
Joel Vander Pol	1 time

Team Rebounding Leaders

Jesse Sanders	7 times
Antwan Burrus	2 times
Joel Vander Pol	2 times
David Minaya	1 time
Chene Phillips	1 time
John Caleb Sanders	1 time

10-Rebound Games

Jesse Sanders	3 times
Antwan Burrus	2 times

Team Assist Leaders

Jesse Sanders	11 times
Chene Phillips	1 time

5-Assist Games

Jesse Sanders	10 times
Chene Phillips	1 time

Team Steal Leaders

Tavares Speaks	5 times
Jesse Sanders	4 times
John Caleb Sanders	2 times
Antwan Burrus	1 time
David Minaya	1 time
Chene Phillips	1 time
Joel Vander Pol	1 time

3-Steal Games

Tavares Speaks	3 times
Jesse Sanders	2 times
John Caleb Sanders	2 times

Team Blocked Shot Leaders

Antwan Burrus	8 times
Joel Vander Pol	3 times
Stephen Baird	2 times
Jesse Sanders	1 time
John Caleb Sanders	1 time

* Includes Ties

Familiar Face

On Dec. 5, head coach Dale Layer added Walt Aikens to the Liberty men's basketball roster. Aikens is no stranger to Liberty Athletics after completing his first season as a cornerback for the Flames football program in 2011. This past season, Aikens finished fourth on the team in total tackles with 49 and was the squad's co-leader in interceptions with three.

A transfer from Illinois, Aikens was a dual letterwinner at Harding High School in Charlotte, N.C., excelling in football and basketball. As a member of the Rams' basketball team during his senior season (2008-09), Aikens averaged 15.3 points, 5.3 assists, 4.0 rebounds and 2.1 steals per game. Aikens is the second member of his family to play under Layer, as his father, Walter Aikens, played under the head coach during Layer's first two years at Queens (1989-91).

2010-11 Season Highlights

- The Flames went 13-5 in Big South play during the 2010-11 season, setting a new program record for most conference wins in a season.

- Dale Layer was named Liberty's first-ever Big South Coach of the Year last season, leading the Flames to a second-place finish in conference play. Layer picked up his 300th career coaching win against 2011 Big South champion UNC Asheville on Jan. 27, as the Flames defeated the Bulldogs in the Vines Center courtesy of a buzzer-beating layup in overtime, 83-81.

- Point guard Jesse Sanders was the first Flame ever to be tabbed Big South Player of the Year and earn honorable mention AP All-America recognition, averaging 11.3 points, 6.0 rebounds and 5.7 assists per game. Sanders needs 177 assists this season to break school record of 648 held by Karl Hess. The Sugar Land, Texas native is also on pace to become the 22nd member of Liberty's 1,000-point club.

Injury Report

The Flames will be without redshirt senior guard John Brown and forward Sammy Ojukwe both suffered season-ending injuries during the preseason.

Brown started all 32 contests for the Flames during the 2010-11 campaign and was named to the Big South All-Conference second team. The 6-4 guard was ranked No. 8 in the country and led the conference in rebounds, pulling down 10.8 boards per game. Along with his rebounding efforts, Brown was also the Flames' second-leading scorer (11.3 ppg) and finished the year with 14 double-doubles.

Ojukwe appeared in 30 contests for the Flames last season, starting in games against Notre Dame (Nov. 14) and UNC Wilmington (Nov. 16). The Abuja, Nigeria native was a key reserve for Layer's squad, finishing second on team in blocked shots with 22.

All-Time Assist Leaders at Liberty

Name	Seasons	Games	Assists	Avg.
Karl Hess	1977-1980	120	648	5.4
Matt Hildebrand	1991-94	116	583	5.0
Jesse Sanders	2008-Present	105	547	5.2
Kenny Gunn	1982-85	98	535	5.5
Ed Gomes	1974-76	64	476	7.4

All-time Triple-Doubles

Name	Result	Opponent	Date
Jesse Sanders	10 points, 10 rebounds and 10 assists	Charleston So.	01-06-2011
Kyle Ohman	16 points, 12 rebounds and 10 assists	VMI	01-02-2010
Jesse Sanders	11 points, 10 rebounds and 10 assists	Ky. Christian	12-12-2009
Jesse Sanders	10 points, 10 rebounds and 10 assists	Presbyterian	02-09-2009
Ed Gomes	10 points, 13 steals and 10 assists	Radford	01-24-1976

Liberty's 2011-12 Record ...

When Liberty controls the tip	2-5
When opponent controls the tip	2-3
Played at home.....	3-4
Played on the road	1-4
Played at a neutral site	0-0
Played a team with a .500+ record	1-2
Played a team with a .500 record	1-2
Played a team with a below .500 record.....	2-4
When Liberty leads at the half	3-0
When opponent leads at the half	1-7
When there is a tie at the half	0-1
When Liberty leads with 5:00 left.....	4-0
When opponent leads with 5:00 left	0-8
When there is a tie with 5:00 left	0-0
When Liberty leads with 1:00 left.....	4-0
When opponent leads with 1:00 left	0-7
When there is a tie with 1:00 left	0-1
When Liberty outrebounds opponent	4-3
When opponent outrebounds Liberty	0-4
When the teams' rebound totals are equal	0-1
When Liberty shoots 50% or better (FG)	2-0
When Liberty shoots less than 50% (FG)	2-8
When Liberty outshoots its opponents	4-1
When opponents outshoot Liberty	0-6
When the teams shoot the same pct.	0-1
When Liberty shoots more 3-pointers.....	0-2
When opponent shoots more 3-pointers	3-6
When same amount of 3-pointers shot.....	1-0
When Liberty shoots more free throws	4-2
When opponent shoots more free throws.....	0-4
When same number of free throws taken.....	0-2
When opponent shoots 50% or better (FG).....	0-4
When opponent shoots less than 50% (FG)	4-4
When Liberty has more turnovers	0-2
When opponent has more turnovers	4-4
When turnovers are the same	0-2
When Liberty blocks more shots	2-0
When opponent blocks more shots	2-7
When blocks are the same	0-1
When Liberty has more steals	4-1
When opponent has more steals	0-4
When steals are the same	0-3
When Liberty bench outscores opponent	1-4
When opponent bench outscores Liberty	3-4
When both benches score the same	0-0
When Liberty scores 50 or fewer points	0-1
When Liberty scores 51-60 points	0-1
When Liberty scores 61-70 points	0-4
When Liberty scores 71-80 points	3-1
When Liberty scores 81 or more points	1-1
When the game is decided by 1-5 points	1-1
When the game is decided by 6-10 points	1-4
When the game is decided by 11+ points	2-3
November Games	2-5
December Games	2-3
January Games	0-0
February Games.....	0-0
March Games	0-0
Sunday	0-1
Monday	1-0
Tuesday	0-1
Wednesday	0-1
Thursday.....	0-1
Friday.....	1-1
Saturday	2-3
When Liberty wears white jerseys	2-2
When Liberty wears blue jerseys	0-3
When Liberty wears red jerseys	1-2
When Liberty wears gray jerseys	1-1



Jesse Sanders Needs:

- 10 points to become Liberty's 22nd member of Liberty's 1,000-Point Club
- 19 assists to surpass Matt Hildebrand (583, 1991-94) for second place in program history
- 84 assists to surpass Karl Hess (648, 1977-80) for most assists in program history
- 40 assists to surpass Radford's Amir Johnson (604, 2006-10) for most assists in Big South history

Near Miss

Jesse Sanders continues to fall just short of his fourth career triple-double, this season. Against Virginia Intermont (Dec. 10), the floor general was one assist shy, finishing with 12 points, 12 rebounds and nine assists. If Sanders is able to accomplish the feat he will be the only player in Division I history to have at least one triple-double each of his four years in college.

Player	Season	Team	Triple-Doubles
Shaquille O'Neal	1989-90	Louisiana State	2
Shaquille O'Neal	1990-91	Louisiana State	1
Shaquille O'Neal	1991-92	Louisiana State	3
Adonal Foyle	1994-95	Colgate	1
Adonal Foyle	1995-96	Colgate	1
Adonal Foyle	1996-97	Colgate	2
Shawn James	2004-05	Northeastern	2
Shawn James	2005-06	Northeastern	2
Shawn James	2007-08	Duquesne	1
Jesse Sanders	2008-09	Liberty	1
Jesse Sanders	2009-10	Liberty	1
Jesse Sanders	2010-11	Liberty	1

All-Time Record in December: 111-133

Dale Layer's Record in December at Liberty: 10-8

Record This December (Games Remaining): 2-3 (Three)

Last Five December Records:

- 2006-07 – 3-6
- 2007-08 – 3-3
- 2008-09 – 6-3
- 2009-10 – 3-3
- 2010-11 – 5-2

Layer Signs Four for 2012-13

Head Liberty men's basketball coach Dale Layer has announced the early signing of four players to a national letter intent for the 2012-13 season.

Among Layer's early recruiting class are three junior college standouts – JR Coronado, Emmanuel Andrews and Chad Donley. In addition to the trio of junior college players, Layer also signed Larry Taylor, who is currently a point guard at North Point High School in North Port, Fla.

Flames Upcoming TV Schedule

12/20	Montreat	7 p.m.	Liberty Channel
1/2	Presbyterian	7 p.m.	Liberty Channel/MASN
1/10	at VMI	7 p.m.	Liberty Channel
1/12	Radford	7 p.m.	Liberty Channel/MASN
1/14	Winthrop	7 p.m.	Liberty Channel/MASN (10 p.m. tape delay)
1/28	Radford	4 p.m.	Liberty Channel/MASN (12 a.m. tape delay)
2/2	Gardner-Webb	7 p.m.	Liberty Channel/MASN (9 p.m. tape delay)
2/4	UNC Asheville	7 p.m.	Liberty Channel/MASN (9 p.m. tape delay)

Liberty vs. Big South	Gardner-Webb (6-3)	1995-96 --- 165-71, *53-50	The Last Time ...
Campbell (8-10)	1975-76 --- 88-104	1996-97 --- *70-63, 89-75, *85-73	A Liberty Individual
1975-76 --- *78-85	1976-77 --- 97-127	1997-98 --- 59-77, *82-91	<i>Scored 25 points in a game</i>
1976-77 --- 88-125	2008-09 --- *68-59, !!90-95, 88-77	1998-99 --- *60-86, 68-97	Evan Gordon scored 26 points at Coastal Carolina, 2/3/11
1980-81 --- 83-94	2009-10 --- *68-57, 69-61	1999-00 --- 66-85, *62-68	<i>Scored 30 points in a game</i>
1982-83 --- 50-58	2010-11 --- !64-62, *67-51	2000-01 --- *57-77, 77-94	Kyle Ohman scored 39 points versus High Point, 2/20/10
1987-88 --- 62-72	High Point (17-11)	2001-02 --- 60-79, *78-69	<i>Grabbed 15 rebounds in a game</i>
1988-89 --- *73-68	1998-99 --- 189-93, *72-55	2002-03 --- *81-66, 56-81, *52-55	John Brown pulled down 16 rebounds at VMI, 2/15/11
1989-90 --- 72-76	1999-00 --- *88-63, 65-74	2003-04 --- 76-83, *50-49	<i>Grabbed 20 rebounds in a game</i>
1991-92 --- 73-71, *77-58, 51-53	2000-01 --- 65-61, *77-72	2004-05 --- 64-69, *70-62	Eric Cunningham grabbed 20 rebounds at Mt. St. Mary's, 1/30/88
1992-93 --- 70-50, *73-63	2001-02 --- *58-73, !!98-99	2005-06 --- *50-60, 54-69	<i>Recorded 10 assists in a game</i>
1993-94 --- 60-63, *60-55, 76-62	2002-03 --- *74-70, 68-72	2006-07 --- *80-66, 64-48	Jesse Sanders dished out 10 assists versus Coastal Carolina, 12/3/11
2007-08 --- 70-73, *68-61	2003-04 --- *79-66, 67-56, *89-44	2007-08 --- 88-89, *78-71	<i>Recorded five steals in a game</i>
2011-12 --- 82-96	2004-05 --- 56-73, *86-81	2008-09 --- !!*82-94, 92-85	Evan Gordon swiped five steals versus Radford, 2/10/11
Charleston Southern (31-20)	2005-06 --- *83-80, 49-78	2009-10 --- 60-55, *69-74	<i>Blocked five shots in a game</i>
1988-89 --- 66-65, *76-89	2006-07 --- 71-77, *96-79	2010-11 --- 61-53, *79-71	Antwan Burrus swatted five shots at Radford, 1/15/11
1989-90 --- *91-79, 63-77	2007-08 --- *55-51, 53-67	Virginia Military (13-12)	<i>Made five three-pointers in a game</i>
1990-91 --- 73-77, *67-69	2008-09 --- 61-56, *78-63	1975-76 --- 58-106	Evan Gordon sank five three-pointers vs. Winthrop, 12/4/10
1991-92 --- 75-80, *76-60	2009-10 --- 53-81, *76-67	1977-78 --- 68-105	<i>Made 10 free throws in a game</i>
1992-93 --- *60-49, 72-58	2010-11 --- 66-60, *65-54, *60-66	1990-91 --- *61-69	Evan Gordon hit 11 free throws at Coastal Carolina, 2/3/11
1993-94 --- 71-67, *90-81, 82-71	UNC Asheville (20-27)	1991-92 --- 64-55	<i>Made 20 consecutive free throws (multiple games)</i>
1994-95 --- *63-58, 70-72, 58-60	1991-92 --- *90-76, 77-82, 85-54	2002-03 --- 54-68, *77-69	Kyle Ohman made 20 straight free throws, spanning 11/13/09 to 11/24/09
1995-96 --- 181-75, *77-61	1992-93 --- 73-50, 80-73, 55-58	2003-04 --- *66-46, 52-61	
1996-97 --- *72-68, 80-77, *54-64	1993-94 --- 79-71, *56-51	2004-05 --- *91-71, 67-73	
1997-98 --- 69-72, *75-72	1994-95 --- *46-57, 167-73	2005-06 --- 68-84, *71-67	
1998-99 --- *67-72, !91-94	1995-96 --- 48-66, *65-54, *73-60	2006-07 --- *122-117, 118-108, *78-79	
1999-00 --- 58-60, *76-60	1996-97 --- 55-64, *1165-68	2007-08 --- 87-81, *79-81, *103-88	Team
2000-01 --- *70-57, !81-82	1997-98 --- *60-70, 59-75, *42-46	2008-09 --- 91-80, *72-109, 58-78	<i>Scored 100 points in a game</i>
2001-02 --- 64-89, *53-66	1998-99 --- *72-77, !86-89, 98-106	2009-10 --- 110-102, *91-73	Defeated VMI, 100-82, 1/20/11
2002-03 --- 57-78, *54-48	1999-00 --- *70-62, 68-82, 63-77	2010-11 --- *100-82, 69-79	<i>Grabbed 60 rebounds in a game</i>
2003-04 --- 71-55, *171-67, *60-54	2000-01 --- *52-59, 54-73, 60-48	Winthrop (15-30)	Totalled 61 rebounds at VMI, 2/21/07
2004-05 --- 71-59, *70-66, *60-66	2001-02 --- *54-68, 69-85	1991-92 --- 72-58, *63-52	<i>Recorded 25 assists in a game</i>
2005-06 --- 71-73, *45-61	2002-03 --- 80-81, *73-72	1992-93 --- 90-93, *58-61	Dished out 26 assists versus VMI, 1/20/11
2006-07 --- 66-63, *83-73	2003-04 --- *84-72, 82-68	1993-94 --- *85-61, 81-72	<i>Recorded 20 steals in a game</i>
2007-08 --- *79-63, 82-87	2004-05 --- *72-71, 92-80	1994-95 --- 66-85, *70-68	Swiped 20 steals versus Shenandoah, 11/19/01
2008-09 --- *79-60, 95-80	2005-06 --- 65-77, *181-83	1995-96 --- *176-77, !77-78	<i>Blocked 10 shots in a game</i>
2009-10 --- *69-53, 74-61	2006-07 --- 77-84, *80-65	1996-97 --- *70-48, 66-63, *83-69	Blocked 10 shots versus Union College, 12/28/10
2010-11 --- *68-54, 70-69	2007-08 --- 70-74, *83-54, 57-75	1997-98 --- 62-52, *64-65	<i>Made 10 three-pointers in a game</i>
Coastal Carolina (25-23)	2008-09 --- 56-84, *78-66	1998-99 --- *57-73, 54-82	Sank 11 three-pointers versus UNC Asheville, 1/27/11
1988-89 --- 73-80, *60-75	2009-10 --- *70-74, 72-75	1999-00 --- *71-73, 63-80	<i>Made 30 free throws in a game</i>
1989-90 --- 85-94, *66-68	2010-11 --- 59-55, *183-81	2000-01 --- 63-76, *57-50, !!62-67	Made 32 free throws at Radford, 2/28/09
1991-92 --- *72-71, 68-58	Presbyterian College (5-4)	2001-02 --- *48-81, 62-69, 59-66	<i>Won 10 straight games</i>
1992-93 --- *165-66, !81-74	1978-79 --- *60-74, !91-95	2002-03 --- *64-74, 72-84	Won 11 straight games, 2/12/80 to 3/15/80
1993-94 --- 75-86, *81-84	2007-08 --- *69-47	2003-04 --- *66-50, 74-62	<i>Lost 10 straight games</i>
1994-95 --- *88-69, 65-64	2008-09 --- !!66-67, *69-48	2004-05 --- !73-75, *61-69	Lost 10 straight games, 1/19/02 to 2/16/02
1995-96 --- 67-62, *71-57	2009-10 --- 77-67, *60-57	2005-06 --- 47-67, *78-71, 52-93	<i>Won an overtime game</i>
1996-97 --- *78-63, 66-50	2010-11 --- *70-61, 66-73	2006-07 --- *40-68, 76-80	Defeated UNC Asheville, 83-81, in overtime, 1/27/11
1997-98 --- 66-62, *66-56, *78-70	Radford (26-32)	2007-08 --- 48-55, *50-59	<i>Lost an overtime game</i>
1998-99 --- *68-89, 75-87	1974-75 --- *99-85	2008-09 --- 57-59, *57-47	Fell at UNC Wilmington, 69-64, in overtime, 11/16/10
1999-00 --- 71-83, *58-52	1975-76 --- *85-73, 76-80	2009-10 --- 62-65, *43-67, 72-80	
2000-01 --- *65-71, 64-68	1978-79 --- 66-88, *68-67	2010-11 --- *75-72, 56-61	
2001-02 --- 86-80, *54-58	1979-80 --- *79-70, 61-79		
2002-03 --- 55-54, *79-73, !63-61	1980-81 --- *60-61, !71-79	*-Indicates home games	
2003-04 --- 65-67, *79-65, *88-73	1981-82 --- *52-61, 63-72	!-Indicates overtime games	
2004-05 --- 71-64, *72-68	1982-83 --- 63-71, *67-63	!!-Indicates double	
2005-06 --- 60-72, *61-78	1983-84 --- 70-91, *53-48	overtime games	
2006-07 --- 65-70, *76-77	1991-92 --- 74-76, *92-77	(f)-Indicates forfeited	
2007-08 --- *78-59, 65-51	1992-93 --- *94-74, 74-79, 69-73	games	
2008-09 --- *68-55, 85-82	1993-94 --- 68-82, *75-73		
2009-10 --- *58-73, 48-71	1994-95 --- *64-52, 68-57		
2010-11 --- *67-70, 71-77			
2011-12 --- 68-78			

Player	Start Chart	
	Career Starts	Current Streak /Last Start
Jesse Sanders	104	29
David Minaya	46	Dec. 6, 2011
Antwan Burrus	41	4
John Brown	32	March 1, 2011
Joel Vander Pol	23	Dec. 6, 2011
John Caleb Sanders	8	2
Tavares Speaks	8	8
Chene Phillips	4	Dec. 1, 2011
Sommy Ogukwe	2	Nov. 16, 2010
Stephen Baird	2	2

**Liberty in the
Big South Stats**
2011-12

Team

Scoring Offense (7th)	70.3 ppg
Scoring Defense (10th).....	73.9 ppg
Scoring Margin (10th).....	-3.6 ppg
Free Throw Pct. (3rd)	69.7
Field Goal Pct. (8th).....	43.5
Field Goal Pct. Defense (10th)	47.1
3-Pt. FG Pct. (11th).....	26.4
3-Pt. FG Pct. Defense (9th).....	36.3
3-Pt. FG Made (11th).....	3.6/game
Rebounds (8th).....	35.4 rpg
Opp. Rebounds (5th).....	33.8 rpg
Rebounding Margin (5th)....	+1.6 rpg
Offensive Rebounds (7th).....	12.0 rpg
Defensive Rebounds (7th).....	23.4 rpg
Off. Rebound Pct. (8th).....	32.2
Def. Rebound Pct. (2nd).....	73.0
Blocked Shots (10th).....	2.3 bpg
Assists (4th).....	15.4 apg
Steals (8th).....	6.4 spg
Turnover Margin (4th).....	+ 1.58
Asst./TO Ratio (3rd).....	1.27

Individual

Scoring

Jesse Sanders (18th)	12.8 ppg
Tavares Speaks (19th).....	12.6 ppg
David Minaya (21st).....	12.4 ppg
John C. Sanders (25th) ...	11.5 ppg

Rebounding

Jesse Sanders (3rd).....	8.3 rpg
Antwan Burrus (11th).....	6.3 rpg

Assists

Jesse Sanders (1st).....	7.8 apg
--------------------------	---------

Steals

Tavares Speaks (9th).....	1.7 spg
Jesse Sanders (14th).....	1.4 spg

Field Goal Pct.

Tavares Speaks (10th).....	48.5
----------------------------	------

Free Throw Pct.

Jesse Sanders (7th).....	78.1
--------------------------	------

Blocked Shots

Antwan Burrus (10th).....	1.1 bpg
---------------------------	---------

Assist/Turnover Ratio

Jesse Sanders (2nd).....	2.58
--------------------------	------

Offensive Rebounds

Jesse Sanders (4th).....	3.2 rpg
Antwan Burrus (t-7th).....	2.5 rpg

Defensive Rebounds

Jesse Sanders (5th).....	5.1 rpg
--------------------------	---------



2011 Liberty Basketball Foreign Tour

Once every four years, the NCAA allows collegiate basketball teams to travel abroad and compete against international squads. The Liberty men's basketball program took full advantage of the opportunity granted by the NCAA, turning it into a well-rounded athletic, academic, cultural and spiritual experience.

This past summer, the Liberty men's basketball team completed its foreign tour (Aug. 9-18), playing six exhibition games in parts of Belgium and France against various professional clubs. The Flames concluded the tour with a 4-2 record. During their nine-day journey, head coach Dale Layer and the Flames also took time to learn about European culture through a variety of walking tours.

Game Highlights

Game 1 - Liberty 81, Excelsior 53 (Aug. 10, 2011) (Brussels, Belgium)

Jesse Sanders led the Flames with 16 points, hitting 7-of-8 shots from the field and 2-of-3 from the charity stripe. The senior point guard also chipped in six assists. David Minaya recorded 14 tallies on the night, while John Brown finished with a double-double, posting 12 points on 6-of-7 shooting along with 11 rebounds. Brown also tied Sanders' assist total with six. Other Liberty players with a solid scoring performance on the night included Chene Phillips (9) and Antwan Burrus (8).

Game 2 - Liberty 86, Ookstamp 58 (Aug. 11, 2011) (Sijsele, Belgium)

Senior Jesse Sanders led Liberty with 22 points and seven assists, followed by John Caleb Sanders who scored 18 points on 6-of-8 shooting from behind the three-point arc. David Minaya rounded out Liberty's trio of double digit scorers with a 14-point performance.

Game 3 - Liberty 79, Zwevezele 66 (Aug. 12, 2011) (Sijsele, Belgium)

John Brown paced the Flames with 16 points and nine rebounds, while John Caleb Sanders knocked down five three-pointers to finish with 15. Jesse Sanders chipped in 12 points and six assists. Burrus also concluded the contest with 12 points, adding eight boards to his scoring effort.

Game 4 - Brussels All-Stars 77, Liberty 76 (Aug. 13, 2011) (Brussels, Belgium)

John Brown paced the Flames with 16 points and 14 rebounds. Jesse Sanders finished with 15 points, six boards and three assists. Liberty led by as much as 19 in the contest. Brussels took the lead with one minute remaining with a big three-point basket. After Brown cut the lead to one with a free throw, the Liberty defense forced a 10-second violation on Brussels. With the Flames having the last possession, Minaya hurled up a jumper, but the shot fell short, leading to the 77-76 Brussels win.

Game 5 - Liberty 79, Kaysersberg 64 (Aug. 15, 2011) (Kaysersberg, France)

David Minaya paced the Flames with 18 points, with all of his tallies coming in the second half. Jesse Sanders finished with 14 points, 10 rebounds and seven assists. John Caleb Sanders, Joel Vander Pol and Tavares Speaks had 12, 11 and 10 points, respectively.

Game 6 - Mulhouse 88, Liberty 79 (Aug. 16, 2011) (Mulhouse, France)

For the second straight contest, David Minaya was Liberty's leading scorer, finishing with 16 points on 6-of-11 shooting, including 4-of-5 from three-point land. Antwan Burrus and John Caleb Sanders chipped in 11 points, while Jesse Sanders added in 10 tallies. John Brown led Liberty on the glass, posting seven boards.

Sanders Named Lowe's Senior CLASS Award Candidate

Liberty men's basketball senior point guard Jesse Sanders has been selected as a candidate for the 2011-12 Lowe's Senior CLASS Award. Liberty's floor general is one of 30 Division I players across the country up for the prestigious award.

To be eligible for the award, a student-athlete must be classified as an NCAA Division I senior and have notable achievements in four areas of excellence – community, classroom, character and competition.

Sanders enters his senior year coming off a stellar 2010-11 campaign in which he was voted Big South Player of the Year. The Sugar Land, Texas native led the league in assists with 183 (5.7 apg), while averaging 11.3 points and 6.0 rebounds per game.

Sanders was instrumental in the Flames success last season, helping lead Liberty to a second place finish in the conference standings, setting a new program record for most conference wins with 13.

In addition to his accomplishments on the court, Sanders is a three-time Big South Presidential Honor Roll member. A business management major, he has made the dean's list on three occasions and holds a 3.44 GPA.

During his spare time, Sanders enjoys giving back to the community and is active in Liberty's Student-Athlete Advisory Committee (SAAC). As a member of SAAC, Sanders has helped support the growth of Special Olympics in the Lynchburg area. In his sophomore year, Sanders spurred on a campaign to collect shoes for the organization Samaritan's Feet, which provides footwear for children around the world that are without shoes. Sanders is also active in Fellowship of Christian Athletes (FCA), speaking to various clubs and camps throughout Central Virginia.

An acronym for Celebrating Loyalty and Achievement for Staying in School®, the Lowe's Senior CLASS Award focuses on the total student-athlete and encourages students to use their platform in athletics to make a positive impact as leaders in their communities.

The 2011-12 candidate class includes three men's players who were members of last year's CoSIDA Academic All-American team, one Associated Press All-American and seven players who are on teams ranked in the Associated Press preseason top 25 poll.

Lowe's, an official Corporate Partner of the NCAA, will announce the men's Senior CLASS Award® winner during the 2012 NCAA Men's Final Four®, which will be held March 31 and April 2 in New Orleans.

The 30 candidates will be narrowed to 10 finalists midway through the regular season, and those 10 names will be placed on the official ballot.

Ballots will be distributed through a nationwide voting system to media, Division I men's and women's coaches and fans who will select one finalist who best exemplifies excellence in the four Cs of community, classroom, character and competition.

2011-12 Lowe's Senior CLASS Award Men's Basketball Candidates

Tim Abromaitis, Forward, Notre Dame
William Buford, Guard, Ohio State
Kyle Bullinger, Forward, Weber State
Scott Christopherson, Guard, Iowa State
Darnell Gant, Forward, Washington
Ashton Gibbs, Guard, Pittsburgh
Drew Gordon, Forward, New Mexico
Malcolm Grant, Guard, Miami (Florida)
Draymond Green, Forward, Michigan State
Justin Greene, Forward, Kent State
Reggie Hamilton, Guard, Oakland
Mick Hedgepeth, Forward, Belmont
Robbie Hummel, Forward, Purdue
Bernard James, Forward, Florida State
Jarrod Jones, Forward, Ball State

Kevin Jones, Forward, West Virginia
Orlando Johnson, Guard, UC Santa Barbara
Quinn McDowell, Forward, William and Mary
Darius Miller, Guard, Kentucky
Ronald Nored, Guard, Butler
Zack Novak, Guard/Forward, Michigan
Zack Rosen, Guard, Pennsylvania
Jesse Sanders, Guard, Liberty
Tanner Smith, Guard, Clemson
Jordan Taylor, Guard, Wisconsin
Erving Walker, Guard, Florida
Demetrius Ward, Guard, Western Michigan
Kyle Weems, Forward, Missouri State
Chris Wroblewski, Guard, Cornell
Tyler Zeller, Forward, North Carolina




Liberty's 2011-12 Starting Lineups

Game	Date	Opponent	Result							Record
1	Nov. 9	Texas A&M	L, 59-81	Sanders	Phillips	Minaya	Burrus	Vander Pol		0-1
2	Nov. 11	Randolph	W, 81-58	Sanders	JC Sanders	Minaya	Burrus	Vander Pol		1-0
3	Nov. 14	W & M	W, 75-72	Sanders	JC Sanders	Minaya	Burrus	Vander Pol		2-0
4	Nov. 18	EKU	L, 65-73	Sanders	JC Sanders	Minaya	Burrus	Vander Pol		2-1
5	Nov. 19	Lehigh	L, 80-90	Sanders	JC Sanders	Minaya	Burrus	Speaks		0-1
6	Nov. 20	W & M	L, 64-65	Sanders	JC Sanders	Minaya	Burrus	Speaks		0-2
7	Nov. 26	Georgia St.	L, 50-72	Sanders	Phillips	Minaya	Burrus	Speaks		0-1
8	Dec. 1	Campbell	L, 82-96	Sanders	Phillips	JC Sanders	Speaks	Vander Pol		0-1
9	Dec. 3	Coastal	L, 68-78	Sanders	Speaks	Minaya	Burrus	Vander Pol		0-1
10	Dec. 6	UNCW	L, 68-77	Sanders	Speaks	Minaya	Burrus	Vander Pol		0-2
11	Dec. 10	Va. Int.	W, 78-60	Sanders	Speaks	JC Sanders	Burrus	Baird		1-0
12	Dec. 17	Hampton	W, 74-65	Sanders	Speaks	JC Sanders	Burrus	Baird		2-0

Miscellaneous Stats

Date	Opponent	LU Result	LU Big				LU in			Paint		Off TOs		2nd Ch		Bench	
			Lead	Opp Big	Ties	LC	Lead	Lead	Tied	LU	Opp	LU	Opp	LU	Opp	LU	Opp
Nov. 9	No. 19 Texas A&M	L, 59-81	2	30	0	1	3:14	35:45	1:01	18	48	10	14	13	6	27	22
Nov. 11	Randolph College	W, 81-58	37	2	2	1	37:47	0:20	1:53	38	16	25	10	8	5	37	15
Nov. 14	William & Mary	W, 75-72	15	3	0	3	32:17	5:54	1:49	32	24	22	10	22	9	10	47
Nov. 18	Eastern Kentucky	L, 65-73	2	11	6	6	2:03	32:52	5:05	38	28	9	15	11	8	16	19
Nov. 19	Lehigh	L, 80-90	0	18	1	0	0:00	37:06	2:54	26	38	13	17	15	7	13	7
Nov. 20	William & Mary	L, 64-65	3	8	10	10	7:13	36:15	6:32	20	24	15	12	6	6	6	18
Nov. 26	Georgia State	L, 50-72	0	22	1	0	0:00	39:12	0:48	24	24	10	13	9	0	12	22
Dec. 1	Campbell	L, 82-96	0	15	2	0	0:00	38:44	1:16	32	34	10	13	10	7	30	18
Dec. 3	Coastal Carolina	L, 68-78	6	12	3	1	6:56	30:29	2:35	24	34	11	14	12	11	16	23
Dec. 6	UNC Wilmington	L, 68-77	4	15	1	1	3:15	35:13	1:22	32	36	18	18	17	5	13	12
Dec. 10	Virginia Intermont	W, 78-60	25	3	2	2	32:39	4:19	3:02	46	26	20	13	11	14	6	21
Dec. 17	Hampton	W, 74-65	11	1	2	2	36:23	0:23	3:14	18	22	17	10	9	8	14	37

2011-12 Season Notes/Highlights



2
Chene Phillips
6-2, 170, So., G
Detroit, Mich.
Renaissance HS

Career Highs

Points - 8 (Two times)
 Most recently, vs. Union College (12-28-10)
FG Made - 4
 vs. Union College (12-28-10)
FG Attempts - 7
 vs. Union College (12-28-10)
3FG Made - 1 (Four times)
 Most recently, vs. VMI (01-20-11)
3FG Attempts - 2 (Two times)
 most recently, vs. William & Mary (11-20-11)
FT Made - 4
 vs. USF (11-23-10)
FT Attempts - 4 (Five times)
 Most recently, vs. Campbell (12-1-11)
Rebounds - 7
 vs. Randolph (11-11-11)
Assists - 5
 vs. Campbell (12-1-11)
Steals - 2 (Three times)
 Most recently, vs. Virginia Intermont (12-10-11)

Season Highs

Points - 6
 vs. Coastal Carolina (12-3-11)
FG Made - 2
 vs. Coastal Carolina (12-3-11)
FG Attempts - 6
 vs. William & Mary (11-20-11)
3FG Attempts - 2 (Two times)
 Most recently, vs. William & Mary (11-20-11)
FT Made - 3 (Two times)
 Most recently, vs. Campbell (12-1-11)
FT Attempts - 4 (Two times)
 Most recently, vs. Campbell (12-1-11)
Rebounds - 7
 vs. Randolph (11-11-11)
Assists - 5
 vs. Campbell (12-1-11)
Steals - 2 (Two times)
 Most recently, vs. Virginia Intermont (12-10-11)

- Talled a season-best six points at Coastal Carolina.
- Dished out a career-high five assists against Campbell.
- Posted a career-high seven rebound against Rendolph College.
- Finished as Liberty's co-leader in rebounds at Texas A&M, grabbing five.

2011-12 Game-by-Game

OPPONENT	DATE	MIN	FG-FGA	3FG-FGA	FT-FTA	OFF-DEF-TOT	A	TO	BLK	STL	PTS
No. 19 Texas A&M	11-09-11	24	0-3	0-2	0-0	1-4-5	2	0	0	1	0
Randolph College	11-11-11	17	1-4	0-1	3-4	0-7-7	3	2	0	1	5
William & Mary	11-14-11	25	1-4	0-0	2-2	0-5-5	4	2	0	1	4
Eastern Kentucky	11-18-11	22	1-4	0-1	0-0	0-2-2	3	1	0	1	2
Lehigh	11-19-11	19	0-1	0-0	1-2	0-3-3	2	3	0	1	1
William & Mary	11-20-11	14	1-6	0-2	2-2	2-1-3	0	0	0	1	4
Georgia State	11-26-11	20	0-2	0-0	0-0	1-3-4	4	1	0	0	0
Campbell	12-01-11	15	1-3	0-0	3-4	0-4-4	5	2	0	2	5
Coastal Carolina	12-03-11	14	2-4	0-0	2-2	0-0-0	1	1	0	0	6
UNC Wilmington	12-06-11	9	0-1	0-0	0-0	1-0-1	1	1	0	0	0
Virginia Intermont	12-10-11	19	1-3	0-0	0-0	1-2-3	2	2	0	2	2
Hampton	12-17-11	9	1-2	0-0	0-0	0-1-1	0	0	0	0	2

2010-11 Game-by-Game

OPPONENT	DATE	MIN	FG-FGA	3FG-FGA	FT-FTA	OFF-DEF-TOT	A	TO	BLK	STL	PTS
Virginia Intermont	11-12-10	14	2-3	0-1	2-2	0-2-2	1	1	0	0	6
Notre Dame	11-14-10	12	2-3	1-1	0-0	1-0-1	1	1	0	0	5
UNC Wilmington	11-16-10	10	0-0	0-0	0-0	0-1-1	0	0	0	0	0
Southern Virginia	11-18-10	15	0-4	0-0	0-0	1-2-3	1	1	0	1	0
Texas Tech	11-21-10	10	1-4	0-1	2-3	0-0-0	1	1	0	1	4
USF	11-23-10	12	2-4	0-1	4-4	1-2-3	0	1	0	1	8
Mississippi Valley St.	11-26-10	16	0-1	0-1	2-2	0-1-1	0	4	0	1	2
Chicago St.	11-27-10	11	0-3	0-0	0-0	0-1-1	0	1	0	0	0
Presbyterian College	12-02-10	9	0-1	0-0	0-0	0-1-1	0	0	0	0	2
Winthrop	12-04-10	7	0-2	0-1	2-2	0-2-2	1	0	0	0	2
George Mason	12-11-10	14	0-1	0-0	0-0	0-2-2	1	4	0	0	0
William & Mary	12-18-10	13	1-3	0-0	2-2	0-0-0	1	0	0	1	4
Hampton	12-22-10	4	0-0	0-0	0-0	0-1-1	0	2	0	0	0
Union College	12-28-10	17	4-7	0-0	0-0	1-4-5	2	4	0	1	8
Gardner-Webb	12-31-10	6	1-2	1-1	0-0	1-0-1	0	3	0	0	3
UNC Asheville	01-02-11	19	3-4	1-1	0-0	0-1-1	2	0	0	1	7
Charleston Southern	01-06-11	14	1-4	0-1	0-0	1-1-2	0	1	0	1	2
Coastal Carolina	01-08-11	7	0-1	0-0	0-0	0-0-0	0	0	0	0	0
High Point	01-13-11	5	0-2	0-0	0-0	0-0-0	1	0	0	0	0
Radford	01-15-11	11	0-2	1-2	0-0	0-4-4	1	2	0	1	1
VMI	01-20-11	8	1-3	1-1	0-0	0-1-1	2	1	0	2	3
UNC Asheville	01-27-11	6	0-0	0-0	0-0	0-0-0	0	0	0	0	0
Gardner-Webb	01-29-11	7	0-1	0-1	0-0	0-0-0	0	1	0	0	0
Coastal Carolina	02-03-11	16	0-0	0-0	3-4	0-0-0	0	1	0	0	3
Charleston Southern	02-05-11	4	0-0	0-0	0-0	0-1-1	0	2	0	0	0
Radford	02-10-11	10	0-1	0-1	0-0	1-1-2	2	2	0	1	0
High Point	02-12-11	7	0-0	0-0	0-0	0-0-0	0	1	0	0	0
VMI	02-15-11	2	0-0	0-0	0-0	0-0-0	0	0	0	0	0
Iona	02-19-11	14	0-1	0-0	0-0	0-0-0	1	1	0	0	0
Winthrop	02-24-11	8	0-0	0-0	1-4	0-2-2	2	0	0	1	1
Presbyterian College	02-26-11	17	0-1	0-0	1-2	1-1-2	3	0	0	0	1
High Point	03-01-11	5	0-0	0-0	0-0	0-0-0	0	0	0	0	0

Career Stats

Season	GP	GS	Min	Avg	FG	FGA	Pct	3FG	3FGA	Pct	FT	FTA	Pct	ORB	DRB	TOT	Avg	Asst	TO	Blk	Stl	Pts	Avg
2010-11	32	1	330	10.3	18	58	.310	4	14	.286	22	29	.759	8	30	38	1.2	23	33	0	13	62	1.9
2011-12	12	3	207	17.3	9	37	.243	0	6	.000	13	16	.813	6	32	38	3.2	27	15	0	10	31	2.6
TOTAL	44	4	537	12.2	27	95	.284	4	20	.200	35	45	.778	14	62	76	1.7	50	48	0	23	93	2.1

2011-12 Season Notes/Highlights



3

Walt Aikens

*6-1, 195, R-So., G
Charlotte, N.C.
Harding HS (Illinois)*

Season Highs

Points - 2
vs. UNC Wilmington (12-6-11)
FG Made - 1
vs. UNC Wilmington (12-6-11)
FG Attempts - 3
vs. UNC Wilmington (12-6-11)
3FG Attempts - 2
vs. UNC Wilmington (12-6-11)
FT Attempts - 2
vs. Virginia Intermont (12-10-11)

- Made Liberty debut on Dec. 6, 2011, playing seven minutes and netting a layup against UNC Wilmington.

2011 (R-So.) (Football): Started all 12 games at boundary corner in his first year with the program ... ranked fourth on the team with 49 tackles ... led the Big South and ranked No. 28 nationally with three forced fumbles ... finished seven games with four or more tackles.

Previous School: Transfer from Illinois ... did not see any playing time during the 2010 season ... earned All-Big Ten freshman honors from The Sporting News following the 2009 season ... played in 10 games as a true freshman, starting five games at safety ... finished the 2009 season with 32 tackles, 26 of which were solo stops ... also added two pass breakups.


Prep: Graduate of Harding High School ... letterwinner in basketball and football ... averaged averaged 15.3 points, 5.3 assists, 4.0 rebounds and 2.1 steals per game in basketball his senior season ... played quarterback and defensive back for the football program ... All-Queen City Conference Offensive Player of the Year ... All-Queen City first-team All-Conference on defense and earned The Gridiron Great award ... first-team all-state by the Charlotte Observer ... named the RedZone Old Spice Player of the Year in the state of North Carolina ... threw for 1,500 yards and 15 touchdowns and ran for approximately 565 yards and five touchdowns, leading team in both categories ... recorded six interceptions, running back one 104 yards for a touchdown ... earned first-team All-Mecklenberg County honors.

2011-12 Game-by-Game

OPPONENT	DATE	MIN	FG-FGA	3FG-FGA	FT-FTA	OFF-DEF-TOT	A	TO	BLK	STL	PTS
UNC Wilmington	12-06-11	7	1-3	0-2	0-0	0-0-0	0	0	0	0	2
Virginia Intermont	12-10-11	10	0-0	0-0	0-2	0-0-0	0	0	0	0	0
Hampton	12-17-11	8	0-0	0-0	0-0	0-0-0	0	0	0	0	0

Career Stats

Season	GP	GS	Min	Avg	FG	FGA	Pct	3FG	3FGA	Pct	FT	FTA	Pct	ORB	DRB	TOT	Avg	Asst	TO	Blk	Stl	Pts	Avg
2011-12	3	0	25	8.3	1	3	.333	0	2	.000	0	2	.000	0	0	0	0.0	0	0	0	0	2	1.0



5

Kelly Assinesi
6-0, 170, Fr., G
Greenville, S.C.
St. Joseph's Catholic

Season Highs

- Points - 3**
vs. No. 19 Texas A&M (11-09-11)
- FG Made - 1**
vs. No. 19 Texas A&M (11-09-11)
- FG Attempts - 2**
vs. No. 19 Texas A&M (11-09-11)
- 3FG Made - 1**
vs. No. 19 Texas A&M (11-09-11)
- 3FG Attempts - 1 (Two times)**
Most recently, vs. Randolph (11-11-11)
- FT Made - 1**
vs. Virginia Intermont (12-10-11)
- FT Attempts - 2**
vs. Virginia Intermont (12-10-11)
- Assists - 1 (3 times)**
Most recently, vs. Campbell (12-1-11)

2011-12 Season Notes/Highlights

- Knocked down a three-pointer in his Liberty debut at Texas A&M.

Prep: Two-year letterwinner at Pasadena ... second leading scorer for the Stars his freshman season, receiving second team all-league honors ... led team with 13.0 ppg his sophomore season, earning first team all-league and second team all-area recognition ... two-year letterwinner at St. Joseph's ... helped lead the Knights to first-ever winning season (19-8) and first playoff win in 2010 ... third in the state of South Carolina in scoring, averaging 27.0 ppg ... Impact Player of the Year runner-up ... named one of the Top 3 players in the state by WYFF Channel 4 News ... No. 1 in the state in assists (7.0 apg) and fifth in points (25.0 ppg) during his senior season ... broke the 1,000-point mark during two-year stint at St. Joseph's ... two-time conference player of the year and first team all-state honoree ... holds the school record for most points in a game (49) ... finished high school tenure with 1,800 points.

2011-12 Game-by-Game

OPPONENT	DATE	MIN	FG-FGA	3FG-FGA	FT-FTA	OFF-DEF-TOT	A	TO	BLK	STL	PTS
No. 19 Texas A&M	11-09-11	4	1-2	1-1	0-0	0-0-0	1	0	0	0	3
Randolph College	11-11-11	13	2-3	0-1	0-0	0-0-0	0	1	0	0	0
Eastern Kentucky	11-18-11	0	0-0	0-0	0-0	0-0-0	0	0	0	0	0
Lehigh	11-19-11	0	0-0	0-0	0-0	0-0-0	1	0	0	0	0
Georgia State	11-26-11	2	0-0	0-0	0-0	0-0-0	0	1	0	0	0
Campbell	12-01-11	3	0-0	0-0	0-0	0-0-0	1	0	0	0	0
Coastal Carolina	12-03-11	1	0-0	0-0	0-0	0-0-0	0	0	0	0	0
UNC Wilmington	12-06-11	1	0-0	0-0	0-0	0-0-0	0	0	0	0	0
Virginia Intermont	12-10-11	3	0-0	0-0	1-2	0-0-0	0	0	0	0	1

Career Stats

Season	GP	GS	Min	Avg	FG	FGA	Pct	3FG	3FGA	Pct	FT	FTA	Pct	ORB	DRB	TOT	Avg	Asst	TO	Blk	Stl	Pts	Avg
2011-12	9	0	27	3.0	1	3	.333	1	2	.500	1	2	.500	0	0	0	0.0	3	2	0	0	4	0.4

2011-12 Season Notes/Highlights



11

Andrew Smith

*6-9, 220, Fr., F
Pompano Beach, Fla.
Highlands Christian*

Season Highs

FG Attempts - 1
vs. Virginia Intermont (12-10-11)
Assists - 1
vs. Randolph (11-11-11)

Prep: Three-year letter winner at Highlands Christian ... two-time first team all-county selection ... team MVP three-straight years ... averaged 17.6 points, 6.4 rebounds, 3.2 blocks and 2.0 assists his sophomore season and was named to the Holiday Classic all-tournament team ... averaged 20.0 points, 9.0 rebounds, 3.0 blocks and 3.2 assists during his junior year, garnering third team all-state honors ... tabbed MVP of Holiday Classic and Clearwater Christian Tournament ... capped off senior year with first team all-state honors, averaging 25.0 points, 9.5 rebounds, 3.4 blocks and 3.3 assists per game ... named to St. Andrews Holiday Tourney all-tournament team.


2011-12 Game-by-Game

OPPONENT	DATE	MIN	FG-FGA	3FG-FGA	FT-FTA	OFF-DEF-TOT	A	TO	BLK	STL	PTS
No. 19 Texas A&M	11-09-11	3	0-0	0-0	0-0	0-0-0	0	0	0	0	0
Randolph College	11-11-11	8	0-0	0-0	0-0	0-0-0	0	0	0	0	0
Lehigh	11-19-11	0	0-0	0-0	0-0	0-0-0	0	0	0	0	0
Georgia State	11-26-11	3	0-0	0-0	0-0	0-0-0	0	0	0	0	0
UNC Wilmington	12-06-11	0	0-0	0-0	0-0	0-0-0	0	0	0	0	0
Virginia Intermont	12-10-11	3	0-0	0-0	0-0	0-0-0	0	0	0	0	0

Career Stats

Season	GP	GS	Min	Avg	FG	FGA	Pct	3FG	3FGA	Pct	FT	FTA	Pct	ORB	DRB	TOT	Avg	Asst	TO	Blk	Stl	Pts	Avg
2011-12	6	0	17	2.8	0	1	.000	0	0	.000	0	0	.000	0	0	0	0.0	1	0	0	0	0	0.0

2011-12 Season Notes/Highlights



13

Tomasz Gielo

6-9, 220, Fr., G/F

Szczecin, Poland

SMS Cetniewo Sports
Academy

Season Highs

Points - 9
vs. Hampton (12-17-11)
FG Made - 4
vs. Hampton (12-17-11)
FG Attempts - 5
vs. Hampton (12-17-11)
3FG Made - 1
vs. Hampton (12-17-11)
3FG Attempts - 1
vs. Hampton (12-17-11)
Rebounds - 1
vs. Hampton (12-17-11)
Steals - 1
vs. Hampton (12-17-11)

- Made his Liberty debut against Hampton, finishing with nine points on 4-of-5 shooting from the field in 27 minutes of action.

Prep: Played for SMS Cetniewo Sports Academy, averaging 13.0 points, 8.5 rebounds and 1.5 blocks his senior year ... ranked among Top 25 European prospects ... member of Polish national team, finishing fourth in the 2009 U16 FIBA European Championship his sophomore season ... competed in 2010 U17 FIBA World Championship in Hamburg, Germany his junior year ... averaged 13.8 points, 6.6 rebounds, 2.4 assists and 1.4 blocks, helping team reach the finals ... scored 21 points in the championship finals against the United States en route to a second place finish ... participated in the 2010 U18 FIBA European Championship in Vilnius, Lithuania ... was Poland's leading scorer, averaging 11.7 points on 58.5 percent shooting, including 42.9 percent from three-point range ... finished sixth in the tournament ... represented Poland in the 2011 U19 FIBA World Championships in Riga, Latvia ... member of the Polish national team in the 2011 U18 FIBA European Championship, finishing in sixth place.


2011-12 Game-by-Game

OPPONENT	DATE	MIN	FG-FGA	3FG-FGA	FT-FTA	OFF-DEF-TOT	A	TO	BLK	STL	PTS
Hampton	12-17-11	27	4-5	1-1	0-0	0-1-1	0	0	0	1	9

Career Stats

Season	GP	GS	Min	Avg	FG	FGA	Pct	3FG	3FGA	Pct	FT	FTA	Pct	ORB	DRB	TOT	Avg	Asst	TO	Blk	Stl	Pts	Avg
2011-12	1	0	27	27.0	4	5	.800	1	1	.000	0	0	.000	0	1	1	1.0	0	0	0	0	9	9.0

2011-12 Season Notes/Highlights



14

David Minaya

*6-6, 205, R-Sr., G
Riverview, Fla.*

*Oldsmar Christian
(Tennessee Tech)*

Career Highs

Points - 22

vs. VMI (01-20-11)

FG Made - 9

vs. VMI (01-20-11)

FG Attempts - 16

vs. Lehigh (11-19-11)

3FG Made - 4 (Two times)

Most recently, vs. UNC Asheville

(01-27-11)

3FG Attempts - 8

Most recently, vs. UNC Asheville

(01-27-11)

FT Made - 9

vs. Southern Virginia (11-18-10)

FT Attempts - 9

vs. Southern Virginia (11-18-10)

Rebounds - 8 (Two times)

Most recently, vs. Coastal Carolina

(12-3-11)

Assists - 5

vs. Radford (01-15-11)

Steals - 3

vs. UNC Wilmington (11-16-10)

Blocks - 1 (Four times)

Most recently, vs. Radford (2-10-11)

Season Highs

Points - 20

vs. William & Mary (11-14-11)

FG Made - 8

vs. Eastern Kentucky (11-18-11)

FG Attempts - 16

vs. Lehigh (11-19-11)

3FG Made - 2

vs. Eastern Kentucky (11-18-11)

3FG Attempts - 4 (Three times)

Most recently, vs. UNC Wilmington

(12-6-11)

FT Made - 5

vs. William & Mary (11-14-11)

FT Attempts - 6

vs. William & Mary (11-14-11)

Rebounds - 8

vs. Coastal Carolina (12-3-11)

Assists - 2 (Four times)

Most recently, vs. Coastal Carolina

(12-3-11)

Steals - 2

vs. William & Mary (11-14-11)


- Has posted double scoring figures in eight games this season.
- Currently 47th on Liberty's all-time scoring list with 555 points.
- Tied a career-high in rebounds with eight at Coastal Carolina.
- Put up 19 points on 8-for-14 shooting and 1-of-1 from the foul line against Eastern Kentucky.
- First Flame to post 20 points in a game this season, doing so in a 75-72 win at William & Mary (Nov. 14).
- Kicked off the season with a 14-point performance at Texas A&M.

2011-12 Game-by-Game

OPPONENT	DATE	MIN	FG-FGA	3FG-FGA	FT-FTA	OFF-DEF-TOT	A	TO	BLK	STL	PTS
No. 19 Texas A&M	11-09-11	31	5-14	1-3	3-4	1-1-2	0	2	0	0	14
Randolph College	11-11-11	20	2-10	0-1	0-0	1-3-4	2	1	0	0	4
William & Mary	11-14-11	29	7-13	1-3	5-6	1-6-7	1	2	0	2	20
Eastern Kentucky	11-18-11	35	8-14	2-4	1-1	0-3-3	2	2	0	0	19
Lehigh	11-19-11	35	6-16	1-4	3-4	3-2-5	1	1	0	1	16
William & Mary	11-20-11	35	5-9	0-2	2-2	0-4-4	2	1	0	1	12
Georgia State	11-26-11	23	2-9	0-3	0-0	0-2-2	1	0	0	0	4
Campbell	12-01-11	32	4-10	0-2	2-3	1-4-5	0	1	0	0	10
Coastal Carolina	12-03-11	33	6-15	0-3	2-2	2-6-8	2	0	0	1	14
UNC Wilmington	12-06-11	26	4-12	1-4	2-2	1-3-4	1	3	0	0	11

Career Stats

Season	GP	GS	Min	Avg	FG	FGA	Pct	3FG	3FGA	Pct	FT	FTA	Pct	ORB	DRB	TOT	Avg	Asst	TO	Blk	Stl	Pts	Avg
2009-10	29	6	341	11.8	33	100	.330	4	25	.160	20	27	.741	15	38	53	1.8	8	26	1	9	90	3.1
2010-11	32	31	847	26.5	127	306	.415	21	65	.323	66	88	.750	15	86	101	3.2	40	38	2	19	341	10.7
2011-12	10	9	299	29.9	49	122	.402	6	29	.207	20	24	.833	10	34	44	4.4	12	13	0	5	124	12.4
TOTAL	71	46	1487	20.9	209	528	.396	31	119	.261	106	139	.763	40	158	198	2.8	60	77	3	33	555	7.8



15

Ethan Layer

6-1, 160, Fr., G
Forest, Va.

Liberty Christian Academy

Season Highs

Points - 11

vs. Campbell (12-1-11)

FG Made - 3

vs. Campbell (12-1-11)

FG Attempts - 6

vs. Campbell (12-1-11)

3 FG Made - 3

vs. Campbell (12-1-11)

3FG Attempts - 6

vs. Campbell (12-1-11)

FT Made - 2

vs. Campbell (12-1-11)

FT Attempts - 3

vs. Campbell (12-1-11)

Rebounds - 2

vs. Virginia Intermont (12-10-11)

Assists - 1 (Three times)

Most recently, vs. Virginia Intermont

(12-10-11)

Steals - 1 (Two times)

Most recently, vs. UNC Wilmington

(12-6-11)

2011-12 Season Notes/Highlights

- Has hit three-pointers seven games this season
- Currently on a five-game streak with at least one three-point field goal made.
- Recorded a season high 11 points at Campbell (Dec. 1), going 3-of-6 from behind the three-point arc and 2-of-3 from the charity stripe.

Prep: Two-year letter-winner at Liberty Christian Academy (LCA) ... two-time first team all-conference and all-tournament honoree ... two-time member of the all-area team, named to the second team his junior season and first team his senior season ... tabbed all-state honorable mention as a senior.

Personal: Son of Dale and Brenda Layer ... father is the current head coach at Liberty ... brother Tim was a member of the Flames program during the 07-08 season.

2011-12 Game-by-Game

OPPONENT	DATE	MIN	FG-FGA	3FG-FGA	FT-FTA	OFF-DEF-TOT	A	TO	BLK	STL	PTS
No. 19 Texas A&M	11-09-11	0	0-0	0-0	0-0	0-0-0	0	0	0	0	0
Randolph College	11-11-11	14	2-5	1-3	0-0	0-0-0	1	2	0	1	5
William & Mary	11-14-11	3	0-0	0-0	0-0	0-0-0	0	0	0	0	0
Eastern Kentucky	11-18-11	2	0-0	0-0	0-0	0-0-0	0	0	0	0	0
Lehigh	11-19-11	3	1-1	1-1	0-0	0-0-0	0	0	0	0	3
William & Mary	11-20-11	2	0-0	0-0	0-0	0-0-0	0	0	0	0	0
Georgia State	11-26-11	5	0-3	0-3	0-0	0-1-1	0	0	0	0	0
Campbell	12-01-11	11	3-6	3-6	2-3	0-0-0	0	0	0	0	11
Coastal Carolina	12-03-11	4	1-2	1-2	0-1	0-0-0	0	0	0	0	3
UNC Wilmington	12-06-11	13	1-4	1-4	0-0	0-0-0	1	0	0	1	3
Virginia Intermont	12-10-11	15	1-3	1-3	0-0	0-2-2	1	1	0	0	3
Hampton	12-17-11	11	1-5	1-5	0-0	0-0-0	0	0	0	0	3

Career Stats

Season	GP	GS	Min	Avg	FG	FGA	Pct	3FG	3FGA	Pct	FT	FTA	Pct	ORB	DRB	TOT	Avg	Asst	TO	Blk	Stl	Pts	Avg
2011-12	12	0	84	7.0	10	29	.345	9	27	.333	2	4	.500	0	4	4	0.3	3	3	0	2	31	2.6

2011-12 Season Notes/Highlights



20

John Brown

6-4, 195, R-Senior G
Savannah, Ga.
Sol. C. Johnson HS
(Roane State)

Career Highs

Points - 23
vs. Presbyterian College (12-02-10)
FG Made - 10
vs. VMI (02-15-11)
FG Attempts - 17
vs. VMI (02-15-11)
3FG Attempts - 1
vs. Virginia Intermont (11-12-10)
FT Made - 5 (Two times)
Most recently, vs. Presbyterian College
(02-26-11)
FT Attempts - 7
vs. Iona (02-19-11)
Rebounds - 17
vs. Virginia Intermont (11-12-10)
Assists - 4
vs. VMI (01-20-11)
Steals - 5
vs. Charleston Southern (01-06-11)
Blocks - 1 (Nine times)
Most recently, vs. High Point (03-01-11)

2011 (R-Jr.): One of two players to start all 32 contests for the Flames ... earned second team All-Big South honors ... concluded the year No. 8 in the country and led the league in rebounding with 10.8 boards per game ... second leading scorer for Liberty, averaging 11.3 points per game ... grabbed 344 rebounds during the season, the fifth highest single-season mark in program history and the second-highest mark by a Liberty junior ... recorded 14 double-doubles during the season, one shy of tying the program's single-season mark of 15, set by Alex McLean and Mike Coleman ... posted 18 points and a season high 17 rebounds in his Liberty debut against Virginia Intermont (11/12), tying a Vines Center record for most rebounds in a game ... posted 10 points and 12 boards at Notre Dame (11/14) ... finished with 16 points and 15 boards in overtime win versus Chicago State (11/27) ... led Liberty with a season-high 23 points and 13 rebounds in a win over Presbyterian (12/2) ... instrumental in 83-81 overtime win against UNC Asheville (01/27), hitting a buzzer beating layup to win the contest for the Flames ... connected on clutch tip-in to help the Flames defeat Charleston Southern, 70-69 (2/5) ... finished with 22 points and 16 rebounds at VMI (2/15) ... named to the Big South Presidential Honor Roll.

2010-11 Game-by-Game

OPPONENT	DATE	MIN	FG-FGA	3FG-FGA	FT-FTA	OFF-DEF-TOT	A	TO	BLK	STL	PTS
Virginia Intermont	11-12-10	27	7-11	0-1	4-4	10-7-17	1	1	0	1	18
Notre Dame	11-14-10	33	5-11	0-0	0-0	5-7-12	2	3	0	3	10
UNC Wilmington	11-16-10	33	6-11	0-0	2-3	4-3-7	1	3	0	3	14
Southern Virginia	11-18-10	22	5-8	0-0	1-2	4-5-9	3	0	0	0	11
Texas Tech	11-21-10	36	5-13	0-0	0-0	5-9-14	2	6	1	1	10
USF	11-23-10	30	2-7	0-0	3-4	1-3-4	2	2	1	3	7
Mississippi Valley St.	11-26-10	30	2-6	0-0	3-5	3-6-9	1	2	0	2	7
Chicago St.	11-27-10	40	7-12	0-0	2-6	7-8-15	0	2	1	0	16
Presbyterian College	12-02-10	35	9-15	0-0	5-6	5-8-13	2	3	0	1	23
Winthrop	12-04-10	28	5-10	0-0	0-0	4-4-8	0	3	0	0	10
George Mason	12-11-10	31	3-9	0-0	1-2	3-4-7	2	2	0	1	7
William & Mary	12-18-10	33	5-11	0-0	4-6	2-10-12	2	2	0	4	14
Hampton	12-22-10	34	3-8	0-0	1-2	3-8-11	0	7	1	3	7
Union College	12-28-10	14	3-5	0-0	2-4	2-5-7	1	1	0	1	8
Gardner-Webb	12-31-10	25	4-5	0-0	0-0	1-4-5	0	5	1	1	8
UNC Asheville	01-02-11	33	3-5	0-0	2-2	3-4-7	0	5	0	1	8
Charleston Southern	01-06-11	32	6-12	0-0	1-2	7-5-12	2	5	0	5	13
Coastal Carolina	01-08-11	38	6-12	0-0	1-2	4-9-13	0	3	0	2	13
High Point	01-13-11	37	7-12	0-0	0-0	2-8-10	1	5	0	2	14
Radford	01-15-11	21	5-6	0-0	1-3	6-8-14	2	2	0	0	11
VMI	01-20-11	35	7-10	0-0	0-0	2-7-9	4	4	0	4	14
UNC Asheville	01-27-11	41	6-13	0-0	1-3	5-7-12	1	3	0	3	13
Gardner-Webb	01-29-11	29	4-8	0-0	1-2	8-8-16	1	2	1	0	9
Coastal Carolina	02-03-11	32	3-9	0-0	0-0	3-8-11	1	5	0	1	6
Charleston Southern	02-05-11	36	8-16	0-0	0-2	5-5-10	1	4	0	1	16
Radford	02-10-11	32	5-7	0-0	1-2	4-9-13	2	5	1	3	11
High Point	02-12-11	32	2-3	0-0	1-2	2-7-9	1	3	0	2	5
VMI	02-15-11	37	10-17	0-0	2-3	7-9-16	1	3	0	2	22
Iona	02-19-11	37	4-8	0-0	1-7	4-8-12	3	2	1	3	9
Winthrop	02-24-11	30	4-7	0-0	0-0	2-8-10	1	2	0	1	8
Presbyterian College	02-26-11	31	4-9	0-0	5-6	3-4-7	1	2	0	1	13
High Point	03-01-11	37	4-6	0-0	0-0	3-10-13	2	0	1	2	8

Career Stats

Season	GP	GS	Min	Avg	FG	FGA	Pct	3FG	3FGA	Pct	FT	FTA	Pct	ORB	DRB	TOT	Avg	Asst	TO	Blk	Stl	Pts	Avg
2010-11	32	32	1021	31.9	159	302	.526	0	1	.000	45	80	.563	129	215	344	10.8	43	97	9	57	363	11.3

2011-12 Season Notes/Highlights



21

Joel Vander Pol

6-10, 225, R-So., C
Fort Meyers, Fla.
Evangelical Christian

Career Highs

Points - 20
vs. Campbell (12-1-11)
FG Made - 7
vs. Hampton (12-22-10)
FG Attempts - 9
vs. Campbell (12-1-11)
FT Made - 10
vs. Campbell (12-1-11)
FT Attempts - 13
vs. Campbell (12-1-11)
Rebounds - 9
vs. Campbell (12-1-11)
Assists - 2
vs. Virginia Intermont (11-12-10)
Steals - 2
vs. Campbell (12-1-11)
Blocks - 3
vs. Union College (12-28-10)

Season Highs

Points - 20
vs. Campbell (12-1-11)
FG Made - 5
vs. Campbell (12-1-11)
FG Attempts - 9
vs. Campbell (12-1-11)
FT Made - 10
vs. Campbell (12-1-11)
FT Attempts - 13
vs. Campbell (12-1-11)
Rebounds - 9
vs. Campbell (12-1-11)
Steals - 2
vs. Campbell (12-1-11)
Blocks - 2 (Two times)
Most recently, vs. UNC Wilmington
(12-6-11)

- One of three Flames to post 20 points in a game this season.
- Had a break out game at Campbell (Dec. 1), recording setting career highs in points (20), rebounds (9), steals (2), field goals made (7) and free throws made (10). Vander Pol's 10 made free throws is the most by a Flames this season.
- Has missed the last two games due to injury.

2011 (R-Fr.): Appeared in 31 contests, starting 16 ... averaged 4.1 points and 3.2 rebounds per game ... third on the team in blocked shots with 21 ... chipped in nine points and three rebounds in a 71-62 victory over William & Mary (12/18) ... finished with a career-high 14 points, while adding six points and two blocks at Hampton (12/22) ... posted eight points and six rebounds versus Gardner-Webb (1/29) ... garnered 10 points and a career-high seven boards in a 70-69 win at Charleston Southern (2/5).

2011-12 Game-by-Game

OPPONENT	DATE	MIN	FG-FGA	3FG-FGA	FT-FTA	OFF-DEF-TOT	A	TO	BLK	STL	PTS
No. 19 Texas A&M	11-09-11	18	0-2	0-0	0-0	1-4-5	0	2	0	1	0
Randolph College	11-11-11	16	1-3	0-0	0-2	2-3-5	0	1	1	0	2
William & Mary	11-14-11	18	2-4	0-0	4-6	2-0-2	0	2	0	0	8
Eastern Kentucky	11-18-11	21	2-4	0-0	0-1	0-2-2	0	0	0	1	4
Lehigh	11-19-11	11	1-2	0-0	2-2	0-0-0	0	1	0	0	4
William & Mary	11-20-11	8	1-1	0-0	0-1	1-1-2	0	3	0	0	2
Georgia State	11-26-11	8	2-3	0-0	1-1	1-3-4	0	0	1	1	5
Campbell	12-01-11	22	5-9	0-0	10-13	4-5-9	0	1	2	2	20
Coastal Carolina	12-03-11	22	0-2	0-0	2-6	1-4-5	0	3	1	0	2
UNC Wilmington	12-06-11	19	0-0	0-0	1-4	1-0-1	0	1	2	0	1

Career Stats

Season	GP	GS	Min	Avg	FG	FGA	Pct	3FG	3FGA	Pct	FT	FTA	Pct	ORB	DRB	TOT	Avg	Asst	TO	Blk	Stl	Pts	Avg
2010-11	31	16	463	14.9	44	83	.530	0	0	.000	38	65	.585	39	60	99	3.2	5	25	21	5	126	4.1
2011-12	10	7	163	16.3	14	30	.467	0	0	.000	20	36	.556	13	22	35	3.5	0	14	7	5	48	4.8
TOTAL	41	23	626	15.3	58	113	.513	0	0	.000	58	101	.574	52	82	134	3.3	5	39	28	10	174	4.2



2011-12 Season Notes/Highlights

- Has posted double scoring figures in nine games this season.
- Leads the team in steals with 20 and has three thefts in a game on three occasions.
- Finished with a season-high 18 points in an 81-58 victory against Randolph College (Nov. 11).
- Led the Flames with 16 points, while adding a season-high six rebounds at Georgia State (Nov. 26).
- Put up 17 points in a 78-60 win against Virginia Intermont (Dec. 10).

22 Tavares Speaks

6-4, 185, Jr., G
Raleigh, N.C.
Green Hope
(Cape Fear CC)

Season Highs

Points - 18
vs. Randolph (11-11-11)
FG Made - 7 (Six times)
Most recently, vs. Virginia Intermont (12-10-11)
FG Attempts - 16
vs. Georgia St. (11-26-11)
3 FG Made - 1
vs. UNC Wilmington (12-6-11)
3FG Attempts - 2
vs. UNC Wilmington (12-6-11)
FT Made - 5
vs. Lehigh (11-19-11)
FT Attempts - 68
vs. Lehigh (11-19-11)
Rebounds - 4
vs. Lehigh (11-19-11)
Assists - 3
vs. Hampton (12-17-11)
Steals - 3 (Three times)
Most recently, vs. Hampton (12-17-11)
Blocks - 1 (Two times)
Most recently, vs. Randolph (12-17-11)

Previous School: Two-year letterwinner at Cape Fear Community College ... coached by former Liberty guard and captain Ryan Mantlo (2003-04) ... two-time all-conference honoree ... first team all-region ... regional player of the year ... JUCO All-America first team member ... two-time regular season champion with the Sea Devils... led Cape Fear to an eighth place finish at the JUCO national tournament.

Prep: Three-year letterwinner at Green Hope ... all-freshman team honoree ... helped team reach the third round of the state tournament during his junior season ... first team all-triangle and all-conference member ... led team to independent prep state championship his final season ... all-tournament team member ... named championship MVP.

2011-12 Game-by-Game

OPPONENT	DATE	MIN	FG-FGA	3FG-FGA	FT-FTA	OFF-DEF-TOT	A	TO	BLK	STL	PTS
No. 19 Texas A&M	11-09-11	26	3-8	0-1	0-0	0-2-2	0	0	0	0	6
Randolph College	11-11-11	19	7-9	0-0	4-6	0-2-2	1	0	1	2	18
William & Mary	11-14-11	24	3-6	0-0	0-0	0-0-0	0	2	0	2	6
Eastern Kentucky	11-18-11	30	7-14	0-1	0-0	1-2-3	0	1	0	1	14
Lehigh	11-19-11	29	3-10	0-1	5-8	2-2-4	1	0	0	3	11
William & Mary	11-20-11	36	5-12	0-0	3-4	0-2-2	0	1	0	2	13
Georgia State	11-26-11	32	7-16	0-0	2-3	3-3-6	1	2	0	2	16
Campbell	12-01-11	28	3-7	0-0	1-2	0-0-0	1	2	0	0	7
Coastal Carolina	12-03-11	33	7-11	0-0	1-2	0-3-3	0	2	0	0	15
UNC Wilmington	12-06-11	33	7-14	1-2	1-1	0-2-2	1	3	0	3	16
Virginia Intermont	12-10-11	26	7-10	0-0	3-3	0-3-3	0	2	0	2	17
Hampton	12-17-11	33	4-13	0-0	4-4	2-1-3	3	1	1	3	12

Career Stats

Season	GP	GS	Min	Avg	FG	FGA	Pct	3FG	3FGA	Pct	FT	FTA	Pct	ORB	DRB	TOT	Avg	Asst	TO	Blk	Stl	Pts	Avg
2011-12	12	8	349	29.1	63	130	.485	1	5	.200	24	33	.727	8	22	30	2.5	8	16	1	20	151	12.6

2011-12 Season Notes/Highlights



23

Hart Gliedman

6-5, 210, R-Fr., F

New York, N. Y.

Long Island Lutheran

Season Highs

Points - 4

vs. Randolph (11-11-11)

FG Made - 2

vs. Randolph (11-11-11)

FG Attempts - 4

vs. Randolph (11-11-11)

FT Attempts - 1

vs. Randolph (11-11-11)

Rebounds - 1 Four times

Most recently, vs. Virginia Intermont

Assists - 1

vs. Virginia Intermont (12-10-11)

- Recorded four points on 2-for-4 shooting versus Randolph College.

Prep: Two-year letter winner at Friends Seminary ... two-time all-league selection ... helped his team win the conference his sophomore year ... sat out his junior season upon transferring to Long Island Lutheran (LuHi) ... finished his career as a captain at LuHi his senior year ... 1,000 point scorer during his high school career ... tabbed an all-tournament selection at the New York State Federation Championship Tournament ... named MVP at the Big Apple Tournament, New York City's premier city tournament ... regarded as one of Long Island's Top 10 players ... earned New Balance Academic All-State honors ... won a gold medal the 2007 Maccabi Europe Tournament Summer 2007 in Rome, Italy, squaring off with top European teams.

2011-12 Game-by-Game

OPPONENT	DATE	MIN	FG-FGA	3FG-FGA	FT-FTA	OFF-DEF-TOT	A	TO	BLK	STL	PTS
No. 19 Texas A&M	11-09-11	2	0-0	0-0	0-0	0-0-0	0	0	0	0	0
Randolph College	11-11-11	15	2-4	0-0	0-1	0-1-1	0	2	0	0	4
William & Mary	11-14-11	2	0-0	0-0	0-0	0-0-0	0	0	0	0	0
Eastern Kentucky	11-18-11	3	0-0	0-0	0-0	0-0-0	0	0	0	0	0
Lehigh	11-19-11	3	0-0	0-0	0-0	0-1-1	0	0	0	0	0
Georgia State	11-26-11	6	0-1	0-0	0-0	1-0-1	0	0	0	0	0
Campbell	12-01-11	15	0-1	0-0	0-0	0-0-0	0	0	0	0	0
UNC Wilmington	12-06-11	1	0-0	0-0	0-0	0-0-0	0	0	0	0	0
Virginia Intermont	12-10-11	6	0-0	0-0	0-0	0-1-1	1	0	0	0	0

Career Stats

Season	GP	GS	Min	Avg	FG	FGA	Pct	3FG	3FGA	Pct	FT	FTA	Pct	ORB	DRB	TOT	Avg	Asst	TO	Blk	Stl	Pts	Avg
2011-12	9	0	42	4.7	2	6	.333	0	0	.000	0	1	.000	1	3	4	0.4	1	2	0	0	4	0.4

2011-12 Season Notes/Highlights



24

Antwan Burrus
6-6, 235, Junior F
Winterville, N.C.
South Central

Career Highs

Points - 20

vs. VMI (01-28-10)

FG Made - 8

vs. Virginia Intermont (12-10-11)

FG Attempts - 14

vs. Coastal Carolina (12-3-11)

3FG Attempts - 1

vs. UCF (12-29-09)

FT Made - 8 (Three times)

Most recently, vs. Gardner-Webb

(12-31-10)

FT Attempts -13

vs. Gardner-Webb (12-31-10)

Rebounds - 13

vs. VMI (01-28-10)

Assists - 6

vs. VMI (01-28-10)

Steals - 2 (Four times)

Most recently, vs. No. 19 Texas A&M

(11-09-11)

Blocks - 5

vs. Radford (01-15-11)

Season Highs

Points - 19

vs. Virginia Intermont (12-10-11)

FG Made - 8

vs. Virginia Intermont (12-10-11)

FG Attempts - 14

vs. Coastal Carolina (12-3-11)

FT Made - 3

vs. Virginia Intermont (12-10-11)

FT Attempts - 4

vs. Virginia Intermont (12-10-11)

Rebounds - 11

vs. Lehigh (11-19-11)

Assists - 2 (Two times)

Most recently, vs. Virginia Intermont

(12-10-11)

Steals - 2

vs. No. 19 Texas A&M (11-09-11)

Blocks - 2 (Five times)

Most recently, vs. Hampton (12-17-11)

- Recently cracked Liberty's Top 50 scorers list. Currently has 531 points.
- Has three double-doubles on the season.
- Posted double scoring figures in eight games this year.
- Paced the Flames with 19 points in a 78-60 win over Virginia Intermont, garnering a career-high eight made field goals.
- Dropped 14 points in Liberty's 75-72 win at William & mary (Nov. 14).

2011-12 Game-by-Game

OPPONENT	DATE	MIN	FG-FGA	3FG-FGA	FT-FTA	OFF-DEF-TOT	A	TO	BLK	STL	PTS
No. 19 Texas A&M	11-09-11	30	4-8	0-0	2-2	1-2-3	1	1	0	2	10
Randolph College	11-11-11	16	5-5	0-0	0-0	1-3-4	0	1	2	0	10
William & Mary	11-14-11	33	7-11	0-0	0-1	3-3-6	1	0	0	1	14
Eastern Kentucky	11-18-11	27	2-4	0-0	3-4	2-4-6	0	5	1	0	7
Lehigh	11-19-11	31	4-8	0-0	2-3	3-8-11	0	0	1	0	10
William & Mary	11-20-11	32	4-8	0-0	2-2	2-5-7	2	3	2	0	10
Georgia State	11-26-11	31	2-6	0-0	0-0	0-0-0	0	1	2	1	4
Campbell	12-01-11	22	2-9	0-0	2-2	4-3-7	1	0	0	0	6
Coastal Carolina	12-03-11	32	6-14	0-0	0-0	6-4-10	0	1	0	0	12
UNC Wilmington	12-06-11	27	4-7	0-0	0-2	2-4-6	0	1	2	0	8
Virginia Intermont	12-10-11	32	8-12	0-0	3-4	5-5-10	2	2	1	0	19
Hampton	12-17-11	34	5-7	0-0	2-2	1-4-5	1	1	2	1	12

Career Stats

Season	GP	GS	Min	Avg	FG	FGA	Pct	3FG	3FGA	Pct	FT	FTA	Pct	ORB	DRB	TOT	Avg	Asst	TO	Blk	Stl	Pts	Avg
2009-10	29	16	498	17.2	81	156	.519	0	1	.000	40	52	.769	48	71	119	4.1	15	34	28	6	202	7.0
2010-11	32	14	704	22.0	79	165	.479	0	0	.000	49	72	.681	72	61	133	4.2	11	42	40	11	207	6.5
2011-12	12	11	347	28.9	53	99	.535	0	0	.000	16	22	.727	30	45	75	6.3	8	16	13	5	122	10.2
TOTAL	73	41	1549	21.2	213	420	.507	0	1	.000	105	146	.719	150	177	327	4.5	34	92	81	22	531	7.3



25

Jesse Sanders

6-3, 200, Senior G
Sugar Land, Texas
Homeschooled (HCYA)

Career Highs

Points - 25
vs. Winthrop (03-02-10)
FG Made - 8
vs. Winthrop (03-02-10)
FG Attempts - 18
vs. Winthrop (03-02-10)
3FG Made - 2 (Seven times)
Most recently, vs. Hampton (12-17-11)
3FG Attempts - 6
vs. VMI (02-15-11)
FT Made - 13
vs. VMI (01-20-11)
FT Attempts - 15
vs. VMI (01-20-11)
Rebounds - 15
vs. VMI (01-28-10)
Assists - 13
vs. VMI (01-20-11)
Steals - 4 (Four times)
Most recently, vs. UNC Asheville (02-11-10)
Blocks - 2 (Two times)
Most recently, vs. Presbyterian (02-09-09)

Season Highs

Points - 22
vs. Hampton (12-17-11)
FG Made - 7
vs. Eastern Kentucky (11-18-11)
FG Attempts - 12
vs. Eastern Kentucky (11-18-11)
3FG Made - 2
vs. Hampton (12-17-11)
3FG Attempts - 3
vs. No. 19 Texas A&M (11-09-11)
FT Made - 8
vs. Hampton (12-17-11)
FT Attempts - 8
vs. Hampton (12-17-11)
Rebounds - 13
vs. UNC Wilmington (12-18-11)
Assists - 10 (Two times)
Most recently, vs. Coastal Carolina (12-3-11)
Steals - 3 (Two times)
Most recently, vs. Georgia St. (11-26-11)
Blocks - 1
vs. Virginia Intermont (12-10-11)

2011-12 Season Notes/Highlights

- One of three Flames to score 20 points in a game this season.
- Posted a season-high 22 points, the most by a Flame this year, in a 74-65 win over Hampton.
- Only player in the country averaging at least 7.0 rebounds and 7.0 assists.
- Currently ranked third in the country in assists (7.8 apg).
- Was named to the 2K Sports Classic Lynchburg Sub Regional All-Tournament Team, averaging 14.0 points, 9.0 rebounds and 7.0 assists during the event.
- Has connected on his last 18 free throws and is shooting 95.0 percent from the charity stripe in the last three games.
- Finished with seven assists or more in 10 games, this season.
- Led the Flames with 19 points in games against Eastern Kentucky and UNC Wilmington.
- Candidate for Lowe's Senior CLASS Award.

2011-12 Game-by-Game

OPPONENT	DATE	MIN	FG-FGA	3FG-FGA	FT-FTA	OFF-DEF-TOT	A	TO	BLK	STL	PTS
No. 19 Texas A&M	11-09-11	31	2-8	0-3	4-6	3-1-4	9	4	0	0	8
Randolph College	11-11-11	22	4-4	0-0	3-6	4-5-9	8	4	0	2	11
William & Mary	11-14-11	36	4-8	1-1	2-4	4-3-7	8	2	0	1	11
Eastern Kentucky	11-18-11	34	7-12	0-2	5-7	3-4-7	4	2	0	3	19
Lehigh	11-19-11	35	3-11	0-0	6-6	3-5-8	10	2	0	1	12
William & Mary	11-20-11	37	2-6	1-2	6-8	3-9-12	7	2	0	2	11
Georgia State	11-26-11	35	4-10	1-1	5-7	2-5-7	3	3	0	3	14
Campbell	12-01-11	31	2-3	0-0	2-3	3-4-7	9	4	0	0	6
Coastal Carolina	12-03-11	35	2-10	1-3	4-5	3-3-6	10	3	0	2	9
UNC Wilmington	12-06-11	37	6-7	1-1	6-7	6-7-3	7	6	0	2	19
Virginia Intermont	12-10-11	31	3-8	0-1	6-6	3-9-12	9	1	1	0	12
Hampton	12-17-11	36	6-9	2-2	8-8	1-6-7	9	3	0	1	22

Career Stats

Season	GP	GS	Min	Avg	FG	FGA	Pct	3FG	3FGA	Pct	FT	FTA	Pct	ORB	DRB	TOT	Avg	Asst	TO	Blk	Stl	Pts	Avg
2008-09	32	30	977	30.5	76	148	.514	7	31	.226	63	83	.759	72	95	167	5.2	137	57	6	38	222	6.9
2009-10	31	31	1000	32.3	80	184	.435	13	40	.325	79	117	.675	59	149	208	6.7	152	101	3	42	252	8.1
2010-11	32	31	1043	32.6	110	257	.428	15	56	.268	127	168	.756	74	117	191	6.0	183	96	5	37	362	11.3
2011-12	12	12	400	33.3	45	96	.469	7	16	.438	57	53	.781	38	61	99	8.3	93	36	1	17	154	12.8
TOTAL	107	104	3420	32.0	311	685	.454	42	143	.294	326	441	.739	243	422	665	6.2	565	290	15	134	990	9.3

2011-12 Season Notes/Highlights



31

Stephen Baird
6-8, 220, R-Fr., F
San Antonio, Texas
Home School

Season Highs

Points - 9
vs. Virginia Intermtont (12-10-11)
FG Made - 4
vs. Virginia Intermtont (12-10-11)
FG Attempts - 6
vs. Virginia Intermtont (12-10-11)
3FG Attempts - 3
vs. Randolph (11-11-11)
FT Made - 2
vs. Georgia St. (11-26-11)
FT Attempts - 4
vs. Georgia St. (11-26-11)
Rebounds - 4
vs. Virginia Intermtont (12-10-11)
Assists - 1 (Two times)
Most recently, vs. Georgia St. (11-26-11)
Steals - 3
vs. Virginia Intermtont (12-10-11)
Blocks - 1
vs. Virginia Intermtont (12-10-11)

- Received first collegiate start against Virginia Intermtont (Dec.10), recording a season-high nine points and four rebounds in 28 minutes.

- Tallied five points in games against Randolph College and Lehigh.


2011-12 Game-by-Game

OPPONENT	DATE	MIN	FG-FGA	3FG-FGA	FT-FTA	OFF-DEF-TOT	A	TO	BLK	STL	PTS
No. 19 Texas A&M	11-09-11	5	0-3	0-1	0-0	0-0-0	0	0	0	0	0
Randolph College	11-11-11	13	2-5	0-3	1-2	1-1-2	1	1	1	1	5
Lehigh	11-19-11	7	2-3	0-0	1-2	1-0-1	0	0	1	0	5
William & Mary	11-20-11	2	0-1	0-0	0-0	0-1-1	0	0	0	0	0
Georgia State	11-26-11	8	0-2	0-1	2-4	0-2-2	1	2	0	0	2
Campbell	12-01-11	8	1-1	0-0	1-2	0-0-0	0	0	0	0	3
Coastal Carolina	12-03-11	2	1-1	0-0	0-0	1-0-1	0	0	0	0	2
UNC Wilmington	12-06-11	6	0-1	0-1	0-0	0-0-0	0	0	0	0	0
Virginia Intermtont	12-10-11	28	4-6	0-1	1-2	1-3-4	0	1	1	3	9
Hampton	12-17-11	19	0-5	0-0	0-0	1-2-3	0	1	0	0	0

Career Stats

Season	GP	GS	Min	Avg	FG	FGA	Pct	3FG	3FGA	Pct	FT	FTA	Pct	ORB	DRB	TOT	Avg	Asst	TO	Blk	Stl	Pts	Avg
2011-12	10	2	98	9.8	10	28	.357	0	7	.000	6	12	.500	5	9	14	1.4	2	5	3	4	26	2.6

2011-12 Season Notes/Highlights



33

John Caleb Sanders

*6-0, 175, Sophomore G
Sugar Land, Texas
Homeschool (HCYA)*

Career Highs

Points - 18 (Two times)
Most recently, vs. Lehigh (11-19-11)
FG Made - 8
vs. Lehigh (11-19-11)
FG Attempts - 15 (Two times)
Most recently, vs. Virginia Intermont
3FG Made - 4
vs. Randolph (11-11-11)
3FG Attempts - 10
vs. No. 19 Texas A&M (11-09-11)
FT Made - 4
vs. Hampton (12-17-11)
FT Attempts - 6
vs. Virginia Intermont (12-10-11)
Rebounds - 8
vs. Hampton (12-17-11)
Assists - 3 (six times)
Most recently, vs. Virginia Intermont
(12-10-11)
Steals - 4
vs. Virginia Intermont (12-10-11)
Blocks - 1
vs. Virginia Intermont (12-10-11)

Season Highs

Points - 18 (Two times)
Most recently, vs. Lehigh (11-19-11)
FG Made - 8
vs. Lehigh (11-19-11)
FG Attempts - 15 (Two times)
Most recently, vs. Virginia Intermont
(12-10-11)
3FG Made - 4
vs. Randolph (11-11-11)
3FG Attempts - 10
vs. No. 19 Texas A&M (11-09-11)
FT Made - 4
vs. Hampton (12-17-11)
FT Attempts - 6
vs. Virginia Intermont (12-10-11)
Rebounds - 8
vs. Hampton (12-17-11)
Assists - 3 (Five times)
Most recently, vs. Virginia Intermont
(12-10-11)
Steals - 4
vs. Virginia Intermont (12-10-11)
Blocks - 1
vs. Virginia Intermont (12-10-11)

- Has posted double scoring in eight games this season.
- Tallied 14 points while grabbing a career-high eight rebounds against Hampton (Dec. 17).
- Recorded 15 points while nabbing a career-high four steals against Virginia Intermont. Sanders' four thefts is the most by a Flame this year.
- Tied his career high of 18 points against Lehigh on 8-for-13 shooting from the field.
- Finished with 17 points against Randolph College, knocking down four treys, the most by a Flame this season.
- Opened the season with a career-high 18 points against No. 19 Texas A&M.

2011-12 Game-by-Game

OPPONENT	DATE	MIN	FG-FGA	3FG-FGA	FT-FTA	OFF-DEF-TOT	A	TO	BLK	STL	PTS
No. 19 Texas A&M	11-09-11	26	6-15	3-10	3-3	1-1-2	3	0	0	0	18
Randolph College	11-11-11	24	6-9	4-6	1-2	0-4-4	2	2	0	3	17
William & Mary	11-14-11	30	5-13	2-8	0-0	1-1-2	2	2	0	1	12
Eastern Kentucky	11-18-11	26	0-5	0-3	0-0	1-4-5	2	1	0	0	0
Lehigh	11-19-11	27	8-13	2-6	0-0	1-0-1	3	4	0	0	18
William & Mary	11-20-11	33	4-11	2-6	2-4	0-5-5	3	0	0	0	12
Georgia State	11-26-11	27	2-7	0-3	1-2	1-1-2	1	1	0	0	5
Campbell	12-01-11	23	6-14	1-6	1-1	0-0-0	2	2	0	0	14
Coastal Carolina	12-03-11	24	2-6	1-4	0-0	0-0-0	0	1	0	0	5
UNC Wilmington	12-06-11	21	3-12	0-4	2-4	0-4-4	3	2	0	0	8
Virginia Intermont	12-10-11	26	6-15	1-6	2-6	1-3-4	3	2	1	4	15
Hampton	12-17-11	23	4-8	2-6	4-4	0-8-8	3	3	0	0	14

Career Stats

Season	GP	GS	Min	Avg	FG	FGA	Pct	3FG	3FGA	Pct	FT	FTA	Pct	ORB	DRB	TOT	Avg	Asst	TO	Blk	Stl	Pts	Avg
2010-11	32	0	397	12.4	44	125	.352	34	100	.340	4	12	.333	8	24	32	1.0	20	20	0	10	126	3.9
2011-12	12	8	310	25.8	52	128	.406	18	68	.265	16	26	.615	6	31	37	3.1	27	20	1	8	138	11.5
TOTAL	44	8	707	16.1	96	253	.379	52	168	.310	20	38	.526	14	55	69	1.6	47	40	0	18	264	6.0

2011-12 Season Notes/Highlights



42

Sommy Ogukwe

6-7, 215, Freshman F

Abuja, Nigeria

Bethel Christian Academy

Career Highs

Points - 4 (Two times)

Most recently, vs. Presbyterian College
(02-26-11)

FG Made - 2 (Two times)

Most recently, vs. Presbyterian College
(02-26-11)

FG Attempts - 4

vs. Virginia Intermont (11-12-10)

FT Made - 1 (Three times)

Most recently, vs. Charleston Southern
(02-05-11)

FT Attempts - 2 (Six times)

Most recently, vs. Winthrop (02-24-11)

Rebounds - 7

vs. Virginia Intermont (11-12-10)

Assists - 1

vs. Union College (12-28-10)

Steals - 1 (Four times)

Most recently, vs. Presbyterian College
(02-26-11)

Blocks - 3 (Two times)

Most recently, vs. Winthrop
(02-24-11)

2011 (Fr.): Appeared in 30 contests for the Flames, starting in games at Notre Dame (11/14) and UNC Wilmington (11/16) ... posted three points and seven rebounds in his Liberty debut against Virginia Intermont (11/12) ... grabbed six rebounds against Southern Virginia (11/18) ... recorded four points and six rebounds in eight minutes during the Flames' 66-60 win at High Point (1/13) ... played a season-high 24 minutes at Presbyterian College (2/26), chipping in four points and four rebounds.

2010-11 Game-by-Game

OPPONENT	DATE	MIN	FG-FGA	3FG-FGA	FT-FTA	OFF-DEF-TOT	A	TO	BLK	STL	PTS
Virginia Intermont	11-12-10	18	1-4	0-0	1-2	5-2-7	0	1	0	0	3
Notre Dame	11-14-10	12	1-2	0-0	0-2	0-3-3	0	0	0	0	2
UNC Wilmington	11-16-10	7	0-0	0-0	0-0	0-0-0	0	0	0	0	0
Southern Virginia	11-18-10	17	1-3	0-0	0-0	4-2-6	0	4	2	1	2
Texas Tech	11-21-10	2	0-0	0-0	0-0	0-0-0	0	0	0	0	0
USF	11-23-10	5	0-0	0-0	0-0	0-2-2	0	0	0	0	0
Mississippi Valley St.	11-26-10	3	0-0	0-0	0-0	0-2-2	0	0	0	0	0
Chicago St.	11-27-10	5	0-0	0-0	0-0	0-1-1	0	1	1	0	0
Presbyterian College	12-02-10	3	0-1	0-0	0-0	1-1-2	0	1	0	0	0
Winthrop	12-04-10	5	0-0	0-0	0-0	0-0-0	0	0	1	0	0
George Mason	12-11-10	5	0-0	0-0	0-0	0-0-0	0	0	0	0	0
William & Mary	12-18-10	4	0-0	0-0	0-0	0-1-1	0	1	1	0	0
Hampton	12-22-10	1	0-0	0-0	0-0	0-0-0	0	0	0	0	0
Union College	12-28-10	11	1-1	0-0	1-2	0-3-3	1	0	1	0	3
UNC Asheville	01-02-11	1	0-0	0-0	0-0	0-1-1	0	0	1	0	0
Coastal Carolina	01-08-11	7	0-1	0-0	0-0	0-1-1	0	0	3	0	0
High Point	01-13-11	8	2-3	0-0	0-0	4-2-6	0	2	0	0	4
Radford	01-15-11	8	0-0	0-0	0-0	0-1-1	0	1	0	0	0
VMI	01-20-11	7	1-2	0-0	0-0	0-2-2	0	0	1	0	2
UNC Asheville	01-27-11	6	0-0	0-0	0-0	0-0-0	0	1	0	1	0
Gardner-Webb	01-29-11	7	1-2	0-0	0-0	1-2-3	0	0	2	0	2
Coastal Carolina	02-03-11	7	0-0	0-0	0-0	0-1-1	0	1	1	1	0
Charleston Southern	02-05-11	9	0-0	0-0	1-2	0-2-2	0	1	0	0	1
Radford	02-10-11	1	0-0	0-0	0-0	0-0-0	0	0	0	0	0
High Point	02-12-11	6	0-0	0-0	0-0	0-2-2	0	0	1	0	0
VMI	02-15-11	4	1-2	0-0	0-2	2-0-2	0	1	0	0	2
Iona	02-19-11	8	1-1	0-0	0-0	1-0-1	0	0	1	0	2
Winthrop	02-24-11	15	1-3	0-0	0-2	1-4-5	0	0	3	0	2
Presbyterian College	02-26-11	24	2-3	0-0	0-1	1-3-4	0	1	2	1	4
High Point	03-01-11	7	1-1	0-0	0-1	1-1-2	0	1	1	0	2

Career Stats

Season	GP	GS	Min	Avg	FG	FGA	Pct	3FG	3FGA	Pct	FT	FTA	Pct	ORB	DRB	TOT	Avg	Asst	TO	Blk	Stl	Pts	Avg
2010-11	30	2	223	7.4	14	29	.483	0	0	.000	3	14	.214	21	39	60	2.0	1	17	22	4	31	1.0

2011-12 Liberty Men's Basketball
 Liberty Combined Team Statistics (as of Dec 18, 2011)
 All games

RECORD:	OVERALL	HOME	AWAY	NEUTRAL
ALL GAMES	4-8	3-4	1-4	0-0
CONFERENCE	0-2	0-0	0-2	0-0
NON-CONFERENCE	4-6	3-4	1-2	0-0

##	Player	gp-gs	min	avg	Total		3-Point		F-Throw		Rebounds				pf	dq	a	to	blk	stl	pts	avg
					fg-fga	fg%	3fg-fga	3fg%	ft-fta	ft%	off	def	tot	avg								
25	SANDERS, Jesse	12-12	400	33.3	45-96	.469	7-16	.438	57-73	.781	38	61	99	8.3	31	0	93	36	1	17	154	12.8
22	SPEAKS, Tavares	12-8	349	29.1	63-130	.485	1-5	.200	24-33	.727	8	22	30	2.5	32	1	8	16	2	20	151	12.6
14	MINAYA, David	10-9	299	29.9	49-122	.402	6-29	.207	20-24	.833	10	34	44	4.4	25	0	12	13	0	5	124	12.4
33	SANDERS, John Caleb	12-8	310	25.8	52-128	.406	18-68	.265	16-26	.615	6	31	37	3.1	24	0	27	20	1	8	138	11.5
24	BURRUS, Antwan	12-11	347	28.9	53-99	.535	0-0	.000	16-22	.727	30	45	75	6.3	33	0	8	16	13	5	122	10.2
13	GIELO, Tomasz	1-0	27	27.0	4-5	.800	1-1	1.000	0-0	.000	0	1	1	1.0	1	0	0	0	0	1	9	9.0
21	VANDER POL, Joel	10-7	163	16.3	14-30	.467	0-0	.000	20-36	.556	13	22	35	3.5	26	0	0	14	7	5	48	4.8
31	BAIRD, Stephen	10-2	98	9.8	10-28	.357	0-7	.000	6-12	.500	5	9	14	1.4	13	0	2	5	3	4	26	2.6
15	LAYER, Ethan	12-0	84	7.0	10-29	.345	9-27	.333	2-4	.500	0	4	4	0.3	11	0	3	3	0	2	31	2.6
02	PHILLIPS, Chene	12-3	207	17.3	9-37	.243	0-6	.000	13-16	.813	6	32	38	3.2	25	1	27	15	0	10	31	2.6
03	AIKENS, Walt	3-0	25	8.3	1-3	.333	0-2	.000	0-2	.000	0	0	0	0.0	4	0	0	0	0	0	2	0.7
05	ASSINESI, Kelly	9-0	27	3.0	1-3	.333	1-2	.500	1-2	.500	0	0	0	0.0	4	0	3	2	0	0	4	0.4
23	GLIEDMAN, Hart	9-0	42	4.7	2-6	.333	0-0	.000	0-1	.000	1	3	4	0.4	3	0	1	2	0	0	4	0.4
01	HOYT, Tanner	3-0	5	1.7	0-2	.000	0-0	.000	0-0	.000	0	1	1	0.3	1	0	0	0	0	0	0	0.0
11	SMITH, Andrew	6-0	17	2.8	0-1	.000	0-0	.000	0-0	.000	0	0	0	0.0	1	0	1	0	0	0	0	0.0
Team											27	16	43		1		4					
Total.....		12	2400		313-719	.435	43-163	.264	175-251	.697	144	281	425	35.4	235	2	185	146	27	77	844	70.3
Opponents.....		12	2400		314-667	.471	82-226	.363	177-242	.731	104	302	406	33.8	221	-	181	165	52	76	887	73.9

TEAM STATISTICS	LIBERTY	OPP	Date	Opponent	Score	Att.
SCORING	844	887	11-09-11	at Texas A&M	L 59-81	6118
Points per game	70.3	73.9	11-11-11	RANDOLPH COLLEGE	w 81-58	2331
Scoring margin	-3.6	-	11-14-11	at William & Mary	w 75-72	2209
FIELD GOALS-ATT	313-719	314-667	11-18-11	EASTERN KENTUCKY	L 65-73	1956
Field goal pct	.435	.471	11-19-11	LEHIGH	L 80-90	849
3 POINT FG-ATT	43-163	82-226	11-20-11	WILLIAM & MARY	L 64-65	658
3-point FG pct	.264	.363	11-26-11	at Georgia State	L 50-72	803
3-pt FG made per game	3.6	6.8	* 12-01-11	at Campbell	L 82-96	1680
FREE THROWS-ATT	175-251	177-242	* 12-03-11	at Coastal Carolina	L 68-78	1039
Free throw pct	.697	.731	12-06-11	UNC WILMINGTON	L 68-77	1611
F-Throws made per game	14.6	14.8	12-10-11	VIRGINIA INTERMONT	w 78-60	1580
REBOUNDS	425	406	12-17-11	HAMPTON	w 74-65	780
Rebounds per game	35.4	33.8				
Rebounding margin	+1.6	-				
ASSISTS	185	181				
Assists per game	15.4	15.1				
TURNOVERS	146	165				
Turnovers per game	12.2	13.8				
Turnover margin	+1.6	-				
Assist/turnover ratio	1.3	1.1				
STEALS	77	76				
Steals per game	6.4	6.3				
BLOCKS	27	52				
Blocks per game	2.3	4.3				
ATTENDANCE	9765	11849				
Home games-Avg/Game	7-1395	5-2370				
Neutral site-Avg/Game	-	0-0				

* = Conference game

Score by Periods	1st	2nd	Totals
Liberty	381	463	844
Opponents	406	481	887

2011-12 Liberty Men's Basketball
 Liberty Combined Team Statistics (as of Dec 05, 2011)
 Conference games

RECORD:	OVERALL	HOME	AWAY	NEUTRAL
ALL GAMES	0-2	0-0	0-2	0-0
CONFERENCE	0-2	0-0	0-2	0-0
NON-CONFERENCE	0-0	0-0	0-0	0-0

##	Player	gp-gs	min	avg	Total		3-Point		F-Throw		Rebounds				pf	dq	a	to	blk	stl	pts	avg
					fg-fga	fg%	3fg-fga	3fg%	ft-fta	ft%	off	def	tot	avg								
14	MINAYA, David	2-1	65	32.5	10-25	.400	0-5	.000	4-5	.800	3	10	13	6.5	4	0	2	1	0	1	24	12.0
22	SPEAKS, Tavares	2-2	61	30.5	10-18	.556	0-0	.000	2-4	.500	0	3	3	1.5	6	1	1	4	0	0	22	11.0
21	VANDER POL, Joel	2-2	44	22.0	5-11	.455	0-0	.000	12-19	.632	5	9	14	7.0	8	0	0	4	3	2	22	11.0
33	SANDERS, John Caleb	2-1	47	23.5	8-20	.400	2-10	.200	1-1	1.000	0	0	0	0.0	7	0	2	3	0	0	19	9.5
24	BURRUS, Antwan	2-1	54	27.0	8-23	.348	0-0	.000	2-2	1.000	10	7	17	8.5	6	0	1	1	0	0	18	9.0
25	SANDERS, Jesse	2-2	66	33.0	4-13	.308	1-3	.333	6-8	.750	6	7	13	6.5	5	0	19	7	0	2	15	7.5
15	LAYER, Ethan	2-0	15	7.5	4-8	.500	4-8	.500	2-4	.500	0	0	0	0.0	5	0	0	0	0	0	14	7.0
02	PHILLIPS, Chene	2-1	29	14.5	3-7	.429	0-0	.000	5-6	.833	0	4	4	2.0	8	1	6	3	0	2	11	5.5
31	BAIRD, Stephen	2-0	10	5.0	2-2	1.000	0-0	.000	1-2	.500	1	0	1	0.5	0	0	0	0	0	0	5	2.5
23	GLIEDMAN, Hart	1-0	4	4.0	0-1	.000	0-0	.000	0-0	.000	0	0	0	0.0	2	0	0	0	0	0	0	0.0
05	ASSINESI, Kelly	2-0	4	2.0	0-0	.000	0-0	.000	0-0	.000	0	0	0	0.0	1	0	1	0	0	0	0	0.0
01	HOYT, Tanner	1-0	1	1.0	0-0	.000	0-0	.000	0-0	.000	0	0	0	0.0	0	0	0	0	0	0	0	0.0
Team											3	3	6				1					
Total.....		2	400		54-128	.422	7-26	.269	35-51	.686	28	43	71	35.5	52	2	32	24	3	7	150	75.0
Opponents.....		2	400		57-108	.528	12-28	.429	48-64	.750	15	54	69	34.5	48	-	35	26	12	11	174	87.0

TEAM STATISTICS	LIBERTY	OPP	Date	Opponent	Score	Att.
SCORING	150	174	* 12-01-11	at Campbell	L 82-96	1680
Points per game	75.0	87.0	* 12-03-11	at Coastal Carolina	L 68-78	1039
Scoring margin	-12.0	-	* - Conference game			
FIELD GOALS-ATT	54-128	57-108				
Field goal pct	.422	.528				
3 POINT FG-ATT	7-26	12-28				
3-point FG pct	.269	.429				
3-pt FG made per game	3.5	6.0				
FREE THROWS-ATT	35-51	48-64				
Free throw pct	.686	.750				
F-Throws made per game	17.5	24.0				
REBOUNDS	71	69				
Rebounds per game	35.5	34.5				
Rebounding margin	+1.0	-				
ASSISTS	32	35				
Assists per game	16.0	17.5				
TURNOVERS	24	26				
Turnovers per game	12.0	13.0				
Turnover margin	+1.0	-				
Assist/turnover ratio	1.3	1.3				
STEALS	7	11				
Steals per game	3.5	5.5				
BLOCKS	3	12				
Blocks per game	1.5	6.0				
ATTENDANCE	0	2719				
Home games-Avg/Game	0-0	2-1360				
Neutral site-Avg/Game	-	0-0				

Score by Periods	1st	2nd	Totals
Liberty	77	73	150
Opponents	88	86	174

2011-12 Liberty Men's Basketball
 Liberty Team Game-by-Game Comparison (as of Dec 18, 2011)
 All games

Opponent	1st	2nd	Score	Mar	Total FG	FG Pct	3-Pointers	3FG Pct	Free Throws	FT Pct	Rebounds	Assist	T/Over	Block	Steal	Fouls
Texas A&M	14/37	45/44	59-81	(22)	21-63/34-52	.333/.654	5-21/1-7	.238/.143	12-15/12-22	.800/.545	29/39 (10)	16/21	10/13	0/4	4/4	21/17
RANDOLPH COLLEGE	44/23	37/35	81-58	+23	32-59/19-50	.542/.380	5-15/7-15	.333/.467	12-23/13-20	.522/.650	42/26 +16	19/8	17/20	5/2	10/8	21/17
William & Mary	35/28	40/44	75-72	+3	29-59/25-54	.492/.463	4-12/10-21	.333/.476	13-19/12-16	.684/.750	35/29 +6	16/11	12/16	0/4	8/6	16/18
EASTERN KENTUCKY	28/28	37/45	65-73	(8)	27-57/27-57	.474/.474	2-11/10-22	.182/.455	9-13/9-9	.692/1000	29/33 (4)	11/19	12/13	1/3	6/10	14/14
LEHIGH	35/43	45/47	80-90	(10)	28-65/31-58	.431/.534	4-12/6-17	.333/.353	20-27/22-27	.741/.815	36/31 +5	18/18	11/11	2/4	6/6	23/18
WILLIAM & MARY	26/29	38/36	64-65	(1)	22-54/21-57	.407/.368	3-12/7-27	.250/.259	17-23/16-23	.739/.696	38/36 +2	14/10	10/7	2/2	6/5	20/19
Georgia State	28/37	22/35	50-72	(22)	19-59/24-50	.322/.480	1-11/8-19	.091/.421	11-17/16-22	.647/.727	34/38 (4)	11/17	11/11	3/9	7/7	19/15
Campbell	41/45	41/51	82-96	(14)	27-63/30-54	.429/.556	4-14/4-10	.286/.400	24-33/32-43	.727/.744	34/34 -	19/19	12/11	2/6	4/6	33/27
Coastal Carolina	36/43	32/35	68-78	(10)	27-65/27-54	.415/.500	3-12/8-18	.250/.444	11-18/16-21	.611/.762	37/35 +2	13/16	12/15	1/6	3/5	19/21
UNC WILMINGTON	31/36	37/41	68-77	(9)	26-61/31-67	.426/.463	4-18/4-25	.222/.160	12-20/11-14	.600/.786	35/45 (10)	14/20	17/19	4/6	6/8	16/17
VIRGINIA INTERMONT	29/30	49/30	78-60	+18	30-60/23-62	.500/.371	2-11/8-21	.182/.381	16-25/6-9	.640/.667	44/30 +14	18/8	12/13	4/5	11/7	17/20
HAMPTON	34/27	40/38	74-65	+9	25-54/22-52	.463/.423	6-14/9-24	.429/.375	18-18/12-16	1000/.750	32/30 +2	16/14	10/16	3/1	6/4	16/18

Note: Game totals are displayed in the format TEAM/OPPONENT for each category

2011-12 Liberty Men's Basketball
 Liberty Player High/Low Analysis (as of Dec 18, 2011)
 All games

Liberty - I N D I V I D U A L G A M E H I G H S

Points	22		SANDERS, Jesse vs Hampton (12-17-11)
	20		VANDER POL, Joel at Campbell (12-01-11)
	20		MINAYA, David at William & Mary (11-14-11)
	19		BURRUS, Antwan vs Virginia Intermont (12-10-11)
	19		SANDERS, Jesse vs UNC Wilmington (12-06-11)
	19		MINAYA, David vs Eastern Kentucky (11-18-11)
	19		SANDERS, Jesse vs Eastern Kentucky (11-18-11)
Field Goals Made	8		BURRUS, Antwan vs Virginia Intermont (12-10-11)
	8		SANDERS, John Caleb vs Lehigh (11-19-11)
	8		MINAYA, David vs Eastern Kentucky (11-18-11)
Field Goal Att.	16		SPEAKS, Tavares at Georgia State (11-26-11)
	16		MINAYA, David vs Lehigh (11-19-11)
FG Pct (min 5 made)	1.000	(5-5)	BURRUS, Antwan vs Randolph College (11-11-11)
	.857	(6-7)	SANDERS, Jesse vs UNC Wilmington (12-06-11)
3-Point FG Made	4		SANDERS, John Caleb vs Randolph College (11-11-11)
	3		LAYER, Ethan at Campbell (12-01-11)
	3		SANDERS, John Caleb at Texas A&M (11-09-11)
3-Point FG Att.	10		SANDERS, John Caleb at Texas A&M (11-09-11)
	8		SANDERS, John Caleb at William & Mary (11-14-11)
3-Pt FG Pct (min 2 made)	1.000	(2-2)	SANDERS, Jesse vs Hampton (12-17-11)
	.667	(4-6)	SANDERS, John Caleb vs Randolph College (11-11-11)
Free Throws Made	10		VANDER POL, Joel at Campbell (12-01-11)
	8		SANDERS, Jesse vs Hampton (12-17-11)
Free Throw Att.	13		VANDER POL, Joel at Campbell (12-01-11)
	8		SANDERS, Jesse vs Hampton (12-17-11)
	8		SANDERS, Jesse vs William & Mary (11-20-11)
	8		SPEAKS, Tavares vs Lehigh (11-19-11)
FT Pct (min 3 made)	1.000	(8-8)	SANDERS, Jesse vs Hampton (12-17-11)
	1.000	(6-6)	SANDERS, Jesse vs Virginia Intermont (12-10-11)
	1.000	(6-6)	SANDERS, Jesse vs Lehigh (11-19-11)
	1.000	(4-4)	SPEAKS, Tavares vs Hampton (12-17-11)
	1.000	(4-4)	SANDERS, John Caleb vs Hampton (12-17-11)
	1.000	(3-3)	SPEAKS, Tavares vs Virginia Intermont (12-10-11)
	1.000	(3-3)	SANDERS, John Caleb at Texas A&M (11-09-11)
Rebounds	13		SANDERS, Jesse vs UNC Wilmington (12-06-11)
	12		SANDERS, Jesse vs Virginia Intermont (12-10-11)
	12		SANDERS, Jesse vs William & Mary (11-20-11)
Assists	10		SANDERS, Jesse at Coastal Carolina (12-03-11)
	10		SANDERS, Jesse vs Lehigh (11-19-11)
Steals	4		SANDERS, John Caleb vs Virginia Intermont (12-10-11)
	3		SPEAKS, Tavares vs Hampton (12-17-11)
	3		BAIRD, Stephen vs Virginia Intermont (12-10-11)
	3		SPEAKS, Tavares vs UNC Wilmington (12-06-11)
	3		SANDERS, Jesse at Georgia State (11-26-11)
	3		SPEAKS, Tavares vs Lehigh (11-19-11)
	3		SANDERS, Jesse vs Eastern Kentucky (11-18-11)
	3		SANDERS, John Caleb vs Randolph College (11-11-11)
Blocked Shots	2		BURRUS, Antwan vs Hampton (12-17-11)
	2		BURRUS, Antwan vs UNC Wilmington (12-06-11)
	2		VANDER POL, Joel vs UNC Wilmington (12-06-11)
	2		VANDER POL, Joel at Campbell (12-01-11)
	2		BURRUS, Antwan at Georgia State (11-26-11)
	2		BURRUS, Antwan vs William & Mary (11-20-11)

	2	BURRUS, Antwan vs Randolph College (11-11-11)
Turnovers	6	SANDERS, Jesse vs UNC Wilmington (12-06-11)
	5	BURRUS, Antwan vs Eastern Kentucky (11-18-11)
Fouls	5	PHILLIPS, Chene at Campbell (12-01-11)
	5	SPEAKS, Tavares at Campbell (12-01-11)

2011-12 Liberty Men's Basketball
 Liberty Opponent High/Low Analysis (as of Dec 18, 2011)
 All games

OPPONENT INDIVIDUAL GAME HIGHS

Points	32		McCollum, C.J. vs Lehigh (11-19-11)
	29		Rendleman, Keith vs UNC Wilmington (12-06-11)
	28		FREEMAN, Trey at Campbell (12-01-11)
	23		GRADNIGO, Chris at Coastal Carolina (12-03-11)
	23		Hamilton, Jordan vs Lehigh (11-19-11)
Field Goals Made	12		Rendleman, Keith vs UNC Wilmington (12-06-11)
	10		McCollum, C.J. vs Lehigh (11-19-11)
Field Goal Att.	19		Rendleman, Keith vs UNC Wilmington (12-06-11)
	16		MORRIS, Justin vs Virginia Intermont (12-10-11)
	16		GRADNIGO, Chris at Coastal Carolina (12-03-11)
	16		FREEMAN, Trey at Campbell (12-01-11)
	16		Thornton, Marcus vs William & Mary (11-20-11)
	16		McCollum, C.J. vs Lehigh (11-19-11)
FG Pct (min 5 made)	1.000	(6-6)	Ali, Jihad at Georgia State (11-26-11)
	.818	(9-11)	Turner, Ray at Texas A&M (11-09-11)
3-Point FG Made	5		MORRIS, Justin vs Virginia Intermont (12-10-11)
	5		GRADNIGO, Chris at Coastal Carolina (12-03-11)
3-Point FG Att.	10		MORRIS, Justin vs Virginia Intermont (12-10-11)
	9		WILLIAMS, Jasper vs Hampton (12-17-11)
	9		GRADNIGO, Chris at Coastal Carolina (12-03-11)
3-Pt FG Pct (min 2 made)	1.000	(4-4)	Ali, Jihad at Georgia State (11-26-11)
	1.000	(4-4)	Rum, Matt at William & Mary (11-14-11)
	1.000	(2-2)	RYAN, Andrew at Campbell (12-01-11)
	1.000	(2-2)	KNIPP, Timmy vs Eastern Kentucky (11-18-11)
	1.000	(2-2)	Brown, Kendrix at William & Mary (11-14-11)
Free Throws Made	9		FREEMAN, Trey at Campbell (12-01-11)
	9		McCollum, C.J. vs Lehigh (11-19-11)
Free Throw Att.	12		FREEMAN, Trey at Campbell (12-01-11)
	9		GREENWOOD, Kierre at Coastal Carolina (12-03-11)
	9		WHITE, Darren at Campbell (12-01-11)
	9		McCollum, C.J. vs Lehigh (11-19-11)
	9		McDowell, Quinn at William & Mary (11-14-11)
FT Pct (min 3 made)	1.000	(9-9)	McCollum, C.J. vs Lehigh (11-19-11)
	1.000	(6-6)	White, Devonta at Georgia State (11-26-11)
	1.000	(5-5)	DESGAIN, Zach vs Randolph College (11-11-11)
	1.000	(4-4)	Turner, Elston at Texas A&M (11-09-11)
	1.000	(3-3)	DiNUNNO, Mike vs Eastern Kentucky (11-18-11)
Rebounds	11		Rendleman, Keith vs UNC Wilmington (12-06-11)
	10		Micheaux, Josh at Georgia State (11-26-11)
Assists	6		Jackson, Freddie vs UNC Wilmington (12-06-11)
	6		Morales, Donte vs UNC Wilmington (12-06-11)
	6		CELESTIN, Amir at Campbell (12-01-11)
	6		Fields, James at Georgia State (11-26-11)
	6		Branch, Jamal at Texas A&M (11-09-11)
Steals	3		Rendleman, Keith vs UNC Wilmington (12-06-11)
	3		FERGUSON, Rico at Campbell (12-01-11)
	3		Brown, Kendrix vs William & Mary (11-20-11)
	3		Hamilton, Jordan vs Lehigh (11-19-11)
	3		RIGGS, D'Mitri vs Eastern Kentucky (11-18-11)
Blocked Shots	7		Buckner, Eric at Georgia State (11-26-11)
	3		HART, Joshua vs Virginia Intermont (12-10-11)
	3		GRADNIGO, Chris at Coastal Carolina (12-03-11)
	3		MCLAURIN, Sam at Coastal Carolina (12-03-11)

	3	GRIFFIN, Eric at Campbell (12-01-11)
Turnovers	6	Britt, Brandon at William & Mary (11-14-11)
	6	EHILEGBU, Mike vs Randolph College (11-11-11)
Fouls	5	CELESTIN, Amir at Campbell (12-01-11)
	5	FERGUSON, Rico at Campbell (12-01-11)
	5	Schalk, Tom vs William & Mary (11-20-11)

2011-12 Liberty Men's Basketball
 Liberty Team High/Low Analysis (as of Dec 18, 2011)
 All games

Liberty - TEAM GAME HIGHS

POINTS	82		at Campbell (12-01-11)
	81		RANDOLPH COLLEGE (11-11-11)
	80		LEHIGH (11-19-11)
	78		VIRGINIA INTERMONT (12-10-11)
	75		at William & Mary (11-14-11)
FIELD GOALS MADE	32		RANDOLPH COLLEGE (11-11-11)
	30		VIRGINIA INTERMONT (12-10-11)
FIELD GOAL ATTEMPTS	65		at Coastal Carolina (12-03-11)
	65		LEHIGH (11-19-11)
FIELD GOAL PERCENTAGE	.542	(32-59)	RANDOLPH COLLEGE (11-11-11)
	.500	(30-60)	VIRGINIA INTERMONT (12-10-11)
3 PT FIELD GOALS MADE	6		HAMPTON (12-17-11)
	5		RANDOLPH COLLEGE (11-11-11)
	5		at Texas A&M (11-09-11)
3 PT FG ATTEMPTS	21		at Texas A&M (11-09-11)
	18		UNC WILMINGTON (12-06-11)
3 PT FG PERCENTAGE	.429	(6-14)	HAMPTON (12-17-11)
	.333	(5-15)	RANDOLPH COLLEGE (11-11-11)
	.333	(4-12)	LEHIGH (11-19-11)
	.333	(4-12)	at William & Mary (11-14-11)
FREE THROWS MADE	24		at Campbell (12-01-11)
	20		LEHIGH (11-19-11)
FREE THROW ATTEMPTS	33		at Campbell (12-01-11)
	27		LEHIGH (11-19-11)
FREE THROW PERCENTAGE	1.000	(18-18)	HAMPTON (12-17-11)
	.800	(12-15)	at Texas A&M (11-09-11)
REBOUNDS	44		VIRGINIA INTERMONT (12-10-11)
	42		RANDOLPH COLLEGE (11-11-11)
ASSISTS	19		at Campbell (12-01-11)
	19		RANDOLPH COLLEGE (11-11-11)
STEALS	11		VIRGINIA INTERMONT (12-10-11)
	10		RANDOLPH COLLEGE (11-11-11)
BLOCKED SHOTS	5		RANDOLPH COLLEGE (11-11-11)
	4		VIRGINIA INTERMONT (12-10-11)
	4		UNC WILMINGTON (12-06-11)
TURNOVERS	17		UNC WILMINGTON (12-06-11)
	17		RANDOLPH COLLEGE (11-11-11)
FOULS	33		at Campbell (12-01-11)
	23		LEHIGH (11-19-11)

2011-12 Liberty Men's Basketball
 Liberty High/Low Analysis (as of Dec 18, 2011)
 All games

Opponent - GAME HIGHS

POINTS	96		at Campbell (12-01-11)
	90		LEHIGH (11-19-11)
	81		at Texas A&M (11-09-11)
	78		at Coastal Carolina (12-03-11)
	77		UNC WILMINGTON (12-06-11)
FIELD GOALS MADE	34		at Texas A&M (11-09-11)
	31		UNC WILMINGTON (12-06-11)
	31		LEHIGH (11-19-11)
FIELD GOAL ATTEMPTS	67		UNC WILMINGTON (12-06-11)
	62		VIRGINIA INTERMONT (12-10-11)
FIELD GOAL PERCENTAGE	.654	(34-52)	at Texas A&M (11-09-11)
	.556	(30-54)	at Campbell (12-01-11)
3 PT FIELD GOALS MADE	10		EASTERN KENTUCKY (11-18-11)
	10		at William & Mary (11-14-11)
3 PT FG ATTEMPTS	27		WILLIAM & MARY (11-20-11)
	25		UNC WILMINGTON (12-06-11)
3 PT FG PERCENTAGE	.476	(10-21)	at William & Mary (11-14-11)
	.467	(7-15)	RANDOLPH COLLEGE (11-11-11)
FREE THROWS MADE	32		at Campbell (12-01-11)
	22		LEHIGH (11-19-11)
FREE THROW ATTEMPTS	43		at Campbell (12-01-11)
	27		LEHIGH (11-19-11)
FREE THROW PERCENTAGE	1.000	(9-9)	EASTERN KENTUCKY (11-18-11)
	.815	(22-27)	LEHIGH (11-19-11)
REBOUNDS	45		UNC WILMINGTON (12-06-11)
	39		at Texas A&M (11-09-11)
ASSISTS	21		at Texas A&M (11-09-11)
	20		UNC WILMINGTON (12-06-11)
STEALS	10		EASTERN KENTUCKY (11-18-11)
	8		UNC WILMINGTON (12-06-11)
	8		RANDOLPH COLLEGE (11-11-11)
BLOCKED SHOTS	9		at Georgia State (11-26-11)
	6		UNC WILMINGTON (12-06-11)
	6		at Coastal Carolina (12-03-11)
	6		at Campbell (12-01-11)
TURNOVERS	20		RANDOLPH COLLEGE (11-11-11)
	19		UNC WILMINGTON (12-06-11)
FOULS	27		at Campbell (12-01-11)
	21		at Coastal Carolina (12-03-11)

2011-12 Liberty Men's Basketball
 Liberty High/Low Analysis (as of Dec 18, 2011)
 All games

Liberty - GAME LOWS

POINTS	50		at Georgia State (11-26-11)
	59		at Texas A&M (11-09-11)
	64		WILLIAM & MARY (11-20-11)
	65		EASTERN KENTUCKY (11-18-11)
	68		at Coastal Carolina (12-03-11)
	68		UNC WILMINGTON (12-06-11)
FIELD GOALS MADE	19		at Georgia State (11-26-11)
	21		at Texas A&M (11-09-11)
FIELD GOAL ATTEMPTS	54		WILLIAM & MARY (11-20-11)
	54		HAMPTON (12-17-11)
FIELD GOAL PERCENTAGE	.322	(19-59)	at Georgia State (11-26-11)
	.333	(21-63)	at Texas A&M (11-09-11)
3 PT FIELD GOALS MADE	1		at Georgia State (11-26-11)
	2		EASTERN KENTUCKY (11-18-11)
	2		VIRGINIA INTERMONT (12-10-11)
3 PT FG ATTEMPTS	11		EASTERN KENTUCKY (11-18-11)
	11		at Georgia State (11-26-11)
	11		VIRGINIA INTERMONT (12-10-11)
3 PT FG PERCENTAGE	.091	(1-11)	at Georgia State (11-26-11)
	.182	(2-11)	EASTERN KENTUCKY (11-18-11)
	.182	(2-11)	VIRGINIA INTERMONT (12-10-11)
FREE THROWS MADE	9		EASTERN KENTUCKY (11-18-11)
	11		at Georgia State (11-26-11)
	11		at Coastal Carolina (12-03-11)
FREE THROW ATTEMPTS	13		EASTERN KENTUCKY (11-18-11)
	15		at Texas A&M (11-09-11)
FREE THROW PERCENTAGE	.522	(12-23)	RANDOLPH COLLEGE (11-11-11)
	.600	(12-20)	UNC WILMINGTON (12-06-11)
REBOUNDS	29		at Texas A&M (11-09-11)
	29		EASTERN KENTUCKY (11-18-11)
ASSISTS	11		EASTERN KENTUCKY (11-18-11)
	11		at Georgia State (11-26-11)
STEALS	3		at Coastal Carolina (12-03-11)
	4		at Texas A&M (11-09-11)
	4		at Campbell (12-01-11)
BLOCKED SHOTS	0		at Texas A&M (11-09-11)
	0		at William & Mary (11-14-11)
TURNOVERS	10		at Texas A&M (11-09-11)
	10		WILLIAM & MARY (11-20-11)
	10		HAMPTON (12-17-11)
FOULS	14		EASTERN KENTUCKY (11-18-11)
	16		at William & Mary (11-14-11)
	16		UNC WILMINGTON (12-06-11)
	16		HAMPTON (12-17-11)

2011-12 Liberty Men's Basketball
 Liberty High/Low Analysis (as of Dec 18, 2011)
 All games

Opponent - GAME LOWS

POINTS	58		RANDOLPH COLLEGE (11-11-11)
	60		VIRGINIA INTERMONT (12-10-11)
	65		WILLIAM & MARY (11-20-11)
	65		HAMPTON (12-17-11)
	72		at William & Mary (11-14-11)
	72		at Georgia State (11-26-11)
FIELD GOALS MADE	19		RANDOLPH COLLEGE (11-11-11)
	21		WILLIAM & MARY (11-20-11)
FIELD GOAL ATTEMPTS	50		RANDOLPH COLLEGE (11-11-11)
	50		at Georgia State (11-26-11)
FIELD GOAL PERCENTAGE	.368	(21-57)	WILLIAM & MARY (11-20-11)
	.371	(23-62)	VIRGINIA INTERMONT (12-10-11)
3 PT FIELD GOALS MADE	1		at Texas A&M (11-09-11)
	4		at Campbell (12-01-11)
	4		UNC WILMINGTON (12-06-11)
3 PT FG ATTEMPTS	7		at Texas A&M (11-09-11)
	10		at Campbell (12-01-11)
3 PT FG PERCENTAGE	.143	(1-7)	at Texas A&M (11-09-11)
	.160	(4-25)	UNC WILMINGTON (12-06-11)
FREE THROWS MADE	6		VIRGINIA INTERMONT (12-10-11)
	9		EASTERN KENTUCKY (11-18-11)
FREE THROW ATTEMPTS	9		EASTERN KENTUCKY (11-18-11)
	9		VIRGINIA INTERMONT (12-10-11)
FREE THROW PERCENTAGE	.545	(12-22)	at Texas A&M (11-09-11)
	.650	(13-20)	RANDOLPH COLLEGE (11-11-11)
REBOUNDS	26		RANDOLPH COLLEGE (11-11-11)
	29		at William & Mary (11-14-11)
ASSISTS	8		RANDOLPH COLLEGE (11-11-11)
	8		VIRGINIA INTERMONT (12-10-11)
STEALS	4		at Texas A&M (11-09-11)
	4		HAMPTON (12-17-11)
BLOCKED SHOTS	1		HAMPTON (12-17-11)
	2		RANDOLPH COLLEGE (11-11-11)
	2		WILLIAM & MARY (11-20-11)
TURNOVERS	7		WILLIAM & MARY (11-20-11)
	11		LEHIGH (11-19-11)
	11		at Georgia State (11-26-11)
	11		at Campbell (12-01-11)
FOULS	14		EASTERN KENTUCKY (11-18-11)
	15		at Georgia State (11-26-11)

2011-12 Liberty Men's Basketball
 Liberty Points-Rebounds-Assists (as of Dec 18, 2011)
 All games

Opponent	Date	Score	01		02		03		05		11		13		14	
			HOYT,TANNE	PHILLIPS,C	AIKENS,WAL	ASSINESI,K	SMITH,ANDR	GIELO,TOMA	MINAYA,DAV							
at Texas A&M	11-09-11	59-81	L	DNP	0-5-2	DNP	3-0-1	0-0-0	DNP	DNP	14-2-0					
RANDOLPH COLLEGE	11-11-11	81-58	w	0-1-0	5-7-3	DNP	0-0-0	0-0-1	DNP	4-4-2						
at William & Mary	11-14-11	75-72	w	DNP	4-5-4	DNP	DNP	DNP	DNP	20-7-1						
EASTERN KENTUCKY	11-18-11	65-73	L	DNP	2-2-3	DNP	0-0-0	DNP	DNP	19-3-2						
LEHIGH	11-19-11	80-90	L	DNP	1-3-2	DNP	0-0-1	0-0-0	DNP	16-5-1						
WILLIAM & MARY	11-20-11	64-65	L	DNP	4-3-0	DNP	DNP	DNP	DNP	12-4-2						
at Georgia State	11-26-11	50-72	L	DNP	0-4-4	DNP	0-0-0	0-0-0	DNP	4-2-1						
at Campbell	12-01-11	82-96	L	0-0-0	5-4-5	DNP	0-0-1	DNP	DNP	10-5-0						
at Coastal Carolina	12-03-11	68-78	L	DNP	6-0-1	DNP	0-0-0	DNP	DNP	14-8-2						
UNC WILMINGTON	12-06-11	68-77	L	DNP	0-1-1	2-0-0	0-0-0	0-0-0	DNP	11-4-1						
VIRGINIA INTERMONT	12-10-11	78-60	w	0-0-0	2-3-2	0-0-0	1-0-0	0-0-0	DNP	DNP						
HAMPTON	12-17-11	74-65	w	DNP	2-1-0	0-0-0	DNP	DNP	9-1-0	DNP						

Opponent	Date	Score	15		21		22		23		24		25		31	
			LAYER,ETHA	VANDER POL	SPEAKS,TAV	GLIEDMAN,H	BURRUS,ANT	SANDERS,JE	BAIRD,STEP							
at Texas A&M	11-09-11	59-81	L	0-0-0	0-5-0	6-2-0	0-0-0	10-3-1	8-4-9	0-0-0						
RANDOLPH COLLEGE	11-11-11	81-58	w	5-0-1	2-5-0	18-2-1	4-1-0	10-4-0	11-9-8	5-2-1						
at William & Mary	11-14-11	75-72	w	0-0-0	8-2-0	6-0-0	0-0-0	14-6-1	11-7-8	DNP						
EASTERN KENTUCKY	11-18-11	65-73	L	0-0-0	4-2-0	14-3-0	0-0-0	7-6-0	19-7-4	DNP						
LEHIGH	11-19-11	80-90	L	3-0-0	4-0-0	11-4-1	0-1-0	10-11-0	12-8-10	5-1-0						
WILLIAM & MARY	11-20-11	64-65	L	0-1-0	2-2-0	13-2-0	DNP	10-7-2	11-12-7	0-1-0						
at Georgia State	11-26-11	50-72	L	0-1-0	5-4-0	16-6-1	0-1-0	4-0-0	14-7-3	2-2-1						
at Campbell	12-01-11	82-96	L	11-0-0	20-9-0	7-0-1	0-0-0	6-7-1	6-7-9	3-0-0						
at Coastal Carolina	12-03-11	68-78	L	3-0-0	2-5-0	15-3-0	DNP	12-10-0	9-6-10	2-1-0						
UNC WILMINGTON	12-06-11	68-77	L	3-0-1	1-1-0	16-2-1	0-0-0	8-6-0	19-13-7	0-0-0						
VIRGINIA INTERMONT	12-10-11	78-60	w	3-2-1	DNP	17-3-0	0-1-1	19-10-2	12-12-9	9-4-0						
HAMPTON	12-17-11	74-65	w	3-0-0	DNP	12-3-3	DNP	12-5-1	22-7-9	0-3-0						

Opponent	Date	Score	33	
			SANDERS,JO	
at Texas A&M	11-09-11	59-81	L	18-2-3
RANDOLPH COLLEGE	11-11-11	81-58	w	17-4-2
at William & Mary	11-14-11	75-72	w	12-2-2
EASTERN KENTUCKY	11-18-11	65-73	L	0-5-2
LEHIGH	11-19-11	80-90	L	18-1-3
WILLIAM & MARY	11-20-11	64-65	L	12-5-3
at Georgia State	11-26-11	50-72	L	5-2-1
at Campbell	12-01-11	82-96	L	14-0-2
at Coastal Carolina	12-03-11	68-78	L	5-0-0
UNC WILMINGTON	12-06-11	68-77	L	8-4-3
VIRGINIA INTERMONT	12-10-11	78-60	w	15-4-3
HAMPTON	12-17-11	74-65	w	14-8-3