



LIBERTY

2008-09 MEN'S BASKETBALL MEDIA INFORMATION

GAME 22: Liberty (14-7, 5-4 Big South) vs. High Point (5-14, 1-8 Big South)

Tue., Jan. 27 • 7 p.m.

Lynchburg, Va. • Vines Center (8,085)

SCHEDULE/RESULTS

| | | | |
|-----|--------------------|-----------|--------------|
| N14 | MONTREAT | 9:15 p.m. | W (97-77) |
| N18 | at UNC Asheville * | 2 p.m. | L (56-84) |
| N25 | at Virginia | 7 p.m. | W (86-82) |
| N28 | COKER ^ | 6 p.m. | W (88-66) |
| N29 | WILLIAM & MARY^ | 8:35 p.m. | !! W (80-74) |

| | | | |
|-----|----------------------|-----------|-------------|
| D1 | GEORGE MASON | 7 p.m. | ! W (69-66) |
| D6 | GARDNER-WEBB * | 3 p.m. | W (68-59) |
| D7 | at Clemson | 3 p.m. | L (75-80) |
| D15 | ANDERSON | 7 p.m. | W (88-46) |
| D17 | at DePaul & | 8:30 p.m. | L (63-64) |
| D19 | at Saint Louis & | 8 p.m. | L (70-73) |
| D22 | vs. Northern Colo. @ | 5:30 p.m. | W (75-70) |
| D23 | vs. USC Upstate @ | 5 p.m. | W (77-64) |
| D28 | CINCINNATI CHRIST. | 3 p.m. | W (86-55) |

| | | | |
|-----|--------------------|--------|--------------|
| J3 | at Winthrop * | 7 p.m. | L (57-59) |
| J5 | at Presbyterian * | 7 p.m. | !! L (66-67) |
| J10 | CHARLESTON SO. * | 7 p.m. | W (79-60) |
| J12 | COASTAL CAROLINA * | 7 p.m. | W (68-55) |
| J17 | at VMI * | 1 p.m. | W (91-80) |
| J20 | at High Point * | 7 p.m. | W (61-56) |
| J24 | RADFORD * | 7 p.m. | !! L (82-94) |
| J27 | HIGH POINT * | 7 p.m. | MASN/FTN |
| J31 | UNC ASHEVILLE * | 7 p.m. | MASN/FTN |

| | | | |
|-----|------------------------|-----------|----------|
| F4 | at Gardner-Webb * | 7 p.m. | EDGE |
| F7 | WINTHROP * | 9 p.m. | MASN/FTN |
| F9 | PRESBYTERIAN * | 7 p.m. | FTN |
| F14 | at Charleston So. * | 7:30 p.m. | EDGE |
| F16 | at Coastal Carolina * | 7 p.m. | EDGE |
| F21 | at ESPNU BracketBuster | TBA | ESPN2 |
| F24 | VMI * | 7 p.m. | FTN |
| F28 | at Radford * | 6 p.m. | MASN |

BIG SOUTH CHAMPIONSHIP

| | | | |
|----|---------------|----------|-------|
| M3 | Quarterfinals | 7 p.m. | EDGE |
| M5 | Semifinals | 6/8 p.m. | ESPNU |
| M7 | Finals | 4 p.m. | ESPN2 |

NCAA FIRST & SECOND ROUNDS

| | | |
|--------|--------------|-----|
| M19-20 | First Round | CBS |
| M21-22 | Second Round | CBS |

^ - Liberty Thanksgiving Classic
 & - Findlay Toyota Las Vegas Classic (Home Sites)
 @ - Findlay Toyota Las Vegas Classic (Las Vegas, Nev.)
 * - Big South Conference game
 ! - Overtime game
 !! - Double-overtime game
 FTN - Flames Television Network
 EDGE - Big South EDGE (all FTN games are also on the EDGE)

LIBERTY ATHLETICS COMMUNICATIONS

1971 University Blvd.
 Lynchburg, VA 24502

Men's Basketball Contact: Vincent Briedis
Office: (434) 582-2292
Cell: (434) 841-0839
E-Mail: vebriedis@liberty.edu
Vines Center Press Row: (434) 582-7451

Assistant A.D. for Athletics Communications
 Todd Wetmore
Associate Athletics Communications Director
 Ryan Bomberger
Assistant Athletics Communications Director
 Paul Carmany
Athletics Communications Graduate Assistant
 Jennifer Shelton

GAME INFORMATION

Tip: 7 p.m.
TV: MASN/FTN
Talent: Ray Jones (Play-by-Play)
 Tim Scarborough (Color)
 Samantha Steele (Sideline)
Radio: Flames Sports Network
Flagship: WRVL 88.3 FM
Talent: Jerry Edwards
Series: Liberty leads, 13-9
Last Meeting: Jan. 20, 2009
 (Liberty 61, at High Point 56)

HIGH POINT PANTHERS

Record: 5-14, 1-8 BSC
Streak: Lost 5
Head Coach: Bart Lundy
 (Winthrop, 1993)
Career Record: 207-121 (11th year)
at HPU: 92-80 (Sixth year)
SID: Brian Morgan
E-Mail: bmorgan@highpoint.edu
Website: highpointpanthers.com

LIBERTY FLAMES

Record: 14-7, 5-4 BSC
Streak: Lost 1
Head Coach: Ritchie McKay
 (Seattle Pacific, 1987)
Career Record: 195-181 (13th year)
at Liberty: 30-23 (Second year)
SID: Vincent Briedis
E-Mail: vebriedis@liberty.edu
Website: LibertyFlames.com

PROJECTED LIBERTY STARTERS

G Brolin Floyd
 6-6 - 212 - Fr. - Ocala, Fla.
 Shores Christian

| PTS | REB | AST | STL | MIN |
|-----|-----|-----|-----|------|
| 7.2 | 5.0 | 1.5 | 0.7 | 24.8 |



Notes: Pulled down 11 rebounds against Presbyterian on Jan. 5 ... equaled a career best with 15 points on 6-of-9 shooting on Jan. 12 against Coastal Carolina ... also pulled down four rebounds and grabbed two steals.

G Anthony Smith
 6-5 - 220 - Sr. - Plano, Texas
 Plano East H.S.


| PTS | REB | AST | STL | MIN |
|------|-----|-----|-----|------|
| 18.8 | 7.0 | 2.1 | 1.6 | 35.5 |



Notes: Has reached the 20-point plateau in seven of his last 11 games ... named the Big South Preseason Player of the Year ... 10th all-time in Liberty annals in scoring with 1,534 points ... named Big South Player of the Week on Monday.

G Kyle Ohman
 6-4 - 200 - Jr. - Mechanicsburg, Pa.
 Emmanuel Baptist Christian


| PTS | REB | AST | STL | MIN |
|------|-----|-----|-----|------|
| 11.8 | 5.4 | 2.6 | 1.1 | 33.4 |



Notes: Tallied a career-high 26 points at Virginia on Nov. 25 ... scored 17 first-half points, tying a John Paul Jones Arena record ... scored 19 points, including game winner, and pulled down seven rebounds on Jan. 20 at High Point.

G Seth Curry
 6-3 - 180 - Fr. - Charlotte, N.C.
 Charlotte Christian


| PTS | REB | AST | STL | MIN |
|------|-----|-----|-----|------|
| 20.7 | 3.8 | 2.0 | 1.4 | 36.4 |



Notes: Leads all freshmen in the nation in scoring at 20.7 ppg ... ranks No. 21 nationally in scoring ... two time Big South Player and Dicke Vitale "Diaper Dandy" of the Week ... tallied career-high 35 points at VMI on Jan. 17.

G Jesse Sanders
 6-3 - 200 - Sr. - Sugar Land, Texas
 Homeschooled (HCYA)

| PTS | REB | AST | STL | MIN |
|-----|-----|-----|-----|------|
| 6.8 | 4.7 | 3.8 | 1.4 | 31.3 |



Notes: Dished out eight assists versus no turnovers at Virginia on Nov. 25 ... named Big South Freshman of the Week on Dec. 1 ... No. 45 in the nation in assist-to-turnover ratio ... leads the Big South in the same category.

PROJECTED HIGH POINT STARTERS

| No. | Name | Position | Height | Class | Points | Rebounds | Assists | Minutes |
|-----|-----------------|----------|--------|-------|--------|----------|---------|---------|
| 34 | Steadman Short | F | 6-9 | Fr. | 6.2 | 5.8 | 0.5 | 23.9 |
| 21 | Jourdan Morris | F | 6-7 | So. | 6.8 | 3.2 | 0.2 | 17.4 |
| 50 | Cruz Daniels | C | 6-11 | Jr. | 7.2 | 6.8 | 0.7 | 24.3 |
| 4 | Eugene Harris | G | 6-2 | Jr. | 12.5 | 2.3 | 2.4 | 32.6 |
| 11 | David Singelton | G | 6-3 | Fr. | 6.0 | 4.4 | 4.7 | 27.6 |

LIBERTY UNIVERSITY BASKETBALL QUICK FACTS

Location: Lynchburg, Va.
Founder: Dr. Jerry Falwell
Chancellor: Jerry Falwell, Jr.
Executive Vice President: Dr. Ronald Godwin
Athletics Director: Jeff Barber
National Affiliation: NCAA Division I

Founded: 1971
Enrollment: 11,311
Nickname: Flames
Arena: Vines Center (8,085)
Colors: Red, White & Blue
Conference: Big South



Ritchie McKay hit the ground running once he arrived on Liberty Mountain, quickly assembling a 2008 recruiting class that Basketball Times ranked at No. 48 on its Top 50 list. Liberty joined eight other schools which are not a part of a BCS football power conference.

Liberty marks McKay's fifth head coaching stint, and his first east of the Mississippi, after stops in the Big Sky, Mountain West, Pac-10 and WAC conferences. With the experience and success that McKay brought with him to Liberty, the true nature of how special his first Liberty recruiting class can be, is reflected in the national recognition it's received prior to the sextet's arrival on campus.

With his recruiting accolades aside, McKay's inaugural season at Liberty was one of improvements. McKay guided the Flames to their first non-losing season in four years, setting three-point shooting records along the way. McKay's squad had a penchant for hitting the trey, setting Liberty records in three-point field goals (288) and attempts (772), while finishing the year with the third-best success rate (37.3 percent) in school history.

Under McKay's tutelage, an already talented Anthony Smith reached new heights. As a junior, Smith was the only player in the nation during the 2008 season to attempt at least 200 three-point field goals and succeed on at least 50 percent of his field goal attempts (51.5) and 40 percent of his three-point field goal attempts (41.0).

Under McKay's guidance, TeeJay Bannister finished the season ranked No. 3 in the nation in assists (224 assists). Bannister's assist mark is a Liberty Division I record, the second-best mark overall in the Liberty annals, serves as the second-best mark in Big South history. Bannister became only the fifth player in conference history to reach the 200-assist plateau in a season.

McKay oversaw a successful campaign from forward Alex McLean as well. McLean was named to the Big South All-Conference first team. The honor marked the sixth-straight year, Liberty has placed a player on the first team, tying the second-best streak in conference history. The streak also serves as the longest current streak among conference teams.

McKay earned his bachelor of arts degree in athletic administration from Seattle Pacific in 1987. A stellar player for the Falcons, McKay left the program as the school's single-season and career record holder for steals, and he was third in career assists. He still holds the school record with 10 steals in a 1987 game against Pacific Lutheran.

McKay is married to the former Julie Summers. The couple resides in Forest, Va., with their two sons, Luke (9) and Gabriel (7) and a daughter, Ellie (12).

McKAY YEAR-BY-YEAR

| Year | School | Record |
|---------------|------------------|----------------|
| 1996-97 | Portland State | 9-17 |
| 1997-98 | Portland State | 15-12 |
| 1998-99 | Colorado State ^ | 19-11 |
| 1999-00 | Colorado State | 18-12 |
| 2000-01 | Oregon State | 10-20 |
| 2001-02 | Oregon State | 12-17 |
| 2002-03 | New Mexico | 10-18 |
| 2003-04 | New Mexico | 14-14 |
| 2004-05 | New Mexico * | 26-7 |
| 2005-06 | New Mexico | 17-13 |
| 2006-07 | New Mexico | 15-17 |
| 2007-08 | Liberty | 16-16 |
| 2008-09 | Liberty | 14-7 |
| Totals | | 195-181 |

^ - National Invitation Tournament (NIT)

* - NCAA Tournament

LIBERTY

Game Preview

The Liberty Flames (14-7, 5-4 BSC) continue their three game home-stand when the High Point Panthers (5-14, 1-8 BSC) invade the Vines Center, Tuesday night, concluding the season series. Tip-off is set for 7 p.m.

The contest will be televised on the Mid-Atlantic Sports Network (MASN) and the Flames Sports Network, with Ray Jones providing the play-by-play, Tim Scarborough adding the color analysis and Samantha Steele roaming the sidelines. The radio broadcast will air on the Flames Sports Network (flagship WRVL 88.3 FM), with Jerry Edwards providing the play-by-play for his 28th season. Additionally, an Internet audio broadcast on LibertyFlames.com will be available. There will also be a live video stream of the broadcast via the Big South EDGE, available on BigSouthSports.com.

Recent Results

Liberty enters tonight's game after seeing its four game winning streak and its 11 game home winning streak snapped by Radford on Saturday night. The Highlanders edged Liberty in double overtime, 94-82. Seth Curry led all scorers with 30 points. Prior to Saturday's setback, at High Point on Jan. 20, Liberty scored 14 straight points in the game's final 1:43 to steal away the victory, 61-56. The Flames were down nine points before Anthony Smith scored eight straight points and grabbed three steals in the final 23 seconds to lead the comeback charge. Kyle Ohman hit a trey with 17 seconds remaining to take the lead. Smith scored 19 of his game-high 24 points in the second half.

On Jan. 17, Curry poured in a career-high 35 points and Smith pulled down a career-best 17 rebounds to defeat the Big South's only remaining undefeated team, VMI, 91-80. On Jan. 12, Curry and Brolin Floyd each tallied 15 point to lead Liberty to a 68-55 triumph over the visiting Coastal Carolina Chanticleers. The victory came two days after Liberty snapped a two-game losing streak with a 79-60 win over Charleston Southern. Curry tallied a game-high 27 points, while Anthony Smith scored 13 points, as Liberty finished the game on a 32-12 run to seal the victory.

Youth Will Be Served

According to research by the University of Denver, the Flames are the fourth youngest team in the country, as calculated by average age by Nov. 14, 2008. According to research by Duquesne University, the Flames, with seven scholarship freshmen, are tied with five other teams for second most in the country, behind Duquesne, which has eight scholarship freshmen. Liberty's eighth freshman, Chris Summers is on a football scholarship and does not count toward the Flames' number. Liberty also leads the nation in percentage of minutes played by freshmen.

| School | Players | Avg. Age | School | % of Min. Played by Freshman |
|-----------------|-----------|--------------|-----------------|------------------------------|
| Denver | 13 | 18.92 | Liberty | 61.1 |
| Presbyterian | 15 | 19.27 | Saint Louis | 53.9 |
| Saint Peter's | 14 | 19.29 | Denver | 47.1 |
| Liberty | 13 | 19.31 | Central Florida | 43.6 |
| Saint Louis | 12 | 19.42 | Duquesne | 34.8 |
| Duquesne | 15 | 19.60 | Presbyterian | 28.4 |
| Central Florida | 15 | 19.60 | Saint Peter's | 20.3 |

Scouting the Opponent High Point Panthers

General Information

Location: High Point, N.C.
Founded: 1924
Enrollment: 3,500
Colors: Purple and White
Nickname: Panthers
President: Dr. Nido Qubein
Athletic Director: Craig Keillitz
National Affiliation: NCAA Division I
Conference: Big South
Gymnasium (Capacity): Millis Athletic Center (1,750)
Website: highpointpanthers.com

Team Information

Head Coach: Bart Lundy
Alma Mater: Winthrop, 1993
Record at HPU: 92-80 (Sixth year)
Career Record: 207-121 (11th year)
Assistant Coaches: Marlon Sears, Brian MacDonald, Damon Stephenson
Basketball Office Phone: (336) 841-9281
2007-08 Record: 17-14
Conference Record/Finish: 8-6/3rd
Lettermen Returning/Lost: 6/8
Starters Returning/Lost: 3/2
Top Returnees: David Campbell, Cruz Daniels, Eugene Harris
Newcomers: Nick Bardour, Rob Huntington, Jacob Iati, Corey Law, Alquan Mendehall, Jourdan Morris, Steadman Short, David Singleton, Joe Stroman, Sam Vickery

Sports Information

Basketball SID: Brian Morgan
Office Phone: (336) 841-4605
Cell Phone: (336) 848-7932
E-Mail Address: bmorgan@highpoint.edu
Press Table Phone: (336) 888-6313 or 6314
Fax Number: (336) 841-9182

Series Information

Series Record: Liberty leads series, 12-9
Liberty's Home Record versus: 10-1
Liberty's Road Record versus: 2-8
Last Meeting: Feb. 6, 2008 (at High Point 67, Liberty 53)

2008-09 Schedule

| | | |
|-----------|------------------------|-----------|
| Nov. 14 | at Dugesne | L, 55-84 |
| Nov. 20 | ATLANTA CHRISTIAN | W, 91-51 |
| Nov. 22 | at N.C. State | L, 56-69 |
| Nov. 25 | at South Florida | L, 46-59 |
| Nov. 28 | MONTREAT | W, 100-50 |
| Dec. 1 | CHARLESTON SOUTHERN | L, 52-62 |
| Dec. 3 | at N.C. Central | W, 73-64 |
| Dec. 6 | PRESBYTERIAN | L, 53-70 |
| Dec. 10 | LIMESTONE | W, 72-43 |
| Dec. 13 | TOWSON | L, 57-71 |
| Dec. 19 | YOUNGSTOWN STATE | L, 61-64 |
| Dec. 28 | at Minnesota | L, 56-82 |
| Jan. 3 | at Coastal Carolina | L, 69-82 |
| Jan. 7 | at Winthrop | W, 42-40 |
| Jan. 10 | GARDNER-WEBB | L, 57-60 |
| Jan. 13 | at UNC Asheville | L, 59-61 |
| Jan. 17 | RADFORD | L, 52-65 |
| Jan. 20 | LIBERTY | L, 56-61 |
| Jan. 24 | at VMI | L, 85-92 |
| Jan. 27 | at Liberty | |
| Jan. 31 | at Presbyterian | |
| Feb. 2 | at Charleston Southern | |
| Feb. 7 | COASTAL CAROLINA | |
| Feb. 11 | WINTHROP | |
| Feb. 14 | at Gardner-Webb | |
| Feb. 18 | UNC ASHEVILLE | |
| Feb. 23 | LONGWOOD | |
| Feb. 25 | at Radford | |
| Feb. 28 | VMI | |
| March 3-7 | Big South Championship | |



LIBERTY

Liberty versus High Point

Tonight's contest marks the 23rd all-time meeting between the two schools in basketball. Liberty leads the series, 13-9. Liberty is 10-1 against the Panthers inside the Vines Center, including seven straight. Only twice has a team swept the season series. Liberty went 3-0 in the series during the 2004 season, concluding with an 89-44 victory in the Big South Championship game. High Point swept the 2001 series, which included the Panther's lone win in the Vines Center.

For the second straight year, the season series between Liberty and High Point will conclude within 10 days of each other, due to one of the programs playing in the ESPN BracketBuster. A year ago it was 10 days in between matchups because of the Panthers involvement in the event. This year, just a mere seven days separates the games because of Liberty's appearance in the February ESPN event.

Last Tuesday, Liberty tallied 14 straight points in the final 1:43 of the game, defeating the Panthers by five points, 61-56. Anthony Smith scored 24 points and grabbed three vital steals in the final 23 seconds to help Liberty win. It was the Flames' first win in the Millis Athletic Center since Jan. 31, 2004, when five Flames tallied double figures, led by Gabe Martin's 15 points, capturing a 67-56 victory.

All-Time Series Results

| | | | | | |
|---------------|-----------|------------------|---------------|--------------|------------------|
| Jan. 20, 2009 | W (61-56) | High Point, N.C. | Jan. 9, 2003 | W (74-70) | Lynchburg |
| Feb. 6, 2008 | L (53-67) | High Point, N.C. | Feb. 16, 2002 | L (98-99) ** | High Point, N.C. |
| Jan. 26, 2008 | W (55-51) | Lynchburg | Jan. 24, 2002 | L (58-73) | Lynchburg |
| Feb. 3, 2007 | W (96-79) | Lynchburg | Feb. 17, 2001 | W (77-72) | Lynchburg |
| Jan. 17, 2007 | L (71-77) | High Point, N.C. | Jan. 31, 2001 | W (65-61) | High Point, N.C. |
| Feb. 25, 2006 | L (49-78) | High Point, N.C. | Feb. 16, 2000 | L (65-71) | High Point, N.C. |
| Jan. 3, 2006 | W (93-80) | Lynchburg | Feb. 1, 2000 | W (88-63) | Lynchburg |
| Feb. 2, 2005 | W (86-81) | Lynchburg | Feb. 13, 1999 | W (72-55) | Lynchburg |
| Jan. 5, 2005 | L (56-73) | High Point, N.C. | Jan. 23, 1999 | L (89-93) * | High Point, N.C. |
| Mar. 6, 2004 | W (89-44) | Lynchburg | | | |
| Jan. 31, 2004 | W (67-56) | High Point, N.C. | | | |
| Jan. 10, 2004 | W (79-66) | Lynchburg | | | |
| Feb. 26, 2003 | L (68-72) | High Point, N.C. | | | |

* - Overtime Game

** - Double Overtime Game

Curry Reaches Single Season Top 5 for 3-Point Field Goals

Seth Curry currently has 66 three-point field goals this year, giving him Liberty's fourth-best individual total for a season, trailing only 2008's Anthony Smith (84), 1994's Matt Hildebrand (73) and 1997's Larry Jackson (69). On Saturday, Curry passed 2004's Larry Blair (63) for most by a Liberty freshman.

Curry Eyes Some Big South Records

Seth Curry currently has 435 points, needing 31 points to pass Charleston Southern's Omar Carter (466) for a Big South Conference record for freshman scoring. Carter, a former high school teammate of Curry at Charlotte Christian, set the record last season. Curry can also set his sights on Coastal Carolina's Jack Leasure and his Big South freshman record of 85 three-point buckets set in 2005.

Also of note, no freshman in Big South history has ever averaged at least 20 points per game. Curry currently tallies 20.7 markers per contest, leaving the season to play out to see if the Charlotte, N.C., native could be the first.



Update
(as of Jan. 27, 2009)

Big South Standings

| | W | L | Pct. |
|---------------------|----------|----------|-------------|
| VMI | 8 | 1 | .889 |
| Radford | 7 | 2 | .778 |
| Liberty | 5 | 4 | .556 |
| Presbyterian | 5 | 4 | .556 |
| Gardner-Webb | 5 | 4 | .556 |
| UNC Asheville | 5 | 4 | .556 |
| Winthrop | 4 | 5 | .444 |
| Coastal Carolina | 3 | 5 | .375 |
| Charleston Southern | 1 | 7 | .125 |
| High Point | 1 | 8 | .111 |

Overall Standings

| | W | L | Pct. |
|---------------------|-----------|----------|-------------|
| VMI | 16 | 3 | .842 |
| Liberty | 14 | 7 | .667 |
| Radford | 10 | 10 | .500 |
| Gardner-Webb | 9 | 10 | .474 |
| Coastal Carolina | 9 | 11 | .450 |
| UNC Asheville | 9 | 11 | .450 |
| Presbyterian | 8 | 12 | .400 |
| Charleston Southern | 5 | 13 | .278 |
| Winthrop | 5 | 13 | .278 |
| High Point | 5 | 14 | .263 |

Recent Results

Saturday, Jan. 17

| | |
|-----------------------------|--------------|
| LIBERTY at VMI * | 91-80 |
| UNC ASHEVILLE at WINTHROP * | 67-87 |
| CHAR. SO. at PRESB. * | 54-63 |
| RADFORD at HIGH POINT * | 65-52 |
| COASTAL at GARDNER-WEBB * | 55-77 |

Monday, Jan. 19

| | |
|----------------------------|-------|
| UNC ASHEVILLE at COASTAL * | 57-64 |
|----------------------------|-------|

Tuesday, Jan. 20

| | |
|--------------------------------|--------------|
| LIBERTY at HIGH POINT * | 61-56 |
| WINTHROP at CHAR. SOUTHERN * | 65-63 |

Wednesday, Jan. 21

| | |
|--------------------------------|-------|
| GARDNER-WEBB at PRESBYTERIAN * | 60-72 |
| VMI at RADFORD * | 87-72 |

Saturday, Jan. 24

| | |
|---------------------------------|------------------|
| HIGH POINT at VMI * | 85-92 |
| WINTHROP at COASTAL CAROLINA * | 69-78 |
| PRESBYTERIAN at UNC ASHEVILLE * | 58-68 |
| RADFORD at LIBERTY * | 94-82 2OT |
| GARDNER-WEBB at CHAR. SO. * | 86-70 |

Upcoming Schedule

Tuesday, Jan. 27

| | |
|--------------------------------|---------------|
| HIGH POINT at LIBERTY * | 7 p.m. |
| Morris College at CHAR. SO. | 7:30 p.m. |

Wednesday, Jan. 28

| | |
|-----------------------------|--------|
| GARDNER-WEBB at COASTAL * | 7 p.m. |
| WINTHROP at UNC ASHEVILLE * | 7 p.m. |

Thursday, Jan. 29

| | |
|--------------------------|--------|
| Southern Virginia at VMI | 7 p.m. |
|--------------------------|--------|

Saturday, Jan. 31

| | |
|-----------------------------------|---------------|
| CHAR. SO. at COASTAL CAROLINA * | 4:30 p.m. |
| RADFORD at GARDNER-WEBB * | 7 p.m. |
| HIGH POINT at PRESBYTERIAN * | 7 p.m. |
| UNC ASHEVILLE at LIBERTY * | 7 p.m. |
| WINTHROP at Charlotte | 7 p.m. |

LIBERTY

Best Start through First 20 Games

Liberty registered a 14-6 mark through the first 20 games of the season. The record is the best mark for Liberty since they started the 1991-92 campaign with a 17-3 mark, marking Liberty's first in the Big South Conference.

Liberty's All-Time Top Scoring Freshman

| | Name | Year | Points | PPG |
|----|-------------------|-------------|------------|-------------|
| 1. | George Sweet | 1973 | 524 | 19.4 |
| 2. | Larry Blair | 2004 | 437 | 13.2 |
| 3. | Seth Curry | 2009 | 435 | 20.7 |
| 4. | Steve Isaacs | 1980 | 387 | 9.9 |
| 5. | Rod Martin | 1980 | 379 | 9.7 |
| 6. | David Dees | 2004 | 347 | 10.5 |
| 7. | Karl Hess | 1977 | 300 | 11.1 |

Top Attended McKay Coached Games in the Vines Center

Since the reconfiguration of the Vines Center seating brought capacity down to 8,085, head coach Ritchie McKay has had some of the larger crowds in the past decade. Here are the Top 5.

| | Attendance | Date | W-L | Result |
|----|------------|----------|-----|----------------------------|
| 1. | 7,392 | 1/24/09 | L | LU 82, Radford 94 2OT |
| 2. | 6,566 | 2/9/08 | W | LU 83, UNC Asheville 54 |
| 3. | 5,198 | 11/14/08 | W | LU 97, Montreat 77 |
| 4. | 4,810 | 1/12/09 | W | LU 68, Coastal Carolina 55 |
| 5. | 4,172 | 12/1/08 | W | LU 69, George Mason 66 OT |

Curry Pulls Two Weekly Awards on Jan. 19

For the second time this season, Seth Curry has been named Big South Choice Hotels Player of the Week and Dick Vitale's "Diaper Dandy" of the Week on the same day. It first happened on Dec. 1.

Smith Starts Slow From Beyond the Arc

Anthony Smith shot 26.2 percent (16-of-61) from beyond the arc through the season's first 12 games. Since his slow start, Smith is shooting 50.9 percent (28-of-55) from three-point range over the past nine games.

This is nothing new for Smith, as the Plano, Texas native shot 27.3 percent (9-of-33) from three-point range through the first six games of last season. Smith heated up in game seven against Longwood on Nov. 27, 2007, connecting on 7-of-8 from three-point land, jumpstarting him to finish the final 26 games connecting on 43.6 percent (75-of-172) of his shots. Smith finished the year connecting on 41.0 percent (84-of-205) of his attempts, giving him the fifth-best success rate for a season in program history. The 84 three-point field goals and 205 three-point attempts were program bests.

2008-09 Miscellaneous Stats

Liberty's Record When:

Starting Lineups:

| | |
|---|------|
| Curry, Floyd, Ohman, Sanders, Smith..... | 13-7 |
| Curry, Floyd, Ohman, Sanders, Stephene..... | 1-0 |

| | |
|--|------|
| When Liberty controls the tip..... | 8-1 |
| When opponent controls the tip..... | 6-6 |
| Played at home..... | 9-1 |
| Played on the road..... | 3-6 |
| Played at a neutral site..... | 2-0 |
| Played a team with a .500+ record..... | 5-3 |
| Played a team with a .500 record..... | 3-1 |
| Played a team with a below .500 record..... | 6-3 |
| When Liberty leads at the half..... | 9-1 |
| When opponent leads at the half..... | 3-6 |
| When there is a tie at the half..... | 2-0 |
| When Liberty leads with five minutes left..... | 12-2 |
| When opponent leads with five minutes left..... | 2-5 |
| When there is a tie with five minutes left..... | 0-0 |
| When Liberty leads with one minute left..... | 10-1 |
| When opponent leads with one minute left..... | 2-6 |
| When there is a tie with one minute left..... | 0-0 |
| When Liberty outrebounds opponent..... | 6-1 |
| When opponent outrebounds Liberty..... | 8-6 |
| When the same amount of rebounds..... | 0-0 |
| When Liberty shoots 50% or better from floor..... | 7-1 |
| When Liberty shoots less than 50% from floor..... | 7-6 |
| When Liberty has more field goal attempts..... | 4-2 |
| When opponent has more field goal attempts..... | 10-5 |
| When the same amount of field goal attempts..... | 0-0 |
| When Liberty shoots more three-pointers..... | 5-6 |
| When opponent shoots more three-pointers..... | 8-1 |
| When the same amount of three-pointers..... | 1-0 |
| When Liberty shoots more free throws..... | 10-3 |
| When opponent shoots more free throws..... | 4-4 |
| When the same number of free throws were taken..... | 0-0 |
| When opponent shoots 50% or better from floor..... | 0-1 |
| When opponent shoots less than 50% from floor..... | 14-6 |
| When Liberty has more turnovers than opponent..... | 2-3 |
| When opponents has more turnovers than Liberty..... | 12-4 |
| When turnovers are the same..... | 0-0 |
| When Liberty blocks more shots..... | 5-1 |
| When opponent blocks more shots..... | 6-5 |
| When blocks are the same..... | 3-1 |
| When Liberty has more steals..... | 10-3 |
| When opponent has more steals..... | 3-1 |
| When steals are the same..... | 1-3 |
| When the Liberty bench outscores opponent bench..... | 2-1 |
| When opponent bench outscores Liberty bench..... | 12-5 |
| When both benches score the same..... | 0-1 |
| November Games..... | 4-1 |
| December Games..... | 6-3 |
| January Games..... | 3-3 |
| Monday..... | 3-1 |
| Tuesday..... | 3-1 |
| Wednesday..... | 0-1 |
| Friday..... | 2-1 |
| Saturday..... | 4-2 |
| Sunday..... | 1-1 |
| When wearing blue uniform..... | 4-3 |
| When wearing grey uniform..... | 5-1 |
| When wearing red uniform..... | 2-3 |
| When wearing white uniform..... | 3-0 |
| When playing on TV..... | 9-2 |

LIBERTY

Road Winning Streak

With their win at High Point on Jan. 20, Liberty has won back-to-back road games for the second time in three seasons. Liberty closed out the regular season in 2007 with wins at VMI and Radford.

Top Scorers

Liberty has Seth Curry (20.7 ppg) and Anthony Smith (18.8 ppg), both ranked in the top four in the Big South in scoring, helping Liberty register the second best team scoring average in the league, 75.3.

Smith's Last 11 Games

Anthony Smith has tallied at least 20 points in seven of his last 11 games. Over that span Smith is averaging 19.6 ppg, 7.1 rpg and is hitting 55.5 percent of his field goals, including 44.8 percent of his three-point attempts.

Overtime Craze

After going 75 overtime-free games, a streak that was broken on Nov. 29 when Liberty experienced a double-overtime affair with William & Mary, the Flames have now registered a total of four overtime games this season. The four overtime mark ties a season high set in 1996. Three of Liberty's overtime contests this season have been of the double-overtime variety, a first for the program.

Liberty is 2-2 this season in overtime contests and 20-31 all-time. Liberty is 2-1 inside the Vines Center and 0-1 on the road in overtime contests this season.

The overtime free streak which was snapped this season served as the second-longest in program history and the longest during Liberty's Division I era. Liberty's overall longest streak without an overtime contest is 134 games from Dec. 8, 1972, until Dec. 9, 1977.

Smith Climbs Career Minutes Played List

Senior Anthony Smith currently sits fourth all-time in the Liberty annals in minutes played. The Plano, Texas native has played 3,653 minutes in his career, only ranking behind Larry Blair (4,123), Matt Hildebrand (3,729) and Larry Jackson (3,694). Based on his current minutes per game average and barring injury, Smith should finish the regular season No. 2 all-time in the Liberty record books.

No Bench Points

Liberty tallied no bench points in its 91-80 victory at VMI on Jan. 24. Liberty has never scored that many points and won a game without any points from its bench. The last time Liberty received no bench scoring was on Nov. 16, 2006, at Oklahoma. Liberty lost to the Sooners, 74-48.



**Big South Conference
Statistical Comparisons
Liberty's 2008-09
League Rankings**
as of Jan. 24, 2009

Overall Ranking

| | |
|-----------------------------|-------------|
| Scoring Offense | 2nd (75.3) |
| Scoring Defense | 4th (68.1) |
| Scoring Margin | 2nd (+7.2) |
| Free Throw Pct. | 2nd (68.8) |
| Field Goal Pct. | 1st (46.5) |
| Field Goal Pct. Def. | 4th (42.1) |
| 3-Point Field Goal Pct. | 3rd (35.3) |
| 3-Point Field Goal Pct. Def | 2nd (31.8) |
| Rebounding Margin | 9th (-3.6) |
| Blocks | 10th (1.57) |
| Assists | 4th (14.90) |
| Steals | 3rd (7.71) |
| Turnover Margin | 2nd (+2.95) |
| Assist/Turnover Ratio | 2nd (1.16) |
| Offensive Rebounds | 9th (10.05) |
| Defensive Rebounds | 6th (24.33) |
| 3-Point Field Goals Made | 2nd (9.19) |

**Flames Among Big South
Conference Individual Leaders**

Scoring

| | |
|---------------|-------------|
| Seth Curry | 2nd (20.7) |
| Anthony Smith | 4th (18.8) |
| Kyle Ohman | 17th (11.8) |

Rebounding

| | |
|---------------|------------|
| Anthony Smith | 7th (7.0) |
| Kyle Ohman | 16th (5.4) |
| Brolin Floyd | 18th (5.0) |

Field Goal Pct. (Min. 5.0 made/game)

| | |
|---------------|------------|
| Anthony Smith | 4th (52.6) |
| Seth Curry | 9th (44.7) |

Assists

| | |
|---------------|-----------|
| Jesse Sanders | 5th (3.8) |
|---------------|-----------|

Free Throw Pct.

| | |
|---------------|-------------|
| Seth Curry | 3rd (78.1) |
| Anthony Smith | 13th (63.1) |

Steals

| | |
|---------------|-------------|
| Anthony Smith | 10th (1.57) |
| Seth Curry | 13th (1.43) |
| Jesse Sanders | 15th (1.40) |

3-Point FG Pct. (Min 2.5 made/game)

| | |
|------------|------------|
| Seth Curry | 4th (38.6) |
| Kyle Ohman | 6th (36.6) |

3-Point FG Made

| | |
|---------------|-------------|
| Seth Curry | 5th (3.14) |
| Kyle Ohman | 6th (2.52) |
| Anthony Smith | 10th (2.10) |

Blocked Shots

None in the top 15

Assist/Turnover Ratio

| | |
|---------------|------------|
| Jesse Sanders | 1st (2.11) |
|---------------|------------|

Offensive Rebounds

| | |
|---------------|------------|
| Jesse Sanders | 14th (2.1) |
|---------------|------------|

Defensive Rebounds

| | |
|---------------|-----------|
| Anthony Smith | 4th (5.6) |
| Kyle Ohman | 8th (4.7) |

LIBERTY

Curry Scores 30 Points and another Liberty First

Seth Curry scored 30 points on Dec. 22 against Northern Colorado, becoming the first freshman in the Liberty Division I era to score at least 30 points during a regular season contest. Jamaal Bennett tallied 35 points in the quarterfinals of the 1999 Big South Championship, making him the only other freshman in Liberty's Division I era. One other freshman in the Liberty annals has accomplished the feat, as George Sweet did so during the first year of the program, the 1972-73 season. Sweet tallied 30 points on the nose on three separate occasions. Curry became the first Division I Liberty freshman to reach the 30-point plateau three times, after tallying 35 points on Jan. 17 at VMI, and pouring 30 markers against Radford on Saturday.

Smith Eyeing the 1,000 Point/500 Rebound Club

Anthony Smith needs three more rebounds to become the 36th player in Big South history to score at least 1,000 career points and grab 500 career rebounds. Should Smith reach both marks, he would become the ninth player in program history to accomplish the feat and the fourth during the Division I era.

Smith Eyeing the 1,500 Point/500 Rebound Club

Anthony Smith has 1,534 career points and 497 career rebounds. He is in a sprint with VMI's Travis Holmes (1,486 points and 501 rebounds) to become the ninth player in Big South history with 1,500 career points and 500 career rebounds.

Flames Ranked in CollegeInsider.com's Top 25 Mid-Major Poll

Currently, the Flames are ranked No. 19 in CollegeInsider.com's Mid-Major Top 25 Poll. The most recent poll came out on Jan. 26, marking the eighth straight week Liberty was ranked.

Liberty's Week-by-Week Ranking

| | |
|---------|------|
| Jan. 26 | (19) |
| Jan. 19 | (16) |
| Jan. 12 | (21) |
| Jan. 5 | (15) |
| Dec. 29 | (12) |
| Dec. 22 | (15) |
| Dec. 15 | (12) |
| Dec. 8 | (13) |
| Dec. 1 | (RV) |

For the first time in program history, the Liberty Flames were ranked in the CollegeInsider.com's Top 25 Mid-Major Poll, when Liberty garnered a No. 13 ranking in the Dec. 8 poll. Liberty had received votes before, but never was able to crack the Top 25. The poll is released every Monday during the season, between 5-8 p.m. EST.

LIBERTY

Curry Top Scoring Freshman in the Nation

Seth Curry's 26-point performance at Virginia on Nov. 25 pushed his points per game average to 22.3, helping him bypass the Cavaliers' Sylvan Landesberg (22.0) as the nation's top scoring true freshman. Curry has held the distinction ever since and is currently the only freshman in the Top 50 in scoring and is No. 21 overall at 20.7 ppg.

Curry Tallies a Big South Conference First

Seth Curry was named Choice Hotels Big South Player of the Week on Dec. 1, making the first time that a true freshman earned the weekly award since the institution of the Big South Freshman of the Week award for the 1990-91 season. Kennedy Okafor from Maryland-Baltimore County won the award as a redshirt freshman on Dec. 15, 1997.

Curry and Sanders Team Up for another Big South First

On Dec. 1, Seth Curry and Jesse Sanders were named Big South Player and Freshman of the Week respectively. It marked the first time in the history of the Big South Conference that a school swept the weekly awards, with the player of the week also being a freshman.

Curry Receives Weekly Accolades From ESPN's Dick Vitale

Seth Curry was named Dick Vitale's Diaper Dandy of the Week on Dec. 1 for his play against Virginia, Coker and William & Mary, all Flames' victories. Curry averaged 23.0 ppg and 4.0 rpg, while shooting 51.9 percent from the floor and 41.7 percent from three-point land during that span.

Smith's Free Throw Attempts are Up

Anthony Smith is currently averaging 4.9 free throw attempts per contest. His attempts are up by 2.4 per game from last season. Smith attempted 2.5 shots from the charity stripe a season ago.

Ohman Crashes the Boards

Kyle Ohman is pulling down 5.4 rebounds a game this season. The average is 2.9 more caroms per contest than the former walk-on averaged a season ago.

Ohman Hitting the Trey

Since the arrival of head coach Ritchie McKay, Kyle Ohman has appeared in all 53 contests he has coached. Ohman only appeared in 10 games prior to McKay's arrival. Since the opening day of the 2007-08 season, Ohman has connected on 39.1 percent (116-of-297) of his three-point shots. Ohman's career 38.4 percent mark (118-of-307) ranks No. 3 all-time in the Liberty annals.

Smith on Liberty's Career Three-Point List

Anthony Smith has 189 career three-point field goals, ranking No. 4 all-time in the Liberty record books. Next on the list is Matt Hildebrand (207).

McKay inside the Vines Center

Head Coach Ritchie McKay has a career 22-3 mark inside the Vines Center (.880 winning percentage). His three losses came on Jan. 15, 2008, to Winthrop (59-50), on Feb. 26, 2008 to VMI (81-79) and on Saturday to Radford (94-82) in two overtimes. McKay won 11 straight inside the Vines Center, before his first career setback. Ironically, McKay's most recent defeat came after 11 straight triumphs.

LIBERTY

Curry in the Clutch

Seth Curry scored 13 points, on 6-of-7 shooting, during two overtime periods on Nov. 29, leading the Flames to an 80-74 victory over William & Mary. Curry's trey with 18 seconds tied the game at 71, sending the contest into the second overtime period. Curry's heroics helped him earn tournament MVP honors in the Liberty Thanksgiving Classic.

Curry in the Clutch Part II

Seth Curry reprised his role from the William & Mary double-overtime victory, helping Liberty dispose of George Mason in overtime on Dec. 1, 69-66. Curry's triple with 17.7 seconds left sent the game into the extra frame. From that juncture, Curry scored five of Liberty's eight points in overtime, including an 18-foot jumper to put the Flame ahead for good with 40.6 left in the extra period.

Curry in the Clutch Part III

Seth Curry nailed a three-point bucket at the buzzer in overtime on Jan. 5, sending the Flames to a second overtime at Presbyterian. Liberty would later fall in double-overtime, 67-66.

Ohman Ties a John Paul Jones Arena Record

Kyle Ohman scored 17-first half points against Virginia on Nov. 25, tying a John Paul Jones Arena record for first half points. Ohman shares the record with North Carolina's Tyler Hansbrough and Hampton's Vincent Simpson.

Curry Ties another Record

Seth Curry played all 50 minutes during Liberty's double-overtime win against William & Mary on Nov. 29. By doing so, Curry tied the program record for minutes played in a game, becoming the fourth player to do so. The last time was by Mike Minett on Feb. 10, 1986, against Longwood, roughly four years and six months before Curry's birth.

Liberty Wins Three Against In-State Non-Conference Foes

The Dec. 1 win over George Mason gave Liberty three non-conference victories over intra-state Division I teams for the first time since the 1999-2000 season. Liberty beat James Madison (79-70), Richmond (64-61 2OT) and Virginia Tech (62-61) that season. This year, Liberty has topped Virginia (86-82), William & Mary (80-74 2OT) and George Mason (69-66 OT).

Shooting the Trey

Liberty is averaging 26.04 three-point attempts a game. Opponents are barely trailing the Flames in that category, heaving up 25.0 long range shots a game.

Grabbing the Rebound

Liberty is sixth in the Big South Conference in rebounding margin. Opponents are rebounding 3.6 more carsoms a game than the Flames. Liberty has been outrebounded in 14-of-21 games this season.

Assists are Up and Turnovers Down

Liberty has a positive assist-to-turnover ratio at 1.2, ranking Liberty second in the Big South. Jesse Sanders leads the team with a 2.15 ratio, as he has dished out 80 assists to 38 turnovers. That marks leads the Big South and is No. 45 nationally.

Sanders is Pulling Offensive Boards

Liberty's point guard, Jesse Sanders, has pulled down a team-high 43 offensive rebounds. He is averaging 2.0 offensive rebound per game average, or 20.4 percent of Liberty's team average.

LIBERTY

Curry Joins Elite Liberty Circle

Freshman Seth Curry became the fourth Liberty freshman, and the third since the Flames moved to Division I, to reach the 20-point plateau in his collegiate debut, when he tallied 23 markers against Montreat on Nov. 14.

The first Liberty freshman to accomplish the feat was Willard DeShazor, who poured in 29 points against Tennessee Temple on Nov. 28, 1973. Chris Toomer scored 21 points against Maine on Nov. 23, 1990, in his first collegiate game. Jay Boykin was the last Liberty freshman, until Curry, to reach 20 points in his collegiate debut. He scored 20 points against Drake on Nov. 24, 1995, when Curry was five years old.

The previous three members of this exclusive Liberty club played all four years at Liberty, but Deshazor was the only player to reach the 1,000-point club (1,569). Toomer is next with 583 career points.

Curry Ties Vines Center Record in Debut

Seth Curry's seven steals against Montreat on Nov. 14 tied a Vines Center record that was originally set by Delawn Grandison on Jan. 7, 1999 against Tusculum and was last achieved by Maurice Watkins on Jan. 15, 2001 against Charleston Southern. Curry became one of seven players to record seven steals inside Liberty's home.

Notes From Virginia Win

Liberty's win over Virginia snapped the Cavaliers 36-game November home winning streak, which dated back to 1994. The win also snapped Virginia's 16-game winning streak against Big South opponents, which dated back to Liberty's last win over the Cavaliers in 1998. The win also snapped Virginia's 15-game winning streak against non-conference in-state opponents, which dated back to 2002.

Seth Curry and Kyle Ohman led Liberty with 26 points, while Anthony Smith chipped in 21 markers. The performance by the trio marked the first time three players have scored 20 against Virginia in the same game since Juan Dixon (23), Chris Wilcox (21) and Lonny Baxter (20) did so for Maryland on March 3, 2002.

New Faces

Liberty returned 33.5 points of its 69.4 points per game from last season, and 56 percent of those points came from Liberty's lone returning starter, Anthony Smith (16.0 ppg). Included in the returning points per game number is three total points from Tyler Baker, who appeared in one game, before giving way to injury and James Spencer, a walk-on who tallied two total points. The final returnees, Kyle Ohman and Jeremy Anderson chipped in 7.7 ppg and 6.8 ppg, respectively.

The Curry/Lynchburg Connection

Freshman Seth Curry isn't the only member of his family to appear in a college game on the Liberty campus. Seth's father, Dell Curry, as a freshman, poured in a game-high 19 points, on 7-of-13 shooting, for Virginia Tech on Dec. 7, 1982, in the Hokies' 71-53 triumph over the Flames.

The game featured two fathers of 2008 All-Americans. Dell's older son Stephen is an All-American performer at Davidson, while the Flames' Eric Gordon saw his son, Eric Gordon, Jr. picked in the first round of the NBA Draft by the Los Angeles Clippers after an All-American season at Indiana. Liberty's Gordon, scored six points and dished out two assists against Curry's Virginia Tech squad that cold December night in 1982.

LIBERTY

My Brother is an All-American

Freshmen Seth Curry and Jesse Sanders each are younger siblings of All-Americans from last season. Curry's older brother Stephen is currently an All-American performer at Davidson, nearly lifting the Wildcats to the 2008 Final Four. Sanders' older brother Thomas earned All-American honors at Gardner-Webb after being named 2008 Atlantic Sun Player of the Year. The elder Sanders poured in 21 points and pulled down 10 rebounds in the Bulldogs' 84-68 upset win at No. 20 Kentucky on Nov. 8, 2007.

10 Wins Prior to New Years

Liberty defeated Cincinnati Christian on Dec. 28, marking the first time in program history the Flames have recorded 10 wins before New Years. Three times, the program has managed nine wins before New Years, doing so during the 1979-80, 1983-84 and 1996-97 seasons.

Next on the Scoring List for Anthony Smith

With 1,534 career points, Anthony Smith sits in 10th place all-time in the Liberty annals for scoring and fourth in Division I scoring. On Jan. 20, Smith passed Matt Hildebrand (1,515), a four-year letterwinner from 1991-94.

Next up on the scoring list is Larry Jackson (1,539), a four-year letterwinner from 1995-98. Smith needs six points to move past Jackson into ninth place all-time and third place in Division I scoring.

Smith Can Shoot

Senior Anthony Smith was the only player in the nation in 2008 to attempt at least 200 three-point field goals and succeed on at least 40 percent of his three-point field goal attempts (41.0), while also connecting on 50 percent of his field goal attempts (51.5). He was one of five players in the nation to accomplish the same feat, while attempting at least 100 three-point field goals. The other players were Mario Chalmers (Kansas), Lee Cummond (BYU), Malik Hairston (Oregon) and James Harden (Arizona State).

Road Woes

The Flames have lost 42 of their last 51 road games, dating back to the start of the 2005-06 season. Three of the wins during the span came during the 2006-07 season. A 66-63 victory at Charleston Southern on Jan. 22, 2007, a 118-108 victory at VMI on Feb. 21, 2007 and a 64-48 win at Radford on Feb. 24, 2007. The victory in Lexington was the Flames first since Dec. 7, 1991, and the win at Radford was Liberty's first since Feb. 22, 1997. The fourth road win was a 55-53 triumph at East Carolina on Nov. 17, 2007, the fifth road win was on Jan. 28, 2008 at VMI, 87-81 and the sixth was a 65-51 triumph at Coastal Carolina on Feb. 16, 2008. Liberty secured its seventh road victory during that span on Nov. 25 at Virginia, 86-82. For the third time during the stretch, Liberty won against VMI, at Cameron Hall on Jan. 17, 91-80. For the second time in three seasons, Liberty won back-to-back road contests when they won at High Point on Tuesday, 61-56.

LIBERTY

2008-09 Game-By-Game Biggest Leads/Time in Lead and Extra Superlatives

| Date | Opponent | LU Result | LU Big | | | Opp Big | | | LU in | | | Opp in | | | Paint | | Off TOs | | 2nd Ch | | Bench | |
|---------|----------------------|--------------|--------|------|----|---------|-------|-------|-------|------|----|--------|----|-----|-------|-----|---------|-----|--------|-----|-------|--|
| | | | Lead | Ties | LC | Lead | Ties | LC | Lead | Tied | LU | Opp | LU | Opp | LU | Opp | LU | Opp | LU | Opp | | |
| Nov. 14 | MONTREAT | W, 97-77 | 30 | 0 | 0 | 0 | 39:46 | 00:00 | 00:14 | 30 | 36 | 19 | 22 | 16 | 21 | 22 | 11 | | | | | |
| Nov. 18 | at UNC Asheville * | L, 56-84 | 0 | 31 | 0 | 0 | 00:00 | 38:50 | 01:10 | 18 | 28 | 11 | 13 | 5 | 9 | 14 | 16 | | | | | |
| Nov. 25 | at Virginia | W, 86-82 | 8 | 4 | 6 | 8 | 28:01 | 05:51 | 06:08 | 30 | 26 | 14 | 8 | 0 | 9 | 3 | 17 | | | | | |
| Nov. 28 | COKER^ | W, 88-66 | 27 | 3 | 1 | 1 | 36:40 | 02:02 | 01:18 | 36 | 20 | 19 | 14 | 6 | 2 | 15 | 29 | | | | | |
| Nov. 29 | WILLIAM & MARY^ | W, 80-74 2OT | 11 | 3 | 8 | 10 | 31:16 | 09:29 | 09:15 | 34 | 26 | 22 | 13 | 23 | 16 | 4 | 19 | | | | | |
| Dec. 1 | GEORGE MASON | W, 69-66 OT | 10 | 4 | 5 | 10 | 32:52 | 07:00 | 05:08 | 24 | 28 | 21 | 10 | 13 | 6 | 8 | 14 | | | | | |
| Dec. 6 | GARDNER-WEBB * | W, 68-59 | 9 | 9 | 8 | 10 | 12:34 | 24:26 | 03:00 | 32 | 26 | 17 | 5 | 8 | 7 | 10 | 11 | | | | | |
| Dec. 7 | at Clemson | L, 75-80 | 12 | 7 | 4 | 8 | 33:33 | 04:21 | 02:06 | 32 | 38 | 14 | 16 | 10 | 12 | 8 | 10 | | | | | |
| Dec. 15 | ANDERSON | W, 88-46 | 45 | 2 | 2 | 1 | 36:28 | 02:07 | 01:25 | 48 | 12 | 25 | 6 | 13 | 12 | 33 | 13 | | | | | |
| Dec. 17 | at DePaul \$ | L, 63-64 | 3 | 20 | 4 | 6 | 03:55 | 31:05 | 05:00 | 20 | 28 | 5 | 11 | 15 | 15 | 6 | 10 | | | | | |
| Dec. 19 | at Saint Louis \$ | L, 70-73 | 5 | 17 | 1 | 3 | 08:42 | 29:18 | 02:00 | 28 | 24 | 7 | 14 | 4 | 16 | 15 | 15 | | | | | |
| Dec. 22 | vs. Northern Colo. & | W, 75-70 | 5 | 12 | 9 | 15 | 10:12 | 21:10 | 08:38 | 26 | 32 | 28 | 18 | 10 | 4 | 2 | 42 | | | | | |
| Dec. 23 | vs. USC Upstate & | W, 77-64 | 22 | 4 | 2 | 4 | 38:02 | 01:04 | 00:54 | 20 | 26 | 22 | 19 | 6 | 9 | 26 | 14 | | | | | |
| Dec. 28 | CINCINNATI CHRIST. | W, 86-55 | 36 | 0 | 0 | 0 | 38:38 | 00:00 | 01:22 | 44 | 18 | 19 | 7 | 15 | 7 | 27 | 32 | | | | | |
| Jan. 3 | at Winthrop * | L, 57-59 | 6 | 12 | 7 | 6 | 18:45 | 17:02 | 04:13 | 20 | 18 | 15 | 8 | 9 | 12 | 3 | 24 | | | | | |
| Jan. 5 | at Presbyterian * | L, 66-67 2OT | 3 | 8 | 10 | 15 | 09:52 | 34:54 | 05:12 | 22 | 22 | 16 | 10 | 15 | 11 | 3 | 0 | | | | | |
| Jan. 10 | CHAR. SO. * | W, 79-60 | 21 | 4 | 4 | 5 | 35:07 | 07:39 | 02:46 | 40 | 38 | 25 | 9 | 3 | 14 | 10 | 20 | | | | | |
| Jan. 12 | COASTAL CAR. * | W, 68-55 | 15 | 8 | 1 | 1 | 20:56 | 18:01 | 01:03 | 32 | 30 | 23 | 15 | 11 | 14 | 12 | 20 | | | | | |
| Jan. 17 | at VMI * | W, 91-80 | 20 | 7 | 4 | 7 | 30:35 | 07:24 | 02:01 | 44 | 36 | 17 | 21 | 17 | 10 | 0 | 24 | | | | | |
| Jan. 20 | at High Point * | W, 61-56 | 5 | 9 | 4 | 13 | 08:18 | 28:07 | 04:35 | 20 | 38 | 24 | 14 | 6 | 12 | 4 | 8 | | | | | |
| Jan. 24 | RADFORD * | L, 82-94 2OT | 6 | 12 | 7 | 10 | 17:22 | 28:48 | 03:50 | 22 | 48 | 23 | 20 | 11 | 25 | 2 | 14 | | | | | |

^ - Liberty Thanksgiving Classic (Lynchburg, Va.)

\$ - Findlay Toyota Las Vegas Classic (Home site game)

* - Big South Conference Game

2008-09 Season

| Dunks | Season |
|---------------|-----------|
| Anthony Smith | 25 |
| Brolin Floyd | 15 |
| Tyler Baker | 1 |
| Seth Curry | 1 |
| Kyle Ohman | 1 |
| Austin Smith | 1 |
| Bill Weaver | 1 |
| TOTAL | 45 |

Top Scoring Performances

- 35, Seth Curry at VMI (1-17-09)
- 30, Seth Curry vs. Radford (1-24-09)
- 30, Seth Curry vs. Northern Colorado (12-22-08)
- 27, Seth Curry vs. Charleston Southern (1-10-09)
- 27, Anthony Smith vs. Gardner-Webb (12-06-08)
- 26, Seth Curry at Virginia (11-25-08)
- 26, Kyle Ohman at Virginia (11-25-08)
- 25, Anthony Smith vs. Montreat (11-14-08)

Top Rebounding Performances

- 17, Anthony Smith at VMI (1-17-09)
- 13, Kyle Ohman vs. Gardner-Webb (12-06-08)
- 12, Anthony Smith vs. Radford (1-24-09)
- 12, Anthony Smith at Presbyterian (1-5-09)
- 11, Brolin Floyd at Presbyterian (1-5-09)
- 10, Anthony Smith vs. William & Mary (11-29-08)

Top Assists Performances

- 8, Jesse Sanders at VMI (1-17-09)
- 8, Jesse Sanders at Virginia (11-25-08)
- 7, Jesse Sanders vs. Anderson (12-15-08)
- 6, Jesse Sanders vs. George Mason (12-1-08)
- 6, Seth Curry vs. Montreat (11-14-08)

Games Missed Due to Injury

| | |
|------------------|-----------|
| Jeremy Anderson | 21 |
| Carter McMasters | 16 |
| Tyler Baker | 9 |
| TOTAL | 46 |

Points in the Paint

| LU | AVG | OPP | AVG |
|-----|------|-----|------|
| 622 | 29.6 | 598 | 28.5 |

- Despite being outrebounded as a team, Liberty averages more points in the paint.

Points Off Turnovers

| LU | AVG | OPP | AVG |
|-----|------|-----|------|
| 386 | 18.4 | 273 | 13.0 |

- Liberty creates more offense off turnovers than its opponents.

Second Chance Points

| LU | AVG | OPP | AVG |
|-----|------|-----|------|
| 216 | 10.3 | 243 | 11.6 |

- Liberty and its opponents are have a 1.3 point difference in second chance points.

Bench Points

| LU | AVG | OPP | AVG |
|-----|------|-----|------|
| 227 | 10.8 | 363 | 17.3 |

- Liberty has been outscored by the opponents bench in 16-of-21 games.

LIBERTY

40-Point Games

| Name | Points | Opponent | Date |
|--------------------|--------|---------------------|---------|
| Bailey Alston | 46 | Ferrum | 2/26/88 |
| Ed Vickers | 45 | St. Paul's | 1/29/79 |
| Karl Hess | 43 | Valley Forge | 1/8/79 |
| Bailey Alston | 42 | Mt. St. Mary's | 3/4/88 |
| Bailey Alston | 42 | Indiana- Southeast | 1/4/88 |
| Matthew Hildebrand | 41 | Charleston Southern | 2/19/94 |
| Alex McLean | 40 | at VMI | 2/21/07 |
| Larry Blair | 40 | Coastal Carolina | 2/12/07 |
| Ed Vickers | 40 | at Bluefield State | 1/25/7 |

30-Point Games

| Name | Points | Opponent | Date |
|-------------------|-----------|--------------------------|----------------|
| Larry Blair | 38 | High Point | 1/3/06 |
| Bailey Alston | 38 | at Eastern Kentucky | 12/16/89 |
| Mark Chafin | 38 | at Eastern Mennonite | 12/10/77 |
| Larry Blair | 37 | Winthrop | 2/20/06 |
| Chris Caldwell | 37 | Radford | 2/23/02 |
| Bailey Alston | 37 | W. Va. Wesleyan | 2/23/88 |
| Chris Caldwell | 36 | at American | 1/2/02 |
| Bailey Alston | 36 | Baptist, S.C. | 2/4/89 |
| Bailey Alston | 36 | at Campbell | 1/7/88 |
| Bailey Alston | 36 | at Drexel | 11/30/87 |
| Karl Hess | 36 | vs. Lee | 3/14/80 |
| Ed Vickers | 36 | at Clearwater Christian | 11/17/79 |
| Ed Vickers | 36 | at Guilford | 2/10/79 |
| Karl Hess | 36 | St. Paul's | 1/29/79 |
| Karl Hess | 36 | Mary Washington | 1/11/79 |
| Karl Hess | 36 | at Presbyterian | 1/5/79 |
| Karl Hess | 36 | vs. Allentown | 11/24/78 |
| Mike Goad | 36 | at Clinch Valley | 12/14/74 |
| Seth Curry | 35 | at VMI | 1/17/09 |
| Jamaal Bennett | 35 | at UNC Asheville | 2/25/99 |
| Bailey Alston | 35 | at UCF | 3/2/90 |
| Bailey Alston | 35 | Randolph Macon | 1/23/88 |
| Cliff Webber | 35 | Pitt- Johnstown | 2/23/85 |
| Karl Hess | 35 | Radford | 12/17/79 |
| Ed Vickers | 35 | Mt. Vernon Nazarene | 12/1/79 |
| Ed Vickers | 35 | at Taylor | 12/2/78 |
| Mark Chafin | 35 | vs. Maranatha | 11/27/76 |
| Bailey Alston | 34 | vs. Brooklyn | 3/4/90 |
| Bailey Alston | 34 | Wright State | 1/27/90 |
| Bailey Alston | 34 | at Pitt- Johnstown | 1/16/88 |
| Jim Pearce | 34 | Ferrum | 12/9/86 |
| Eric Gordon | 34 | at UMBC | 12/17/83 |
| Steve Isaacs | 34 | Eastern | 1/19/81 |
| Steve Isaacs | 34 | Lincoln | 11/25/80 |
| Karl Hess | 34 | at St. Paul's | 11/27/78 |
| Mark Chafin | 34 | at Geneva | 3/2/78 |
| Mark Chafin | 34 | Longwood | 1/21/78 |
| Mark Chafin | 34 | at Bluefield State | 12/3/77 |
| Mark Chafin | 34 | at Virginia Commonwealth | 3/1/77 |
| George Sweet | 34 | at Eastern Mennonite | 2/19/74 |
| Alex McLean | 33 | Longwood | 11/27/07 |
| Larry Blair | 33 | UNC Asheville | 2/6/06 |
| Bailey Alston | 33 | at George Mason | 1/18/88 |
| Mike Minett | 33 | at UMBC | 1/29/86 |
| Eric Gordon | 33 | vs. UMBC | 3/1/84 |
| Karl Hess | 33 | Gallaudet | 1/26/80 |
| Karl Hess | 33 | at Webber | 11/16/79 |
| Karl Hess | 33 | Longwood | 2/17/79 |
| Ed Vickers | 33 | at Presbyterian | 1/5/79 |
| Ed Vickers | 33 | at Bowie State | 12/7/78 |
| Mark Chafin | 33 | at St. Pauls | 2/14/77 |
| Karl Hess | 33 | at D.C. Teachers | 2/10/77 |
| Mike Goad | 33 | Haggarstown | 12/1/73 |
| Mike Goad | 33 | Beckley | 11/29/73 |

| Name | Points | Opponent | Date |
|----------------------|-----------|------------------------------|-----------------|
| Carl Williams | 32 | at Coastal Carolina | 1/22/00 |
| Peter Aluma | 32 | at Howard | 12/4/95 |
| Julius Nwosu | 32 | Tennessee Temple | 2/25/93 |
| Bailey Alston | 32 | Central Connecticut | 1/18/90 |
| Bailey Alston | 32 | Averett College | 12/4/89 |
| Bailey Alston | 32 | at St. Francis, Pa. | 1/9/89 |
| Eric Gordon | 32 | Randolph-Macon | 2/18/84 |
| Eric Gordon | 32 | at Mt. St. Mary's | 2/2/84 |
| Karl Hess | 32 | vs. Olivet Nazarene | 3/13/80 |
| Karl Hess | 32 | at Clearwater Christian | 11/17/79 |
| Karl Hess | 32 | at Eastern Mennonite | 2/27/79 |
| Ed Vickers | 32 | Concord | 1/20/79 |
| Willard Deshazor | 32 | at Tenn. Temple | 11/25/76 |
| George Sweet | 32 | Grace | 1/10/76 |
| Mike Goad | 32 | Newport News Apprentice | 2/9/74 |
| Larry Blair | 31 | at High Point | 2/25/06 |
| Larry Blair | 31 | Buffalo | 12/6/05 |
| Larry Blair | 31 | Old Dominion | 12/7/04 |
| Mike Coleman | 31 | Youngstown St. | 3/2/91 |
| Bailey Alston | 31 | St. Francis, Pa. | 11/27/89 |
| Bailey Alston | 31 | UNC Greensboro | 3/4/89 |
| Bailey Alston | 31 | Davis & Elkins | 2/2/88 |
| Karl Hess | 31 | at Mary Washington | 2/12/80 |
| Karl Hess | 31 | Clinch Valley | 1/15/80 |
| Karl Hess | 31 | Mt. Vernon Nazarene | 12/1/79 |
| Karl Hess | 31 | vs. Wingate | 1/6/79 |
| Karl Hess | 31 | at Taylor | 12/2/78 |
| Mark Chafin | 31 | St. Pauls | 2/7/77 |
| Mike Goad | 31 | vs. Eastern Mennonite | 3/1/74 |
| Seth Curry | 30 | Radford | 1/24/09 |
| Seth Curry | 30 | vs. Northern Colorado | 12/22/08 |
| Anthony Smith | 30 | VMI | 3/4/08 |
| Dwight Brewhington | 30 | VMI | 1/27/07 |
| Larry Blair | 30 | VMI | 1/27/07 |
| Larry Blair | 30 | at McNeese St. | 12/29/05 |
| Larry Blair | 30 | at Maryland | 12/28/04 |
| Chris Caldwell | 30 | at Coastal Carolina | 1/14/02 |
| C.J. Cowgill | 30 | at UNC Asheville | 2/25/99 |
| C.J. Cowgill | 30 | Tusculum | 1/7/98 |
| Bailey Alston | 30 | Baptist, S.C. | 12/9/89 |
| Bailey Alston | 30 | at Towson State | 1/12/88 |
| Steve Isaacs | 30 | vs. Chaminate | 3/17/83 |
| Karl Hess | 30 | Valley Forge | 2/15/80 |
| Karl Hess | 30 | at Clinch Valley | 1/24/80 |
| Karl Hess | 30 | Mt. Vernon Nazarene | 11/30/79 |
| Ed Vickers | 30 | vs. Lincoln Memorial | 11/24/79 |
| Mark Chafin | 30 | at Elon | 12/27/77 |
| Mark Chafin | 30 | at Gardner-Webb | 1/22/77 |
| Mark Chafin | 30 | at Olivet Nazarene | 11/12/76 |
| Mike Goad | 30 | at Eastern Mennonite | 2/19/74 |
| George Sweet | 30 | Shenandoah | 2/17/73 |
| George Sweet | 30 | Hargrave | 12/1/72 |
| George Sweet | 30 | at Washington & Lee | 11/28/72 |

20-Point Games

| Name | # of Games | | |
|----------------------|------------|---------------------------------------|----------|
| Larry Blair | 43 | Seth Curry | 9 |
| Karl Hess | 43 | Mike Coleman | 9 |
| Bailey Alston | 42 | Ed Gomes | 9 |
| Peter Aluma | 36 | Alex McLean | 8 |
| Mark Chafin | 36 | Gabe Martin | 7 |
| Willard Deshazor | 30 | Maurice Watkins | 7 |
| Ed Vickers | 29 | Delawn Grandison | 7 |
| Steve Isaacs | 26 | Jim Pearce | 7 |
| Julius Nwosu | 23 | Mike Minett | 7 |
| Anthony Smith | 23 | Dave Denny | 7 |
| George Sweet | 22 | Carl Williams | 6 |
| Mike Goad | 20 | C.J. Cowgill | 6 |
| Larry Jackson | 18 | Jason Dixon | 5 |
| Matthew Hildebrand | 18 | Rodney Harrison | 5 |
| Eric Gordon | 16 | Rod Martin | 5 |
| Chris Caldwell | 15 | B.J. Jenkins | 4 |
| Greg McCauley | 15 | Leo Lightbourne | 4 |
| Parish Hickman | 13 | Vincent Okotie | 4 |
| David Dees | 12 | Brad Hamersley | 4 |
| Cliff Webber | 11 | Charles Richardson | 4 |
| | | Mark Swift | 4 |
| | | Dan Kennard | 4 |
| | | Dwight Brewhington | 3 |
| | | Ryan Mantlo | 3 |
| | | Keith Ferguson | 3 |
| | | Tim Scarborough | 3 |
| | | Bob Elness | 3 |
| | | Kyle Ohman | 2 |
| | | Damien Hubbard | 2 |
| | | Jeremy Monceaux | 2 |
| | | Brian Macon | 2 |
| | | Maxey Wilkerson | 2 |
| | | Chris Toomer | 2 |
| | | Mark Reed | 2 |
| | | Kenneth Anaebonam | 2 |
| | | Beau Wallace | 2 |
| | | Nathan Day | 2 |
| | | Jamaal Bennett | 2 |
| | | 26 Players | 1 |
| | | 4 Bold indicates active player | |

LIBERTY

Liberty University 2008-09 Men's Basketball Roster

Alphabetical Roster

| No. | Name | Pos. | Cl. | Ht. | Wt. | Hometown | High School (Previous) |
|-----|------------------|------|-------|------|-----|---------------------|------------------------------------|
| 12 | Jeremy Anderson | G | So. | 6-4 | 200 | Bowling Green, Ky. | Warren Central |
| 3 | Tyler Baker | F | R-Jr. | 6-9 | 215 | Albuquerque, N.M. | Temple Baptist |
| 30 | Seth Curry | G | Fr. | 6-3 | 180 | Charlotte, N.C. | Charlotte Christian |
| 23 | Brolin Floyd | G | Fr. | 6-6 | 212 | Ocala, Fla. | Shores Christian |
| 41 | Carter McMasters | C | Fr. | 6-11 | 210 | Chattanooga, Tenn. | Grace Academy |
| 14 | David Minaya * | G | So. | 6-6 | 205 | Riverview, Fla. | Oldsmar Christian (Tennessee Tech) |
| 11 | Kyle Ohman | G | Jr. | 6-4 | 200 | Mechanicsburg, Pa. | Emmanuel Baptist Christian |
| 25 | Jesse Sanders | G | Fr. | 6-3 | 200 | Sugar Land, Texas | Homeschooled |
| 5 | Anthony Smith | G | Sr. | 6-5 | 220 | Plano, Texas | Plano East |
| 33 | Austin Smith | F | Fr. | 6-9 | 220 | Tucson, Ariz. | Ironwood Ridge |
| 4 | James Spencer | G | So. | 6-1 | 190 | Newport News, Va. | Hampton Roads Academy |
| 1 | Johnny Stephene | G | R-Fr. | 6-2 | 200 | Boynton Beach, Fla. | Boynton Beach (Sound Doctrine) |
| 34 | Bill Weaver | G | Fr. | 6-4 | 200 | Hampton, Va. | Bethel |

Numerical Roster

| No. | Name | Pos. | Cl. | Ht. | Wt. | Hometown | High School (Previous) |
|-----|------------------|------|-------|------|-----|---------------------|------------------------------------|
| 1 | Johnny Stephene | G | R-Fr. | 6-2 | 200 | Boynton Beach, Fla. | Boynton Beach (Sound Doctrine) |
| 3 | Tyler Baker | F | R-Jr. | 6-9 | 215 | Albuquerque, N.M. | Temple Baptist |
| 4 | James Spencer | G | So. | 6-1 | 190 | Newport News, Va. | Hampton Roads Academy |
| 5 | Anthony Smith | G | Sr. | 6-5 | 220 | Plano, Texas | Plano East |
| 11 | Kyle Ohman | G | Jr. | 6-4 | 200 | Mechanicsburg, Pa. | Emmanuel Baptist Christian |
| 12 | Jeremy Anderson | G | So. | 6-4 | 200 | Bowling Green, Ky. | Warren Central |
| 14 | David Minaya * | G | So. | 6-6 | 205 | Riverview, Fla. | Oldsmar Christian (Tennessee Tech) |
| 23 | Brolin Floyd | G | Fr. | 6-6 | 212 | Ocala, Fla. | Shores Christian |
| 25 | Jesse Sanders | G | Fr. | 6-3 | 200 | Sugar Land, Texas | Homeschooled |
| 30 | Seth Curry | G | Fr. | 6-3 | 180 | Charlotte, N.C. | Charlotte Christian |
| 33 | Austin Smith | F | Fr. | 6-9 | 220 | Tucson, Ariz. | Ironwood Ridge |
| 34 | Bill Weaver | G | Fr. | 6-4 | 200 | Hampton, Va. | Bethel |
| 41 | Carter McMasters | C | Fr. | 6-11 | 210 | Chattanooga, Tenn. | Grace Academy |

*- Denotes player will sit out the 2008-09 season due to the NCAA transfer rule

Head Coach: Ritchie McKay

Assistant Coaches: Brad Soucie, Jason Eaker, Kyle Getter

Director of Basketball Operations: Matt Olinger

Men's Basketball Athletic Trainer: Aaron Schreiner

Pronunciation Guide

Jason EAKER.....A—kir
 Kyle OHMAN.....OO—man
 Brad SOUCIE.....SUE—see
 Johnny STEPHENE.....Stef—feen



12
Jeremy Anderson
 6-4, 200, So.
 Guard
 Warren Central
 Bowling Green, Ky.

Anderson's Career Highs

| | | |
|------------------|-------------|-----------------------------------|
| Points | 20 | vs. VMI (01-28-08) |
| FG Made | 7 | vs. VMI (01-28-08) |
| FG Attempts | 11 | vs. VMI (02-26-08) |
| FG Pct. | .777 (7-9) | vs. VMI (01-28-08) |
| 3 PT FG Made | 6 | vs. VMI (01-28-08) |
| 3 PT FG Attempts | 10 | vs. Radford (03-01-08) |
| | 10 | vs. VMI (02-26-08) |
| 3-PT FG Pct. | .750 (6-8) | vs. VMI (01-28-08) |
| FT Made | 3 | vs. Radford (02-02-08) |
| FT Attempts | 3 | vs. Radford (02-02-08) |
| | 3 | vs. Kentucky Christian (01-08-08) |
| FT Pct. | 1.000 (3-3) | vs. Radford (02-02-08) |
| Rebounds | 2 | vs. Radford (02-02-08) |
| Assists | 3 | vs. VMI (02-26-08) |
| Steals | 2 | vs. Charleston So.(01-19-8) |
| Blocks | 0 | |
| Turnovers | 3 | vs. VMI (01-28-08) |

LIBERTY

2009 (So.): Stress fracture in right foot ... out for the season ... will apply for medical hardship.

2008 (Fr.): Named to the 2008 Big South All-Freshman team ... member of the Big South Presidential Honor Roll ... started the season sidelined with an injury to his right foot, missing the first nine games ... tallied six points on 2-of-4 shooting in his collegiate debut at Campbell (12/15) ... seven points on 2-of-3 shooting against Nyack (1/5) ... scored 11 points on 3-of-5 shooting against Kentucky Christian (1/8) ... scored six points at Winthrop (1/15) ... tallied nine markers on 3-of-6 shooting from three-point range against Coastal Carolina (1/21) ... scored six points on 2-of-4 shooting against High Point (1/26) ... set career highs with 20 points and six three-point field goals on 7-of-9 shooting at VMI (1/28) ... scored 14 points on 4-of-10 shooting at Radford (2/2) ... named New Balance Big South Freshman of the Week (2/4) ... made first collegiate start at Coastal Carolina, scoring three points (2/16) ... poured in 14 points on 5-of-11 shooting against VMI (2/26).

Prep: Graduated from Warren Central High School ... second player in the history of Kentucky high school basketball to play in five state tournaments, including one as an eighth grader ... the only other player to do so was Richie Farmer, who has his jersey hanging from the rafters of Rupp Arena after a stellar career playing for Rick Pitino and the Kentucky Wildcats ... left Warren Central as the school's all-time leader in points (1,991), field goals (698), three-point field goals (279) and games played (149) ... ranked No. 15 all-time in the Kentucky State Tournament in points scored (162) ... led Warren Central to the state championship in 2004 and runner-up honors in 2005 ... three-time all-state honoree and two-time region player of the year ... was named first-team all-state and region player of the year as a senior ... McDonalds All-American nominee as a senior, when he averaged 17.0 points a game, while hitting 42.0 percent of his three-point field goal attempts ... shot 55.0 percent from the field, while dishing out 2.0 assists and grabbing 3.0 rebounds per game.

Personal: Son of Craig and Gail Anderson ... birthday is March 13 ... both parents played basketball at Wyoming ... majoring in kinesiology.

LU Players Who Have Worn #12

Anderson, Jeremy: 08-09
 Corning, Lee: 06
 Williams, Harry: 03-05
 Benjamin, Marvin: 99
 Hollis, Mike: 79
 Gomes, Steve: 78
 DeShazor, Shan: 77

Jeremy Anderson Statistically

| Year | GP | GS | Min | Avg | Total | | | 3-Point | | | Rebounds | | | PF | FO | Ast | TO | Blk | Stl | Pts | Avg | | | | |
|--------------|-----------|----------|------------|-------------|-----------|------------|-------------|-----------|------------|-------------|----------|-----------|-------------|----------|-----------|-----------|------------|-----------|----------|-----------|-----------|----------|----------|------------|------------|
| | | | | | FG | FGA | Pct | FG | FGA | Pct | FT | FTA | Pct | | | | | | | | | Off | Def | Tot | |
| 2007-08 | 23 | 1 | 432 | 18.8 | 52 | 126 | .413 | 46 | 117 | .393 | 7 | 10 | .700 | 2 | 12 | 14 | 0.6 | 28 | 0 | 15 | 13 | 0 | 5 | 157 | 6.8 |
| TOTAL | 23 | 1 | 432 | 18.8 | 52 | 126 | .413 | 46 | 117 | .393 | 7 | 10 | .700 | 2 | 12 | 14 | 0.6 | 28 | 0 | 15 | 13 | 0 | 5 | 157 | 6.8 |



3
Tyler Baker
 6-9, 215, R-Jr.
 Forward
 Temple Baptist
 Albuquerque, N.M.

Baker's Career Highs

| | | |
|------------------|-------------|-------------------------------------|
| Points | 13 | vs. Southern Virginia (11-27-06) |
| FG Made | 3 | vs. Charleston So. (01-22-07) |
| | 3 | vs. three other teams |
| FG Attempts | 7 | vs. Cincinnati Christian (11-21-06) |
| FG Pct. | .750 (3-4) | vs. Charleston So. (01-22-07) |
| 3 PT FG Made | 3 | vs. VMI (02-27-07) |
| | 3 | vs. Southern Virginia (11-27-06) |
| 3 PT FG Attempts | 6 | vs. VMI (02-27-07) |
| 3-PT FG Pct. | 1.000 (2-2) | vs. BYU (12-28-06) |
| FT Made | 4 | vs. Cincinnati Christ. (12-28-08) |
| | 4 | vs. two other schools |
| FT Attempts | 6 | vs. Cincinnati Christ. (12-28-08) |
| FT Pct. | 1.000 (4-4) | vs. Longwood (12-09-06) |
| | 1.000 (4-4) | vs. So. Virginia (11-27-06) |
| Rebounds | 8 | vs. Houghton (11-25-06) |
| Assists | 10 | vs. Cincinnati Christ. (11-21-05) |
| Steals | 5 | vs. Buffalo (12-18-06) |
| Blocks | 1 | vs. VMI (01-17-09) |
| | 1 | vs. 10 other teams |
| Turnovers | 3 | vs. Presbyterian (01-05-09) |

LIBERTY

2009 (R-Jr.): Appeared in his first game of the season at DePaul on Dec. 17 after missing first nine games with an injury to his left foot ... has played in 12 of Liberty's 21 games this season ... tallied six points on 2-of-5 shooting from beyond the arc , while pulling down three rebounds at DePaul (12/17) ... scored 10 points on 3-of-6 shooting, while pulling down five rebounds against Cincinnati Christian (12/28).

2008 (R-So.): Appeared in one game before applying for a medical hardship with an injured right foot ... scored three points on 1-of-2 shooting in 12 minutes of action against Coker (11/13) ... named to the Big South Presidential Honor Roll ... averaged 1.5 points and 2.0 rebounds per game during the Flames' September Tour of Canada ... played an average of 11.0 minutes per game after breaking his nose three days prior to leaving on trip ... his steal against Brock with 37 seconds left helped seal a victory two-point victory (9/1).

2007 (R-Fr.): Named to the Big South Presidential Honor Roll ... appeared in all 31 Liberty games ... made his first collegiate start against Cincinnati Christian, where he scored eight points and grabbed six rebounds (11/21) ... scored a season-high 13 points and tallied seven rebounds against Southern Virginia (11/27) ... chipped in with 10 points, while hitting 2-of-3 from three-point range against Longwood (12/9) ... scored seven points in 14 minutes against Radford (1/9) ... netted eight points and pulled down three rebounds at Charleston Southern (1/22) ... scored five points and seven rebounds against VMI (1/27) ... scored five points and grabbed two rebounds on 1-of-1 shooting against High Point (2/3) ... tallied six points on 2-of-4 shooting from three-point range against Charleston Southern (2/10) ... scored 12 points on 4-of-7, shooting while hitting 3-of-6 from the three-point arc and pulling down three rebounds in 10 minutes of action against VMI in the first round of the Big South Championship (2/27).

2006 (Fr.): Received medical redshirt for injury to his left ankle ... named to the Big South Presidential Honor Roll.

Prep: Graduated from Temple Baptist Academy ... four-year letterwinner ... second-team all-state and first-team all-district as a freshman, averaging 15.0 points, 7.0 rebounds and 5.0 assists per game ... first-team all-state and second-team all-metro as a sophomore ... during his sophomore year, he shot 42.0 percent from three-point range and 50.0 percent from the field, while averaging a double-double with 15.0 points and 11.0 rebounds per contest ... two-time IA-3A Player of the Year (junior and senior years) ... first-team all-state and all-metro as a junior, averaging 25.2 points and 12.0 rebounds per game ... shot 56.0 percent from the field and 45.0 percent from three-point range, while averaging 25.6 points, 15.0 rebounds and 6.0 assists per game as a senior ... was also named to the all-state and all-metro squad as a senior ... led the metro in scoring and rebounding.

Personal: Son of David and Janet Baker ... birthday is Nov.15 ... majoring in business.

LU Players Who Have Worn #3

Baker, Tyler: 07-08-09
 Alston, Levon: 06
 Clarke, John: 04-05
 Simmons, Norman: 03
 Caldwell, Chris: 99-2000-01-02
 Allison, Jason: 98
 White, Marcus: 97
 Taylor, Barry: 94-95-96

Tyler Baker Statistically

| Year | GP | GS | Min | Avg | FG | Total FGA | Pct | 3-Point | | | FT | FTA | Pct | Rebounds | | | PF | FO | Ast | TO | Blk | Stl | Pts | Avg | |
|--------------|-----------|----------|------------|-------------|-----------|------------|-------------|-----------|-----------|-------------|-----------|-----------|-------------|-----------|-----------|------------|------------|-----------|----------|-----------|-----------|-----------|-----------|------------|------------|
| | | | | | | | | FG | FGA | Pct | | | | Off | Def | Tot | | | | | | | | | Avg |
| 2006-07 | 31 | 1 | 400 | 12.9 | 40 | 102 | .392 | 30 | 76 | .395 | 25 | 27 | .926 | 14 | 65 | 79 | 2.5 | 55 | 1 | 28 | 23 | 7 | 14 | 135 | 4.4 |
| 2007-08 | 1 | 0 | 12 | 12.0 | 1 | 2 | .500 | 1 | 2 | .500 | 0 | 0 | .000 | 0 | 1 | 1 | 1.0 | 2 | 0 | 0 | 3 | 0 | 0 | 3 | 3.0 |
| 2008-09 | 12 | 0 | 132 | 11.0 | 11 | 35 | .314 | 4 | 19 | .211 | 10 | 14 | .714 | 6 | 20 | 26 | 2.2 | 21 | 1 | 4 | 9 | 4 | 5 | 36 | 3.0 |
| TOTAL | 44 | 1 | 544 | 12.4 | 52 | 139 | .374 | 35 | 97 | .361 | 35 | 41 | .854 | 20 | 86 | 106 | 2.4 | 78 | 2 | 32 | 35 | 11 | 19 | 174 | 4.0 |



30
Seth Curry
6-3, 180, Fr.
Guard
Charlotte Christian
Charlotte, N.C.

Curry's Season Highs

| | | |
|------------------|---------------|-------------------------------|
| Points | 35 | vs. VMI (01-17-09) |
| FG Made | 12 | vs. Northern Colo. (12-22-08) |
| FG Attempts | 25 | vs. Radford (01-24-09) |
| FG Pct. | .615 (8-13) | vs. Anderson (12-15-08) |
| 3 PT FG Made | 6 | vs. Clemson (12-07-08) |
| 3 PT FG Attempts | 15 | vs. Radford (01-24-09) |
| 3-PT FG Pct. | .667 (6-9) | vs. Clemson (12-07-08) |
| FT Made | 11 | vs. VMI (01-17-09) |
| FT Attempts | 11 | vs. VMI (01-17-09) |
| FT Pct. | 1.000 (11-11) | vs. VMI (01-17-09) |
| Rebounds | 8 | vs. Coker (11-28-08) |
| Assists | 6 | vs. Montreat (11-14-08) |
| Steals | 7 | vs. Montreat (11-14-08) |
| Blocks | 1 | vs. VMI (01-17-09) |
| | 1 | vs. five other teams |
| Turnovers | 5 | vs. Clemson (12-07-08) |

LIBERTY

Blue Ribbon Big South Preseason Newcomer of the Year Sporting News Big South Preseason Newcomer of the Year

2009 (Fr.): Has started all 21 games the Flames have played this season ... tied a Vines Center record with seven steals during his collegiate debut against Montreat (11/14) ... scored 23 points on 9-of-22 shooting against Montreat ... tallied a 26 points on 9-of-17 shooting in Liberty's victory at Virginia (11/25) ... scored 22 points against Coker (11/28) and 21 points against William & Mary (11/29), earning MVP honors in the Liberty Thanksgiving Classic ... scored 13 of his 21 points after regulation on 7-of-8 shooting in overtime win against William & Mary ... named Big South Conference Choice Hotels Player of the Week on Dec. 1 for his play Nov. 24-30 ... also named Dick Vitale's "Diaper Dandy of the Week" on Dec. 1 for his play Nov. 24-30 ... tallied a game-high 22 points in Liberty's 69-66 overtime win against George Mason (12/1) ... scored eight of Liberty's last 11 points, including a three-point basket with 17.7 seconds remaining to tie the contest and send it to overtime against the Patriots ... tallied 15 points, pulled down six rebounds and dished out five assists against Gardner-Webb (12/6) ... tallied 24 points on 9-of-16 shooting, including 6-of-9 from three-point range at Clemson (12/7) ... named New Balance Big South Freshman of the Week on Dec. 8 ... poured in 22 points on 8-of-13 shooting against Anderson (12/15) ... tallied a career-high 30 points against Northern Colorado on 12-of-21 shooting (12/22) ... poured in 27 points on 11-of-18 shooting against Charleston Southern (1/10) ... poured in a season-best 35 points on 10-of-15 shooting, including going 11-of-11 from the line at VMI (1/17) ... earned second Big South Choice Hotels Player of the Week nod on Jan. 19 for his play Jan. 12-18 ... also named Dick Vitale's "Diaper Dandy of the Week" for the second time this season on Jan. 19 for his play Jan. 12-18 ... netted in 30 points on 11-of-25 shooting, while grabbing six rebounds and dishing out three assists against Radford (1/24).

Prep: 2008 graduate of Charlotte Christian ... 2008 McDonald's All-American nominee ... averaged 22.3 points, 5.0 rebound and 5.0 assists per game, while connecting on 52.0 percent of his field goal attempts and 49 percent of his three-point tries as a senior ... earned all-state, all-conference and first team CSAA-All American accolades ... as a junior averaged 13.0 points, 3.0 rebounds, 3.0 assists and 2.0 steals per game for a team that had four starters who were double-figure scorers ... in his four years on the varsity squad, Charlotte Christian amassed an 105-24 record, reaching the state final in 2006 ... four-year letterwinner ... named to the Charlotte Christian honor roll all four years.

Personal: Son of Dell and Sonya Curry ... birthday is Aug. 23 ... majoring in business management ... career objective is to work in a NBA front office ... father Dell was one of the NBA's most prolific three-point shooters, who spent 16 seasons in the NBA with the Utah Jazz, Cleveland Cavaliers, Charlotte Hornets, Milwaukee Bucks and Toronto Raptors after a stellar collegiate career at Virginia Tech ... mother Sonya was a volleyball standout at Virginia Tech ... brother Stephen currently is a junior and All-American performer at Davidson.

LU Players Who Have Worn #30

Curry, Seth: 09
 Monroe, Russell: 05-06-07-08
 Manley, Mark: 99
 Vickers, Ed: 78-79
 McComas, Bob: 77

Seth Curry Statistically

| Year | GP | GS | Min | Avg | Total | | Pct | 3-Point | | | FT | FTA | Pct | Rebounds | | | PF | FO | Ast | TO | Blk | Stl | Pts | Avg | |
|--------------|-----------|-----------|------------|-------------|------------|------------|-------------|-----------|------------|-------------|-----------|-----------|-------------|-----------|-----------|-----------|------------|-----------|----------|-----------|-----------|----------|-----------|------------|-------------|
| | | | | | FG | FGA | | FG | FGA | Pct | | | | Off | Def | Tot | | | | | | | | | |
| 2008-09 | 21 | 21 | 765 | 36.4 | 156 | 349 | .447 | 66 | 171 | .386 | 57 | 73 | .781 | 12 | 67 | 79 | 3.8 | 29 | 0 | 41 | 37 | 6 | 30 | 435 | 20.7 |
| TOTAL | 21 | 21 | 765 | 36.4 | 156 | 349 | .447 | 66 | 171 | .386 | 57 | 73 | .781 | 12 | 67 | 79 | 3.8 | 29 | 0 | 41 | 37 | 6 | 30 | 435 | 20.7 |



23
Brolin Floyd
6-6, 212, Fr.
Guard
Shores Christian
Ocala, Fla.

Floyd's Season Highs

| | | |
|------------------|-------------|-----------------------------------|
| Points | 15 | vs. Coastal Carolina (01-12-09) |
| | 15 | vs. Montreat (11-14-08) |
| FG Made | 6 | vs. Coastal Carolina (01-12-09) |
| | 6 | vs. Cincinnati Christ. (12-28-08) |
| FG Attempts | 10 | vs. Cincinnati Christ. (12-28-08) |
| FG Pct. | .800 (4-5) | vs. Char. So. (1-10-09) |
| | .800 (4-5) | vs. Anderson (12-15-08) |
| 3 PT FG Made | 3 | vs. Montreat (11-14-08) |
| 3 PT FG Attempts | 7 | vs. Saint Louis (12-19-08) |
| 3-PT FG Pct. | 1.000 (2-2) | vs. Anderson (12-15-08) |
| FT Made | 4 | vs. Montreat (11-14-08) |
| FT Attempts | 6 | vs. Virginia (11-25-08) |
| FT Pct. | 1.000 (2-2) | vs. Gardner-Webb (12-06-08) |
| Rebounds | 11 | vs. Presbyterian (01-05-09) |
| Assists | 4 | vs. Cincinnati Christ. (12-28-08) |
| Steals | 3 | vs. Gardner-Webb (12-06-08) |
| Blocks | 2 | vs. Cincinnati Christ. (12-28-08) |
| Turnovers | 5 | vs. Radford (01-24-09) |

LIBERTY

2009 (Fr.): Has started all 21 games the Flames have played this season ... tallied 15 points on 4-of-6 shooting in collegiate debut against Montreat (11/14) ... scored eight points and pulled down four rebounds at Virginia (11/25) ... tallied nine points and pulled down eight rebounds before leaving with an injury to his right foot against William & Mary (11/29) ... pulled down five rebounds in overtime win against George Mason (12/1) ... tallied six points and pulled down six rebounds at Clemson (12/7) ... tallied 10 points on 4-of-5 shooting, while pulling down seven rebounds against Anderson (12/15) ... scored 10 points on 4-of-6 shooting at DePaul (12/17) ... grabbed a career-high 11 rebounds at Presbyterian, while scoring eight points (1/5) ... tallied 15 points on 4-of-6 shooting, while pulling down three rebounds against Coastal Carolina (1/12).

Prep: 2008 graduate of Shores Christian Academy ... 2008 McDonald's All-American nominee ... averaged 24.0 points, 6.0 rebounds, 6.0 assists and 2.0 steals as a senior, earning offensive player of the year honors ... averaged 17.8 points, 6.6 rebounds, 4.5 assists and 3.2 steals, leading Shores Christian to the NACA National Championship game ... MVP of his AAU Florida Elite team, while also playing for Nike Team Florida during the summer of 2007 ... in the summer of 2006, he was the MVP of the Running Rattlers AAU squad, which won the State Championship.

Personal: Son of Clifford and Dikita Floyd ... birthday is Nov. 12 ... majoring in sport management ... career objective is to play basketball professionally.

LU Players Who Have Worn #23

Floyd, Brolin: 09
 Campbell, Nathan: 08
 Jones, Dominique: 06-07
 Woodson, Brian: 04-05
 Grandison, Delawn: 99-2000
 Anderson, Ben: 98
 Luther, Jeremy: 95
 Benton, Kevin: 94
 Bloom, Jeff: 91-92-93
 Williams, Derrick: 89-90
 Harrison, Rodney: 86-87-88
 Reid, Mike: 83-84-85
 Simmons, Tony: 82
 Macon, Brian: 80
 Easley, Tim: 73

Brolin Floyd Statistically

| Year | GP | GS | Min | Avg | FG | FGA | Pct | 3-Point | | | FT | FTA | Pct | Rebounds | | | Avg | PF | FO | Ast | TO | Blk | Stl | Pts | Avg |
|--------------|-----------|-----------|------------|-------------|-----------|------------|-------------|-----------|-----------|-------------|-----------|-----------|-------------|-----------|-----------|------------|------------|-----------|----------|-----------|-----------|----------|-----------|------------|------------|
| | | | | | | | | FG | FGA | Pct | | | | Off | Def | Tot | | | | | | | | | |
| 2008-09 | 21 | 21 | 520 | 24.8 | 57 | 117 | .487 | 10 | 38 | .263 | 27 | 42 | .643 | 37 | 68 | 105 | 5.0 | 56 | 1 | 31 | 33 | 4 | 16 | 151 | 7.2 |
| TOTAL | 21 | 21 | 520 | 24.8 | 57 | 117 | .487 | 10 | 38 | .263 | 27 | 42 | .643 | 37 | 68 | 105 | 5.0 | 56 | 1 | 31 | 33 | 4 | 16 | 151 | 7.2 |



41

Carter McMasters

6-11, 210, Fr.

Center

Grace Academy

Chattanooga, Tenn.

McMasters' Season Highs

| | | |
|------------------|------------|------------------------------|
| Points | 6 | vs. UNC Asheville (11-18-08) |
| FG Made | 2 | vs. UNC Asheville (11-18-08) |
| FG Attempts | 6 | vs. UNC Asheville (11-18-08) |
| FG Pct. | .333 (2-6) | vs. UNC Asheville (11-18-08) |
| 3 PT FG Made | 2 | vs. UNC Asheville (11-18-08) |
| 3 PT FG Attempts | 6 | vs. UNC Asheville (11-18-08) |
| 3-PT FG Pct. | .333 (2-6) | vs. UNC Asheville (11-18-08) |
| FT Made | 0 | |
| FT Attempts | 0 | |
| FT Pct. | .000 (0-0) | |
| Rebounds | 4 | vs. Montreat (11-14-08) |
| Assists | 1 | vs. Montreat (11-14-08) |
| Steals | 1 | vs. Montreat (11-14-08) |
| Blocks | 2 | vs. Montreat (11-14-08) |
| Turnovers | 2 | vs. Coker (11-28-08) |

LIBERTY

2009 (Fr.): Appeared in five games on the year before being shut down for the remainder of the season with a stress fracture in his right leg ... tallied a season-high six points at UNC Asheville (11/18).

Prep: 2008 graduate of Grace Baptist Academy ... 2008 McDonald's All-American nominee ... earned the Wendy's Heisman Award ... ranked by ESPN.com as the No. 34 ranked power forward in the class of 2008 ... averaged 15.0 points, 10.0 rebounds and 5.0 blocks per game as a senior ... averaged 14.0 points, 11.0 rebounds and 5.0 blocks per game as a junior, helping his team to the regional finals ... the all-state honoree altered the game, evident by his 20 shots redirected during his junior year.

Personal: Son of Tommy and Melinda McMasters ... birthday is May 11 ... majoring in pre-med ... career objective is to be a pediatrician ... father played at Tennessee Temple under Ron Bishop.

LU Players Who Have Worn #41

McMasters, Carter: 09

Webber, Cliff: 84-85

Kelly, Kent: 81-82-83

Sanders, Craig: 80

Albert, Gene: 73

Carter McMasters Statistically

| Year | GP | GS | Min | Avg | Total | | | 3-Point | | | Rebounds | | | Avg | PF | FO | Ast | TO | Blk | Stl | Pts | Avg | | | |
|--------------|----------|----------|-----------|------------|----------|-----------|-------------|----------|----------|-------------|----------|----------|-------------|----------|----------|----------|------------|----------|----------|----------|----------|----------|----------|----------|------------|
| | | | | | FG | FGA | Pct | FG | FGA | Pct | FT | FTA | Pct | | | | | | | | | | Off | Def | Tot |
| 2008-09 | 5 | 0 | 45 | 9.0 | 3 | 13 | .231 | 2 | 8 | .250 | 0 | 0 | .000 | 1 | 3 | 4 | 0.8 | 8 | 0 | 1 | 4 | 4 | 1 | 8 | 1.6 |
| TOTAL | 5 | 0 | 45 | 9.0 | 3 | 13 | .231 | 2 | 8 | .250 | 0 | 0 | .000 | 1 | 3 | 4 | 0.8 | 8 | 0 | 1 | 4 | 4 | 1 | 8 | 1.6 |



11
Kyle Ohman
 6-4, 200, Jr.
 Guard
 Emmanuel Baptist
 Mechanicsburg, Pa.

Ohman's Season Highs

| | | |
|------------------|-------------|---------------------------------|
| Points | 26 | vs. Virginia (11-25-08) |
| FG Made | 9 | vs. Virginia (11-25-08) |
| FG Attempts | 15 | vs. Radford (01-24-09) |
| | 15 | vs. George Mason (12-01-08) |
| FG Pct. | .750 (9-12) | vs. Virginia (11-25-08) |
| 3 PT FG Made | 6 | vs. Virginia (11-25-08) |
| 3 PT FG Attempts | 12 | vs. Radford (01-24-09) |
| | 12 | vs. George Mason (12-01-08) |
| 3-PT FG Pct. | .750 (6-8) | vs. Virginia (11-25-08) |
| FT Made | 2 | vs. Virginia (11-25-08) |
| FT Attempts | 2 | vs. Montreat (11-14-08) |
| | 2 | vs. Virginia (11-25-08) |
| FT Pct. | 1.000 (2-2) | vs. Gardner-Webb (12-06-08) |
| | 1.000 (2-2) | vs. two other teams |
| Rebounds | 13 | vs. Gardner-Webb (12-06-08) |
| Assists | 6 | vs. Coastal Carolina (01-12-09) |
| Steals | 2 | vs. Coastal Carolina (01-12-09) |
| | 2 | vs. five other teams |
| Blocks | 2 | vs. Presbyterian (01-05-09) |
| Turnovers | 6 | vs. Montreat (11-14-08) |

Ohman's Career Highs

| | | |
|------------------|-------------|---------------------------------|
| Points | 26 | vs. Virginia (11-25-08) |
| FG Made | 9 | vs. Virginia (11-25-08) |
| FG Attempts | 15 | vs. Radford (01-24-09) |
| | 15 | vs. George Mason (12-01-08) |
| FG Pct. | .777 (7-9) | vs. VMI (03-04-08) |
| 3 PT FG Made | 7 | vs. VMI (03-04-08) |
| 3 PT FG Attempts | 12 | vs. Radford (01-24-09) |
| | 12 | vs. George Mason (12-01-08) |
| 3-PT FG Pct. | .777 (7-9) | vs. VMI (03-04-08) |
| FT Made | 5 | vs. Radford (03-01-08) |
| | 5 | vs. Longwood (11-27-07) |
| FT Attempts | 6 | vs. Radford (03-01-08) |
| | 6 | vs. Longwood (11-27-07) |
| FT Pct. | 1.000 (4-4) | vs. UNC Asheville (01-12-08) |
| Rebounds | 13 | vs. Gardner-Webb (12-06-08) |
| Assists | 6 | vs. Coastal Carolina (01-12-09) |
| Steals | 3 | vs. VMI (02-26-08) |
| Blocks | 2 | vs. Presbyterian (01-05-09) |
| | 2 | vs. Portland (11-11-07) |

LIBERTY

2009 (Jr.): Former walk-on who earned a scholarship over the summer ... has started all 21 of Liberty's games this season ... tallied 14 points against Montreat (11/14) ... scored a career-high 26 points on 9-of-12 shooting at Virginia (11/25) ... tallied 13 points on 4-of-5 shooting while pulling down six caroms against Coker (11/28) ... poured in 16 points and grabbed four rebounds in overtime victory against George Mason (12/1) ... grabbed a career-high 13 caroms against Gardner-Webb (12/6) ... grabbed seven rebounds and dished a game-high six assists against Coastal Carolina (1/12) ... scored 16 points and grabbed seven rebounds at VMI (1/17) ... poured in 19 points on 7-of-12 shooting and pulled down seven rebounds in comeback win at High Point (1/20) ... hit a trey with 17 seconds left to put Liberty ahead for good against the Panthers ... scored 18 points and pulled down six caroms against Radford (1/24).

2008 (So.): Appeared in all 32 games, starting nine ... named to the Big South All-Academic team ... notched the fourth-best three-point shooting success rate (41.2) in Liberty history ... scored five points against San Diego State (11/9) ... scored five points at Fresno State (11/10) ... tallied nine points against Portland (11/13) ... collected 15 points on 5-of-9 shooting from three-point range against Coker (11/13) ... dished out a career-high five assists against Longwood (11/27) ... scored 13 points, pulled down a career-best six rebounds and matched a career high with five assists against Presbyterian (12/4) ... scored 17 points in a win over Campbell (12/28) ... poured in 14 points and matched a career high with six rebounds at Charleston Southern (2/18) ... tallied a career-high 21 points on 7-of-9 shooting against VMI in the quarterfinals of the Big South Championship (3/4) ... his seven three-point buckets against VMI tied a Vines Center record held by Larry Blair ... averaged 5.5 points and 3.5 rebounds per game during the Flames' September Tour of Canada ... started both games ... shot 63 percent from the field on 5-of-8 shooting ... scored seven points and grabbed three rebounds in victory over Brock (9/1) ... scored four points and grabbed four caroms in victory over Guelph (9/2).

2007 (Fr.): Appeared in 10 of the Flames' 31 games ... scored four points against Cincinnati Christian (11/21) ... netted four points against Southern Virginia (11/27).
 Prep: Graduated from Emmanuel Baptist Christian ... all-time career scorer in school history with 1,600 points ... averaged 27.0 points, nine rebounds, six assists and four steals as a senior ... averaged 29.0 points and seven rebounds, while hitting 40.0 of his three-point field goal attempts as a junior ... averaged 20.0 points per game through seven games as a sophomore, before breaking his wrist ... played soccer while at Emmanuel Baptist Christian.

Personal: Son of Robert and Debra Ohman ... birthday is Dec. 22 ... majoring in sport management.

LU Players Who Have Worn #11

Ohman, Kyle: 08-09
Hubbard, Damien: 06-07
Turner, Glyn: 02-03-04-05
Watkins, Maurice: 2000-01
Cabrera, Frankie: 99
Hess, Karl: 80
Woodby, Mark: 73-74

Kyle Ohman Statistically

| Year | GP | GS | Min | Avg | FG | Total FGA | 3-Point | | | FT | FTA | Pct | Rebounds | | | PF | FO | Ast | TO | Blk | Stl | Pts | Avg | | |
|--------------|-----------|-----------|-------------|-------------|------------|------------|-------------|------------|------------|-------------|-----------|-----------|-------------|-----------|------------|------------|------------|------------|----------|------------|-----------|-----------|-----------|------------|------------|
| | | | | | | | Pct | FG | FGA | | | | Off | Def | Tot | | | | | | | | | | |
| 2006-07 | 10 | 0 | 45 | 4.5 | 2 | 10 | .200 | 2 | 9 | .222 | 2 | 4 | .500 | 2 | 3 | 5 | 0.5 | 6 | 0 | 6 | 6 | 1 | 2 | 8 | 0.8 |
| 2007-08 | 32 | 9 | 816 | 25.5 | 80 | 194 | .412 | 63 | 153 | .412 | 24 | 29 | .828 | 20 | 61 | 81 | 2.5 | 87 | 6 | 47 | 50 | 11 | 27 | 247 | 7.7 |
| 2008-09 | 21 | 21 | 701 | 33.4 | 82 | 205 | .400 | 53 | 145 | .366 | 30 | 36 | .833 | 16 | 98 | 114 | 5.4 | 49 | 1 | 55 | 40 | 5 | 23 | 247 | 11.8 |
| TOTAL | 63 | 30 | 1562 | 24.8 | 164 | 409 | .401 | 118 | 307 | .384 | 56 | 69 | .812 | 38 | 162 | 200 | 3.2 | 142 | 7 | 108 | 96 | 17 | 52 | 502 | 8.0 |



25

Jesse Sanders

6-3, 200, Fr.

Guard

Homeschooled (HYCA)

Sugar Land, Texas

Sanders' Season Highs

| | | |
|------------------|-------------|---------------------------------|
| Points | 15 | vs. Coker (11-28-08) |
| FG Made | 7 | vs. Coker (11-28-08) |
| FG Attempts | 8 | vs. Coker (11-28-08) |
| FG Pct. | .875 (7-8) | vs. Coker (11-28-08) |
| 3 PT FG Made | 1 | vs. Radford (01-24-09) |
| | 1 | vs. four other teams |
| 3 PT FG Attempts | 2 | vs. Radford (01-24-09) |
| | 2 | vs. three other teams |
| 3-PT FG Pct. | 1.000 (1-1) | vs. Coker (11-28-08) |
| FT Made | 5 | vs. Coker (11-28-08) |
| FT Attempts | 7 | vs. Coastal Carolina (01-12-09) |
| FT Pct. | 1.000 (5-5) | vs. Coker (11-28-08) |
| Rebounds | 9 | vs. VMI (01-17-09) |
| | 9 | vs. DePaul (12-17-08) |
| Assists | 8 | vs. VMI (01-17-09) |
| | 8 | vs. Virginia (11-25-08) |
| Steals | 4 | vs. Gardner-Webb (12-06-08) |
| | 4 | vs. William & Mary (11-29-08) |
| Blocks | 2 | Cincinnati Christian (12-28-08) |
| Turnovers | 5 | vs. VMI (01-17-09) |

LIBERTY

2009 (Fr.): Has started all 21 of Liberty's games ... pulled down six offensive rebounds as the Flames' point guard in his collegiate debut against Montreat (11/14) ... dished out a game-high eight assists against no turnovers at Virginia (11/25) ... earned all-tournament team honors, helping Liberty capture the championship of the Liberty Thanksgiving Classic ... tallied career-high 15 points on 7-of-8 shooting against Coker (11/28) ... pulled down eight rebounds, five of the offensive variety, helping Liberty defeat William & Mary in double-overtime (11/29) ... chipped in 11 points in the victory over the Tribe named Big South Conference New Balance Freshman of the Week on Dec. 1 for games played Nov. 24-30 ... scored seven points, pulled down five rebounds and dished out six assists in overtime win against George Mason (12/1) ... tallied 10 points on 3-of-4 shooting and dished out six assists at Clemson (12/7) ... scored 10 points and grabbed five rebounds at Saint Louis (12/19) ... tallied 10 points, grabbed eight rebounds and blocked two shots against Cincinnati Christian (12/28) ... scored 12 points, pulled down nine rebounds and dished out eight assists at VMI (1/17).

Prep: 2008 homeschooled graduate... two-time Home School National Player of the Year (2007 & 2008) ... led his home school team, the HCYA Warriors, to a 41-3 record against some of the top 5A and prep schools in the Houston area as a senior ... averaged 15.2 points, 11.4 assists, 9.7 rebounds and 3.3 steals per game during senior campaign ... helped the Warriors win six of the seven tournament they participated in during the 2007-08 season ... averaged 16.7 points, 10.2 assists, 8.7 rebounds and 2.9 steals as a junior ... named to the Home School National All-American team as a sophomore ... came from the same home school program that sophomore Rachel McLeod of the Liberty women's basketball program played for.

Personal: Son of Tom and Nancy Sanders ... birthday is June 5 ... undecided about his major at Liberty ... older brother Thomas Sanders earned AP Honorable Mention All-American, Mid-Major All-American and Atlantic Sun Player of the Year honors at Gardner-Webb in 2008 ... older brother Ethan Sanders played at Moody Bible in Chicago, Ill.

LU Players Who Have Worn #25
Sanders, Jesse: 09
 Ohman, Kyle: 07
 Manley, Mark: 2000-02
 Hopkins, Adam: 97-98-99
 Robinson, Cordell: 92-93
 Curbison, Danny: 92*
 Burton, B.J.: 90-91
 Cunningham, Eric: 89
 Hamersley, Brad: 84-85-87-88
 Boyer, Bill: 83
 Baker, Mickey: 80-81-82
 Kanagy, Gene: 73
 *Shared the number that season

Jesse Sanders Statistically

| Year | GP | GS | Min | Avg | FG | FGA | Pct | 3-Point | | | FT | FTA | Pct | Rebounds | | | PF | FO | Ast | TO | Blk | Stl | Pts | Avg | |
|--------------|-----------|-----------|------------|-------------|-----------|------------|-------------|----------|-----------|-------------|-----------|-----------|-------------|-----------|-----------|-----------|------------|-----------|----------|-----------|-----------|----------|-----------|------------|------------|
| | | | | | | | | FG | FGA | Pct | | | | Off | Def | Tot | | | | | | | | | |
| 2008-09 | 21 | 21 | 658 | 31.3 | 49 | 101 | .485 | 5 | 25 | .200 | 39 | 50 | .780 | 43 | 56 | 99 | 4.7 | 54 | 2 | 80 | 38 | 2 | 29 | 142 | 6.8 |
| TOTAL | 21 | 21 | 658 | 31.3 | 49 | 101 | .485 | 5 | 25 | .200 | 39 | 50 | .780 | 43 | 56 | 99 | 4.7 | 54 | 2 | 80 | 38 | 2 | 29 | 142 | 6.8 |



5
Anthony Smith
 6-5, 220, Sr.
 Guard
 Plano East
 Plano, Texas

Smith's Season Highs

| | | |
|------------------|--------------|-------------------------------------|
| Points | 27 | vs. Gardner-Webb (12-06-08) |
| FG Made | 11 | vs. Gardner-Webb (12-06-08) |
| FG Attempts | 20 | vs. George Mason (12-01-08) |
| FG Pct. | .667 (10-15) | vs. Montreat (11-14-08) |
| 3 PT FG Made | 5 | vs. High Point (01-20-09) |
| 3 PT FG Attempts | 5 | vs. Presbyterian (01-05-09) |
| 3-PT FG Pct. | .625 (5-8) | vs. DePaul (12-17-08) |
| FT Made | 9 | vs. High Point (01-20-09) |
| FT Attempts | 13 | vs. High Point (01-20-09) |
| FT Pct. | 1.000 (6-6) | vs. William & Mary (11-29-08) |
| Rebounds | 17 | vs. Saint Louis (12-19-08) |
| Assists | 6 | vs. VMI (01-17-09) |
| Steals | 2 | vs. Virginia (11-25-08) |
| Blocks | 2 | vs. Saint Louis (12-19-08) |
| Turnovers | 6 | vs. three other teams |
| | | vs. Cincinnati Christian (12-28-08) |
| | | vs. VMI (01-17-09) |

Smith's Career Highs

| | | |
|------------------|-------------|-------------------------------------|
| Points | 30 | vs. VMI (03-04-08) |
| FG Made | 11 | vs. Gardner-Webb (12-06-08) |
| FG Attempts | 11 | vs. two other teams |
| FG Pct. | .889 (8-9) | vs. George Mason (12-01-08) |
| 3 PT FG Made | 7 | vs. St. Francis (Pa.) (12-04-06) |
| 3 PT FG Attempts | 10 | vs. Longwood (11-27-07) |
| 3-PT FG Pct. | .875 (7-8) | vs. VMI (03-04-08) |
| FT Made | 9 | vs. Longwood (11-27-07) |
| FT Attempts | 13 | vs. William & Mary (11-29-08) |
| FT Pct. | 1.000 (6-6) | vs. William & Mary (11-29-08) |
| Rebounds | 17 | vs. Saint Louis (12-19-08) |
| Assists | 10 | vs. Winthrop (02-20-06) |
| Steals | 4 | vs. VMI (01-17-09) |
| Blocks | 2 | vs. VMI (02-21-07) |
| Turnovers | 7 | vs. Lynchburg College (12-02-05) |
| | | vs. Cincinnati Christian (12-28-08) |
| | | vs. five other teams |
| | | vs. Winthrop (02-28-06) |

LIBERTY

2008-09 CollegInsider.com Mid-Major All-American
2008-09 Big South Preseason Player of the Year
2008-09 Big South Preseason All-Conference Selection
2008-09 Blue Ribbon Big South Preseason Player of the Year
2008-09 Blue Ribbon Big South Preseason All-Conference Selection

2009 (Sr.): Has started 20 of Liberty's 21 games this season ... tallied 25 points on 10-of-15 shooting in a season-opening win over Montreat (11/14) ... scored 21 points on 8-of-14 shooting, while grabbing four rebounds and dishing out six assists at Virginia (11/25) ... earned all-tournament honors, helping Liberty win the Liberty Thanksgiving Classic championship ... scored 22 points and grabbed 10 rebounds in double-overtime victory over William & Mary (11/29) for his sixth career double-double ... tallied 16 points and pulled down a team-high nine rebounds in overtime win against George Mason (12/1) ... poured 27 points and pulled down seven rebounds against Gardner-Webb (12/6) ... tallied 21 points on 7-of-15 shooting at Saint Louis (12/19) ... pulled down 12 rebounds, while tallying a game-high 27 points at Presbyterian (1/5) ... his trey with 10 seconds left in regulation forced overtime with the Blue Hose ... scored 21 points and pulled down a career-high 17 rebounds at VMI (1/17) ... scored 24 points on 7-of-11 shooting and grabbed three of his four steals in the final 23 seconds, prompting Liberty's comeback win at High Point (1/20) ... scored 18 points and pulled down 12 rebounds versus Radford (1/24) ... named Big South Choice Hotel Player of the Week on Jan. 26 for games played Jan. 19-25.

Notes: "Candidate to Consider" for the Wooden Award ... only player in the nation during the 2008 season to attempt at least 200 three-point field goals and succeed on at least 50 percent of his field goal attempts (51.5) and 40 percent of his three-point field goal attempts (41.0) ... one of five players in the nation to accomplish the same feat while attempting at least 100 three-point field goals ... the other players were Mario Chalmers (Kansas), Lee Cummond (BYU), Malik Hairston (Oregon) and James Harden (Arizona State).

2008 (Jr.): Started 31 of 32 games ... ranked in five Big South individual categories, including No. 6 in scoring average (16.0), No. 5 in field goal percentage (51.5), No. 4 in three-point shooting (41.3), No. 5 in three-point field goals made (2.6) and No. 9 in defensive rebounds (3.9) ... broke Liberty records for three-point field goals (84) and three-point field goal attempts (205), while setting the fifth-best season success rate from beyond the arc (41.0) ... became the 20th player in program history to reach the 1,000-point plateau ... scored 17 points at Fresno State (11/10) ... collected first double-double of the season with 16 points and a career-high 11 rebounds against Coker (11/13) ... scored 10 points at Kentucky (11/21) ... scored 23 points against Longwood (11/27) ... connected on seven three-point field goals against the Lancers, tying a Vines Center record ... scored 14 points, including the game winner against Niagara (12/1) ... netted a then career-high 24 points on 9-of-13 shooting at George Mason (12/30) ... scored 21 points on 7-of-11 shooting in home win over Nyack (1/5) ... tallied 22 markers on 10-of-16 shooting at VMI (1/28) ... matched a then career high with 24 at Longwood (2/22) ... chipped in with 23 points against VMI (2/26) ... tallied 29 points on 11-of-19 shooting, while playing all 40 minutes against Radford (3/1) ... notched a career-high 30 points three days later against VMI in the quarterfinals of the Big South Championship on 11-of-18 shooting, while pulling down 10 rebounds ... led the team with 21.0 points per game average during the Flames' September Tour of Canada ... averaged 6.5 rebounds and 3.5 assists per game ... shot 67 percent from the floor on 18-of-27 shooting ... made 46 percent of his three-point attempts on 5-of-11 shooting using the international three-point line ... scored a game-high 20 points on 9-of-13 shooting, while grabbing seven caroms and dishing out five assists in win over Brock (9/1) ... scored a game-high 22 points on 9-of-14 shooting and grabbed six rebounds in win over Guelph (9/2).

2007 (So.): Was the only player on the team to start all 31 games ... scored 23 points in 26 minutes against Cincinnati Christian (11/21) ... tallied 17 points against Southern Virginia (11/27) ... scored 19 points on 8-of-9 shooting against St. Francis (12/4) ... scored 15 points against Longwood (12/9) ... netted 15 points at Buffalo while going 3-of-6 from three-point range (12/18) ... scored 17 points on 7-of-11 shooting versus Seton Hall at the BYU Holiday Classic (12/29) ... notched a game-high 18 points on 8-of-12 shooting and had three steals at No. 3 Florida (1/2) ... collected his first career double-double with 17 points and 10 rebounds, while adding five assists against Radford (1/9) ... scored 17 points and dished out a career-high six assists against VMI (1/27) ... scored 11 points on 4-of-5 shooting and grabbed three rebounds against UNC Asheville (1/30) ...

Anthony Smith Statistically

| Year | GP | GS | Min | Avg | FG | Total FGA | Pct | 3-Point | | | FT | FTA | Pct | Rebounds | | | PF | FO | Ast | TO | Blk | Stl | Pts | Avg | |
|--------------|------------|------------|-------------|-------------|------------|-------------|-------------|------------|------------|-------------|------------|------------|-------------|------------|------------|------------|------------|------------|----------|------------|------------|-----------|------------|-------------|-------------|
| | | | | | | | | FG | FGA | Pct | | | | Off | Def | Tot | | | | | | | | | Avg |
| 2005-06 | 30 | 20 | 895 | 29.8 | 99 | 261 | .379 | 28 | 98 | .286 | 49 | 74 | .662 | 27 | 61 | 88 | 2.9 | 76 | 0 | 41 | 55 | 9 | 25 | 275 | 9.2 |
| 2006-07 | 31 | 31 | 915 | 29.5 | 128 | 261 | .490 | 33 | 84 | .393 | 63 | 98 | .643 | 25 | 77 | 102 | 3.3 | 86 | 2 | 73 | 47 | 8 | 26 | 352 | 11.4 |
| 2007-08 | 32 | 31 | 1097 | 34.3 | 189 | 367 | .515 | 84 | 205 | .410 | 50 | 81 | .617 | 37 | 124 | 161 | 5.0 | 70 | 0 | 36 | 49 | 6 | 32 | 512 | 16.0 |
| 2008-09 | 21 | 20 | 746 | 35.5 | 143 | 272 | .526 | 44 | 116 | .379 | 65 | 103 | .631 | 28 | 118 | 146 | 7.0 | 42 | 1 | 44 | 49 | 5 | 33 | 395 | 18.8 |
| TOTAL | 114 | 102 | 3653 | 32.0 | 559 | 1161 | .481 | 189 | 503 | .376 | 227 | 356 | .638 | 117 | 380 | 497 | 4.4 | 274 | 3 | 194 | 200 | 28 | 116 | 1534 | 13.5 |

LIBERTY

Anthony Smith continued:

notched his second career 20-point game by scoring 21 points on 5-of-10 shooting, including 4-of-7 from three-point range, at Winthrop (2/6) ... scored 15 points on 5-of-8 shooting against Charleston Southern, while pulling down four rebounds (2/10) ... scored 15 points and collected five rebounds at Niagara as part of the O'Reilly ESPNU BracketBuster (2/17) ... scored 14 points and dished out a career-high 10 assists at VMI (2/21) ... scored 10 points against VMI in the first round of the Big South Championship ... one of his dunks made ESPN's Top 10 Plays on SportsCenter, while another dunk was featured on ESPN's College Game Night Gym Gems (2/27).

2006 (Fr.): Named to the Big South All-Freshman team ... started 20 of the Flames' 30 games ... was second on the team with 9.2 points per game ... scored five points, while grabbing three rebounds in 22 minutes of action in his first collegiate game at Virginia (11/18) ... scored a season-high 18 points on 5-of-11 shooting and grabbed four rebounds against Lynchburg College (12/2) ... earned Big South Freshman of the Week honors on December 5th ... scored a season-high 16 points on 7-of-13 shooting, while snaring six rebounds in his first collegiate start at UPR-Mayaguez (12/21) ... scored 10 points, while dishing out three assists at McNeese State (12/29) ... earned Big South Freshman of the Week honors for the second time on January 2nd ... scored 11 points, while collecting four rebounds against High Point (1/3) ... scored 15 points on 6-of-10 shooting and dished out three assists, playing all 40 minutes against Birmingham-Southern (1/21) ... scored 12 points with three rebounds at UNC Asheville (1/25) ... netted 16 points on 7-of-11 shooting, while collecting three rebounds against Longwood (2/13) ... scored 12 points and played all 40 minutes, connecting on 2-of-3 from three-point range at Birmingham-Southern (2/15) ... scored 13 points, while hitting 7-of-11 free throws at Radford (2/18) ... scored 17 points and grabbed a season-high seven rebounds against Winthrop (2/20).

Prep: Graduated from Plano East Senior High School ... three-year letterwinner ... 8-5 A first-team all-district at a junior as he averaged 16.4 points per game and 3.3 rebounds per contest ... shot 52.0 percent from the field and 63.0 percent from three-point range as a junior ... 8-5 A Defensive Player of the Year as a senior, averaging 18.4 points per game and 4.6 rebounds per contest ... all-district first-team and all-region as a senior, while shooting 63.0 percent from the field and averaging 1.2 assists and 1.0 steals per contest ... finished his career as the third leading scorer in school history ... also was a regional finalist in the long jump.

Personal: Son of Anthony Smith, Sr. and Etta J. Mewborn-Gailliard ... birthday is Oct. 4 ... comes from an athletic family as his mother played basketball and his father played football at Langston University ... married to the former Delia Comer and the couple have a son, Tre' Anthony, who was born April, 30 2008 ... the couple welcomed their second child, a daughter, Jayden McKay, on Dec. 26 ... one of 10 student-athletes who served as an honorary pallbearer for the late Liberty University Founder and Chancellor, Dr. Jerry Falwell ... majoring in business.

LU Players Who Have Worn #5

Smith, Anthony: 06-07-08-09

Dickey, Seth: 05

Martin, Gabe: 03-04

Williams, Carl: 2000

Boykin, Jay: 95-96-97-98-99

Williams, Darryl: 94



33
Austin Smith
 6-9, 220, Fr.
 Forward
 Ironwood Ridge
 Tucson, Ariz.

Smith's Season Highs

| | | |
|------------------|------------|-------------------------------------|
| Points | 7 | vs. Coker (11-28-08) |
| FG Made | 2 | vs. Anderson (12-15-08) |
| | 2 | vs. Coker (11-28-08) |
| FG Attempts | 3 | vs. Cincinnati Christian (12-28-08) |
| | | vs. three other schools |
| FG Pct. | .667 (2-3) | vs. Anderson (12-15-08) |
| | .667 (2-3) | vs. Coker (11-28-08) |
| 3 PT FG Made | 0 | |
| 3 PT FG Attempts | 0 | |
| 3-PT FG Pct. | .000 (0-0) | |
| FT Made | 3 | vs. Coker (11-28-08) |
| FT Attempts | 4 | vs. Coker (11-28-08) |
| FT Pct. | .750 (3-4) | vs. Coker (11-28-08) |
| Rebounds | 2 | vs. Coker (11-28-08) |
| | 2 | vs. Montreat (11-14-08) |
| Assists | 1 | vs. Coker (11-28-08) |
| Steals | 2 | vs. Cincinnati Christian (12-28-08) |
| | 2 | vs. Virginia (11-25-08) |
| Blocks | 1 | vs. UNC Asheville (11-18-08) |
| | 1 | vs. Montreat (11-14-08) |
| Turnovers | 2 | vs. UNC Asheville (11-18-08) |

LIBERTY

2009 (Fr.): Has appeared in 15 of Liberty's 21 games ... scored first collegiate points against Montreat (11/14) ... tallied a career-high seven points on 2-of-3 shooting against Coker (11/28).

Prep: 2008 graduate of Ironwood Ridge ... led Ironwood Ridge to the 4A Arizona State Championship, earning MVP honors at the state championship game ... second team all-state, first team all-southern Arizona and runner-up player of the year in southern Arizona ... earned first team all-conference accolades as a senior ... set the Ironwood Ridge record for points scored in a season ... averaged 18.0 points, 7.0 rebounds, 3.0 assists, 2.0 blocks and 2.0 steals per game as a senior, earning team MVP honors.

Personal: Son of Chris and Carlana Smith ... birthday is March 13 ... undecided about his major at Liberty ... father played football at Arizona ... brother Caleb Smith was a indoor and outdoor track & field All-American at Pima Community College.

LU Players Who Have Worn #33

Smith, Austin: 09
 Porter, Rell: 05-06-07-08
 Richardson, Valentine: 03
 Watson, David: 02
 Day, Nathan: 99-2000-01
 Clark, Brian: 98
 Hopkins, Adam: 96
 Hunter, Darrius: 93-94
 Coleman, Mike: 89-90-91-92
 Nazigan, Paul: 87*
 Pearce, Jim: 87*-88
 Kennard, Dan: 85-86
 Pass, Marty: 84
 Danuser, Matt: 83
 Swift, Mark: 82
 McKinnis, Mark: 81
 Martin, Rod: 80
 Hintz, Grant: 73-74-75-76

*Shared the number that season

Austin Smith Statistically

| Year | GP | GS | Min | Avg | Total | | | 3-Point | | | Rebounds | | | PF | FO | Ast | TO | Blk | Stl | Pts | Avg | | | | |
|--------------|-----------|----------|-----------|------------|----------|-----------|-------------|----------|----------|-------------|----------|----------|-------------|----------|----------|----------|------------|-----------|----------|----------|----------|----------|----------|-----------|------------|
| | | | | | FG | FGA | Pct | FG | FGA | Pct | FT | FTA | Pct | | | | | | | | | Off | Def | Tot | |
| 2008-09 | 15 | 0 | 90 | 6.0 | 8 | 15 | .533 | 0 | 0 | .000 | 4 | 8 | .500 | 4 | 4 | 8 | 0.5 | 23 | 0 | 2 | 4 | 2 | 6 | 20 | 1.3 |
| TOTAL | 15 | 0 | 90 | 6.0 | 8 | 15 | .533 | 0 | 0 | .000 | 4 | 8 | .500 | 4 | 4 | 8 | 0.5 | 23 | 0 | 2 | 4 | 2 | 6 | 20 | 1.3 |



4

James Spencer

6-1, 190, So.

Guard

Hampton Roads Academy

Newport News, Va.

Spencer's Season Highs

| | | |
|------------------|-------------|---------------------------------|
| Points | 4 | vs. UNC Asheville (11-18-08) |
| FG Made | 1 | vs. George Mason (12-01-08) |
| | 1 | vs. three other teams |
| FG Attempts | 3 | vs. UNC Asheville (11-18-08) |
| FG Pct. | 1.000 (1-1) | vs. Montreat (11-14-08) |
| 3 PT FG Made | 1 | vs. vs.Anderson (12-15-08) |
| | 1 | vs. two other teams |
| 3 PT FG Attempts | 3 | vs. UNC Asheville (11-18-08) |
| 3-PT FG Pct. | 1.000 (1-1) | vs.Anderson (12-15-08) |
| | 1.000 (1-1) | vs. George Mason (12-01-08) |
| FT Made | 1 | vs. UNC Asheville (11-18-08) |
| FT Attempts | 2 | vs. UNC Asheville (11-18-08) |
| FT Pct. | .500 (1-1) | vs. UNC Asheville (11-18-08) |
| Rebounds | 4 | vs.Anderson (12-15-08) |
| Assists | 2 | vs. Coastal Carolina (01-12-09) |
| Steals | 1 | vs. Anderson (12-15-08) |
| Blocks | 0 | |
| Turnovers | 2 | vs. UNC Asheville (11-18-08) |
| | 2 | vs. Montreat (11-14-08) |

Spencer's Career Highs

| | | |
|------------------|-------------|---------------------------------|
| Points | 4 | vs. UNC Asheville (11-18-08) |
| FG Made | 1 | vs. George Mason (12-01-08) |
| | 1 | vs. three other teams |
| FG Attempts | 3 | vs. UNC Asheville (11-18-08) |
| FG Pct. | 1.000 (1-1) | vs. Montreat (11-14-08) |
| 3 PT FG Made | 1 | vs. vs.Anderson (12-15-08) |
| | 1 | vs. two other teams |
| 3 PT FG Attempts | 3 | vs. UNC Asheville (11-18-08) |
| 3-PT FG Pct. | 1.000 (1-1) | vs.Anderson (12-15-08) |
| | 1.000 (1-1) | vs. George Mason (12-01-08) |
| FT Made | 1 | vs. UNC Asheville (11-18-08) |
| FT Attempts | 2 | vs. UNC Asheville (11-18-08) |
| FT Pct. | .500 (1-1) | vs. UNC Asheville (11-18-08) |
| Rebounds | 4 | vs.Anderson (12-15-08) |
| Assists | 2 | vs. Coastal Carolina (01-12-09) |
| Steals | 1 | vs. Anderson (12-15-08) |
| Blocks | 0 | |
| Turnovers | 2 | vs. UNC Asheville (11-18-08) |
| | 2 | vs. Montreat (11-14-08) |

LIBERTY

2009 (So.): Walk-on who has appeared in 18 of Liberty's 21 games this season ... tallied a career-high four points at UNC Asheville (11/18) ... scored three points in overtime win against George Mason (12/1) ... tallied three points and grabbed a career-high four rebounds against Anderson (12/15).

2008 (Fr): Walk-on who appeared in 16 of Liberty's 32 games ... made collegiate debut against San Diego State at Fresno State's World Vision Classic (11/9) ... tallied first career points with a bucket against Nyack (1/5) ... also pulled down three rebounds ... played a season-high 10 minutes against Kentucky Christian (1/8), while grabbing three caroms.

Prep: 2007 graduate of Hampton Roads Academy ... averaged 10.0 points, 5.0 rebounds and 4.0 assists per game as a senior ... attended Grafton High School for freshman, sophomore and junior years.

Personal: Son of James, Jr. and Marcine Spencer ... birthday is Jan. 5 ... majoring in business ... father played college basketball at Chowan College.

LU Players Who Have Worn #4

Spencer, James: 08-09
 Bigby, Eric: 06
 Robinson, Rashad: 05
 Perrson, Mats: 04
 Okotie, Vincent: 02-03
 Turner, Glyn: 01
 Cowgill, C.J.: 99
 Jackson, Larry: 97-98
 Pothoven, Eric: 94-95-96

James Spencer Statistically

| Year | GP | GS | Min | Avg | Total | | | 3-Point | | | Rebounds | | | Avg | PF | FO | Ast | TO | Blk | Stl | Pts | Avg | | | |
|--------------|-----------|----------|------------|------------|----------|-----------|-------------|----------|----------|-------------|----------|----------|-------------|----------|-----------|-----------|------------|-----------|----------|----------|----------|----------|----------|-----------|------------|
| | | | | | FG | FGA | Pct | FG | FGA | Pct | FT | FTA | Pct | | | | | | | | | | Off | Def | Tot |
| 2007-08 | 16 | 0 | 32 | 2.0 | 1 | 3 | .333 | 0 | 1 | .000 | 0 | 0 | .000 | 1 | 5 | 6 | 0.4 | 7 | 0 | 2 | 2 | 0 | 2 | 0.1 | |
| 2008-09 | 17 | 0 | 132 | 7.8 | 4 | 7 | .571 | 3 | 6 | .500 | 2 | 6 | .333 | 2 | 14 | 16 | 0.9 | 17 | 0 | 6 | 3 | 0 | 3 | 13 | 0.8 |
| TOTAL | 33 | 0 | 164 | 5.0 | 5 | 10 | .500 | 3 | 7 | .429 | 2 | 6 | .333 | 3 | 19 | 22 | 0.7 | 24 | 0 | 8 | 5 | 0 | 3 | 15 | 0.5 |



1

Johnny Stephene

6-2, 200, R-Fr.

Guard

Boynton Beach

(Sound Doctrine)

Boynton Beach, Fla.

Stephene's Season Highs

| | | |
|------------------|-------------|---------------------------------|
| Points | 15 | vs. Saint Louis (12-19-08) |
| FG Made | 6 | vs. Anderson (12-15-08) |
| FG Attempts | 8 | vs. Anderson (12-15-08) |
| FG Pct. | 1.000 (4-4) | vs. USC Upstate (12-23-08) |
| 3 PT FG Made | 1 | vs. Anderson (12-15-08) |
| | 1 | vs. three other teams |
| 3 PT FG Attempts | 2 | vs. Anderson (12-15-08) |
| | 2 | vs. George Mason (12-01-08) |
| 3-PT FG Pct. | 1.000 (1-1) | vs. Gardner-Webb (12-06-08) |
| | 1.000 (1-1) | Virginia (11-25-08) |
| FT Made | 9 | vs. Saint Louis (12-19-08) |
| FT Attempts | 10 | vs. Saint Louis (12-19-08) |
| FT Pct. | .900 (9-10) | vs. Saint Louis (12-19-08) |
| Rebounds | 5 | vs. Coastal Carolina (01-12-09) |
| Assists | 4 | vs. USC Upstate (12-23-08) |
| | 4 | vs. Virginia (11-25-08) |
| Steals | 2 | vs. Presbyterian (01-05-09) |
| Blocks | 0 | |
| Turnovers | 5 | vs. Coastal Carolina (01-12-09) |

LIBERTY

2009 (R-Fr): Has appeared in all 21 of Liberty's games this season ... tallied two points in first collegiate action against Montreat (11/14) ... connected on his first three-point attempt of his college career at Virginia (11/25), finishing with three points and four assists ... scored five points and dished out three assists against Coker (11/28) ... scored five points on 2-of-3 shooting and dished out two assists against George Mason (12/1) ... scored a season-high eight points on 3-of-3 shooting against Gardner-Webb (12/6) ... tallied 14 points on 6-of-8 shooting against Anderson (12/15) ... scored a career-high 15 points, while going 9-of-10 from the charity stripe at Saint Louis (12/19) ... made first collegiate start against Cincinnati Christian (12/28), scoring six points on 3-of-4 shooting, while dishing out four assists.

2008 (Fr): Attended Liberty during the 2007-08 academic year as a non-qualifier ... made the Dean's List during the Spring 2008 semester.

Prep: Graduated from Boynton Beach High School ... as a senior averaged 15.0 points and 7.0 assists per game ... shot 45.0 percent from three point range ... scored 38 points and was named MVP of the Martin County High School All-Star game in 2006 ... spent 2007 playing prep ball at Sound Doctrine Christian Academy in LaGrange, Ga. where he averaged 16.8 points, 6.0 assists and 4.0 rebounds per game as his team posted a 19-15 record ... earned first team prep school honors and was named to the all-tournament team while at Sound Doctrine.

Personal: Son of Jean and Marie Stephene ... birthday is October 17 ... undecided about his major at Liberty.

LU Players Who Have Worn #1

Stephene, Johnny: 09
 Holland, Justin: 06-07-08
 Monceaux, Jeremy: 03-04-05
 Nicholas, J.R.: 01-02

Johnny Stephene Statistically

| Year | GP | GS | Min | Avg | Total | | | 3-Point | | | | Rebounds | | | | PF | FO | Ast | TO | Blk | Stl | Pts | Avg | | |
|--------------|-----------|----------|------------|-------------|-----------|-----------|-------------|----------|-----------|-------------|-----------|-----------|-------------|-----------|-----------|-----------|------------|-----------|----------|-----------|-----------|----------|----------|-----------|------------|
| | | | | | FG | FGA | Pct | FG | FGA | Pct | FT | FTA | Pct | Off | Def | | | | | | | | | Tot | Avg |
| 2008-09 | 21 | 1 | 379 | 18.0 | 32 | 60 | .533 | 5 | 16 | .313 | 27 | 41 | .659 | 14 | 22 | 36 | 1.7 | 26 | 0 | 40 | 36 | 0 | 8 | 96 | 4.6 |
| TOTAL | 21 | 1 | 379 | 18.0 | 32 | 60 | .533 | 5 | 16 | .313 | 27 | 41 | .659 | 14 | 22 | 36 | 1.7 | 26 | 0 | 40 | 36 | 0 | 8 | 96 | 4.6 |



34
Bill Weaver
 6-4, 200, Fr.
 Guard
 Bethel
 Hampton, Va.

Weaver's Season Highs

| | | |
|------------------|-------------|-------------------------------------|
| Points | 4 | vs. Coastal Carolina (01-12-09) |
| | 4 | vs. Anderson (12-15-08) |
| FG Made | 2 | vs. Coastal Carolina (01-12-09) |
| | 2 | vs. Anderson (12-15-08) |
| FG Attempts | 3 | vs. Anderson (12-15-08) |
| FG Pct. | 1.000 (2-2) | vs. Coastal Carolina (01-12-09) |
| 3 PT FG Made | 0 | |
| 3 PT FG Attempts | 0 | |
| 3-PT FG Pct. | .000 (0-0) | |
| FT Made | 3 | vs. Montreat (11-14-08) |
| FT Attempts | 4 | vs. Montreat (11-14-08) |
| FT Pct. | .750 (3-4) | vs. Montreat (11-14-08) |
| Rebounds | 3 | vs. Coker (11-28-08) |
| Assists | 2 | vs. Anderson (12-15-08) |
| Steals | 1 | vs. Cincinnati Christian (12-28-08) |
| | 1 | vs. three other schools |
| Blocks | 0 | |
| Turnovers | 2 | vs. Coastal Carolina (01-12-09) |

LIBERTY

2009 (Fr): Has appeared in all 21 of Liberty's games this season ... tallied three points in his first collegiate action against Montreat (11/14) ... scored two points and pulled down three rebounds against Coker (11/28) ... score two points and pulled down a crucial rebound in the second overtime, helping Liberty secure a victory against William & Mary (11/29) ... scored four points and pulled down two rebounds at Clemson (12/7) ... tallied four markers against Anderson (12/15) ... scored four points on 2-of-2 shooting, helping Liberty stays close in the first half against Coastal Carolina, a game the Flames ended up winning (1/12).

Prep: 2008 graduate of Bethel High School ... 2008 McDonald's All-American nominee ... led his Bethel High School squad to the Virginia AAA State Championship game, where his Bruins squad fell to T.C. Williams ... averaged 16.3 points and 8.1 rebounds per game during Bethel's 30-2 season ... tallied 20.2 points and 9.1 rebounds per game during Bethel's 2008 state tournament ... helped Bethel win 30-consecutive contests in 2008, as the Bruins went 30-2 ... earned all-district and all-region honors as a senior ... a VHSL All-Star ... MVP of the 2008 Bethel squad ... averaged 13.0 points and 7.0 rebounds per game as a junior, earning team MVP and all-district honors.

Personal: Son of William and Cassandra Weaver ... birthday is March 15 ... majoring in computer engineering ... career objective is to play basketball overseas or work in government ... uncle Walter Evans played basketball at Tennessee.

LU Players Who Have Worn #34

Weaver, Bill: 09
 Salscheider, Keith: 99
 Graham, Walter: 97
 Batt, Mike: 79
 Weidenaar, John : 78

Bill Weaver Statistically

| Year | GP | GS | Min | Avg | Total | | 3-Point | | | Rebounds | | | PF | FO | Ast | TO | Blk | Stl | Pts | Avg | | | | | |
|--------------|-----------|----------|------------|------------|-----------|-----------|-------------|----------|----------|-------------|----------|-----------|-------------|-----------|-----------|-----------|------------|-----------|----------|----------|-----------|----------|----------|-----------|------------|
| | | | | | FG | FGA | Pct | FG | FGA | Pct | FT | FTA | | | | | | | | | Pct | Off | Def | Tot | |
| 2008-09 | 21 | 0 | 166 | 7.9 | 11 | 23 | .478 | 0 | 0 | .000 | 5 | 13 | .385 | 11 | 11 | 22 | 1.0 | 13 | 0 | 6 | 10 | 0 | 7 | 27 | 1.3 |
| TOTAL | 21 | 0 | 166 | 7.9 | 11 | 23 | .478 | 0 | 0 | .000 | 5 | 13 | .385 | 11 | 11 | 22 | 1.0 | 13 | 0 | 6 | 10 | 0 | 7 | 27 | 1.3 |

**Game 1
Lynchburg, Va.**

Seth Curry had a banner night, scoring 23 points and tying a Vines Center record with seven thefts as the Liberty Flames (1-0) defeated the Montreat Cavaliers (1-2), 97-77, in front of 5,198 raucous fans. The win marks the first season-opening win for the Flames since they topped Tusculum, 84-58, on Nov. 17, 2000, inside the Vines Center. Curry's seven steals tied a Vines Center record that was originally set by Delawn Grandison on Jan. 7, 1999 against Tusculum and was last achieved by Maurice Watkins on Jan. 15, 2001 against Charleston Southern. Curry becomes one of seven players to record seven steals inside Liberty's home edifice. The Flames sprinted out to a 15-3 lead when Brolin Floyd nailed a three-point bucket from the corner at 13:28. Making his first collegiate appearance, Curry scored Liberty's first five points and seven of the Flames' first 12 during the run. Montreat managed one field goal by Timmy Harper at the 17:53 mark, before being held without a field goal until the 10:18 mark, when Seth Moore tallied a bucket in the paint. By that time, Liberty had extended its advantage to 21-6. The Cavaliers were able to cut the deficit to 10 points, 34-24, via an 18-13 advantage, capped by a Vincent Dombrowski three-point bucket at 3:45. Liberty quickly extended the lead back to 15 points, 39-24, courtesy of five straight points by Floyd. A trey from the corner at 2:34 capped the mini surge. Liberty closed out the half on a 9-5 run, capped by an Anthony Smith bucket as the half expired. The Flames went into the break with a 48-29 lead. The Flames were led in the opening stanza with 14 points by Curry, followed by 10 points by Floyd. Liberty connected on 42.9 percent (18-of-42) from the floor and 33.3 percent (5-of-15) from beyond the arc. Montreat shot 33.3 percent (10-of-30) from the floor and 16.7 percent (2-of-12) from beyond the arc in the first period. The Cavaliers came out of the break on an 11-5 spurt, capped by a MJ Njoku bucket at the 16:25 mark, cutting the score to 55-40. Liberty then reeled off seven straight points, taking a 20-point advantage, 60-40, after two free throws by Kyle Ohman at 15:36. The difference between the teams did not change much the rest of the contest, as Liberty finished with the 20-point win, 97-77. The Flames finished the night connecting on 47.8 percent (33-of-69) from the floor and 46.2 percent (12-of-26) from three-point range. Montreat tallied a 40.6 percent (28-of-69) success rate from the field and 25 percent (7-of-28) from beyond the arc. Smith led the Flames with 25 points on 10-of-15 shooting, while moving into 15th place on Liberty's all-time scoring list, passing Eric Gordon (1,154). Smith pulled down a team-high nine rebounds in the victory. Floyd added 15 points and Ohman chipped in 14 points, as every player who appeared for the Flames tallied at least two points.

**Game 2
Asheville, N.C.**

The Liberty Flames (1-1, 0-1 BSC) dropped their Big South Conference opener for the third straight year at UNC Asheville (3-0, 1-0), as the Bulldogs recorded an 84-56 victory, inside the Justice Center. The Bulldogs opened up the contest quickly, staking themselves to a 7-0 advantage, courtesy of a Reid Augst bucket at 16:50. The Flames finally got on the board at the 16:10 mark on a Seth Curry jumper from the wing. Over the next eight minutes, UNC Asheville extended its lead to 24-10, via a 17-8 spurt, including nine straight Bulldog points. Quinard Jackson finished off the run with a bucket at 8:35. Liberty trailed by as many as 21 points during the first half, 46-25, when John Williams banked a shot in with 41 seconds remaining in the stanza. Curry finished off the half with five straight points, versus the Bulldogs two points, sending the Flames into the break trailing 19 points, 49-30. The Bulldogs didn't slow down entering the second half, extending their lead to 27 points, 64-37, via a 15-7 jaunt, capped by two free throws from J.P. Primm at the 12:17 mark. The two teams played nearly even basketball over the final 12 minutes of the game, as UNC Asheville outgained Liberty by a point, 20-19, during the remainder of the game to seal the victory. Liberty struggled from the field on the afternoon, connecting on 31.7 percent (19-of-60) from the floor. The Flames shooting percentage from beyond the arc was not much better, as Liberty only hit 21.4 percent (6-of-28) from three-point range, including being shutout from long range in the second half. UNC Asheville looked sharp in the opening Big South game of the year, hitting 49.2 percent (29-of-59) from the floor and 52.9 percent (9-of-17) from beyond the arc. Curry led Liberty with 18 points and pulled down six rebounds. Anthony Smith chipped in 13 points and four rebounds in the losing cause.

LIBERTY

Game 1
November 14, 2008

Montreat
Liberty

77
97

VISITORS: Montreat 1-2

| Player | TOT-FG | | | 3-PT | | REBOUNDS | | | | | PF | TP | A | TO | BLK | S | MIN |
|--------------------|-----------|-----------|----------|-----------|-----------|-----------|-----------|-----------|-----------|-----------|-----------|-----------|-----------|----------|----------|------------|-----|
| | FG | FGA | FG% | FGA | FT | FTA | OF | DE | TOT | | | | | | | | |
| RUSHING, Matt f | 3 | 4 | 2 | 3 | 1 | 2 | 1 | 5 | 6 | 5 | 9 | 1 | 2 | 0 | 1 | 24 | |
| MOORE, Seth c | 5 | 10 | 0 | 1 | 0 | 0 | 2 | 7 | 9 | 1 | 10 | 1 | 1 | 1 | 0 | 30 | |
| HARPER, Timmy g | 3 | 6 | 0 | 1 | 0 | 3 | 1 | 1 | 2 | 4 | 6 | 8 | 5 | 1 | 2 | 31 | |
| NJOKU, MJ g | 6 | 14 | 1 | 3 | 11 | 13 | 4 | 7 | 11 | 4 | 24 | 3 | 3 | 1 | 1 | 32 | |
| JOHNSON, Matt g | 1 | 8 | 1 | 7 | 3 | 4 | 0 | 0 | 0 | 0 | 6 | 1 | 0 | 0 | 0 | 14 | |
| HARDIN, Rhett | 0 | 1 | 0 | 1 | 0 | 0 | 1 | 0 | 1 | 1 | 0 | 0 | 0 | 0 | 0 | 10 | |
| MOSLEY, Terrell | 5 | 16 | 1 | 6 | 0 | 0 | 1 | 3 | 4 | 2 | 11 | 1 | 5 | 0 | 1 | 28 | |
| DOMBROWSKI, V. | 2 | 7 | 2 | 6 | 0 | 1 | 0 | 1 | 1 | 0 | 6 | 0 | 2 | 0 | 0 | 19 | |
| HARRIS, Dustin | 0 | 0 | 0 | 0 | 0 | 0 | 0 | 0 | 0 | 0 | 0 | 0 | 0 | 0 | 0 | 2 | |
| WILLIAMS, Shane | 2 | 2 | 0 | 0 | 1 | 2 | 4 | 1 | 5 | 4 | 5 | 0 | 1 | 0 | 1 | 10 | |
| TEAM | | | | | | 4 | | 4 | | | | | | | | | |
| Totals..... | 27 | 68 | 7 | 28 | 16 | 25 | 18 | 25 | 43 | 21 | 77 | 15 | 19 | 3 | 6 | 200 | |

HOME TEAM: Liberty 1-0

| Player | TOT-FG | | | 3-PT | | REBOUNDS | | | | | PF | TP | A | TO | BLK | S | MIN |
|--------------------|-----------|-----------|-----------|-----------|-----------|-----------|-----------|-----------|-----------|-----------|-----------|-----------|-----------|----------|-----------|------------|-----|
| | FG | FGA | FG% | FGA | FT | FTA | OF | DE | TOT | | | | | | | | |
| OHMAN, Kyle f | 4 | 10 | 4 | 7 | 2 | 2 | 0 | 7 | 7 | 0 | 14 | 3 | 6 | 1 | 1 | 27 | |
| SMITH, Anthony g | 10 | 15 | 2 | 6 | 3 | 5 | 1 | 8 | 9 | 3 | 25 | 2 | 2 | 0 | 2 | 28 | |
| FLOYD, Brolin g | 4 | 6 | 3 | 4 | 4 | 5 | 0 | 4 | 4 | 2 | 15 | 1 | 2 | 1 | 0 | 26 | |
| SANDERS, Jesse g | 3 | 6 | 0 | 0 | 3 | 3 | 6 | 0 | 6 | 3 | 9 | 3 | 1 | 0 | 1 | 20 | |
| CURRY, Seth g | 9 | 22 | 3 | 8 | 2 | 2 | 1 | 4 | 5 | 3 | 23 | 6 | 0 | 0 | 7 | 30 | |
| STEPHENE, Johnny | 1 | 3 | 0 | 0 | 0 | 0 | 1 | 1 | 2 | 1 | 2 | 2 | 2 | 0 | 0 | 20 | |
| SPENCER, James | 1 | 1 | 0 | 0 | 0 | 0 | 0 | 1 | 1 | 2 | 2 | 1 | 2 | 0 | 0 | 12 | |
| SMITH, Austin | 1 | 3 | 0 | 0 | 0 | 1 | 2 | 0 | 2 | 4 | 2 | 0 | 0 | 1 | 0 | 12 | |
| WEAVER, Bill | 0 | 0 | 0 | 0 | 3 | 4 | 1 | 0 | 1 | 2 | 3 | 0 | 0 | 0 | 1 | 10 | |
| McMASTERS, Carter | 1 | 4 | 0 | 1 | 0 | 0 | 1 | 3 | 4 | 2 | 2 | 1 | 1 | 2 | 1 | 15 | |
| TEAM | | | | | | 1 | | 1 | | | | | | | | | |
| Totals..... | 34 | 70 | 12 | 26 | 17 | 22 | 14 | 28 | 42 | 22 | 97 | 19 | 16 | 5 | 13 | 200 | |

Halftime: Liberty 48, Montreat 29; Technical Fouls: none; Officials: Damon Williams (R), Tim Haddix, Albert Battista; Attendance: 5,198.

Game 2
November 18, 2008

Liberty
UNC Asheville

56
97

VISITORS: Liberty 1-1, 0-1 BSC

| Player | TOT-FG | | | 3-PT | | REBOUNDS | | | | | PF | TP | A | TO | BLK | S | MIN |
|--------------------|-----------|-----------|----------|-----------|-----------|-----------|----------|-----------|-----------|-----------|-----------|----------|-----------|----------|----------|------------|-----|
| | FG | FGA | FG% | FGA | FT | FTA | OF | DE | TOT | | | | | | | | |
| SMITH, Anthony g | 3 | 13 | 1 | 6 | 6 | 12 | 2 | 2 | 4 | 3 | 13 | 1 | 2 | 0 | 2 | 34 | |
| OHMAN, Kyle g | 3 | 8 | 0 | 2 | 0 | 0 | 0 | 6 | 6 | 2 | 6 | 1 | 1 | 0 | 0 | 25 | |
| FLOYD, Brolin g | 2 | 6 | 1 | 5 | 0 | 0 | 2 | 4 | 6 | 1 | 5 | 2 | 1 | 0 | 2 | 26 | |
| SANDERS, Jesse g | 0 | 3 | 0 | 1 | 0 | 0 | 2 | 3 | 5 | 4 | 0 | 2 | 1 | 0 | 1 | 30 | |
| CURRY, Seth g | 6 | 17 | 1 | 5 | 5 | 7 | 2 | 4 | 6 | 1 | 18 | 0 | 1 | 0 | 0 | 32 | |
| STEPHENE, Johnny | 1 | 2 | 0 | 0 | 0 | 0 | 0 | 0 | 0 | 1 | 2 | 1 | 1 | 0 | 1 | 13 | |
| SPENCER, James | 1 | 3 | 1 | 3 | 1 | 2 | 0 | 1 | 1 | 1 | 4 | 1 | 0 | 0 | 0 | 6 | |
| SMITH, Austin | 0 | 0 | 0 | 0 | 0 | 0 | 0 | 1 | 1 | 3 | 0 | 0 | 2 | 1 | 0 | 7 | |
| WEAVER, Bill | 1 | 2 | 0 | 0 | 0 | 1 | 0 | 0 | 0 | 2 | 2 | 0 | 1 | 0 | 0 | 8 | |
| McMASTERS, Carter | 2 | 6 | 2 | 6 | 0 | 0 | 0 | 0 | 0 | 2 | 6 | 0 | 1 | 1 | 0 | 19 | |
| TEAM | | | | | | 2 | | 2 | | | | | | | | | |
| Totals..... | 19 | 60 | 6 | 28 | 12 | 22 | 8 | 23 | 31 | 20 | 56 | 8 | 11 | 2 | 6 | 200 | |

HOME TEAM: UNC Asheville 3-0, 1-0 BSC

| Player | TOT-FG | | | 3-PT | | REBOUNDS | | | | | PF | TP | A | TO | BLK | S | MIN |
|--------------------|-----------|-----------|----------|-----------|-----------|-----------|-----------|-----------|-----------|-----------|-----------|-----------|-----------|----------|----------|------------|-----|
| | FG | FGA | FG% | FGA | FT | FTA | OF | DE | TOT | | | | | | | | |
| WILLIAMS, John f | 5 | 10 | 0 | 0 | 0 | 0 | 3 | 5 | 8 | 2 | 10 | 2 | 1 | 2 | 1 | 26 | |
| RIDENHOUR, J. f | 3 | 6 | 1 | 1 | 0 | 0 | 1 | 3 | 4 | 3 | 7 | 2 | 3 | 0 | 0 | 19 | |
| PRIMM, J.P. g | 6 | 11 | 1 | 4 | 8 | 8 | 1 | 6 | 7 | 0 | 21 | 7 | 2 | 0 | 1 | 30 | |
| SMITH, Sean g | 5 | 7 | 5 | 6 | 2 | 2 | 1 | 5 | 6 | 2 | 17 | 0 | 4 | 1 | 0 | 27 | |
| AUGST, Reid g | 5 | 7 | 1 | 3 | 2 | 2 | 0 | 0 | 0 | 2 | 13 | 1 | 0 | 0 | 2 | 17 | |
| DICKEY, Matt | 2 | 2 | 1 | 1 | 0 | 0 | 0 | 3 | 3 | 2 | 5 | 1 | 0 | 0 | 0 | 7 | |
| GILL, Rashad | 0 | 0 | 0 | 0 | 0 | 0 | 0 | 0 | 0 | 0 | 0 | 0 | 2 | 0 | 0 | 3 | |
| STEPHENSON, Chris | 0 | 3 | 0 | 0 | 0 | 0 | 0 | 3 | 3 | 2 | 0 | 2 | 1 | 0 | 0 | 12 | |
| JONES, Donovan | 0 | 3 | 0 | 1 | 1 | 4 | 1 | 4 | 5 | 1 | 3 | 1 | 0 | 0 | 0 | 23 | |
| JACKSON, Quinard | 3 | 8 | 0 | 1 | 4 | 4 | 2 | 3 | 5 | 2 | 10 | 1 | 0 | 1 | 1 | 23 | |
| STUBBS, Eric | 0 | 2 | 0 | 0 | 0 | 1 | 1 | 2 | 3 | 4 | 0 | 1 | 0 | 0 | 1 | 10 | |
| HOBBS, Sean | 0 | 0 | 0 | 0 | 0 | 0 | 0 | 0 | 0 | 1 | 0 | 0 | 1 | 0 | 0 | 3 | |
| TEAM | | | | | | 1 | | 4 | 5 | | | | | | | | |
| Totals..... | 29 | 59 | 9 | 17 | 17 | 21 | 11 | 38 | 49 | 21 | 84 | 20 | 15 | 4 | 6 | 200 | |

Halftime: UNC Asheville 49, Liberty 30; Technical Fouls: none; Officials: Mark Schnur (R), Dan Stryffeler, James Williams; Attendance: 958.

Game 3
Charlottesville, Va.

Seth Curry and Kyle Ohman each tallied a career-high 26 points, helping the Liberty Flames (2-1, 0-1 BSC) defeat the Virginia Cavaliers (3-1, 0-0 ACC), 86-82, inside John Paul Jones Arena. The Flames jumped out to an early 10-2 lead, courtesy of eight straight Ohman points, including two three-point buckets. Curry capped the run with a jumper from the left elbow at 15:35. Virginia cut the deficit to four points, 13-9, via a 7-3 spurt, capped by Jerome Meyinsse's rebound and put back at 12:10. Liberty extended its lead back up to eight points, 17-9, when Curry hit a lay-up at 10:34. Curry scored four straight points, with his second field goal of the spurt coming at 4:21, but that was all the offense Liberty could muster during a 17-4 Virginia run. The Cavaliers capped the run on a Sylvan Landesburg bucket at 3:20, charging to the 26-22 advantage. Liberty made a final push to close out the half with an advantage, retaking the lead, 35-32, via a 13-6 run. During Liberty's run Ohman hit his fifth and sixth three-point buckets of the opening stanza, while Anthony Smith tallied two lay-ups. The Flames were able to enter the intermission with the three-point lead, courtesy of Curry's contested trey as time expired. The second half started out neck-and-neck, with Virginia taking a brief one-point lead, 41-40, after a Landesburg free throw at 17:16. Liberty retook the lead, 43-41, when Smith tallied a trey from the wing at 16:15. A Calvin Baker trey at 15:55 gave the Cavaliers another one point lead, 44-43. The Flames then scored five-straight points to take a four-point advantage, 48-44. Curry connected on a trey from the wing and Smith tallied a bucket in the paint at 15:01. Two Smith free throws and Curry's fourth trey of the game at 12:33 gave the Flames another four-point lead, 53-49, coming after Sammy Zeglinski tallied four-straight markers for the Cavaliers. Back-to-back three-point buckets by Zeglinski gave the Cavaliers the 59-57 advantage at 10:05. Liberty then went on an 8-0 run to grab a six-point lead, 65-59. Johnny Stephene hit a three-point bucket from the corner at 7:55 to cap the run. The Cavaliers and Flames battled back and forth, as Virginia managed to cut Liberty's lead down to one point on four separate occasions. However, the Flames remained steadfast, going 8-of-11 from the charity stripe in the closing two minutes of action to hold on for the victory. Ohman tallied a career-high 26 points on 9-of-12, including 6-of-8 from three-point land. Curry matched Ohman's career night with 26 points of his own on 9-of-17 shooting from the floor, including 4-of-8 from three-point land. Smith chipped in 21 point on 8-of-14 shooting, while dishing out six assists. Jesse Sanders led point, dishing out a career-high eight assists.

Game 4
Lynchburg, Va.

The Liberty Flames (3-1) used 22 points and eight rebounds from Seth Curry to cruise to an 88-66 win over the Coker Cobras (3-3) in the opening game of the Liberty Thanksgiving Classic, inside the Vines Center. Coker struck early, staking themselves to a quick 5-2 advantage via a trey by Lukas Varga at 19:25, followed by a Josh Poston jumper at 17:41. Kyle Ohman tied the game at five all on his three-point bucket at 17:23. Ohman's three-pointer sparked the Flames, as Liberty went on a 20-5 run, which was capped by a Jesse Sanders bucket on an Anthony Smith pass at the 11:04 mark. Sanders got things started and was perfect from the field, tallying nine of the 20 points during the run to give the Flames the 25-10 lead. The Cobras narrowed the deficit to 12 points, 30-18, via an 8-5 run which was finished off by a Stevie Evans bucket at 8:43. From that point Liberty took over, pushing its lead to 21 points, 48-27, by the half. During the run, six different Flames scored, including three-point buckets by Ohman and Curry. The trey by Curry came with 44 seconds left in the half, capping the 18-9 run. Liberty pushed its advantage up to 25 points, 60-35, scoring 12 of the first 20 points coming out of the intermission. Back-to-back three-point buckets by Curry and Ohman capped the run at 14:06. An 18-10 spurt by the Cobras brought the Liberty advantage down to 13 points, 70-57, capped by an Evans three-pointer from the corner at 7:49. But that would be as close as Coker would get, as Liberty quickly went on a 10-0 run, completed by a Curry trey at 5:39. Curry scored five of 10 points during run, extending the Liberty lead to 23 points, 80-57 at the 4:56 mark. Liberty maintained its advantage over the closing five minutes, closing out the game with the 22-point victory. Curry paced the Flames with 22 points on 9-of-16 shooting, including 4-of-9 from beyond the arc. Curry also contributed with a career and game-high eight rebounds. Smith added 16 points on 5-of-6 shooting, while Sanders added a career-high 15 rebounds and was 7-of-8 from the field. Ohman rounded out the top Liberty scorers with 13 points on 4-of-5 shooting.

LIBERTY

Game 3
November 25, 2008
Liberty 86
Virginia 82

VISITORS: Liberty 2-1

| Player | TOT-FG | | | 3-PT | | REBOUNDS | | | | | PF | TP | A | TO | BLK | S | MIN |
|-------------------|--------|-----|----|------|----|----------|----|----|-----|----|----|----|----|----|-----|-----|-----|
| | FG | FGA | FG | FGA | FT | FTA | OF | DE | TOT | | | | | | | | |
| SMITH, Anthony g | 8 | 14 | 2 | 6 | 3 | 4 | 0 | 4 | 2 | 21 | 6 | 2 | 0 | 0 | 0 | 38 | |
| OHMAN, Kyle g | 9 | 12 | 6 | 8 | 2 | 2 | 0 | 3 | 3 | 26 | 1 | 0 | 0 | 2 | 38 | | |
| FLOYD, Brolin g | 2 | 5 | 0 | 2 | 4 | 6 | 0 | 4 | 4 | 8 | 1 | 3 | 0 | 0 | 24 | | |
| SANDERS, Jesse g | 1 | 2 | 0 | 1 | 0 | 0 | 1 | 3 | 4 | 2 | 8 | 0 | 0 | 0 | 37 | | |
| CURRY, Seth g | 9 | 17 | 4 | 8 | 4 | 6 | 1 | 2 | 3 | 1 | 26 | 1 | 3 | 0 | 1 | 38 | |
| STEPHENE, Johnny | 1 | 3 | 1 | 1 | 0 | 0 | 0 | 2 | 2 | 2 | 3 | 4 | 1 | 0 | 0 | 13 | |
| Q4SPENCER, James | 0 | 0 | 0 | 0 | 0 | 0 | 0 | 0 | 1 | 0 | 0 | 0 | 0 | 0 | 5 | | |
| SMITH, Austin | 0 | 0 | 0 | 0 | 0 | 0 | 0 | 0 | 2 | 0 | 0 | 1 | 0 | 2 | 4 | | |
| WEAVER, Bill | 0 | 0 | 0 | 0 | 0 | 2 | 0 | 1 | 1 | 0 | 0 | 1 | 0 | 0 | 3 | | |
| McMASTERS, Carter | 0 | 0 | 0 | 0 | 0 | 0 | 0 | 0 | 0 | 0 | 0 | 0 | 0 | 0 | 0+ | | |
| TEAM | | | | | | | | 2 | 2 | | | | | | | | |
| Totals..... | 30 | 53 | 13 | 26 | 13 | 20 | 2 | 21 | 23 | 17 | 86 | 21 | 11 | 0 | 5 | 200 | |

HOME TEAM: Virginia 3-1

| Player | TOT-FG | | | 3-PT | | REBOUNDS | | | | | PF | TP | A | TO | BLK | S | MIN |
|------------------|--------|-----|----|------|----|----------|----|----|-----|----|----|----|----|----|-----|-----|-----|
| | FG | FGA | FG | FGA | FT | FTA | OF | DE | TOT | | | | | | | | |
| DIANE, Mamadi f | 0 | 6 | 0 | 3 | 0 | 0 | 0 | 2 | 2 | 3 | 0 | 2 | 1 | 1 | 0 | 27 | |
| SCOTT, Mike f | 3 | 4 | 0 | 0 | 3 | 4 | 7 | 10 | 17 | 2 | 9 | 1 | 1 | 0 | 0 | 34 | |
| BAKER, Calvin g | 5 | 9 | 3 | 6 | 2 | 2 | 0 | 3 | 3 | 5 | 15 | 5 | 3 | 0 | 1 | 25 | |
| ZEGLINSKI, S. g | 8 | 13 | 6 | 10 | 2 | 3 | 0 | 2 | 2 | 24 | 4 | 5 | 0 | 2 | 31 | | |
| LANDESBURG, S.g | 5 | 10 | 1 | 2 | 6 | 8 | 2 | 7 | 9 | 2 | 17 | 2 | 1 | 0 | 0 | 35 | |
| FARRAKHAN | 1 | 3 | 1 | 3 | 2 | 2 | 0 | 0 | 0 | 3 | 5 | 1 | 2 | 0 | 0 | 8 | |
| TUCKER, Jamil | 0 | 0 | 0 | 0 | 0 | 0 | 1 | 0 | 1 | 0 | 0 | 1 | 0 | 0 | 0 | 6 | |
| JONES, Jeff | 4 | 12 | 2 | 8 | 0 | 0 | 0 | 1 | 1 | 3 | 10 | 3 | 0 | 0 | 2 | 29 | |
| TAT, Solomon | 0 | 0 | 0 | 0 | 0 | 0 | 0 | 0 | 0 | 0 | 0 | 0 | 0 | 0 | 0 | 0+ | |
| MEYINSSE, Jerome | 1 | 1 | 0 | 0 | 0 | 0 | 1 | 0 | 1 | 0 | 2 | 0 | 0 | 0 | 0 | 5 | |
| TEAM | | | | | | | | 1 | 1 | | | | | | | | |
| Totals..... | 27 | 58 | 13 | 32 | 15 | 19 | 11 | 26 | 37 | 18 | 82 | 18 | 14 | 1 | 5 | 200 | |

Halftime: Liberty 35, Virginia 32; Technical Fouls: none; Officials: Jerry Heater (R), Tony Dawkins, Mark Schnur; Attendance: 9,263.

Game 4
November 28, 2008
Coker 66
Liberty 88

VISITORS: Coker 3-3

| Player | TOT-FG | | | 3-PT | | REBOUNDS | | | | | PF | TP | A | TO | BLK | S | MIN |
|-------------------|--------|-----|----|------|----|----------|----|----|-----|----|----|----|----|----|-----|-----|-----|
| | FG | FGA | FG | FGA | FT | FTA | OF | DE | TOT | | | | | | | | |
| AMBLER, Mason f | 0 | 4 | 0 | 0 | 1 | 2 | 2 | 3 | 5 | 4 | 1 | 2 | 0 | 0 | 0 | 22 | |
| POSTON, Josh g | 6 | 16 | 1 | 6 | 0 | 0 | 0 | 4 | 4 | 0 | 13 | 5 | 0 | 0 | 2 | 32 | |
| VARGA, Lukas g | 2 | 8 | 1 | 7 | 1 | 2 | 1 | 0 | 1 | 3 | 6 | 1 | 2 | 0 | 2 | 28 | |
| BRACY, Joselle g | 2 | 3 | 0 | 0 | 2 | 2 | 1 | 4 | 5 | 1 | 6 | 2 | 3 | 0 | 0 | 28 | |
| HAFNER, J.C. g | 4 | 8 | 3 | 6 | 0 | 0 | 2 | 1 | 3 | 4 | 11 | 0 | 2 | 0 | 0 | 21 | |
| TERRELL, Blake | 0 | 1 | 0 | 1 | 0 | 0 | 0 | 0 | 0 | 0 | 0 | 1 | 1 | 0 | 0 | 5 | |
| SHORT, David | 0 | 1 | 0 | 1 | 0 | 0 | 0 | 0 | 0 | 0 | 0 | 0 | 0 | 0 | 0 | 4 | |
| EVANS, Stevie | 4 | 9 | 4 | 8 | 0 | 0 | 1 | 1 | 2 | 2 | 12 | 3 | 1 | 1 | 2 | 18 | |
| THOMPSON, Vatrack | 2 | 5 | 1 | 3 | 3 | 4 | 0 | 0 | 0 | 8 | 1 | 2 | 0 | 0 | 2 | 18 | |
| WOO, Phillip | 2 | 4 | 0 | 1 | 0 | 0 | 2 | 0 | 2 | 0 | 4 | 0 | 0 | 0 | 0 | 8 | |
| GORE, Michael | 1 | 1 | 0 | 0 | 1 | 2 | 1 | 2 | 3 | 1 | 3 | 0 | 1 | 0 | 0 | 9 | |
| SANDERS, Brandon | 1 | 1 | 0 | 0 | 0 | 0 | 0 | 2 | 2 | 1 | 2 | 0 | 0 | 0 | 2 | 7 | |
| TEAM | | | | | | | | | | | | | | | | | |
| Totals..... | 24 | 61 | 10 | 33 | 8 | 12 | 10 | 17 | 27 | 16 | 66 | 15 | 12 | 1 | 10 | 200 | |

HOME TEAM: Liberty 3-1

| Player | TOT-FG | | | 3-PT | | REBOUNDS | | | | | PF | TP | A | TO | BLK | S | MIN |
|-------------------|--------|-----|----|------|----|----------|----|----|-----|----|----|----|----|----|-----|-----|-----|
| | FG | FGA | FG | FGA | FT | FTA | OF | DE | TOT | | | | | | | | |
| SMITH, Anthony g | 5 | 6 | 1 | 1 | 5 | 7 | 0 | 5 | 5 | 1 | 16 | 2 | 3 | 1 | 2 | 27 | |
| OHMAN, Kyle g | 4 | 5 | 3 | 4 | 2 | 2 | 0 | 6 | 6 | 3 | 13 | 3 | 1 | 0 | 2 | 28 | |
| FLOYD, Brolin g | 2 | 6 | 1 | 3 | 2 | 2 | 0 | 1 | 1 | 1 | 7 | 2 | 1 | 0 | 0 | 25 | |
| SANDERS, Jesse g | 7 | 8 | 1 | 1 | 0 | 1 | 0 | 3 | 3 | 1 | 15 | 1 | 2 | 0 | 0 | 29 | |
| CURRY, Seth g | 9 | 16 | 4 | 9 | 0 | 0 | 1 | 7 | 8 | 0 | 22 | 2 | 2 | 0 | 1 | 30 | |
| STEPHENE, Johnny | 1 | 2 | 0 | 1 | 3 | 4 | 1 | 1 | 2 | 1 | 5 | 3 | 1 | 0 | 0 | 18 | |
| SPENCER, James | 0 | 1 | 0 | 1 | 1 | 2 | 0 | 2 | 2 | 0 | 1 | 0 | 0 | 0 | 0 | 13 | |
| SMITH, Austin | 2 | 3 | 0 | 0 | 3 | 4 | 2 | 0 | 2 | 3 | 7 | 1 | 0 | 0 | 1 | 12 | |
| WEAVER, Bill | 1 | 2 | 0 | 0 | 0 | 0 | 0 | 3 | 3 | 1 | 2 | 0 | 1 | 0 | 0 | 11 | |
| McMASTERS, Carter | 0 | 1 | 0 | 0 | 0 | 0 | 0 | 0 | 0 | 3 | 0 | 0 | 2 | 0 | 0 | 7 | |
| TEAM | | | | | | | | 1 | 1 | | | | | | | | |
| Totals..... | 31 | 50 | 10 | 20 | 16 | 22 | 5 | 28 | 33 | 14 | 88 | 14 | 13 | 1 | 6 | 200 | |

Halftime: Liberty 48, Coker 27; Technical Fouls: none; Officials: Tony Chiazza (R), Steve Lucas, Matthew Myers; Attendance: 1,064.

**Game 5
Lynchburg, Va.**

Seth Curry tallied 13 of his 21 points during two overtime periods, helping the Liberty Flames (4-1) to a thrilling double-overtime victory over the William & Mary Tribe (3-4), 80-74, inside the Vines Center. With the victory, the Flames were the champions of the Liberty Thanksgiving Classic. William & Mary wasted no time getting on the board in the first overtime, scoring on two Quinn McDowell free throws at the 4:53 mark in the first overtime. After a Curry bucket at 4:38 tied the game for the sixth time, Schneider hit another three-point bucket at 4:26, giving the Tribe the 65-62 advantage. Liberty then regained the lead, 66-65, via two Kyle Ohman free throws and another Curry bucket at 2:49. Sanders extended the lead to three points, 68-65, at the 2:02 mark after he was successful on his two attempts from the charity stripe. The Tribe answered back quickly, tallying six straight makers, courtesy of a McDowell three-pointer and a Danny Sumner bucket with 56 seconds left. Kendrick Brown made one-of-two attempts from the free throw line, staking the Tribe to a three-point lead, 71-68, with 28 seconds left. The never-say-die attitude of the Flames witnessed Curry connected on a 27-footer with 18 seconds left, tying the game at 71 all. A Sumner contested three-point attempt fell incomplete, sending Liberty to its first double-overtime contest since Feb. 16, 2002. Schneider once again put the Tribe on his back, hitting a three-point bucket at 4:39 in the second overtime, giving William & Mary the 74-71 lead. However, that would be all the Tribe would score during the final five minutes, as Liberty tallied nine straight points to seal the victory. Curry scored six of the nine points, capping the game with a transition dunk with three seconds left. Curry, tournament MVP, finished with 21 points on 9-of-19 shooting. The freshman played 50 minutes in the contest, tying a program record for minutes played. Mike Minnett was the last Flame to play 50 minutes in a game, when he did on Feb. 10, 1986, four years prior to Curry's birth.

**Game 6
Lynchburg, Va.**

Liberty head coach Ritchie McKay must have loved the outcome of Saturday's double-overtime victory, because he ordered the sequel behind the late-game heroics of Seth Curry, in the Liberty Flames' (5-1) 69-66 overtime victory over the George Mason Patriots (5-2), inside the Vines Center. Jesse Sanders tallied a bucket at 18:37, pushing Liberty's lead to 10 points, 34-24. However, the Patriots came roaring back, scoring eight straight points to pull within two points, 34-32. A Vaughn bucket at 16:33 finished the run. Sanders put Liberty back on the scoreboard, 36-32, via two free throws at 15:59. A Birdsong bucket cut the lead back down to two points, 36-34, at 15:23. The Patriots made a push, taking its first lead of the game at the 11:26 mark, 44-43, courtesy of an Andre Cornelius trey. George Mason's first of the game. That bucket capped a 10-7 run. Five straight Curry points, capped a 7-4 spurt, helping the Flames reclaim the lead, 51-48, at the 8:09 mark. Back-to-back points by Cam Long gave the Patriots the advantage, 52-51, with 6:09 remaining in the contest. Later, a Monroe tip-in at 3:52, gave George Mason a two-point lead, 56-54. A Smith bucket and two free throws by Sanders gave Liberty back a two point lead, 58-56, with 1:48 on the clock. But, the Patriots scored five straight markers on a Long triple and a Birdsong layup, taking a solid three-point advantage, 61-58, with 29 seconds remaining, thus setting the stage for more heroics from Curry. For the second straight game, Curry nailed a trey, helping send Liberty into overtime. The bucket knotted the game at 61 a piece with 17.7 remaining on the clock. Curry nailed a three-pointer from an identical spot on the floor on Saturday night, tying the game and sending it to double-overtime against William & Mary. Cornelius put the Patriots up early in the overtime period, tallying a two-pointer in the paint at 4:43, giving George Mason the 63-61 advantage. A Vaughn three-point field goal at 3:31 gave the Patriots a four point lead, 66-62. The Patriots would not score again, as Smith nailed a trifecta, bringing Liberty within a point, 66-65, with 2:28 left. Then with 40.6 seconds on the clock, Curry rolled off an Ohman screen and nailed an 18-footer, giving Liberty a one point lead, 67-66. Liberty would never trail again. A Vaughn pass went through the hands of Birdsong and out of bounds with 13.1 seconds left. Curry was fouled by Cornelius before the ball was inbounded, sending the freshman to the line for the one-in-one. Curry nailed both attempts, giving Liberty the three point lead, 69-66, with 13.1 seconds remaining. George Mason tried to tie the contest on Vaughn's three-point attempt with three seconds left. The attempt hit nothing but iron, but Birdsong grabbed the offensive board. Birdsong tried to dish the ball out to the three point arc, but it went right into the waiting hands of Sanders, sealing the Liberty victory. Curry tallied a game-high 22 points on 8-of-19 shooting, including 3-of-9 from beyond the arc.

LIBERTY

Game 5
November 29, 2008
William & Mary
Liberty
74
80 2OT

VISITORS: William & Mary 3-4

| Player | TOT-FG | | | 3-PT | | REBOUNDS | | | | | | | | | | |
|------------------|--------|-----|----|------|----|----------|----|----|-----|----|----|----|----|-----|---|-----|
| | FG | FGA | FG | FGA | FT | FTA | OF | DE | TOT | PF | TP | A | TO | BLK | S | MIN |
| STEIN, Peter f | 0 | 0 | 0 | 0 | 0 | 0 | 3 | 1 | 4 | 3 | 0 | 0 | 5 | 1 | 0 | 26 |
| SUMNER, Danny f | 10 | 22 | 3 | 12 | 0 | 0 | 1 | 5 | 6 | 4 | 23 | 3 | 2 | 0 | 1 | 44 |
| BROWN, Kendrix g | 0 | 3 | 0 | 2 | 1 | 2 | 0 | 4 | 4 | 3 | 1 | 1 | 3 | 0 | 1 | 23 |
| SCHNEIDER, D. g | 7 | 23 | 7 | 23 | 2 | 2 | 1 | 4 | 5 | 4 | 23 | 7 | 1 | 0 | 0 | 45 |
| DARNELL, Chris g | 2 | 4 | 2 | 4 | 2 | 2 | 3 | 4 | 7 | 5 | 8 | 4 | 0 | 1 | 1 | 37 |
| McFADDEN, Matt | 0 | 2 | 0 | 2 | 0 | 0 | 1 | 1 | 2 | 2 | 0 | 2 | 4 | 0 | 0 | 16 |
| McDOWELL, Quinn | 4 | 9 | 1 | 3 | 2 | 3 | 5 | 2 | 7 | 1 | 11 | 4 | 0 | 0 | 0 | 36 |
| KITTS, Marcus | 4 | 7 | 0 | 0 | 0 | 0 | 4 | 2 | 6 | 5 | 8 | 2 | 4 | 0 | 1 | 23 |
| TEAM | | | | | | | 5 | 3 | 8 | | | | | | | |
| Totals..... | 27 | 70 | 13 | 46 | 7 | 9 | 23 | 26 | 49 | 27 | 74 | 23 | 20 | 2 | 4 | 250 |

HOME TEAM: Liberty 4-1

| Player | TOT-FG | | | 3-PT | | REBOUNDS | | | | | | | | | | |
|-------------------|--------|-----|----|------|----|----------|----|----|-----|----|----|---|----|-----|---|-----|
| | FG | FGA | FG | FGA | FT | FTA | OF | DE | TOT | PF | TP | A | TO | BLK | S | MIN |
| OHMAN, Kyle f | 3 | 11 | 2 | 8 | 5 | 6 | 0 | 4 | 4 | 2 | 13 | 1 | 1 | 0 | 2 | 43 |
| SMITH, Anthony g | 6 | 16 | 1 | 7 | 9 | 13 | 2 | 8 | 10 | 5 | 22 | 2 | 1 | 0 | 1 | 29 |
| FLOYD, Brolin g | 4 | 8 | 0 | 4 | 1 | 2 | 6 | 2 | 8 | 1 | 9 | 2 | 3 | 0 | 1 | 31 |
| SANDERS, Jesse g | 3 | 5 | 0 | 2 | 5 | 5 | 5 | 3 | 8 | 2 | 11 | 2 | 3 | 0 | 4 | 46 |
| CURRY, Seth g | 9 | 19 | 2 | 7 | 1 | 2 | 0 | 1 | 1 | 0 | 21 | 1 | 2 | 0 | 0 | 50 |
| STEPHENE, Johnny | 0 | 1 | 0 | 1 | 2 | 4 | 1 | 0 | 1 | 1 | 2 | 0 | 1 | 0 | 0 | 7 |
| SPENCER, James | 0 | 0 | 0 | 0 | 0 | 0 | 0 | 1 | 1 | 2 | 0 | 1 | 1 | 0 | 0 | 22 |
| SMITH, Austin | 0 | 0 | 0 | 0 | 0 | 0 | 0 | 0 | 0 | 2 | 0 | 0 | 0 | 0 | 0 | 8 |
| WEAVER, Bill | 1 | 1 | 0 | 0 | 0 | 0 | 0 | 1 | 1 | 1 | 2 | 0 | 1 | 0 | 0 | 10 |
| McMASTERS, Carter | 0 | 2 | 0 | 1 | 0 | 0 | 0 | 0 | 0 | 1 | 0 | 0 | 0 | 1 | 0 | 4 |
| TEAM | | | | | | | 2 | 2 | 4 | | | | | | | |
| Totals..... | 26 | 63 | 5 | 30 | 23 | 32 | 16 | 22 | 38 | 17 | 80 | 9 | 13 | 1 | 8 | 250 |

Halftime: Liberty 28, William & Mary 28; Technical Fouls: none; Officials: Charles Watson (R), Matthew Myers, Mike Lazo; Attendance: 934.

Game 6
December 1, 2008
George Mason
Liberty
66
69 OT

VISITORS: George Mason 5-2

| Player | TOT-FG | | | 3-PT | | REBOUNDS | | | | | | | | | | |
|-------------------|--------|-----|----|------|----|----------|----|----|-----|----|----|----|----|-----|----|-----|
| | FG | FGA | FG | FGA | FT | FTA | OF | DE | TOT | PF | TP | A | TO | BLK | S | MIN |
| MONROE, Darryl f | 4 | 7 | 0 | 0 | 0 | 2 | 4 | 7 | 9 | 3 | 8 | 3 | 2 | 2 | 1 | 35 |
| BIRDSONG, Louis f | 5 | 7 | 0 | 0 | 2 | 2 | 4 | 3 | 7 | 4 | 12 | 0 | 4 | 4 | 0 | 35 |
| SMITH, Dreg o | 2 | 0 | 2 | 0 | 0 | 0 | 0 | 0 | 1 | 0 | 1 | 0 | 0 | 0 | 12 | |
| LONG, Cam g | 8 | 15 | 1 | 4 | 1 | 2 | 2 | 7 | 9 | 0 | 18 | 3 | 2 | 0 | 1 | 41 |
| VAUGHAN, John g | 5 | 15 | 2 | 8 | 2 | 2 | 0 | 4 | 4 | 2 | 14 | 6 | 2 | 1 | 1 | 40 |
| CORNELIUS, Andre | 4 | 7 | 2 | 3 | 0 | 0 | 0 | 1 | 1 | 3 | 10 | 4 | 3 | 0 | 0 | 29 |
| TATE, Isaiah | 0 | 5 | 0 | 2 | 0 | 0 | 0 | 0 | 0 | 0 | 0 | 0 | 0 | 0 | 1 | 16 |
| MORRISON, Michael | 0 | 0 | 0 | 0 | 0 | 0 | 0 | 0 | 0 | 0 | 0 | 0 | 0 | 0 | 0 | 0 |
| PEARSON, Ryan | 1 | 5 | 0 | 0 | 2 | 3 | 1 | 5 | 6 | 0 | 4 | 0 | 2 | 0 | 0 | 15 |
| TEAM | | | | | | | 1 | 1 | | | | | | | | |
| Totals..... | 27 | 63 | 5 | 19 | 7 | 11 | 11 | 30 | 41 | 13 | 66 | 17 | 15 | 7 | 4 | 225 |

HOME TEAM: Liberty 5-1

| Player | TOT-FG | | | 3-PT | | REBOUNDS | | | | | | | | | | |
|------------------|--------|-----|----|------|----|----------|----|----|-----|----|----|----|----|-----|---|-----|
| | FG | FGA | FG | FGA | FT | FTA | OF | DE | TOT | PF | TP | A | TO | BLK | S | MIN |
| SMITH, Anthony g | 7 | 20 | 2 | 7 | 0 | 0 | 2 | 7 | 9 | 3 | 16 | 3 | 2 | 0 | 0 | 44 |
| OHMAN, Kyle g | 6 | 15 | 4 | 12 | 0 | 0 | 1 | 3 | 4 | 2 | 16 | 1 | 3 | 0 | 0 | 43 |
| FLOYD, Brolin g | 0 | 2 | 0 | 2 | 0 | 0 | 1 | 4 | 5 | 2 | 0 | 0 | 2 | 0 | 0 | 16 |
| SANDERS, Jesse g | 1 | 4 | 0 | 1 | 5 | 6 | 2 | 3 | 5 | 4 | 7 | 6 | 1 | 0 | 2 | 42 |
| CURRY, Seth g | 8 | 19 | 3 | 9 | 3 | 4 | 0 | 6 | 6 | 0 | 22 | 3 | 1 | 0 | 1 | 44 |
| STEPHENE, Johnny | 2 | 3 | 1 | 2 | 0 | 0 | 0 | 2 | 2 | 1 | 5 | 2 | 2 | 0 | 0 | 20 |
| SPENCER, James | 1 | 1 | 1 | 1 | 0 | 0 | 0 | 1 | 1 | 3 | 3 | 0 | 0 | 0 | 0 | 9 |
| SMITH, Austin | 0 | 0 | 0 | 0 | 0 | 0 | 0 | 0 | 0 | 0 | 0 | 0 | 0 | 0 | 0 | 3 |
| WEAVER, Bill | 0 | 1 | 0 | 0 | 0 | 0 | 0 | 0 | 0 | 0 | 0 | 0 | 0 | 0 | 0 | 4 |
| TEAM | | | | | | | 4 | 2 | 6 | | | | | | | |
| Totals..... | 25 | 65 | 11 | 34 | 8 | 10 | 10 | 28 | 38 | 15 | 69 | 15 | 11 | 0 | 3 | 225 |

Halftime: Liberty 32, George Mason 24; Technical Fouls: none; Officials: Roger Ayers (R), Sean Casady, Steve Coleman; Attendance: 4,172.

**Game 7
Lynchburg, Va.**

Anthony Smith poured in a game-high 27 points on 11-of-17 shooting, lifting the Liberty Flames (6-1, 1-1 BSC) over the Gardner-Webb Bulldogs (2-5, 1-1) in Big South Conference action, 68-59, inside the Vines Center. A Grayson Flittner three-point tally at 15:00 broke a 7-7 tie, pushing the Bulldogs ahead, 10-7, giving Gardner-Webb the advantage, something they would enjoy most of the first half. Answering a Seth Curry trey at 13:51, Jonathan Moore hit a three-point bucket at 13:30, extending the Gardner-Webb advantage to six points, 18-12. Liberty managed to cut the Gardner-Webb lead down to two points, 20-18, via a 6-2 spurt, capped by a Smith bucket in the lane after Brolin Floyd picked off Aaron Linn's pass. Gardner-Webb quickly answered, using a 9-2 run to extend its lead to a game-high nine points, 29-20. Joshua Henley scored a bucket in transition, capping the run. Henley was fouled on the play by Kyle Ohman, but missed the ensuing free throw attempt. The Flames followed by scoring six straight points, cutting the Gardner-Webb advantage to three points, 29-26. Bill Weaver scored a bucket in the paint, followed by a Johnny Stephene layup and a basket by Smith capped the run at 5:34. Flittner hit a three-pointer at 2:07, extending the Bulldog's lead back to seven points, 35-28, finishing off a 6-2 Gardner-Webb spurt. Liberty surged into the intermission, cutting the deficit to two points, 35-33, with five unanswered points. A Linn make from the charity stripe at 10:23, broke a tie, giving Gardner-Webb a one point advantage, 49-48. Gardner-Webb out-scored Liberty over a two minute span, 6-2, taking a one point lead, 55-54, as the run was capped by a Linn jumper at 5:04. That would be the last time the Bulldogs would lead. Smith tallied a bucket at 4:34, giving Liberty lead for good, 56-55. While Liberty would never trail again, the suspense was heavy. Gardner-Webb had three chances to score on their next possession, but Curry pulled down a board at 3:27 to eliminate the threat. Smith added a free throw at 2:49 to give the Flames a two point lead, 57-55. The Bulldogs continued to charge, getting within three points, 60-57, courtesy of a Moore layup on a Blank pass at 1:09. Smith connected on his second three-pointer, via a Curry pass at 1:22, pushing Liberty's lead to six points, 63-57. The Flames would secure their fifth straight victory with a 5-2 run, sealed by a Curry free throw with two seconds remaining. Smith pulled down seven rebounds to go with his game-high 27 points, while Ohman pulled down a career-high 13 rebounds, while chipping in seven points.

**Game 8
Clemson, S.C.**

After leading for the majority of the game, the Liberty Flames (6-2, 1-1 BSC) nearly won their second game in less than 24 hours, but fell late to the Clemson Tigers (9-0, 0-0 ACC), 80-75, inside Littlejohn Coliseum. Liberty defeated Gardner-Webb, 68-59, Saturday afternoon inside the Vines Center. Upon completion of the conference contest, the Flames boarded a charter flight out of Lynchburg for Sunday's non-conference tilt at Clemson. The Tigers jumped out to a quick 6-2 lead, capped by a Raymond Sykes bucket in the paint at 17:14. Liberty quickly countered, and charged ahead with their first advantage of the contest, 17-11, courtesy of a 15-5 run. Seth Curry and Kyle Ohman each hit two triples during the spurt, while Anthony Smith capped the run by hitting the back end of a two shot foul at 14:21. Clemson grabbed the lead back at 27-25, via a 16-8 spurt. A Trevor Booker putback at 8:11 ended the Tigers' push to retake the lead. The Clemson advantage lasted one possession, as Smith tallied a bucket in the lane at 8:30, knotting the contest at 27. The Flames proceeded to tally eight straight points, taking a 35-27 lead, as Ohman hit a three-point bucket at 4:53, capping the burst. Liberty closed out the half on a 7-4 advantage, extending its lead to seven points, 42-35. A Curry trey and a Smith layup finished the run. Smith put his bucket in with four seconds left, before intermission. Clemson came charging back, grabbing a one point lead, 67-66, via a 17-6 run. Domontez Stitt capped the charge with a layup at 6:44. Curry fouled Stitt on the play to send him to the line for one attempt. Stitt sank the free throw, giving the Tigers the lead. Curry came right back down the court to make a three-point bucket, helping Liberty retake the lead, 69-67, with 6:03 left. Smith followed with a bucket at 4:20, as Booker fouled the Plano, Texas native. Smith missed the ensuing free throw, but Liberty held a four point advantage, 71-67. That would be the last time Liberty would lead in the game. Clemson closed out the game with a 13-4 surge. K.C. Rivers hit a trey at 2:29 putting the Tigers ahead for good, 72-71. With Liberty trailing by three points, 76-73, Curry took a heavily contested three pointer from the wing with 47.5 seconds left. The attempt rimmed in-and-out and ultimately, sealed Liberty's fate. Buckets by Booker and Rivers secured the narrow Clemson victory. Curry tallied a team-high 24 points on 9-of-16 shooting, while grabbing four rebounds.

LIBERTY

Game 7
December 6, 2008
Gardner-Webb
Liberty
59
68

VISITORS: Gardner-Webb 2-5, 1-1 BSC

| Player | TOT-FG | | | 3-PT | | REBOUNDS | | | | | | | | | | | |
|----------------|--------|-----|----|------|----|----------|----|----|-----|----|----|----|----|-----|---|-----|-----|
| | FG | FGA | FG | FGA | FT | FTA | OF | DE | TOT | PF | TP | A | TO | BLK | S | MIN | |
| BLANK, Nate | f | 3 | 7 | 1 | 4 | 0 | 0 | 1 | 1 | 4 | 7 | 2 | 2 | 0 | 1 | 22 | |
| MOORE, J. | f | 5 | 11 | 3 | 4 | 1 | 2 | 0 | 3 | 3 | 14 | 2 | 4 | 0 | 0 | 36 | |
| MacMILLAN, A. | c | 1 | 4 | 0 | 0 | 0 | 0 | 3 | 3 | 6 | 2 | 2 | 0 | 2 | 1 | 11 | |
| FLITTNER, G. | g | 4 | 13 | 4 | 11 | 3 | 3 | 1 | 4 | 3 | 15 | 3 | 1 | 0 | 0 | 40 | |
| LINN, Aaron | g | 4 | 10 | 0 | 2 | 2 | 2 | 0 | 4 | 2 | 10 | 3 | 6 | 0 | 2 | 40 | |
| HENLEY, Joshua | g | 3 | 5 | 0 | 0 | 0 | 2 | 3 | 8 | 11 | 3 | 6 | 0 | 2 | 0 | 33 | |
| SILVER, Anton | g | 1 | 5 | 0 | 3 | 0 | 0 | 3 | 1 | 4 | 3 | 2 | 1 | 1 | 0 | 13 | |
| SIDDLE, Takayo | g | 1 | 3 | 1 | 2 | 0 | 0 | 0 | 0 | 0 | 3 | 1 | 0 | 0 | 0 | 5 | |
| TEAM | | | | | | | 2 | 3 | 5 | | | | | | | | |
| Totals..... | | 22 | 58 | 9 | 26 | 6 | 9 | 14 | 24 | 38 | 20 | 59 | 12 | 20 | 1 | 6 | 200 |

HOME TEAM: Liberty 6-1, 1-1 BSC

| Player | TOT-FG | | | 3-PT | | REBOUNDS | | | | | | | | | | | |
|------------------|--------|-----|----|------|----|----------|----|----|-----|----|----|----|----|-----|---|-----|-----|
| | FG | FGA | FG | FGA | FT | FTA | OF | DE | TOT | PF | TP | A | TO | BLK | S | MIN | |
| SMITH, Anthony | g | 11 | 17 | 2 | 4 | 3 | 5 | 3 | 4 | 7 | 1 | 27 | 1 | 4 | 0 | 2 | 37 |
| OHMAN, Kyle | g | 2 | 8 | 1 | 7 | 2 | 2 | 2 | 11 | 13 | 4 | 7 | 4 | 1 | 0 | 0 | 27 |
| FLOYD, Brolin | g | 1 | 3 | 0 | 0 | 2 | 2 | 0 | 3 | 3 | 3 | 4 | 2 | 0 | 1 | 3 | 24 |
| SANDERS, Jesse | g | 2 | 4 | 0 | 1 | 1 | 3 | 1 | 1 | 2 | 5 | 3 | 4 | 0 | 4 | 36 | |
| CURRY, Seth | g | 4 | 16 | 3 | 9 | 4 | 6 | 2 | 4 | 6 | 1 | 15 | 5 | 1 | 1 | 40 | |
| STEPHENE, Johnny | g | 3 | 3 | 1 | 1 | 1 | 3 | 0 | 1 | 1 | 8 | 1 | 2 | 0 | 0 | 19 | |
| SPENCER, James | g | 0 | 0 | 0 | 0 | 0 | 0 | 1 | 0 | 1 | 0 | 0 | 0 | 0 | 0 | 6 | |
| SMITH, Austin | g | 0 | 0 | 0 | 0 | 0 | 0 | 0 | 0 | 0 | 0 | 0 | 0 | 0 | 0 | 0+ | |
| WEAVER, Bill | g | 1 | 2 | 0 | 0 | 0 | 0 | 0 | 1 | 1 | 0 | 2 | 1 | 0 | 0 | 11 | |
| TEAM | | | | | | | | | | | | | | | | | |
| Totals..... | | 24 | 53 | 7 | 22 | 13 | 21 | 9 | 25 | 34 | 13 | 68 | 17 | 12 | 2 | 10 | 200 |

Halftime: Gardner-Webb 35, Liberty 33; Technical Fouls: none; Officials: Lee Kluttz (R), Albert Battista, Justin Porterfield; Attendance: 2,340.

Game 8
December 7, 2008
Liberty
Clemson
75
80

VISITORS: Liberty 6-2

| Player | TOT-FG | | | 3-PT | | REBOUNDS | | | | | | | | | | | |
|------------------|--------|-----|----|------|----|----------|----|----|-----|----|----|----|----|-----|---|-----|-----|
| | FG | FGA | FG | FGA | FT | FTA | OF | DE | TOT | PF | TP | A | TO | BLK | S | MIN | |
| SMITH, Anthony | g | 5 | 10 | 0 | 2 | 2 | 5 | 0 | 8 | 8 | 1 | 12 | 1 | 1 | 0 | 0 | 38 |
| OHMAN, Kyle | g | 5 | 13 | 3 | 7 | 2 | 2 | 1 | 3 | 4 | 2 | 15 | 4 | 4 | 0 | 2 | 35 |
| FLOYD, Brolin | g | 3 | 7 | 0 | 1 | 0 | 0 | 3 | 3 | 6 | 1 | 6 | 1 | 0 | 0 | 0 | 31 |
| SANDERS, Jesse | g | 3 | 4 | 0 | 0 | 4 | 4 | 0 | 2 | 2 | 3 | 10 | 6 | 3 | 0 | 1 | 34 |
| CURRY, Seth | g | 9 | 16 | 6 | 9 | 0 | 0 | 0 | 4 | 4 | 3 | 24 | 1 | 5 | 1 | 0 | 38 |
| STEPHENE, Johnny | g | 1 | 1 | 0 | 0 | 2 | 2 | 0 | 0 | 0 | 1 | 4 | 1 | 2 | 0 | 0 | 13 |
| SPENCER, James | g | 0 | 0 | 0 | 0 | 0 | 0 | 0 | 0 | 0 | 0 | 0 | 0 | 0 | 0 | 0 | 2 |
| WEAVER, Bill | g | 1 | 3 | 0 | 0 | 2 | 2 | 2 | 0 | 2 | 1 | 4 | 0 | 0 | 0 | 1 | 9 |
| TEAM | | | | | | | 3 | 1 | 4 | | | | | | | | |
| Totals..... | | 27 | 54 | 9 | 19 | 12 | 15 | 9 | 21 | 30 | 12 | 75 | 14 | 15 | 1 | 4 | 200 |

HOME TEAM: Clemson 9-0

| Player | TOT-FG | | | 3-PT | | REBOUNDS | | | | | | | | | | | |
|-----------------|--------|-----|----|------|----|----------|----|----|-----|----|----|----|----|-----|---|-----|-----|
| | FG | FGA | FG | FGA | FT | FTA | OF | DE | TOT | PF | TP | A | TO | BLK | S | MIN | |
| RIVERS, K.C. | f | 13 | 21 | 4 | 8 | 2 | 2 | 4 | 7 | 11 | 1 | 32 | 1 | 0 | 0 | 2 | 37 |
| BOOKER, Trevor | f | 8 | 11 | 0 | 0 | 2 | 2 | 3 | 5 | 8 | 2 | 18 | 3 | 3 | 4 | 0 | 36 |
| SYKES, Raymond | c | 1 | 3 | 0 | 0 | 1 | 2 | 3 | 3 | 6 | 2 | 3 | 1 | 1 | 1 | 0 | 17 |
| STITT, Demontez | g | 2 | 3 | 0 | 0 | 1 | 2 | 0 | 1 | 1 | 4 | 5 | 11 | 1 | 2 | 0 | 31 |
| OGLESBY, T. | g | 4 | 16 | 4 | 12 | 0 | 0 | 2 | 2 | 1 | 12 | 3 | 0 | 0 | 0 | 1 | 26 |
| SMITH, Tanner | g | 1 | 1 | 0 | 0 | 0 | 0 | 0 | 0 | 1 | 2 | 0 | 1 | 0 | 0 | 10 | |
| YOUNG, Andre | g | 1 | 3 | 0 | 1 | 0 | 0 | 0 | 0 | 1 | 2 | 1 | 0 | 0 | 1 | 13 | |
| POTTER, David | g | 2 | 5 | 0 | 0 | 2 | 2 | 1 | 2 | 3 | 2 | 6 | 2 | 2 | 0 | 2 | 27 |
| GRANT, Jerai | g | 0 | 0 | 0 | 0 | 0 | 0 | 0 | 0 | 0 | 0 | 0 | 1 | 0 | 0 | 3 | |
| TEAM | | | | | | | | | | | | | | | | | |
| Totals..... | | 32 | 63 | 8 | 21 | 8 | 10 | 11 | 20 | 31 | 14 | 80 | 22 | 9 | 7 | 6 | 200 |

Halftime: Liberty 42, Clemson 35; Technical Fouls: none; Officials: Jamie Luckie (R), Brent Hampton, Tim Kelly; Attendance: 6,657.

**Game 9
Lynchburg, Va.**

Seth Curry scored a game-high 22 points and Johnny Stephene poured in a career-high 14 points, as the Liberty Flames (7-2) grabbed a non-conference win over visiting Anderson (3-4), inside the Vines Center, 88-46. A Jarret Johnson bucket at 18:35 put Anderson ahead by two points, 4-2, but Liberty quickly went on a 13-2 run, grabbing a 15-6 advantage. Curry and Kyle Ohman hit back-to-back three-point buckets, with Ohman's connection capping the run at 14:48. The Trojans mounted a mini-comeback, reeling off a 9-3 run, which cut the Liberty advantage to three points, 18-15. A trey by Brandon Young at 12:30 finished off the visitors' run. Liberty then took control of the first half, holding the Trojans to four points for the next 11 minutes, as the Flames reeled off a 20-4 run, taking a 38-19 lead. Two Stephene layups bookended a Chris Summers bucket in the paint to cap the run. Stephene's two markers at 1:35 finished off the surge. Anderson broke the run with a triple by Nick Trull at 1:03, cutting the Liberty lead to 16 points, 38-22. A Bill Weaver basket and an Anthony Smith layup at 31.9 put Liberty up by 20 points, 42-22, going into the intermission. The Flames jumped out of the gate on a 20-9 run, extending their lead to 31 points, 62-31, via a Curry trey at 12:42. Liberty reached its largest lead at the 4:00 mark, 45 points, when Stephene connected on a three-pointer from the corner, extending the Flames' lead to 82-37, as the home team cruised to victory. Curry led all scorers with 22 points on 8-of-13 shooting, including 4-of-8 from three-point range. Stephene poured in a career-high 14 points on 6-of-8 shooting. Smith tallied 12 points, while Brolin Floyd chipped in 10 points and pulled down a game-high seven rebounds.

**Game 10
Rosemont, Ill.**

Seth Curry hit two-of-three free throw attempts with 17 seconds left to give the Liberty Flames (7-3) a one point lead, but a dramatic finish, including two Dar Tucker free throws with 1.1 seconds left, gave the DePaul Blue Demons (5-3) a 64-63 victory, inside Allstate Arena. A Brolin Floyd trey at 16:07 gave Liberty its first lead of the game, 7-6. DePaul retook the lead, 11-9, via a Dar Tucker three-point bucket at 13:24. The Flames trailed by two points again, 14-12, after Tyler Baker hit a three-pointer at 12:12. It was at that point that DePaul opened up the game via a 13-0 run, storming out to the 27-12 lead. Another trey by Tucker capped the run at 7:08. Floyd put Liberty on the scoreboard for the first time in nearly six minutes, slamming home a put back at 6:38. Floyd's bucket cut the DePaul lead to 13 points, 27-14. DePaul used a 12-9 point advantage going into the intermission to take a 16 point lead into the break, 39-23. Seth Curry sunk two free throws with 4.7 seconds left, giving the nation's leading freshman scorer his first markers of the game, cutting the Blue Demons' lead to a 16 point halftime advantage. The Flames were able to cut its deficit to six points coming out of the break, 48-42, via 19-9 run, capped by a Kyle Ohman trey at 11:19. Ohman's bucket capped 10 straight Liberty points, which included two Antony Smith buckets and back-to-back three-pointers by Curry and Ohman. Liberty continued to chip away at the DePaul lead, getting down to two points, 60-58. During that run, Curry hit three straight three-pointers, followed by a Floyd bucket in the paint at 4:26. Ohman hit a three-point bucket at 2:12 to put Liberty up by one point, 61-60, bringing Liberty back from its previous 16 point deficit. Mac Koshwal's jump hook at 1:52 gave the Blue Demons the advantage again, 62-61. Liberty retook the lead, 63-62, when Curry was fouled by Will Walker with 17 seconds left on a three-point attempt. Curry went to the line to shoot the three free throws from the charity stripe. Curry hit the first two, while the third attempt didn't fall. DePaul called timeout, setting up a dramatic finish. A Jeremiah Kelly outlet pass was deflected by Ohman, sending the ball toward the three-point line. Curry dove for the loose ball and looked for a teammate. Tucker grabbed the ball out of Curry's hands, turned and made a move toward the basket, running right into Ohman, who was trying to receive a handoff from Curry. Ohman was called for a non-shooting foul. The personal foul made eight team fouls for Liberty, sending Tucker to the line for the one-an-one. Tucker nailed both attempts, giving DePaul the one point lead, 64-63, with 1.1 seconds left. A full court heave missed the mark, giving DePaul a slim victory. Curry finished with a game-high 16 points, after being held to two points in the opening stanza.

LIBERTY

Game 9
December 15, 2008
Anderson 46
Liberty 88

VISITORS: Anderson 3-4

| Player | TOT-FG | | | 3-PT | | | REBOUNDS | | | | | A | TO | BLK | S | MIN |
|--------------------|--------|-----|----|------|----|-----|----------|----|-----|----|----|---|----|-----|---|-----|
| | FG | FGA | FG | FGA | FT | FTA | OF | DE | TOT | PF | TP | | | | | |
| BRITTON, Trey f | 2 | 4 | 0 | 0 | 4 | 7 | 1 | 1 | 2 | 4 | 8 | 0 | 1 | 0 | 1 | 22 |
| COBB, Stephen f | 2 | 7 | 1 | 4 | 2 | 2 | 0 | 2 | 2 | 2 | 7 | 2 | 1 | 0 | 0 | 23 |
| CORNWELL, K. g | 2 | 7 | 0 | 0 | 0 | 0 | 2 | 1 | 3 | 2 | 4 | 0 | 1 | 1 | 0 | 24 |
| YOUNG, Brandon g | 3 | 11 | 2 | 8 | 1 | 1 | 0 | 0 | 0 | 2 | 9 | 5 | 1 | 0 | 3 | 23 |
| JOHNSON, Jarrett g | 2 | 3 | 1 | 1 | 0 | 0 | 1 | 2 | 3 | 2 | 5 | 0 | 3 | 0 | 0 | 21 |
| TRULL, Nick | 3 | 12 | 2 | 9 | 0 | 0 | 2 | 1 | 3 | 3 | 8 | 0 | 2 | 0 | 1 | 24 |
| LOWERY, Jamelle | 0 | 2 | 0 | 2 | 0 | 0 | 1 | 1 | 2 | 1 | 0 | 0 | 1 | 0 | 0 | 19 |
| MATTOX, Jonathan | 0 | 0 | 0 | 0 | 0 | 0 | 0 | 1 | 0 | 1 | 0 | 0 | 0 | 2 | 0 | 0 |
| FREEMAN, Ryan | 0 | 0 | 0 | 0 | 0 | 0 | 0 | 0 | 0 | 0 | 0 | 0 | 0 | 0 | 0 | 2 |
| DRIVER, Andrew | 0 | 1 | 0 | 1 | 0 | 0 | 0 | 2 | 2 | 0 | 0 | 0 | 0 | 0 | 0 | 1 |
| BAINES, Quinton | 0 | 1 | 0 | 0 | 0 | 0 | 0 | 0 | 0 | 0 | 0 | 0 | 0 | 0 | 0 | 5 |
| HILL, Stoney | 1 | 1 | 0 | 0 | 1 | 2 | 1 | 1 | 2 | 1 | 3 | 0 | 0 | 0 | 1 | 9 |
| BEALE, Josh | 0 | 1 | 0 | 1 | 0 | 0 | 0 | 1 | 1 | 0 | 0 | 0 | 4 | 0 | 0 | 6 |
| SHUGART, Taylor | 1 | 2 | 0 | 0 | 0 | 0 | 3 | 0 | 3 | 1 | 2 | 0 | 0 | 0 | 0 | 9 |
| TEAM | | | | | | 1 | | 2 | 3 | | | | | | | |
| Totals..... | 16 | 52 | 6 | 26 | 8 | 12 | 13 | 14 | 27 | 18 | 46 | 7 | 16 | 1 | 6 | 200 |

HOME TEAM: Liberty 7-2

| Player | TOT-FG | | | 3-PT | | | REBOUNDS | | | | | A | TO | BLK | S | MIN |
|------------------|--------|-----|----|------|----|-----|----------|----|-----|----|----|----|----|-----|---|-----|
| | FG | FGA | FG | FGA | FT | FTA | OF | DE | TOT | PF | TP | | | | | |
| SMITH, Anthony g | 6 | 10 | 0 | 1 | 0 | 1 | 1 | 4 | 5 | 1 | 12 | 3 | 1 | 0 | 1 | 24 |
| OHMAN, Kyle g | 3 | 8 | 2 | 5 | 0 | 0 | 2 | 4 | 6 | 0 | 8 | 4 | 2 | 0 | 0 | 23 |
| FLOYD, Brolin g | 4 | 5 | 2 | 2 | 0 | 0 | 2 | 5 | 7 | 2 | 10 | 1 | 1 | 0 | 0 | 20 |
| SANDERS, Jesse g | 1 | 3 | 0 | 2 | 1 | 1 | 1 | 2 | 3 | 0 | 3 | 7 | 1 | 0 | 3 | 23 |
| CURRY, Seth g | 8 | 13 | 4 | 8 | 2 | 2 | 0 | 1 | 1 | 3 | 22 | 0 | 0 | 1 | 0 | 19 |
| STEPHENE, Johnny | 6 | 8 | 1 | 2 | 1 | 2 | 2 | 2 | 4 | 1 | 14 | 1 | 4 | 0 | 1 | 27 |
| SUMMERS, Chris | 3 | 4 | 0 | 1 | 1 | 2 | 0 | 1 | 1 | 2 | 7 | 1 | 0 | 0 | 1 | 14 |
| SPENCER, James | 1 | 1 | 1 | 1 | 0 | 0 | 1 | 3 | 4 | 0 | 3 | 1 | 0 | 0 | 1 | 16 |
| SMITH, Austin | 2 | 3 | 0 | 0 | 1 | 2 | 0 | 1 | 1 | 2 | 5 | 1 | 0 | 0 | 1 | 16 |
| WEAVER, Bill | 2 | 3 | 0 | 0 | 0 | 0 | 0 | 1 | 1 | 1 | 4 | 2 | 0 | 0 | 0 | 18 |
| TEAM | | | | | | 2 | | 2 | 4 | | | | | | | |
| Totals..... | 36 | 58 | 10 | 22 | 6 | 10 | 11 | 26 | 37 | 12 | 88 | 21 | 9 | 1 | 8 | 200 |

Halftime: Liberty 42, Anderson 22; Technical Fouls: none; Officials: Mike Cowart (R), Michael Baudinet, Damon Williams; Attendance: 1,056.

Game 10
December 17, 2008
Liberty 63
DePaul 64

VISITORS: Liberty 7-3

| Player | TOT-FG | | | 3-PT | | | REBOUNDS | | | | | A | TO | BLK | S | MIN |
|------------------|--------|-----|----|------|----|-----|----------|----|-----|----|----|----|----|-----|---|-----|
| | FG | FGA | FG | FGA | FT | FTA | OF | DE | TOT | PF | TP | | | | | |
| SMITH, Anthony g | 6 | 14 | 3 | 9 | 0 | 2 | 2 | 5 | 7 | 3 | 15 | 1 | 2 | 0 | 0 | 38 |
| OHMAN, Kyle g | 4 | 8 | 2 | 5 | 0 | 0 | 1 | 6 | 7 | 2 | 10 | 5 | 3 | 0 | 1 | 37 |
| FLOYD, Brolin g | 4 | 6 | 1 | 2 | 1 | 3 | 1 | 1 | 2 | 4 | 10 | 2 | 0 | 0 | 1 | 24 |
| SANDERS, Jesse g | 3 | 6 | 0 | 2 | 0 | 0 | 3 | 6 | 9 | 2 | 6 | 3 | 0 | 0 | 0 | 35 |
| CURRY, Seth g | 4 | 14 | 4 | 11 | 4 | 5 | 0 | 4 | 4 | 2 | 16 | 1 | 3 | 0 | 2 | 37 |
| STEPHENE, Johnny | 0 | 2 | 0 | 0 | 0 | 2 | 1 | 2 | 3 | 0 | 0 | 1 | 2 | 0 | 0 | 14 |
| BAKER, Tyler | 2 | 5 | 2 | 5 | 0 | 0 | 0 | 3 | 3 | 1 | 6 | 0 | 1 | 0 | 0 | 11 |
| WEAVER, Bill | 0 | 1 | 0 | 0 | 0 | 0 | 0 | 0 | 0 | 1 | 0 | 1 | 0 | 0 | 1 | 4 |
| TEAM | | | | | | 2 | | 2 | 4 | | | | | | | |
| Totals..... | 23 | 56 | 12 | 34 | 5 | 12 | 10 | 29 | 39 | 15 | 63 | 14 | 11 | 0 | 5 | 200 |

HOME TEAM: DePaul 5-4

| Player | TOT-FG | | | 3-PT | | | REBOUNDS | | | | | A | TO | BLK | S | MIN |
|------------------|--------|-----|----|------|----|-----|----------|----|-----|----|----|----|----|-----|---|-----|
| | FG | FGA | FG | FGA | FT | FTA | OF | DE | TOT | PF | TP | | | | | |
| TUCKER, Dar f | 5 | 13 | 2 | 8 | 4 | 5 | 2 | 3 | 5 | 1 | 16 | 0 | 2 | 0 | 1 | 37 |
| HILL, Devin f | 3 | 10 | 0 | 3 | 1 | 5 | 4 | 9 | 13 | 1 | 7 | 2 | 3 | 1 | 0 | 33 |
| KOSHWAL, Mac c | 6 | 8 | 0 | 0 | 2 | 3 | 2 | 5 | 7 | 1 | 14 | 3 | 0 | 0 | 2 | 34 |
| CURRIE, Jabari g | 3 | 8 | 1 | 6 | 1 | 1 | 0 | 3 | 3 | 2 | 8 | 4 | 2 | 1 | 1 | 32 |
| WALKER, Will g | 4 | 13 | 1 | 8 | 0 | 0 | 0 | 3 | 3 | 4 | 9 | 3 | 0 | 0 | 0 | 35 |
| STULA, Mario | 0 | 2 | 0 | 1 | 0 | 0 | 1 | 0 | 1 | 1 | 0 | 0 | 0 | 0 | 0 | 9 |
| KELLY, Jeremiah | 2 | 7 | 2 | 3 | 2 | 2 | 1 | 0 | 1 | 2 | 8 | 2 | 1 | 0 | 1 | 17 |
| POSCIC, Matija | 0 | 0 | 0 | 0 | 2 | 2 | 1 | 2 | 3 | 1 | 2 | 0 | 0 | 0 | 0 | 3 |
| TEAM | | | | | | 2 | | 2 | 4 | | | | | | | |
| Totals..... | 23 | 61 | 6 | 29 | 12 | 18 | 13 | 27 | 40 | 13 | 64 | 14 | 8 | 2 | 5 | 200 |

Halftime: DePaul 39, Liberty 23; Technical Fouls: none; Officials: Sean Hull (R), Bill Covington, Jeff Nichols; Attendance: 7,532.

Game 11
St. Louis, Mo.

The Liberty Flames (7-4) dropped two games in a row for the first time this season, after falling to the Saint Louis Billikens (6-4), 73-70, inside the brand-new Chaifetz Arena. An Anthony Smith trey and a Brolin Floyd layup at 17:24 quickly gave the Flames an early 5-0 lead. Saint Louis rebounded quickly, scoring eight straight points to grab a three-point advantage, 8-5. A Barry Eberhardt bucket at 14:40 capped the run, which also included four points from Tommie Liddell III and a hoop from Brian Conklin. The Flames came right back, taking a three-point lead of their own, 14-11, via a 9-3 spurt, capped by Jesse Sanders' layup at 10:44. The Liberty run inspired Saint Louis to reel off a 10-0 run, retaking the lead, 21-14. A Kevin Lisch trey at 6:46 finished the streak. The Billikens managed to extend their lead to 10 points, 36-26, going into the break. A Lisch triple with 10 seconds left pushed the Saint Louis advantage up to 12 points, 36-24, but Johnny Stephene tallied a bucket with three seconds left to pull Liberty within 10 points going into the intermission. Liberty started the second stanza like it started the first, scoring five straight points. A Kyle Ohman three and back-to-back free throws by Smith cut the Saint Louis advantage to five points, 36-31, at the 18:21 mark. Saint Louis pushed its lead right back to 10 points, 47-37, via an 11-6 spurt, capped by another trey by Lisch at 14:06. Then the Billikens extended their lead to 16 points, 63-47, courtesy of a 16-10 run. A Lisch three-point basket and a Kwamain Mitchell layup at 7:08 capped the streak. The Billikens pushed the advantage up to 17 points, 66-49, after Liddell completed a three-point play at 3:57. It was at that moment the Flames' "Cardiac Kids" mantra kicked in, down by 17. Liberty spent the final 3:57 to put an assault on the Billikens. The Flames quickly cut the deficit down to seven points, 66-59, via 10 straight points. Smith scored two free throws at 1:19 to finish the run. A Curry bucket with 42 seconds left closed the gap to four points, 70-66. Ohman stole the ensuing Saint Louis inbounds pass and tallied a bucket in the paint, cutting the lead to two points, 70-68. Mitchell connected one-of-two free throws with 27 seconds left, giving Saint Louis a three-point lead, 71-68. The Flames quickly came down the court, and Stephene attempted a trey from the wing, which missed its mark with 12 seconds left. Lisch made two free throws with nine seconds remaining, making it a five-point Saint Louis lead, 73-68. Smith retaliated with a bucket with two seconds left, trimming the deficit back to three points, 73-70. Liddell tossed the inbounds pass out of bounds, giving Liberty one final opportunity with 1.9 seconds left. Smith attempted a three from the wing that was blocked by Liddell as time expired. Smith led the Flames with 21 points on 7-of-15 shooting.

Game 12
Las Vegas, Nev.

Seth Curry tallied a career-high 30 points and Anthony Smith chipped in with 23 points himself, helping the Liberty Flames (8-4) top the Northern Colorado Bears (3-8), 75-70, inside the Orleans Arena, as part of the Findlay Toyota Las Vegas Classic. Two Smith free throws at 16:14 staked Liberty to the early 7-6 advantage; however Northern Colorado jumped out to a nine-point lead, 19-10, courtesy of a 13-4 run. Two free throws by Will Figures capped the run nearly four minutes later. The Bears extended the lead to 12 points, 34-22, scoring 15 of the game's next 27 points. Mike Proctor capped the span of time with a bucket in the paint at 4:49. Chris Summers put Liberty on the scoreboard at 3:56, ending a four-minute scoreless period for the Flames. Summers' bucket cut Liberty's deficit to 10 points, 34-24. Liberty then closed out the half on an 8-2 run, going into the intermission down six points, 38-32. During the run, Smith tallied six points and Kyle Ohman capped the half's scoring with two free throws with 42.2 seconds left. Two Jesse Sanders' free throws at 16:34 gave Liberty its first lead since the opening four minutes of the game. Sanders' markers gave Liberty a one-point lead, 41-40, and completed a 9-2 Liberty surge. Neal King sank two free throws at 15:28 to allow Northern Colorado to recapture the lead, 46-44. A Curry layup at 12:38 extended the Liberty advantage to three points, 51-48. The Bears clawed back, taking a two-point advantage and the lead back from the Flames, 53-51, courtesy of five straight Northern Colorado points. A Kingman trey at 2:43 continued the saw-saw battle, giving the Bears the lead again, 68-66. After a Jesse Sanders turnover on a Devon Beitzel steal, the Bears extended its lead to four points, 70-66, when Beitzel scored in transition at 2:20. But that would be the final time North Colorado would find the scoreboard during the final two-plus minutes of the game, as Liberty finished the contest on a 9-0 run to seal the victory. Smith tallied a bucket in the paint at 1:12 to put Liberty up for good, 71-70. Two free throws by Brolin Floyd at 1:04 gave the Flames a three-point lead, 74-70. Curry and Floyd each sank an attempt from the charity stripe over the final minute of play to give the Flames the five-point victory.

LIBERTY

Game 11
December 19, 2008

Liberty 70
Saint Louis 88

VISITORS: Liberty 7-4

| Player | TOT-FG | | | 3-PT | | | REBOUNDS | | | | | A | TO | BLK | S | MIN |
|------------------|--------|-----|-----|------|----|-----|----------|----|-----|----|----|---|----|-----|---|-----|
| | FG | FGA | FG% | FGA | FT | FTA | OF | DE | TOT | PF | TP | | | | | |
| SMITH, Anthony g | 7 | 15 | 1 | 7 | 6 | 6 | 0 | 2 | 2 | 4 | 21 | 0 | 2 | 0 | 2 | 36 |
| OHMAN, Kyle g | 3 | 8 | 2 | 5 | 3 | 4 | 0 | 5 | 5 | 5 | 11 | 0 | 1 | 1 | 2 | 25 |
| FLOYD, Brolin g | 2 | 9 | 1 | 7 | 0 | 0 | 0 | 2 | 2 | 4 | 5 | 0 | 2 | 0 | 2 | 23 |
| SANDERS, Jesse g | 3 | 4 | 0 | 1 | 4 | 5 | 2 | 3 | 5 | 1 | 10 | 2 | 0 | 0 | 0 | 33 |
| CURRY, Seth g | 4 | 8 | 0 | 2 | 0 | 0 | 0 | 4 | 4 | 8 | 2 | 2 | 0 | 0 | 2 | 27 |
| STEPHENE, Johnny | 3 | 5 | 0 | 1 | 9 | 10 | 0 | 0 | 0 | 2 | 15 | 2 | 2 | 0 | 0 | 29 |
| SUMMERS, Chris | 0 | 0 | 0 | 0 | 0 | 0 | 0 | 0 | 0 | 0 | 0 | 0 | 0 | 0 | 0 | 1 |
| BAKER, Tyler | 0 | 1 | 0 | 0 | 0 | 0 | 0 | 3 | 3 | 2 | 0 | 0 | 1 | 0 | 0 | 16 |
| SPENCER, James | 0 | 0 | 0 | 0 | 0 | 0 | 0 | 0 | 0 | 1 | 0 | 0 | 0 | 0 | 0 | 4 |
| WEAVER, Bill | 0 | 0 | 0 | 0 | 0 | 0 | 0 | 1 | 1 | 0 | 0 | 0 | 0 | 0 | 0 | 6 |
| TEAM | | | | | | | | 1 | 1 | 2 | | | | | | |
| Totals..... | 22 | 50 | 4 | 23 | 22 | 25 | 3 | 21 | 24 | 23 | 70 | 6 | 10 | 1 | 8 | 200 |

HOME TEAM: Saint Louis 6-4

| Player | TOT-FG | | | 3-PT | | | REBOUNDS | | | | | A | TO | BLK | S | MIN |
|-------------------|--------|-----|-----|------|----|-----|----------|----|-----|----|----|----|----|-----|----|-----|
| | FG | FGA | FG% | FGA | FT | FTA | OF | DE | TOT | PF | TP | | | | | |
| CONKLIN, Brian f | 1 | 2 | 0 | 0 | 4 | 6 | 2 | 1 | 3 | 0 | 6 | 1 | 2 | 0 | 0 | 16 |
| REED, Willie f | 3 | 4 | 0 | 0 | 0 | 1 | 2 | 3 | 5 | 4 | 6 | 1 | 2 | 0 | 0 | 18 |
| MITCHELL, K. g | 3 | 7 | 1 | 5 | 4 | 6 | 0 | 0 | 3 | 11 | 2 | 2 | 0 | 1 | 29 | |
| LISCH, Kevin g | 5 | 13 | 5 | 8 | 5 | 7 | 0 | 3 | 3 | 1 | 20 | 5 | 3 | 0 | 1 | 39 |
| LIDDELL III, T. g | 7 | 15 | 0 | 2 | 1 | 1 | 2 | 9 | 11 | 1 | 15 | 1 | 3 | 1 | 2 | 37 |
| ECKERLE, Paul | 1 | 3 | 1 | 3 | 0 | 0 | 0 | 0 | 3 | 3 | 0 | 1 | 0 | 0 | 0 | 14 |
| EBERHARDT, Barry | 5 | 10 | 0 | 0 | 0 | 6 | 7 | 13 | 3 | 10 | 2 | 1 | 0 | 0 | 0 | 28 |
| CASSITY, Kyle | 1 | 3 | 0 | 2 | 0 | 0 | 0 | 0 | 5 | 2 | 1 | 0 | 0 | 0 | 0 | 15 |
| THOMPSON, Brett | 0 | 0 | 0 | 0 | 0 | 2 | 2 | 4 | 0 | 0 | 1 | 0 | 0 | 0 | 0 | 4 |
| TEAM | | | | | | | | 2 | 2 | | | | | | | |
| Totals..... | 26 | 57 | 7 | 20 | 14 | 21 | 14 | 27 | 41 | 20 | 73 | 14 | 14 | 1 | 4 | 200 |

Halftime: Saint Louis 36, Liberty 26; Technical Fouls: none; Officials: Bernard Clinton (R), Sean Hull, Ron Tyburski; Attendance: 6,182.

Game 12
December 22, 2008

Northern Colorado 70
Liberty 75

VISITORS: Northern Colorado 3-8

| Player | TOT-FG | | | 3-PT | | | REBOUNDS | | | | | A | TO | BLK | S | MIN |
|------------------|--------|-----|-----|------|----|-----|----------|----|-----|----|----|----|----|-----|---|-----|
| | FG | FGA | FG% | FGA | FT | FTA | OF | DE | TOT | PF | TP | | | | | |
| KABA, Chris * | 2 | 5 | 1 | 4 | 0 | 0 | 1 | 1 | 2 | 3 | 5 | 0 | 5 | 0 | 0 | 18 |
| BONNER, Yahosh * | 1 | 2 | 1 | 2 | 0 | 0 | 0 | 2 | 2 | 4 | 3 | 4 | 1 | 0 | 0 | 23 |
| KINGMAN, Neal * | 2 | 6 | 2 | 6 | 2 | 2 | 1 | 5 | 6 | 2 | 8 | 4 | 4 | 1 | 0 | 30 |
| PROCTOR, Mike * | 5 | 5 | 0 | 0 | 0 | 0 | 2 | 6 | 8 | 2 | 10 | 2 | 3 | 0 | 1 | 17 |
| MONTGOMERY, T.* | 1 | 1 | 0 | 0 | 0 | 0 | 0 | 3 | 3 | 2 | 2 | 1 | 2 | 0 | 0 | 11 |
| FIGURES, Will | 1 | 10 | 0 | 1 | 4 | 4 | 3 | 2 | 5 | 1 | 6 | 1 | 0 | 0 | 0 | 27 |
| BANKS, Jabril | 4 | 8 | 0 | 0 | 1 | 2 | 5 | 0 | 5 | 1 | 9 | 0 | 2 | 0 | 0 | 22 |
| PENA, John | 3 | 6 | 0 | 2 | 0 | 0 | 1 | 4 | 5 | 5 | 6 | 2 | 4 | 0 | 2 | 22 |
| BEITZEL, Devon | 8 | 13 | 5 | 9 | 0 | 1 | 0 | 2 | 2 | 3 | 21 | 3 | 2 | 0 | 3 | 30 |
| TEAM | | | | | | | | 1 | 1 | | | | | | | |
| Totals..... | 27 | 56 | 9 | 24 | 7 | 9 | 13 | 26 | 39 | 23 | 70 | 17 | 23 | 1 | 6 | 200 |

HOME TEAM: Liberty 8-4

| Player | TOT-FG | | | 3-PT | | | REBOUNDS | | | | | A | TO | BLK | S | MIN |
|------------------|--------|-----|-----|------|----|-----|----------|----|-----|----|----|----|----|-----|---|-----|
| | FG | FGA | FG% | FGA | FT | FTA | OF | DE | TOT | PF | TP | | | | | |
| SMITH, Anthony * | 7 | 15 | 1 | 5 | 8 | 9 | 2 | 2 | 4 | 1 | 23 | 3 | 2 | 1 | 4 | 37 |
| OHMAN, Kyle * | 3 | 8 | 3 | 8 | 2 | 2 | 0 | 3 | 3 | 1 | 11 | 2 | 4 | 0 | 1 | 38 |
| FLOYD, Brolin * | 0 | 4 | 0 | 3 | 3 | 4 | 1 | 7 | 8 | 3 | 3 | 0 | 0 | 0 | 1 | 22 |
| SANDERS, Jesse * | 1 | 2 | 0 | 0 | 4 | 4 | 2 | 2 | 4 | 4 | 6 | 3 | 4 | 0 | 1 | 28 |
| CURRY, Seth * | 12 | 21 | 4 | 8 | 2 | 5 | 0 | 1 | 1 | 2 | 30 | 1 | 0 | 1 | 1 | 40- |
| STEPHENE, Johnny | 0 | 2 | 0 | 0 | 0 | 0 | 0 | 1 | 1 | 0 | 0 | 0 | 0 | 0 | 0 | 20 |
| SUMMERS, Chris | 1 | 1 | 0 | 0 | 0 | 0 | 0 | 0 | 0 | 0 | 2 | 0 | 0 | 0 | 0 | 1 |
| BAKER, Tyler | 0 | 1 | 0 | 0 | 0 | 0 | 0 | 1 | 1 | 0 | 0 | 0 | 1 | 0 | 0 | 5 |
| SMITH, Austin | 0 | 0 | 0 | 0 | 0 | 0 | 0 | 0 | 0 | 2 | 0 | 0 | 0 | 0 | 0 | 2 |
| WEAVER, Bill | 0 | 0 | 0 | 0 | 0 | 0 | 1 | 0 | 1 | 0 | 0 | 1 | 0 | 0 | 0 | 7 |
| TEAM | | | | | | | | 2 | 1 | 3 | | | | | | |
| Totals..... | 24 | 54 | 8 | 24 | 19 | 24 | 8 | 18 | 26 | 14 | 75 | 10 | 11 | 2 | 8 | 200 |

Halftime: UNC 38, Liberty 32; Technical Fouls: LU (Floyd); Officials: Cota (R), Holland, Sorenson; Attendance: 1,345.

Game 13
Las Vegas, Nev.

The Liberty Flames (9-4) received 21 points from Anthony Smith, in the final day of the Findlay Toyota Las Vegas Classic, defeating the USC Upstate Spartans, 77-64. A Seth Curry trey at 17:19 gave the Flames an early 8-3 lead, but the Spartans tied the game after scoring five straight points. A three-point bucket by Josh Chavis and a layup by Bobby Davis knotted the game at eight apiece at the 16:04 mark. Nick Schneiders scored a bucket at 15:08, staking the Spartans to their first lead of the game, 10-8. Liberty retook the lead, 17-13, via a 9-3 spurt, capped by a Curry three-pointer at 12:17. Bill Weaver was the recipient from Johnny Stephene on an ally opp pass at 8:18, pushing Liberty's lead to nine points, 27-18. Weaver's bucket capped a 10-5 run. The Spartans came roaring back, closing out the half on an 18-7 run to take the lead going into the intermission, 36-35. Gabor Boros hit a three-point bucket with 29.1 seconds left, cutting the score to a one point Liberty lead, 35-34. Following the bucket, the Liberty bench was charged with a technical foul at 29.1, and Chavis connected on both free throws. Smith got thing started for the Flames in the second half, scoring Liberty's first 10 points, helping Liberty to a 16-4 run to start the second half. A Smith trey, followed by two Kyle Ohman free throws at 13:30 capped the run, giving the Flames an 11 point lead, 51-40. Liberty continued its surge on the Spartans, going on an 18-7 run to storm out to the 69-47 advantage. A Smith basket and a Stephene bucket on transition at 5:10 capped the streak for the Flames. Stephene's two-pointer pushed the Liberty advantage to 22 points, the largest of the game. At that juncture Liberty head coach Ritchie McKay emptied his bench. USC Upstate ended the final five minutes on a 17-8 run, but it wasn't enough as Liberty grabbed its ninth win of the season. Smith led all scorers with 21 points on 7-of-8, including 3-of-4 from three-point range.

Game 14
Lynchburg, Va.

For the first time in program history, the Liberty Flames (10-4) will celebrate the New Year with 10 wins notched on its belt, as they topped the Cincinnati Christian Golden Eagles (7-6), 86-55, inside the Vines Center. The Flames stormed out to an 11-3 lead, which was capped by a Seth Curry heavily contested jumper from the corner at 15:32. Liberty scored the first five points of the game before Cincinnati Christian tallied a trey by Michael Smith at 17:20. Liberty extended its lead quickly to 15 points, 23-8, via a 12-5 spurt. Jesse Sanders grabbed a loose ball and laid it in at the 10:07 mark, capping the streak. A Curry trey at 6:10 pushed the score to 34-16 in favor of the Flames. The Golden Eagles surged on a quick 6-2 run, via three-point buckets by David Pritchard and Jake Santel, cutting the Liberty advantage to 14 points, 36-22, at the 3:33 mark. An Anthony Smith bucket in the paint at 3:18 halted the Cincinnati Christian run and started a new one for Liberty. Including Smith's bucket, Liberty finished the first stanza on a 10-0 run, taking the 46-22 advantage into the intermission. The Golden Eagles hung with Liberty to start the second stanza, trailing by a point on the Flames' 9-8 advantage to start the game's final period. Vondaze Thornton had the chance to keep Cincinnati Christian even in second half points with Liberty coming out of the break, but he missed the second of a two shot foul at 16:15. His first attempt sank through, cutting the Liberty advantage to 25 points, 55-30. A Curry bucket and four straight Tyler Baker free throws quickly pushed the Liberty lead up to 31 points, 61-30, with 13:52 remaining. The Flames cruised for the remainder of the contest, holding the 31-point lead for the closing 13:52 to grab the 86-55 victory. Curry led all scorers with 21 points on 7-of-13 shooting, including 5-of-9 from beyond the arc. Floyd pulled down a career-high and game-best nine rebounds, while pouring in 14 points. Baker, Smith and Jesse Sanders all chipped in 10 points in the winning cause. Smith's 10 points pushed him past Chris Caldwell (1,391) for 12th all-time in Liberty's annals for points. Smith now has 1,393 career points.

LIBERTY

Game 13
December 23, 2008
Liberty
USC Upstate
77
64

VISITORS: Liberty 1-10

| Player | TOT-FG | | | 3-PT | | | REBOUNDS | | | PF | TP | A | TO | BLK | S | MIN |
|------------------|--------|-----|----|------|----|-----|----------|----|-----|----|----|----|----|-----|---|-----|
| | FG | FGA | FG | FGA | FT | FTA | OF | DE | TOT | | | | | | | |
| SMITH, Anthony * | 7 | 8 | 3 | 4 | 4 | 6 | 0 | 7 | 7 | 1 | 21 | 4 | 3 | 0 | 1 | 32 |
| OHMAN, Kyle * | 2 | 7 | 2 | 6 | 2 | 2 | 0 | 3 | 3 | 2 | 8 | 3 | 1 | 0 | 2 | 32 |
| FLOYD, Brolin * | 0 | 1 | 0 | 0 | 0 | 0 | 1 | 1 | 2 | 4 | 0 | 1 | 3 | 0 | 0 | 20 |
| SANDERS, Jesse * | 1 | 3 | 0 | 2 | 2 | 2 | 0 | 1 | 1 | 2 | 4 | 2 | 1 | 0 | 1 | 28 |
| CURRY, Seth * | 6 | 13 | 5 | 7 | 1 | 3 | 1 | 2 | 3 | 0 | 18 | 2 | 2 | 0 | 2 | 34 |
| STEPHENE, Johnny | 4 | 4 | 0 | 0 | 6 | 8 | 1 | 2 | 3 | 0 | 14 | 4 | 1 | 0 | 0 | 23 |
| SUMMERS, Chris | 0 | 0 | 0 | 0 | 0 | 0 | 0 | 1 | 1 | 0 | 0 | 0 | 1 | 0 | 0 | 3 |
| BAKER, Tyler | 2 | 2 | 2 | 2 | 2 | 2 | 0 | 1 | 1 | 5 | 8 | 0 | 0 | 0 | 0 | 11 |
| SPENCER, James | 0 | 0 | 0 | 0 | 0 | 0 | 0 | 0 | 0 | 1 | 0 | 0 | 0 | 0 | 0 | 4 |
| SMITH, Austin | 1 | 2 | 0 | 0 | 0 | 0 | 0 | 1 | 1 | 2 | 2 | 0 | 1 | 0 | 0 | 7 |
| WEAVER, Bill | 1 | 1 | 0 | 0 | 0 | 0 | 1 | 0 | 1 | 0 | 2 | 1 | 1 | 0 | 0 | 6 |
| TEAM | | | | | | | | | 1 | | 1 | | | | | |
| Totals..... | 24 | 41 | 12 | 21 | 17 | 23 | 5 | 19 | 24 | 17 | 77 | 17 | 14 | 0 | 6 | 200 |

HOME TEAM: USC Upstate 9-4

| Player | TOT-FG | | | 3-PT | | | REBOUNDS | | | PF | TP | A | TO | BLK | S | MIN |
|------------------|--------|-----|----|------|----|-----|----------|----|-----|----|----|----|----|-----|---|-----|
| | FG | FGA | FG | FGA | FT | FTA | OF | DE | TOT | | | | | | | |
| BOROS, Gabor * | 2 | 7 | 2 | 6 | 0 | 0 | 2 | 1 | 3 | 1 | 6 | 2 | 1 | 0 | 1 | 23 |
| SCHNEIDERS, N. * | 4 | 4 | 0 | 0 | 2 | 4 | 1 | 1 | 2 | 5 | 10 | 0 | 3 | 2 | 0 | 20 |
| CHAVIS, Josh * | 3 | 10 | 3 | 10 | 2 | 2 | 0 | 0 | 0 | 1 | 11 | 2 | 2 | 0 | 0 | 37 |
| UZOCHUKWU, M. * | 4 | 10 | 1 | 4 | 0 | 0 | 2 | 2 | 4 | 2 | 9 | 1 | 1 | 0 | 0 | 29 |
| DAVIS, Bobby * | 5 | 7 | 0 | 0 | 4 | 5 | 3 | 8 | 11 | 1 | 14 | 7 | 4 | 0 | 1 | 40 |
| RICH, Zac | 1 | 0 | 0 | 0 | 0 | 0 | 0 | 0 | 1 | 0 | 0 | 0 | 0 | 0 | 0 | 1 |
| REIFF, Lucas | 1 | 1 | 1 | 1 | 0 | 0 | 1 | 0 | 1 | 0 | 3 | 0 | 0 | 0 | 0 | 6 |
| POSEY, Pat | 3 | 6 | 0 | 1 | 3 | 7 | 1 | 1 | 2 | 1 | 9 | 2 | 4 | 0 | 1 | 16 |
| COOK, Carter | 0 | 1 | 0 | 1 | 0 | 0 | 0 | 0 | 0 | 3 | 0 | 1 | 1 | 0 | 0 | 9 |
| ROGERS, Chalmers | 1 | 5 | 0 | 0 | 0 | 0 | 4 | 1 | 5 | 3 | 2 | 0 | 1 | 0 | 0 | 19 |
| TEAM | | | | | | | | | | | | | | | | |
| Totals..... | 23 | 52 | 7 | 23 | 11 | 18 | 14 | 14 | 28 | 18 | 64 | 15 | 17 | 2 | 3 | 200 |

Halftime: USC Upstate 35, Liberty 36; Technical Fouls: LU (Bench), UPSTATE (Schneiders); Officials: Cota (R), Holland, Nelson; Attendance: 1,432.

Game 14
December 28, 2008
Cincinnati Christian
Liberty
55
86

VISITORS: Cincinnati Christian 7-6

| Player | TOT-FG | | | 3-PT | | | REBOUNDS | | | PF | TP | A | TO | BLK | S | MIN |
|-------------------|--------|-----|----|------|----|-----|----------|----|-----|----|----|----|----|-----|---|-----|
| | FG | FGA | FG | FGA | FT | FTA | OF | DE | TOT | | | | | | | |
| ELLIS, Drew f | 0 | 4 | 0 | 2 | 0 | 0 | 1 | 1 | 2 | 0 | 0 | 1 | 1 | 0 | 1 | 20 |
| THORNTON, V. f | 3 | 10 | 0 | 2 | 1 | 3 | 1 | 4 | 5 | 2 | 7 | 0 | 1 | 1 | 1 | 29 |
| CALLOWAY, T. c | 0 | 0 | 0 | 0 | 0 | 0 | 0 | 0 | 0 | 0 | 0 | 0 | 0 | 0 | 0 | 3 |
| McGUIRE, Tommy g | 0 | 3 | 0 | 2 | 1 | 3 | 1 | 0 | 1 | 2 | 1 | 6 | 6 | 0 | 0 | 32 |
| SANTEL, Jake g | 6 | 18 | 2 | 8 | 1 | 3 | 0 | 4 | 4 | 2 | 15 | 1 | 3 | 1 | 0 | 34 |
| PRITCHARD, David | 3 | 6 | 3 | 5 | 0 | 0 | 1 | 3 | 4 | 3 | 9 | 0 | 3 | 0 | 0 | 24 |
| SMITH, Michael | 1 | 1 | 1 | 1 | 0 | 1 | 0 | 1 | 1 | 1 | 3 | 1 | 0 | 0 | 0 | 13 |
| HARNEY, Nathanael | 4 | 9 | 1 | 3 | 2 | 2 | 1 | 3 | 4 | 2 | 11 | 4 | 2 | 0 | 0 | 30 |
| WEST, Brett | 3 | 5 | 3 | 4 | 0 | 0 | 3 | 2 | 5 | 3 | 9 | 1 | 2 | 0 | 0 | 15 |
| TEAM | | | | | | | | | 1 | | 3 | | | | | |
| Totals..... | 20 | 56 | 10 | 27 | 5 | 12 | 9 | 21 | 30 | 15 | 55 | 14 | 18 | 2 | 2 | 200 |

HOME TEAM: Liberty 10-4

| Player | TOT-FG | | | 3-PT | | | REBOUNDS | | | PF | TP | A | TO | BLK | S | MIN |
|------------------|--------|-----|----|------|----|-----|----------|----|-----|----|----|----|----|-----|----|-----|
| | FG | FGA | FG | FGA | FT | FTA | OF | DE | TOT | | | | | | | |
| STEPHENE, J. g | 3 | 4 | 0 | 1 | 0 | 0 | 0 | 2 | 2 | 2 | 6 | 3 | 2 | 0 | 2 | 25 |
| OHMAN, Kyle g | 3 | 6 | 2 | 5 | 0 | 0 | 0 | 5 | 5 | 2 | 8 | 3 | 0 | 0 | 2 | 26 |
| FLOYD, Brolin g | 6 | 10 | 0 | 0 | 2 | 2 | 2 | 7 | 9 | 3 | 14 | 4 | 1 | 2 | 0 | 24 |
| SANDERS, Jesse g | 4 | 8 | 1 | 2 | 1 | 2 | 5 | 3 | 8 | 1 | 10 | 3 | 2 | 2 | 1 | 22 |
| CURRY, Seth g | 7 | 13 | 5 | 9 | 2 | 2 | 0 | 3 | 3 | 0 | 21 | 2 | 1 | 0 | 1 | 30 |
| SUMMERS, Chris | 1 | 3 | 1 | 1 | 0 | 0 | 2 | 1 | 3 | 1 | 3 | 0 | 1 | 0 | 0 | 7 |
| BAKER, Tyler | 3 | 6 | 0 | 2 | 4 | 6 | 1 | 4 | 5 | 4 | 10 | 1 | 2 | 1 | 2 | 14 |
| SPENCER, James | 0 | 0 | 0 | 0 | 0 | 0 | 0 | 1 | 1 | 1 | 0 | 0 | 0 | 0 | 0 | 8 |
| SMITH, Anthony | 5 | 12 | 0 | 4 | 0 | 2 | 1 | 6 | 7 | 1 | 10 | 2 | 1 | 2 | 1 | 23 |
| SMITH, Austin | 1 | 3 | 0 | 0 | 0 | 0 | 0 | 0 | 0 | 0 | 2 | 0 | 0 | 0 | 2 | 7 |
| WEAVER, Bill | 1 | 2 | 0 | 0 | 0 | 2 | 2 | 0 | 2 | 1 | 2 | 0 | 1 | 0 | 1 | 14 |
| TEAM | | | | | | | | | 2 | | 2 | | | | | |
| Totals..... | 34 | 67 | 9 | 24 | 9 | 16 | 15 | 32 | 47 | 16 | 86 | 18 | 11 | 7 | 12 | 200 |

Halftime: Liberty 46, Cincinnati Christian 22; Technical Fouls: none; Officials: Jason Page (R), Greg Dandridge, Michael Baudinet; Attendance: 922.

**Game 15
Rock Hill, S.C.**

The Liberty Flames (10-5, 1-2 BSC) had an opportunity in the final seconds to capture a road victory, but couldn't secure the game at the free throw line, as they fell, 59-57, to the Winthrop Eagles (2-10, 1-2 BSC), inside the Winthrop Coliseum. Reggie Middleton broke a scoreless tie at 18:42 when his jumper from the elbow took three caroms off the cylinder before dropping in, giving the Eagles an early 2-0 lead. The Flames rattled off an 8-2 run, taking the four-point lead, 8-4, courtesy of three Seth Curry free throws at 15:39. Winthrop came roaring back, tying the game at 12 apiece, netting eight of the game's next 12 points. A George Valentine putback at 10:15 capped the streak. Liberty rode back-to-back-to-back three-pointers, one by Curry and two by Anthony Smith to take the 21-17 lead. Smith's second in a row capped the 9-4 run at 7:25. Winthrop closed out the half on a tear, scoring the final seven-straight points, taking a one-point advantage into the intermission, 26-25. Valentine ended the first half scoring with a bucket in the paint with 59.3 seconds left. A bucket by Smith and a Kyle Ohman jumper off the glass at 2:13, tied the game, 55-55. But, Stanley scored again, this time in the paint at 1:10, giving Winthrop a two point advantage, 57-55. Tyler Baker was fouled with 46 seconds left, sending the Albuquerque, N.M., native to the line for two free throws and a chance to tie the game. Baker missed the second free throw, leaving Liberty with a one-point deficit, 57-56. Curry missed a runner in the lane with 10 seconds left and fouled Charles Corbin when the Winthrop forward came down with the board. Corbin missed the second attempt from the one-in-one opportunity. On transition, Faison grabbed Smith on his shot attempt from the wing with 1.1 seconds left. Smith made the first free throw attempt, once again cutting the lead to one point, 58-57. Smith's final attempt rimmed out and into the waiting hands of Corbin. Baker fouled Corbin with 1.0 seconds left. Corbin once again made the first end of the one-in-one attempt, but missing the second. Ohman tried to heave the rebound, but the attempt fell harmlessly, ending a 10-game losing streak for Winthrop. Smith led all scorers with 24 points on 9-of-14 shooting. Curry tallied 18 makers, while Brolin Floyd pulled down a team-high eight rebounds.

**Game 16
Clinton, S.C.**

Seth Curry's trey as time expired in overtime forced a second extra frame, but the Liberty Flames (10-6, 1-3 BSC) couldn't hold on during the second extended period, dropping their second straight contest away from home, 67-66, to the Presbyterian Blue Hose (6-9, 3-1 BSC), inside the Templeton Center. Anthony Smith sent the Flames into overtime with a trey with 10 second remaining in regulation, via Kyle Ohman pass. A stellar defensive effort on the Flames' behalf, limited the Blue Hose from attempting a shot in the closing 10 ticks. Josh Johnson put Presbyterian up by a point, 52-51, in the first overtime when he made one-of-two free throws at 4:20. An Ohman trey at 3:45 staked the Flames to a two point advantage, 54-52. Miller retaliated with a three-pointer of his own at 2:23, retaking the lead for the Blue Hose, 55-54. Tyler Baker was fouled with 30 seconds left by Coleman, sending the redshirt junior to the line for two shots. Baker sank the back end of the two-shot foul, tying the game at 55-55. Johnson, with a hand in his face, looked to take would-be game-winning shot with six seconds left, as his trey sailed through the net, giving Presbyterian the three point lead, 58-55. In quick transition, Curry, from the right wing, pumped faked Johnson, who went flying by, giving the freshman a wide-open look. Curry buried his first three of the game, as the ball crisply went through the net as time expired, sending the game to a second overtime. Presbyterian started things off with a three-point bucket by Pierre Miller with 4:09 remaining in the second overtime, staking the Blue Hose to a 61-58 advantage. The Flames struck right back with a three-point bucket by Smith at 3:57, knotting the game once again, this time at 61-61. Curry then put Liberty up three points, 64-61, when he was fouled on a jumper from the elbow, making the shot and the ensuring free throw at 2:54. Coleman cut the Blue Hose's deficit to one point, 64-63, when he tallied both markers on his two shot foul at 2:30. Miller made the second free throw after being fouled by Jesse Sanders at 1:52, tying the game at 64-64. Liberty briefly took the lead back, 66-64, when Floyd tipped in a Johnny Stephene miss with 55 seconds left. The heroics were not done for Presbyterian, as Miller drained a three-pointer with 28 seconds left, giving the Blue Hose a narrow 67-66 advantage. And that is where the score would remain, as Curry missed a three-point attempt that was batted away into Smith's hands. Smith threw the desperation attempt up as time expired to no avail, sending the Blue Hose to the dramatic victory. Smith led all scorers with 27 points on 9-of-15 shooting, including 5-of-8 from three-point range. Curry added 15 points, while Ohman and Floyd chipped in eight points each. Smith racked up his seventh career double-double with a career-high 12 rebounds.

LIBERTY

Game 15
January 3, 2009 Liberty 57
Winthrop 59

VISITORS: Liberty 10-5, 1-2 BSC

| Player | TOT-FG | | | 3-PT FGA FT | REBOUNDS | | | | | | | | | | | | |
|------------------|--------|-----|----|-------------|----------|----|----|-----|----|----|----|----|-----|---|-----|----|-----|
| | FG | FGA | FG | | FTA | OF | DE | TOT | PF | TP | A | TO | BLK | S | MIN | | |
| SMITH, Anthony | g | 9 | 14 | 4 | 7 | 2 | 4 | 0 | 3 | 3 | 1 | 24 | 0 | 2 | 0 | 2 | 38 |
| OHMAN, Kyle | g | 3 | 8 | 0 | 4 | 0 | 0 | 2 | 3 | 5 | 4 | 6 | 2 | 1 | 0 | 0 | 29 |
| FLOYD, Brolin | g | 1 | 3 | 0 | 0 | 0 | 0 | 3 | 5 | 8 | 1 | 2 | 3 | 1 | 0 | 0 | 21 |
| SANDERS, Jesse | g | 1 | 2 | 0 | 1 | 2 | 2 | 0 | 2 | 2 | 2 | 4 | 5 | 0 | 0 | 3 | 33 |
| CURRY, Seth | g | 5 | 17 | 3 | 11 | 5 | 5 | 0 | 1 | 1 | 18 | 2 | 1 | 1 | 1 | 40 | |
| STEPHENE, Johnny | | 0 | 1 | 0 | 1 | 0 | 0 | 1 | 0 | 1 | 1 | 0 | 1 | 1 | 0 | 13 | |
| BAKER, Tyler | | 0 | 3 | 0 | 2 | 1 | 2 | 0 | 2 | 3 | 1 | 1 | 1 | 0 | 1 | 17 | |
| SMITH, Austin | | 1 | 1 | 0 | 0 | 0 | 0 | 0 | 0 | 1 | 2 | 0 | 0 | 0 | 0 | 5 | |
| WEAVER, Bill | | 0 | 0 | 0 | 0 | 0 | 2 | 1 | 3 | 0 | 0 | 0 | 1 | 0 | 0 | 4 | |
| TEAM | | | | | | | 2 | | 1 | | 3 | | | | | | |
| Totals..... | | 20 | 49 | 7 | 26 | 10 | 13 | 10 | 18 | 28 | 14 | 57 | 14 | 7 | 2 | 6 | 200 |

HOME TEAM: Winthrop 2-10, 1-2 BSC

| Player | TOT-FG | | | 3-PT FGA FT | REBOUNDS | | | | | | | | | | | | |
|-------------------|--------|-----|----|-------------|----------|----|----|-----|----|----|----|----|-----|----|-----|----|-----|
| | FG | FGA | FG | | FTA | OF | DE | TOT | PF | TP | A | TO | BLK | S | MIN | | |
| STANLEY, C. | f | 3 | 10 | 1 | 3 | 0 | 0 | 4 | 1 | 5 | 2 | 7 | 0 | 2 | 0 | 0 | 23 |
| ROBINSON, M. | f | 2 | 5 | 0 | 0 | 0 | 3 | 5 | 5 | 10 | 3 | 4 | 1 | 2 | 1 | 1 | 27 |
| CORBIN, Charles | f | 3 | 5 | 0 | 0 | 6 | 8 | 3 | 5 | 8 | 2 | 12 | 0 | 2 | 0 | 1 | 33 |
| MIDDLETON, R. | g | 4 | 10 | 2 | 6 | 0 | 0 | 1 | 2 | 3 | 0 | 10 | 4 | 2 | 0 | 1 | 30 |
| JONES, Andre | g | 1 | 4 | 0 | 2 | 0 | 0 | 1 | 2 | 3 | 2 | 2 | 1 | 0 | 0 | 11 | |
| DAVIS, Raymond | | 0 | 0 | 0 | 0 | 0 | 0 | 0 | 0 | 0 | 2 | 0 | 2 | 0 | 0 | 13 | |
| BURTON, Justin | | 1 | 3 | 0 | 1 | 2 | 2 | 0 | 0 | 0 | 4 | 3 | 0 | 0 | 0 | 10 | |
| FAISON, Byron | | 6 | 12 | 4 | 7 | 0 | 0 | 0 | 1 | 1 | 2 | 16 | 4 | 0 | 0 | 29 | |
| MALCOLM, Chris | | 0 | 0 | 0 | 0 | 0 | 2 | 2 | 0 | 2 | 0 | 0 | 2 | 0 | 0 | 7 | |
| VALENTINE, George | | 2 | 3 | 0 | 0 | 0 | 0 | 0 | 3 | 2 | 4 | 0 | 2 | 0 | 0 | 17 | |
| TEAM | | | | | | | 2 | | 2 | | 4 | | | | | | |
| Totals..... | | 22 | 52 | 7 | 19 | 8 | 15 | 18 | 21 | 39 | 15 | 59 | 16 | 13 | 1 | 3 | 200 |

Halftime:Winthrop 26, Liberty 25; Technical Fouls: LU (Ohman), WU (Robinson); Officials:Ken Pike (R), Kevin Scott, Bruce Rothwell; Attendance: 2,609.

Game 16
January 5, 2009 Liberty 66
Presbyterian 67 2OT

VISITORS: Liberty 10-6, 1-3 BSC

| Player | TOT-FG | | | 3-PT FGA FT | REBOUNDS | | | | | | | | | | | | |
|------------------|--------|-----|----|-------------|----------|----|----|-----|----|----|----|----|-----|----|-----|----|-----|
| | FG | FGA | FG | | FTA | OF | DE | TOT | PF | TP | A | TO | BLK | S | MIN | | |
| SMITH, Anthony | * | 9 | 15 | 5 | 8 | 4 | 6 | 4 | 8 | 12 | 2 | 27 | 1 | 3 | 0 | 1 | 45 |
| OHMAN, Kyle | * | 3 | 9 | 2 | 5 | 0 | 0 | 1 | 3 | 4 | 3 | 8 | 3 | 1 | 2 | 1 | 49 |
| FLOYD, Brolin | * | 4 | 7 | 0 | 1 | 0 | 0 | 5 | 6 | 11 | 4 | 8 | 1 | 1 | 0 | 1 | 31 |
| SANDERS, Jesse | * | 2 | 7 | 1 | 2 | 0 | 0 | 1 | 3 | 4 | 5 | 3 | 4 | 0 | 1 | 32 | |
| CURRY, Seth | * | 6 | 20 | 1 | 7 | 2 | 2 | 0 | 3 | 3 | 1 | 15 | 2 | 2 | 0 | 2 | 44 |
| STEPHENE, Johnny | | 0 | 5 | 0 | 2 | 2 | 3 | 2 | 1 | 3 | 2 | 2 | 3 | 2 | 0 | 2 | 30 |
| BAKER, Tyler | | 0 | 2 | 0 | 1 | 1 | 2 | 0 | 0 | 0 | 2 | 1 | 0 | 3 | 0 | 0 | 10 |
| SPENCER, James | | 0 | 0 | 0 | 0 | 0 | 0 | 0 | 1 | 1 | 0 | 0 | 0 | 0 | 0 | 1 | 3 |
| SMITH, Austin | | 0 | 0 | 0 | 0 | 0 | 0 | 0 | 0 | 0 | 0 | 0 | 0 | 0 | 0 | 0 | 2 |
| WEAVER, Bill | | 0 | 0 | 0 | 0 | 0 | 0 | 0 | 0 | 0 | 0 | 0 | 0 | 0 | 0 | 0 | 4 |
| TEAM | | | | | | | 4 | | 2 | | 6 | | | | | | |
| Totals..... | | 24 | 65 | 9 | 26 | 9 | 13 | 17 | 27 | 44 | 19 | 66 | 13 | 16 | 2 | 9 | 250 |

HOME TEAM: Presbyterian 6-9, 3-1 BSC

| Player | TOT-FG | | | 3-PT FGA FT | REBOUNDS | | | | | | | | | | | | |
|----------------|--------|-----|----|-------------|----------|----|----|-----|----|----|----|----|-----|----|-----|---|-----|
| | FG | FGA | FG | | FTA | OF | DE | TOT | PF | TP | A | TO | BLK | S | MIN | | |
| MILLER, Pierre | * | 7 | 12 | 7 | 10 | 1 | 2 | 3 | 1 | 4 | 2 | 22 | 2 | 3 | 0 | 2 | 50 |
| JOHNSON, Josh | * | 6 | 16 | 3 | 7 | 2 | 5 | 0 | 6 | 6 | 4 | 17 | 5 | 1 | 3 | 3 | 50 |
| HOLMES, Chase | * | 4 | 15 | 0 | 6 | 0 | 0 | 3 | 6 | 9 | 2 | 8 | 2 | 6 | 0 | 3 | 48 |
| COLEMAN, A. | * | 3 | 8 | 0 | 0 | 6 | 6 | 4 | 9 | 13 | 4 | 12 | 0 | 2 | 2 | 1 | 45 |
| SLIGH, Travis | * | 4 | 9 | 0 | 0 | 0 | 1 | 3 | 2 | 5 | 1 | 8 | 1 | 2 | 0 | 0 | 42 |
| GIBBS, Aaron | | 0 | 1 | 0 | 0 | 0 | 0 | 0 | 3 | 3 | 3 | 0 | 0 | 0 | 1 | 0 | 15 |
| TEAM | | | | | | | 1 | | 1 | | 1 | | | | | | |
| Totals..... | | 24 | 61 | 10 | 23 | 9 | 14 | 14 | 27 | 41 | 16 | 67 | 10 | 15 | 6 | 9 | 250 |

Halftime:Presbyterian 31, Liberty 28; Technical Fouls: none; Officials:Rick Ridenhour (R), Dave Davis, Mike Lazo; Attendance: 489.

**Game 17
Lynchburg, Va.**

Four players scored in double figures, led by Seth Curry and his 27 points, as the Liberty Flames (11-6, 2-3 BSC) defeated the Charleston Southern Buccaneers (5-9, 1-3 BSC), 79-60, inside the Vines Center. Kelvin Martin tallied a bucket at 18:09 to mark the contest's first scoring, but the two-pointer was promptly followed by eight straight Liberty points to give the Flames the lead. Brolin Floyd tallied a bucket, followed by two three-point buckets by Curry, his second capping the streak at 16:31, giving the Flames an 8-2 lead. The Flames and Buccaneers traded buckets, which was then followed by six straight Charleston Southern points, tying the score at 12-12. A Giedrius Knysas bucket capped the run at 13:09. Four straight free throws by Floyd, followed by a Tyler Baker and Curry bucket was part of eight straight Liberty points, starting a 10-2 run. A Baker bucket at 8:05 capped the spurt, giving the Flames the lead for the remainder of the first half, 22-14. A Jamarc Warren bucket at 4:48 brought Charleston Southern to within five points, 29-24, via a 10-5 jaunt. Two Curry free throws and an Anthony Smith dunk at 3:52 extended the Flames' lead up to nine points, 33-24. Charleston Southern then scored five straight points to cut the Liberty lead down to four points, 33-29. A Knysas bucket at 1:22 ended the scoring spurt. Curry would add a field goal at 1:00 to finish the first half scoring, sending Liberty into the intermission with a six point lead, 35-29. Warren scored seven straight points and Knysas tallied two markers in the paint to help Charleston Southern score nine unanswered points to open the second half, storming to a four point lead, 39-35, the Buccaneers' first since opening two minutes of the game. Smith hit a trey and then connected on a free throw for an old-fashioned three-point play at 16:24 to give Liberty the lead back at 41-39. Johnny Stephene tallied a lay-up at 16:01, capping eight straight Liberty points, giving the Flames' a four point lead, 43-39. Two Omar Carter buckets cut the Liberty advantage to two points, 45-43, his second coming at 14:48. Carter completed the three-point play with a free throw at 13:45, giving Charleston Southern a one point lead, 48-47, finishing off a 5-2 spurt. Charleston Southern's last advantage of the game didn't last too long, one Liberty possession to be exact, as a Curry bucket in the lane regained the lead for the Flames, 49-48, with 13:27 left to play. Curry's two-pointer jumped started a 32-12 Liberty run to close the game. Pacing the Flames with 27 points was Curry, his highest total this season inside the Vines Center.

**Game 18
Lynchburg, Va.**

Brolin Floyd and Seth Curry each tallied a team-high 15 points, leading the Liberty Flames (12-6, 3-3 BSC) to victory, 68-55, over the Coastal Carolina Chanticleers (7-10, 1-4 BSC), inside the Vines Center. Coastal Carolina stormed out to an early 11-4 lead, which included six points by Joseph Harris. The run was capped by a bucket on a Harris spin move in the post at 12:56. Bill Weaver tallied a bucket on a Johnny Stephene pass at 10:08, cutting the Chanticleers' lead to three points, 13-10. Weaver's bucket capped a 6-2 spurt for the Flames. Baskets by Dexter Moore and another by Harris quickly extended the Flames' deficit to eight points, 18-10, with 8:36 left in the opening stanza. However, Liberty quickly countered, going on a 12-6 run to cut the Chanticleers' lead to two points, 24-22. Stephene's wide-open trey completed the run with 4:21 remaining. Mario Edwards retallied with a trey of his own on Coastal Carolina's next possession, move its lead to five points, 27-22, with 3:50 remaining in the first period. The Flames then exploded by running off a 13-2 outburst in the opening stanza's final two minutes to take a six point lead into the intermission, 35-29. Kyle Ohman nailed a triple to bring the hosts within two points, 27-25. Curry then completed an old fashioned three-point play at 2:18, prompting a streak of 10 straight Liberty markers. The Chanticleers tried to close their deficit on their final possession, but a Mario Sisinni pass was intercepted by Ohman, who found Floyd for a dunk as time expired, sending Liberty into the break up six points, 35-29. A Curry putback at 19:44 extended Liberty's lead to eight points, 37-29, coming out of the break. However, Coastal Carolina scored the next eight points to knot the game at 37-37. Two Harris buckets and a couple free throws by Anthony Breeze capped the burst at 16:31. Liberty answered with a 12-3 run to retake the lead. A Stephene layup at 12:10 capped the run, as the Flames took the nine point lead, 49-40. Liberty extended its lead to 15 points, 66-51, after Floyd sank two free throws with 1:05 remaining. Coastal Carolina wouldn't get any closer than 13 points in the final minute, as the Flames held on for the home victory. Floyd and Curry each tallied 15 points in the winning cause. Floyd's point total tied his career high he set in the season opener against Montreat. Smith chipped in 14 points on 5-of-8 shooting, including 4-of-6 from three-point land. Ohman pulled down a team-high seven rebounds, while dishing out six assists and grabbing two steals.

LIBERTY

Game 17
January 10, 2009
Charleston Southern
Liberty
60
79

VISITORS: Charleston Southern 5-9, 1-3 BSC

| Player | TOT-FG | | | 3-PT FGA FT | FTA OF | REBOUNDS | | | | PF | TP | A | TO | BLK | S | MIN |
|------------------|--------|-----|----|-------------|--------|----------|-----|----|----|----|----|---|----|-----|----|-----|
| | FG | FGA | FG | | | DE | TOT | PF | TP | | | | | | | |
| MARTIN, Kelvin f | 2 | 7 | 0 | 1 | 0 | 0 | 1 | 4 | 5 | 2 | 4 | 0 | 6 | 3 | 0 | 26 |
| LAMB, Joelf | 1 | 9 | 0 | 3 | 0 | 3 | 2 | 5 | 3 | 2 | 4 | 1 | 0 | 1 | 26 | |
| KNYSAS, G. c | 5 | 7 | 0 | 0 | 0 | 3 | 4 | 4 | 8 | 2 | 10 | 1 | 1 | 0 | 0 | 33 |
| WARREN, J. g | 8 | 17 | 4 | 11 | 4 | 6 | 0 | 6 | 6 | 2 | 24 | 1 | 3 | 0 | 2 | 40 |
| BAILEY, Tovi g | 0 | 3 | 0 | 2 | 0 | 0 | 0 | 0 | 0 | 2 | 0 | 1 | 1 | 0 | 0 | 18 |
| KNIGHT, JT | 2 | 3 | 0 | 1 | 1 | 0 | 1 | 1 | 3 | 5 | 1 | 3 | 0 | 1 | 15 | |
| GOODS, Quinton | 0 | 0 | 0 | 0 | 0 | 0 | 0 | 0 | 0 | 0 | 0 | 0 | 0 | 0 | 0 | 4 |
| JOHNSON, Austin | 2 | 4 | 0 | 2 | 0 | 1 | 0 | 1 | 1 | 2 | 4 | 0 | 1 | 0 | 0 | 11 |
| CARTER, Omar | 4 | 9 | 0 | 3 | 3 | 3 | 3 | 4 | 7 | 0 | 11 | 1 | 1 | 0 | 2 | 27 |
| TEAM | | | | | | | | 3 | 6 | | | | | 1 | | |
| Totals..... | 24 | 59 | 4 | 23 | 8 | 14 | 14 | 25 | 39 | 16 | 60 | 9 | 18 | 3 | 6 | 200 |

HOME TEAM: Liberty 11-6, 2-3 BSC

| Player | TOT-FG | | | 3-PT FGA FT | FTA OF | REBOUNDS | | | | PF | TP | A | TO | BLK | S | MIN |
|------------------|--------|-----|----|-------------|--------|----------|-----|----|----|----|----|----|----|-----|---|-----|
| | FG | FGA | FG | | | DE | TOT | PF | TP | | | | | | | |
| SMITH, Anthony g | 5 | 10 | 2 | 6 | 1 | 1 | 1 | 5 | 6 | 2 | 13 | 5 | 2 | 1 | 2 | 35 |
| OHMAN, Kyle g | 3 | 13 | 3 | 9 | 2 | 2 | 0 | 2 | 2 | 0 | 11 | 3 | 1 | 0 | 1 | 27 |
| FLOYD, Brolin g | 4 | 5 | 0 | 0 | 4 | 5 | 2 | 1 | 3 | 4 | 12 | 3 | 0 | 0 | 1 | 24 |
| SANDERS, Jesse g | 3 | 9 | 0 | 1 | 0 | 0 | 2 | 4 | 6 | 3 | 6 | 2 | 0 | 0 | 2 | 26 |
| CURRY, Seth g | 11 | 18 | 3 | 9 | 2 | 2 | 1 | 2 | 3 | 0 | 27 | 1 | 3 | 0 | 0 | 34 |
| STEPHENE, Johnny | 2 | 3 | 0 | 1 | 0 | 0 | 0 | 1 | 1 | 0 | 4 | 3 | 1 | 0 | 0 | 18 |
| SUMMERS, Chris | 0 | 0 | 0 | 0 | 0 | 0 | 0 | 0 | 0 | 0 | 0 | 0 | 0 | 1 | 0 | 1 |
| BAKER, Tyler | 2 | 3 | 0 | 1 | 2 | 2 | 1 | 4 | 5 | 1 | 6 | 2 | 0 | 0 | 1 | 15 |
| SPENCER, James | 0 | 0 | 0 | 0 | 0 | 0 | 0 | 2 | 2 | 1 | 0 | 0 | 0 | 0 | 0 | 8 |
| SMITH, Austin | 0 | 0 | 0 | 0 | 0 | 1 | 0 | 0 | 0 | 1 | 0 | 0 | 0 | 0 | 0 | 4 |
| WEAVER, Bill | 0 | 1 | 0 | 0 | 0 | 0 | 0 | 1 | 1 | 0 | 0 | 0 | 0 | 0 | 1 | 8 |
| TEAM | | | | | | | | 2 | 3 | 5 | | | | 1 | | |
| Totals..... | 30 | 62 | 8 | 27 | 11 | 13 | 9 | 25 | 34 | 12 | 79 | 19 | 9 | 1 | 8 | 200 |

Halftime: Liberty 35, Charleston Southern 29; Technical Fouls: none; Officials: Charles Watson (R), Michael Baudinet, Eric Peterson; Attendance: 3,047.

Game 18
January 12, 2009
Coastal Carolina
Liberty
55
68

VISITORS: Coastal Carolina 7-10, 1-4 BSC

| Player | TOT-FG | | | 3-PT FGA FT | FTA OF | REBOUNDS | | | | PF | TP | A | TO | BLK | S | MIN |
|------------------|--------|-----|----|-------------|--------|----------|-----|----|----|----|----|----|----|-----|---|-----|
| | FG | FGA | FG | | | DE | TOT | PF | TP | | | | | | | |
| HARRIS, Joseph f | 9 | 18 | 0 | 0 | 1 | 3 | 4 | 7 | 11 | 1 | 19 | 2 | 5 | 0 | 3 | 35 |
| JOHNSON, Logan f | 2 | 5 | 0 | 1 | 0 | 0 | 1 | 4 | 5 | 1 | 4 | 8 | 3 | 0 | 2 | 30 |
| PACK, Jon c | 0 | 1 | 0 | 0 | 1 | 2 | 1 | 2 | 3 | 3 | 1 | 0 | 1 | 0 | 0 | 20 |
| SISINNI, Mario g | 3 | 11 | 2 | 7 | 0 | 0 | 1 | 2 | 3 | 3 | 8 | 2 | 2 | 0 | 0 | 37 |
| SEXTON, Steven g | 1 | 5 | 1 | 5 | 0 | 0 | 0 | 0 | 0 | 0 | 3 | 1 | 0 | 0 | 0 | 18 |
| STEGER, Darius | 0 | 1 | 0 | 1 | 0 | 0 | 0 | 0 | 0 | 2 | 0 | 1 | 0 | 0 | 0 | 2 |
| MOORE, Dexter | 3 | 6 | 2 | 5 | 0 | 0 | 0 | 0 | 0 | 3 | 8 | 0 | 2 | 0 | 1 | 15 |
| EDWARDS, Mario | 3 | 6 | 2 | 4 | 0 | 0 | 0 | 3 | 3 | 1 | 8 | 2 | 2 | 0 | 2 | 28 |
| BREEZE, Anthony | 1 | 1 | 0 | 0 | 2 | 2 | 2 | 0 | 2 | 4 | 4 | 1 | 4 | 0 | 0 | 15 |
| TEAM | | | | | | | | 3 | 3 | | | | | | | |
| Totals..... | 22 | 54 | 7 | 23 | 4 | 7 | 12 | 18 | 30 | 18 | 55 | 17 | 19 | 0 | 8 | 200 |

HOME TEAM: Liberty 12-6, 3-3 BSC

| Player | TOT-FG | | | 3-PT FGA FT | FTA OF | REBOUNDS | | | | PF | TP | A | TO | BLK | S | MIN |
|------------------|--------|-----|----|-------------|--------|----------|-----|----|----|----|----|----|----|-----|----|-----|
| | FG | FGA | FG | | | DE | TOT | PF | TP | | | | | | | |
| SMITH, Anthony g | 5 | 8 | 4 | 6 | 0 | 1 | 0 | 5 | 5 | 1 | 14 | 0 | 4 | 0 | 3 | 38 |
| OHMAN, Kyle g | 1 | 7 | 1 | 6 | 0 | 0 | 1 | 6 | 7 | 2 | 3 | 6 | 2 | 0 | 2 | 36 |
| FLOYD, Brolin g | 6 | 9 | 0 | 1 | 3 | 4 | 2 | 2 | 4 | 3 | 15 | 0 | 3 | 0 | 2 | 29 |
| SANDERS, Jesse g | 2 | 3 | 1 | 2 | 4 | 7 | 3 | 2 | 5 | 3 | 9 | 2 | 1 | 0 | 1 | 25 |
| CURRY, Seth g | 5 | 13 | 0 | 6 | 5 | 6 | 2 | 1 | 3 | 1 | 15 | 1 | 0 | 0 | 2 | 38 |
| STEPHENE, Johnny | 3 | 3 | 1 | 1 | 1 | 1 | 2 | 3 | 5 | 3 | 8 | 3 | 5 | 0 | 0 | 12 |
| SUMMERS, Chris | 0 | 0 | 0 | 0 | 0 | 0 | 0 | 0 | 0 | 0 | 0 | 0 | 0 | 0 | 0 | 1 |
| BAKER, Tyler | 0 | 3 | 0 | 2 | 0 | 0 | 0 | 0 | 0 | 0 | 0 | 0 | 0 | 1 | 0 | 6 |
| SPENCER, James | 0 | 0 | 0 | 0 | 0 | 2 | 0 | 1 | 1 | 0 | 2 | 0 | 0 | 0 | 1 | 10 |
| SMITH, Austin | 0 | 0 | 0 | 0 | 0 | 0 | 0 | 1 | 1 | 0 | 0 | 0 | 0 | 0 | 0 | 1 |
| WEAVER, Bill | 2 | 2 | 0 | 0 | 0 | 0 | 0 | 0 | 0 | 0 | 4 | 0 | 2 | 0 | 0 | 4 |
| TEAM | | | | | | | | | | | | | | | | |
| Totals..... | 24 | 48 | 7 | 24 | 13 | 21 | 10 | 21 | 31 | 14 | 68 | 14 | 17 | 1 | 11 | 200 |

Halftime: Liberty 35, Coastal Carolina 29; Technical Fouls: none; Officials: Mike Eades (R), Jerry Heater, Geoff Brooks; Attendance: 4,810.

Game 19
Lexington, Va.

Seth Curry and Anthony Smith each had career days, as the Liberty Flames (13-6, 4-3 BSC) snapped the VMI Keydets (14-3, 6-1 BSC) winning streak at 10 games, in front of a capacity crowd of 5,029 fans inside Cameron Hall. The gathering at Cameron Hall served as the first capacity crowd in the facility's history, topping previous appearances by North Carolina and a Ralph Samson led Virginia squad. Keith Gabriel stroked a three at 17:33, giving VMI an early five point edge, 7-2. Liberty bounced back quickly, as a Kyle Ohman trey at 14:36 capped an 8-2 run, allowing the Flames to take their first lead on the afternoon, 10-9. The Keydets retook the lead, 23-16, courtesy of a 14-6 jaunt. Chavis Holmes finished off the sprint with a three-point bucket at 11:49. The run include another Gabriel trey and a Willie Bell bucket in the paint. Liberty stormed back, running out to a 10 point lead, 36-26, as the visitors netted 20 of the game's next 23 points. Curry hit three field goals from beyond the arc and punctuated the scoring burst with a two point field goal at 1:21. Curry scored 13 of Liberty's 20 points during the run. Two Gabriel buckets in the closing minute broke up the Liberty sprint, before Anthony Smith grabbed an offensive board after Gabriel blocked a Jesse Sanders shot, placing the ball through the cylinder with 2.2 seconds left. The bucket sent the Flames into the intermission with a nine point lead, 39-30. The Flames pushed their lead up to 13 points, 46-33, scoring 10 of the first 13 points in the second period. Smith tallied a bucket in the paint at 17:17, ending the run. Liberty then extended its lead to 16 points, 55-39, when Curry sank his fourth free consecutive free throw at 13:54. VMI regained its composure and surged back into the contest, cutting its deficit to seven points, 55-48, via nine straight points. Austin Kenon capped the run with a lay-up at 12:08. However, the lane jumper would prove to be as close as the home team would get the remainder of the game. Liberty quickly extended the lead back up to 17 points, 67-50, courtesy of a Sanders old-fashioned three-point play at 9:22, to finish off a 12-2 spurt. Liberty extended the lead up to 20 points, 75-55, via two Ohman makes from the charity stripe at 6:04. Liberty, who leads the Big South in field goal shooting percentage, increases its season average by shooting 53.2 percent (33-of-62) from the floor, while hitting 42.9 percent (9-of-21) of its three-point attempts. The game also marked the eighth contest Liberty has shot over 50 percent from the floor and the 53.2 average is the fifth best on the year. Curry led all scorers with his career-high 35 points on 10-of-15 shooting. Curry went 4-of-6 from three-point range and connected on all 11 of his free throw attempts. Smith pulled down a career-high 17 rebounds to go with his 21 points.

Game 20
High Point, N.C.

The Liberty Flames (14-6, 5-3) scored 14 straight points over the final 1:43 to overcome a nine point deficit and escape with their second straight conference road victory, defeating the High Point Panthers (5-13, 1-7 BSC), 61-56, inside the Millis Athletic Center. A basket by Johnny Stephene broke a 45-45 tie and gave the Flames a 47-45 lead at 7:33 in the second half. It was the last field goal Liberty would score until the game's final seconds. High Point ripped the lead away from the Flames with 11 straight points to take a nine point lead, 56-47. A dunk by Short completed the run at 2:10. After the bucket, High Point did not score again. Liberty ran off 14 straight points to close the contest, as the Panthers did not attempt another field goal in the final two minutes. Trailing by seven points after two Smith free throws, the senior from Plano, Texas was fouled by Barbour on a three-point attempt with 64 seconds remaining. Smith sank all three of his attempts from the charity stripe, cutting the Liberty deficit to four points. On the ensuing High Point possession, Barbour and Singleton collided and fell on top of Sanders facing a half court pressure from the visitors, causing the ball to go out of bounds to the Flames. The High Point turnover set up another three-point bucket from the wing by Smith with 36.1 seconds left to bring Liberty to within one point at 56-55. Making the first of his three thefts in the final 25 seconds, Smith plucked the ball out of David Singleton's hands in front of the High Point bench. On the turnover, the Flames found Ohman on the far wing for a trey, which the junior hit to give Liberty a two point lead, 58-56. Smith followed the triple by snaring the ball from Singleton with 10 seconds, and Seth Curry scored a bucket in transition putting Liberty up by four, 60-56 with 4.7 ticks left on the game clock. High Point called timeout, but the Panthers turned the ball over again when Smith intercepted a Barbour pass, sealing the Liberty victory. Sanders added a free throw with 2.2 seconds left to cap the five point triumph, 61-56. Smith scored 19 second half points and finished with 24.

LIBERTY

Game 19 Liberty 91
January 17, 2009 VMI 80

VISITORS: Liberty 13-6, 4-3

| Player | TOT-FG | | | | | 3-PT | | REBOUNDS | | | | | | | MIN | |
|------------------|--------|-----|----|-----|----|------|----|----------|-----|----|----|----|----|-----|-----|-----|
| | FG | FGA | FG | FGA | FT | FTA | OF | DE | TOT | PF | TP | A | TO | BLK | | S |
| SMITH, Anthony g | 10 | 15 | 1 | 4 | 0 | 0 | 4 | 13 | 17 | 3 | 21 | 1 | 6 | 0 | 1 | 38 |
| OHMAN, Kyle g | 5 | 14 | 3 | 10 | 3 | 4 | 2 | 5 | 7 | 4 | 16 | 1 | 5 | 1 | 1 | 35 |
| FLOYD, Brolin g | 3 | 7 | 1 | 1 | 0 | 0 | 3 | 2 | 5 | 4 | 7 | 2 | 2 | 0 | 0 | 27 |
| SANDERS, Jesse g | 5 | 9 | 0 | 0 | 2 | 3 | 5 | 4 | 9 | 2 | 12 | 8 | 5 | 0 | 2 | 37 |
| CURRY, Seth g | 10 | 15 | 4 | 6 | 11 | 11 | 0 | 6 | 6 | 3 | 35 | 2 | 4 | 1 | 3 | 36 |
| STEPHENE, Johnny | 0 | 2 | 0 | 0 | 0 | 0 | 0 | 1 | 1 | 1 | 0 | 2 | 3 | 0 | 0 | 19 |
| BAKER, Tyler | 0 | 0 | 0 | 0 | 0 | 0 | 0 | 0 | 0 | 0 | 0 | 0 | 0 | 1 | 0 | 1 |
| SPENCER, James | 0 | 0 | 0 | 0 | 0 | 0 | 0 | 0 | 0 | 1 | 0 | 0 | 0 | 0 | 0 | 3 |
| WEAVER, Bill | 0 | 0 | 0 | 0 | 0 | 2 | 1 | 0 | 1 | 0 | 0 | 0 | 0 | 0 | 0 | 4 |
| TEAM | | | | | | | | 2 | | 2 | | | | | | |
| Totals..... | 33 | 62 | 9 | 21 | 16 | 20 | 15 | 33 | 48 | 18 | 91 | 16 | 25 | 3 | 7 | 200 |

HOME TEAM: VMI 14-3, 6-1

| Player | TOT-FG | | | | | 3-PT | | REBOUNDS | | | | | | | MIN | |
|-------------------|--------|-----|----|-----|----|------|----|----------|-----|----|----|---|----|-----|-----|-----|
| | FG | FGA | FG | FGA | FT | FTA | OF | DE | TOT | PF | TP | A | TO | BLK | | S |
| BELL, Willie f | 5 | 10 | 0 | 0 | 4 | 4 | 4 | 3 | 7 | 3 | 14 | 5 | 2 | 2 | 3 | 33 |
| BURKS, Ron f | 1 | 3 | 0 | 0 | 0 | 0 | 0 | 4 | 2 | 2 | 1 | 2 | 0 | 0 | 0 | 23 |
| HOLMES, Chavis g | 7 | 19 | 3 | 7 | 0 | 0 | 1 | 2 | 3 | 2 | 17 | 0 | 2 | 0 | 2 | 35 |
| KENON, Austin g | 7 | 17 | 4 | 11 | 3 | 5 | 2 | 3 | 5 | 3 | 21 | 0 | 3 | 0 | 1 | 35 |
| SPARKS, Michael g | 1 | 2 | 0 | 1 | 0 | 0 | 0 | 1 | 1 | 2 | 2 | 0 | 1 | 0 | 0 | 18 |
| LONON, Adam | 2 | 3 | 0 | 0 | 0 | 0 | 0 | 0 | 0 | 1 | 4 | 1 | 1 | 0 | 1 | 10 |
| BROWNFIELD, Quinn | 0 | 0 | 0 | 0 | 0 | 0 | 0 | 0 | 0 | 1 | 0 | 0 | 1 | 0 | 1 | 7 |
| JOSEY, Carl | 0 | 0 | 0 | 0 | 0 | 0 | 0 | 0 | 0 | 0 | 0 | 0 | 0 | 0 | 0 | 0+ |
| GABRIEL, Keith | 4 | 15 | 2 | 11 | 6 | 8 | 1 | 1 | 2 | 2 | 16 | 2 | 4 | 1 | 4 | 30 |
| HOUSTON, Hunter | 2 | 3 | 0 | 0 | 0 | 0 | 1 | 0 | 1 | 2 | 4 | 0 | 0 | 0 | 3 | 9 |
| TEAM | | | | | | 5 | | 2 | | 7 | | | | | | |
| Totals..... | 29 | 72 | 9 | 30 | 13 | 17 | 14 | 16 | 30 | 18 | 80 | 9 | 16 | 3 | 15 | 200 |

Halftime:Liberty 39, VMI 30; Technical Fouls: none; Officials:Glenn Tuitt (R), Bradford Corriher, Don Hudson;
Attendance: 5,029.

Game 20 Liberty 61
January 20, 2009 High Point 56

VISITORS: Liberty 14-6, 5-3 BSC

| Player | TOT-FG | | | | | 3-PT | | REBOUNDS | | | | | | | MIN | |
|------------------|--------|-----|----|-----|----|------|----|----------|-----|----|----|----|----|-----|-----|-----|
| | FG | FGA | FG | FGA | FT | FTA | OF | DE | TOT | PF | TP | A | TO | BLK | | S |
| SMITH, Anthony g | 7 | 11 | 5 | 8 | 5 | 8 | 0 | 3 | 3 | 2 | 24 | 1 | 2 | 0 | 4 | 38 |
| OHMAN, Kyle g | 7 | 12 | 5 | 10 | 0 | 0 | 1 | 6 | 7 | 2 | 19 | 0 | 1 | 0 | 0 | 33 |
| FLOYD, Brolin g | 1 | 2 | 0 | 0 | 0 | 4 | 1 | 3 | 4 | 0 | 2 | 2 | 2 | 0 | 1 | 24 |
| SANDERS, Jesse g | 1 | 4 | 0 | 1 | 1 | 2 | 1 | 2 | 3 | 3 | 5 | 3 | 0 | 0 | 0 | 30 |
| CURRY, Seth g | 4 | 17 | 1 | 8 | 0 | 0 | 1 | 1 | 2 | 1 | 9 | 3 | 2 | 0 | 1 | 36 |
| STEPHENE, Johnny | 1 | 2 | 0 | 0 | 0 | 2 | 2 | 0 | 2 | 1 | 2 | 3 | 1 | 0 | 2 | 16 |
| BAKER, Tyler | 1 | 4 | 0 | 2 | 0 | 0 | 3 | 1 | 4 | 0 | 2 | 0 | 1 | 0 | 0 | 15 |
| SPENCER, James | 0 | 0 | 0 | 0 | 0 | 0 | 0 | 0 | 0 | 2 | 0 | 0 | 0 | 0 | 0 | 1 |
| WEAVER, Bill | 0 | 0 | 0 | 0 | 0 | 0 | 0 | 0 | 0 | 0 | 0 | 0 | 0 | 0 | 1 | 7 |
| TEAM | | | | | | 1 | | 3 | | 4 | | | | | | |
| Totals..... | 22 | 52 | 11 | 29 | 6 | 16 | 10 | 19 | 29 | 11 | 61 | 14 | 12 | 0 | 9 | 200 |

HOME TEAM: High Point 5-13, 1-7 BSC

| Player | TOT-FG | | | | | 3-PT | | REBOUNDS | | | | | | | MIN | |
|-------------------|--------|-----|----|-----|----|------|----|----------|-----|----|----|----|----|-----|-----|-----|
| | FG | FGA | FG | FGA | FT | FTA | OF | DE | TOT | PF | TP | A | TO | BLK | | S |
| MORRIS, Jourdan f | 7 | 11 | 0 | 1 | 1 | 2 | 4 | 1 | 5 | 1 | 15 | 1 | 0 | 0 | 2 | 27 |
| SHORT, Steadman f | 7 | 12 | 0 | 0 | 0 | 0 | 2 | 4 | 6 | 2 | 14 | 2 | 2 | 1 | 0 | 30 |
| DANIELS, Cruz c | 3 | 5 | 0 | 0 | 0 | 0 | 6 | 3 | 9 | 5 | 6 | 1 | 1 | 5 | 0 | 29 |
| HARRIS, Eugene g | 5 | 15 | 1 | 8 | 0 | 1 | 0 | 4 | 4 | 0 | 11 | 3 | 1 | 0 | 2 | 35 |
| SINGLETON, D. g | 1 | 3 | 0 | 0 | 0 | 0 | 2 | 9 | 11 | 1 | 2 | 8 | 8 | 0 | 2 | 33 |
| BARBOUR, Nick | 3 | 9 | 2 | 6 | 0 | 0 | 1 | 1 | 2 | 2 | 8 | 2 | 2 | 0 | 1 | 26 |
| CAMPBELL, David | 0 | 1 | 0 | 1 | 0 | 0 | 0 | 1 | 1 | 0 | 0 | 0 | 0 | 0 | 0 | 6 |
| APPIAH, Ibrahim | 0 | 0 | 0 | 0 | 0 | 0 | 0 | 0 | 0 | 0 | 0 | 0 | 0 | 0 | 0 | 6 |
| BRIDGES, Earnest | 0 | 2 | 0 | 0 | 0 | 0 | 0 | 1 | 1 | 1 | 0 | 0 | 0 | 0 | 1 | 8 |
| TEAM | | | | | | 3 | | 3 | | | | | | | | |
| Totals..... | 26 | 58 | 3 | 16 | 1 | 3 | 15 | 27 | 42 | 12 | 56 | 17 | 14 | 6 | 8 | 200 |

Halftime:Liberty 25, High Point 25; Technical Fouls: none; Officials:Roger Ayers (R), Raymond Styones, Steve Colan;
Attendance: 1,557.

**Game 21
Lynchburg, Va.**

Seth Curry scored 30 points and Anthony Smith notched his ninth career double-double, but it wasn't enough as the Liberty Flames (14-7, 5-4 BSC) fell in double overtime to the Radford Highlanders (10-10, 7-2 BSC), in front of 7,392 fans inside the Vines Center, 94-82. A Curry jumper with 2:29 left in the game gave Liberty a three point lead, 69-66, before Thomas scaled its deficit back to one point, 69-68, with a bucket at 1:06. Brolin Floyd was fouled by McEachin with 34 seconds left in the contest, sending the freshman to the line for two shots. Floyd hit the front end, putting Liberty up by two points, 70-68. Parakhouski snatched a rebound off a Johnson three-point miss and put it in with 15 seconds left, tying the game at 70-70. After a Floyd turnover, Parakhouski missed a ten foot jumper and Thomas snared the rebound. He tossed three tip attempts at the cylinder with no avail as time expired, sending the game to the first overtime tied at 70 apiece. Liberty would get on the board early in the first extra period, as Ohman hit both of his attempts from the charity stripe at 4:37, giving the Flames a two point advantage, 72-70. A Curry jumper at 3:02 extended the Flames' advantage to four points, 76-72, but Radford scored the next five points, retaking the lead, 77-76. Johnson hit a three-pointer and Parakhouski connected on a jumper at 1:10, capping the streak. Ohman gave Liberty the lead on a layup with 37 seconds left, 78-77. Floyd fouled Thomas with 12 seconds left, sending the senior to the line to shoot two free throws. Floyd fouled out on the play and Thomas missed the front end of the two-point foul, tying the game at 78-78. Curry attempted a jumper as time expired, but it would fall harmlessly into the hands of Thomas, sending the game into the second overtime. Radford scored seven straight points before Liberty was able to put any markers on the board in the second extra frame. Phillip Martin hit the front end of a two shot foul at 1:27 to finish the 7-0 run, taking the 85-78 lead. Liberty would get no closer than three points during the final five minute period, 85-82, when Smith hit a three-pointer with 48 seconds remaining. Radford would finish the contest on a 9-0 run, to seal the 12 point triumph, 94-82, and outscore the Flames 16-4 during the final five minutes of action. Curry led all scorers with 30 points, while pulling down six rebounds.

LIBERTY

Game 21 Radford 94
January 24, 2009 Liberty 82 2 OT

VISITORS: Radford 10-10, 7-2 BSC

| Player | TOT-FG | | | 3-PT | | FTA | | REBOUNDS | | | | A | TO | BLK | S | MIN |
|-------------------|--------|-----|----|------|----|-----|----|----------|-----|----|----|----|----|-----|---|-----|
| | FG | FGA | FG | FGA | FT | FTA | OF | DE | TOT | PF | TP | | | | | |
| MARTIN, Phillip f | 3 | 5 | 1 | 1 | 1 | 3 | 3 | 4 | 7 | 3 | 8 | 4 | 0 | 1 | 0 | 27 |
| LYNCH-FLOHR, f | 6 | 13 | 0 | 0 | 1 | 1 | 0 | 6 | 6 | 5 | 13 | 1 | 4 | 0 | 0 | 45 |
| PARAKHOUSK c | 10 | 21 | 0 | 0 | 2 | 5 | 6 | 10 | 16 | 1 | 22 | 3 | 1 | 6 | 0 | 50 |
| JOHNSON, Amir g | 4 | 10 | 4 | 8 | 4 | 10 | 1 | 5 | 6 | 2 | 16 | 4 | 7 | 0 | 2 | 50 |
| THOMAS, Kenny g | 8 | 20 | 2 | 10 | 3 | 7 | 5 | 7 | 12 | 3 | 21 | 7 | 2 | 0 | 2 | 49 |
| McEACHIN, Chris | 4 | 5 | 1 | 1 | 1 | 3 | 2 | 0 | 2 | 3 | 10 | 2 | 2 | 0 | 0 | 25 |
| HALL, Eric | 1 | 2 | 0 | 0 | 2 | 2 | 2 | 0 | 2 | 1 | 4 | 0 | 0 | 0 | 0 | 4 |
| TEAM | | | | | | | | 3 | 3 | 6 | | | | | | |
| Totals..... | 36 | 76 | 8 | 20 | 14 | 31 | 22 | 35 | 57 | 18 | 94 | 21 | 16 | 7 | 4 | 250 |

HOME TEAM: Liberty 14-7, 5-4 BSC

| Player | TOT-FG | | | 3-PT | | FTA | | REBOUNDS | | | | A | TO | BLK | S | MIN |
|------------------|--------|-----|----|------|----|-----|----|----------|-----|----|----|----|----|-----|----|-----|
| | FG | FGA | FG | FGA | FT | FTA | OF | DE | TOT | PF | TP | | | | | |
| SMITH, Anthony g | 5 | 14 | 4 | 8 | 4 | 6 | 3 | 9 | 12 | 1 | 18 | 5 | 2 | 0 | 2 | 49 |
| OHMAN, Kyle g | 6 | 15 | 3 | 12 | 3 | 6 | 2 | 4 | 6 | 4 | 18 | 5 | 1 | 0 | 1 | 45 |
| FLOYD, Brolin g | 4 | 6 | 0 | 0 | 1 | 3 | 2 | 1 | 3 | 5 | 9 | 1 | 5 | 0 | 1 | 28 |
| SANDERS, Jesse g | 2 | 5 | 1 | 2 | 0 | 0 | 1 | 4 | 5 | 5 | 5 | 4 | 2 | 0 | 1 | 32 |
| CURRY, Seth g | 11 | 25 | 6 | 15 | 2 | 3 | 0 | 6 | 6 | 2 | 30 | 3 | 2 | 0 | 2 | 48 |
| STEPHENE, Johnny | 0 | 1 | 0 | 1 | 0 | 0 | 0 | 0 | 0 | 3 | 0 | 0 | 0 | 0 | 0 | 10 |
| BAKER, Tyler | 1 | 5 | 0 | 2 | 0 | 0 | 1 | 1 | 2 | 3 | 2 | 0 | 0 | 0 | 2 | 11 |
| SPENCER, James | 0 | 1 | 0 | 1 | 0 | 0 | 1 | 1 | 2 | 1 | 0 | 2 | 2 | 1 | 0 | 13 |
| WEAVER, Bill | 0 | 2 | 0 | 0 | 0 | 0 | 1 | 1 | 2 | 3 | 0 | 0 | 1 | 0 | 1 | 14 |
| TEAM | | | | | | | | 4 | 4 | | | | | | | |
| Totals..... | 29 | 74 | 14 | 41 | 10 | 18 | 15 | 27 | 42 | 27 | 82 | 20 | 15 | 1 | 10 | 249 |

Halftime:Radford 35, Liberty 30; Technical Fouls: none; Officials:Mark Shnur (R), Ken Pike, Bruce Rothwell;
Attendance: 7,392.

2008-09 Liberty Men's Basketball
Liberty Combined Team Statistics (as of Jan 27, 2009)
All games

| | | | | |
|----------------------------|----------------|--------------|--------------|----------------|
| RECORD: | OVERALL | HOME | AWAY | NEUTRAL |
| ALL GAMES..... | (14-7) | (9-1) | (3-6) | (2-0) |
| CONFERENCE..... | (5-4) | (3-1) | (2-3) | (0-0) |
| NON-CONFERENCE..... | (9-3) | (6-0) | (1-3) | (2-0) |

| ## Player | GP-GS | Min--Avg | ---TOTAL--- | | ---3-PTS--- | | FT-FTA | Pct | ---REBOUNDS--- | | | | PF | FO | A | TO | Blk | Stl | Pts | Avg |
|------------------------|-------|----------|-------------|------|-------------|------|---------|------|----------------|-----|-----|------|-----|----|-----|-----|-----|-----|------|------|
| | | | FG-FGA | Pct | 3FG-FGA | Pct | | | Off | Def | Tot | Avg | | | | | | | | |
| 30 CURRY, Seth..... | 21-21 | 765 36.4 | 156-349 | .447 | 66-171 | .386 | 57-73 | .781 | 12 | 67 | 79 | 3.8 | 29 | 0 | 41 | 37 | 6 | 30 | 435 | 20.7 |
| 05 SMITH, Anthony.... | 21-20 | 746 35.5 | 143-272 | .526 | 44-116 | .379 | 65-103 | .631 | 28 | 118 | 146 | 7.0 | 42 | 1 | 44 | 49 | 5 | 33 | 395 | 18.8 |
| 11 OHMAN, Kyle..... | 21-21 | 701 33.4 | 82-205 | .400 | 53-145 | .366 | 30-36 | .833 | 16 | 98 | 114 | 5.4 | 49 | 1 | 55 | 40 | 5 | 23 | 247 | 11.8 |
| 23 FLOYD, Brolin..... | 21-21 | 520 24.8 | 57-117 | .487 | 10-38 | .263 | 27-42 | .643 | 37 | 68 | 105 | 5.0 | 56 | 1 | 31 | 33 | 4 | 16 | 151 | 7.2 |
| 25 SANDERS, Jesse.... | 21-21 | 658 31.3 | 49-101 | .485 | 5-25 | .200 | 39-50 | .780 | 43 | 56 | 99 | 4.7 | 54 | 2 | 80 | 38 | 2 | 29 | 142 | 6.8 |
| 01 STEPHENE, Johnny.. | 21-1 | 379 18.0 | 32-60 | .533 | 5-16 | .313 | 27-41 | .659 | 14 | 22 | 36 | 1.7 | 26 | 0 | 40 | 36 | 0 | 8 | 96 | 4.6 |
| 03 BAKER, Tyler..... | 12-0 | 132 11.0 | 11-35 | .314 | 4-19 | .211 | 10-14 | .714 | 6 | 20 | 26 | 2.2 | 21 | 1 | 4 | 9 | 4 | 5 | 36 | 3.0 |
| 34 WEAVER, Bill..... | 21-0 | 166 7.9 | 11-23 | .478 | 0-0 | .000 | 5-13 | .385 | 11 | 11 | 22 | 1.0 | 13 | 0 | 6 | 10 | 0 | 7 | 27 | 1.3 |
| 33 SMITH, Austin..... | 15-0 | 90 6.0 | 8-15 | .533 | 0-0 | .000 | 4-8 | .500 | 4 | 4 | 8 | 0.5 | 23 | 0 | 2 | 4 | 2 | 6 | 20 | 1.3 |
| 04 SPENCER, James.... | 18-0 | 145 8.1 | 4-8 | .500 | 3-7 | .429 | 2-6 | .333 | 3 | 15 | 18 | 1.0 | 18 | 0 | 8 | 5 | 1 | 3 | 13 | 0.7 |
| 02 SUMMERS, Chris.... | 7-0 | 28 4.0 | 5-8 | .625 | 1-2 | .500 | 1-2 | .500 | 2 | 3 | 5 | 0.7 | 3 | 0 | 1 | 3 | 0 | 1 | 12 | 1.7 |
| 41 x-McMASTERS, Carter | 5-0 | 45 9.0 | 3-13 | .231 | 2-8 | .250 | 0-0 | .000 | 1 | 3 | 4 | 0.8 | 8 | 0 | 1 | 4 | 4 | 1 | 8 | 1.6 |
| TEAM..... | | | | | | | | | 34 | 26 | 60 | 2.9 | 0 | | 1 | | | | | |
| Total..... | 21 | 4375 | 561-1206 | .465 | 193-547 | .353 | 267-388 | .688 | 211 | 511 | 722 | 34.4 | 342 | 6 | 313 | 269 | 33 | 162 | 1582 | 75.3 |
| Opponents..... | 21 | 4375 | 533-1266 | .421 | 167-525 | .318 | 198-307 | .645 | 294 | 504 | 798 | 38.0 | 370 | - | 322 | 331 | 61 | 126 | 1431 | 68.1 |

x-Inactive player

| | DATE | OPPONENT | W/L | SCORE | ATTEND |
|------------------------|----------|----------|---|----------------------|-----------------|
| TEAM STATISTICS | LU | OPP | 11-14-08 | MONTREAT | W 97-77 5198 |
| SCORING..... | 1582 | 1431 | *11-18-08 | at UNC Asheville | L 56-84 958 |
| Points per game..... | 75.3 | 68.1 | 11-25-08 | at Virginia | W 86-82 9263 |
| Scoring margin..... | +7.2 | - | ^11-28-08 | COKER | W 88-66 1064 |
| FIELD GOALS-ATT..... | 561-1206 | 533-1266 | ^11-29-08 | WILLIAM & MARY | W O2 80-74 934 |
| Field goal pct..... | .465 | .421 | 12-01-08 | GEORGE MASON | W OT 69-66 4172 |
| 3 POINT FG-ATT..... | 193-547 | 167-525 | *12-06-08 | GARDNER-WEBB | W 68-59 2340 |
| 3-point FG pct..... | .353 | .318 | 12-07-08 | at Clemson | L 75-80 6657 |
| 3-pt FG made per game. | 9.2 | 8.0 | 12-15-08 | ANDERSON | W 88-46 1056 |
| FREE THROWS-ATT..... | 267-388 | 198-307 | 12-17-08 | at DePaul | L 63-64 7532 |
| Free throw pct..... | .688 | .645 | 12-19-08 | at Saint Louis | L 70-73 6182 |
| F-Throws made per game | 12.7 | 9.4 | \$12-22-08 | vs Northern Colorado | W 75-70 1345 |
| REBOUNDS..... | 722 | 798 | \$12-23-08 | vs USC Upstate | W 77-64 1321 |
| Rebounds per game.... | 34.4 | 38.0 | 12-28-08 | CINCINNATI CHRISTIAN | W 86-55 922 |
| Rebounding margin.... | -3.6 | - | *01-03-09 | at Winthrop | L 57-59 2609 |
| ASSISTS..... | 313 | 322 | *01-05-09 | at Presbyterian | LO2 66-67 489 |
| Assists per game..... | 14.9 | 15.3 | *01-10-09 | CHARLESTON SOUTHERN | W 79-60 3047 |
| TURNOVERS..... | 269 | 331 | *01-12-09 | COASTAL CAROLINA | W 68-55 4810 |
| Turnovers per game.... | 12.8 | 15.8 | *01-17-09 | at VMI | W 91-80 5029 |
| Turnover margin..... | +3.0 | - | *01-20-09 | at High Point | W 61-56 1557 |
| Assist/turnover ratio. | 1.2 | 1.0 | *01-24-09 | RADFORD | LO2 82-94 7392 |
| STEALS..... | 162 | 126 | \$ - Findlay Toyota Las Vegas Classic (Las Vegas, Nev.) | | |
| Steals per game..... | 7.7 | 6.0 | ^ - Liberty Thanksgiving Classic (Lynchburg, Va.) | | |
| BLOCKS..... | 33 | 61 | * - Big South Conference game | | |
| Blocks per game..... | 1.6 | 2.9 | | | |
| ATTENDANCE..... | 30935 | 42942 | | | |
| Home games-Avg/Game... | 10-3094 | 9-4475 | | | |
| Neutral site-Avg/Game. | - | 2-1333 | | | |

| SCORE BY PERIODS: | 1st | 2nd | OT | OT2 | Total |
|-------------------|-----|-----|----|-----|--------|
| Liberty..... | 717 | 810 | 34 | 21 | - 1582 |
| Opponents..... | 657 | 715 | 31 | 28 | - 1431 |

2008-09 Liberty Men's Basketball
 Liberty Combined Team Statistics (as of Jan 27, 2009)
 Conference games

| | | | | |
|----------------------------|----------------|--------------|--------------|----------------|
| RECORD: | OVERALL | HOME | AWAY | NEUTRAL |
| ALL GAMES..... | (5-4) | (3-1) | (2-3) | (0-0) |
| CONFERENCE..... | (5-4) | (3-1) | (2-3) | (0-0) |
| NON-CONFERENCE..... | (0-0) | (0-0) | (0-0) | (0-0) |

| ## Player | GP-GS | Min--Avg | ---TOTAL--- | | ---3-PTS--- | | FT-FTA | | Pct | | ---REBOUNDS--- | | | | PF | FO | A | TO | Blk | Stl | Pts | Avg |
|------------------------|-------|----------|-------------|-------|-------------|------|---------|------|-----|-----|----------------|------|-----|---|-----|-----|----|----|-----|------|-----|-----|
| | | | FG-FGA | Pct | 3FG-FGA | Pct | Off | Def | Tot | Avg | | | | | | | | | | | | |
| 30 CURRY, Seth..... | 9-9 | 348 38.7 | 62-158 | .392 | 22-76 | .289 | 36-42 | .857 | 8 | 28 | 36 | 4.0 | 11 | 0 | 19 | 16 | 3 | 12 | 182 | 20.2 | | |
| 05 SMITH, Anthony.... | 9-9 | 352 39.1 | 64-117 | .547 | 28-57 | .491 | 25-43 | .581 | 17 | 52 | 69 | 7.7 | 16 | 0 | 15 | 27 | 1 | 19 | 181 | 20.1 | | |
| 11 OHMAN, Kyle..... | 9-9 | 306 34.0 | 33-94 | .351 | 18-65 | .277 | 10-14 | .714 | 11 | 46 | 57 | 6.3 | 25 | 0 | 25 | 14 | 3 | 6 | 94 | 10.4 | | |
| 23 FLOYD, Brolin..... | 9-9 | 234 26.0 | 26-48 | .542 | 2-8 | .250 | 10-18 | .556 | 20 | 27 | 47 | 5.2 | 25 | 1 | 16 | 15 | 1 | 11 | 64 | 7.1 | | |
| 25 SANDERS, Jesse.... | 9-9 | 281 31.2 | 18-46 | .391 | 3-11 | .273 | 10-17 | .588 | 16 | 25 | 41 | 4.6 | 29 | 2 | 34 | 20 | 0 | 15 | 49 | 5.4 | | |
| 01 STEPHENE, Johnny... | 9-0 | 150 16.7 | 10-22 | .455 | 2-7 | .286 | 4-9 | .444 | 7 | 7 | 14 | 1.6 | 13 | 0 | 17 | 16 | 0 | 5 | 26 | 2.9 | | |
| 03 BAKER, Tyler..... | 7-0 | 75 10.7 | 4-20 | .200 | 0-10 | .000 | 4-6 | .667 | 5 | 8 | 13 | 1.9 | 9 | 0 | 3 | 4 | 3 | 3 | 12 | 1.7 | | |
| 34 WEAVER, Bill..... | 9-0 | 64 7.1 | 4-9 | .444 | 0-0 | .000 | 0-3 | .000 | 4 | 4 | 8 | 0.9 | 5 | 0 | 1 | 5 | 0 | 3 | 8 | 0.9 | | |
| 41 x-MCMASTERS, Carter | 1-0 | 19 19.0 | 2-6 | .333 | 2-6 | .333 | 0-0 | .000 | 0 | 0 | 0 | 0.0 | 2 | 0 | 0 | 1 | 1 | 0 | 6 | 6.0 | | |
| 04 SPENCER, James.... | 8-0 | 50 6.3 | 1-4 | .250 | 1-4 | .250 | 1-4 | .250 | 2 | 6 | 8 | 1.0 | 7 | 0 | 5 | 2 | 1 | 2 | 4 | 0.5 | | |
| 33 SMITH, Austin..... | 6-0 | 19 3.2 | 1-1 | 1.000 | 0-0 | .000 | 0-1 | .000 | 0 | 2 | 2 | 0.3 | 6 | 0 | 0 | 2 | 1 | 0 | 2 | 0.3 | | |
| 02 SUMMERS, Chris.... | 2-0 | 2 1.0 | 0-0 | .000 | 0-0 | .000 | 0-0 | .000 | 0 | 0 | 0 | 0.0 | 0 | 0 | 0 | 1 | 0 | 0 | 0 | 0.0 | | |
| TEAM..... | | | | | | | | | 13 | 13 | 26 | 2.9 | 0 | | 1 | | | | | | | |
| Total..... | 9 | 1900 | 225-525 | .429 | 78-244 | .320 | 100-157 | .637 | 103 | 218 | 321 | 35.7 | 148 | 3 | 135 | 124 | 14 | 76 | 628 | 69.8 | | |
| Opponents..... | 9 | 1900 | 234-549 | .426 | 66-197 | .335 | 80-131 | .611 | 134 | 231 | 365 | 40.6 | 154 | - | 131 | 146 | 31 | 65 | 614 | 68.2 | | |

x-Inactive player

| | DATE | OPPONENT | W/L | SCORE | ATTEND |
|------------------------|---------|----------|---|---------------------|----------------|
| TEAM STATISTICS | LU | OPP | | | |
| ----- | ----- | ----- | --- | --- | --- |
| SCORING..... | 628 | 614 | *11-18-08 | at UNC Asheville | L 56-84 958 |
| Points per game..... | 69.8 | 68.2 | *12-06-08 | GARDNER-WEBB | W 68-59 2340 |
| Scoring margin..... | +1.6 | - | *01-03-09 | at Winthrop | L 57-59 2609 |
| FIELD GOALS-ATT..... | 225-525 | 234-549 | *01-05-09 | at Presbyterian | LO2 66-67 489 |
| Field goal pct..... | .429 | .426 | *01-10-09 | CHARLESTON SOUTHERN | W 79-60 3047 |
| 3 POINT FG-ATT..... | 78-244 | 66-197 | *01-12-09 | COASTAL CAROLINA | W 68-55 4810 |
| 3-point FG pct..... | .320 | .335 | *01-17-09 | at VMI | W 91-80 5029 |
| 3-pt FG made per game. | 8.7 | 7.3 | *01-20-09 | at High Point | W 61-56 1557 |
| FREE THROWS-ATT..... | 100-157 | 80-131 | *01-24-09 | RADFORD | LO2 82-94 7392 |
| Free throw pct..... | .637 | .611 | \$ - Findlay Toyota Las Vegas Classic (Las Vegas, Nev.) | | |
| F-Throws made per game | 11.1 | 8.9 | ^ - Liberty Thanksgiving Classic (Lynchburg, Va.) | | |
| REBOUNDS..... | 321 | 365 | * - Big South Conference game | | |
| Rebounds per game.... | 35.7 | 40.6 | | | |
| Rebounding margin.... | -4.9 | - | | | |
| ASSISTS..... | 135 | 131 | | | |
| Assists per game..... | 15.0 | 14.6 | | | |
| TURNOVERS..... | 124 | 146 | | | |
| Turnovers per game.... | 13.8 | 16.2 | | | |
| Turnover margin..... | +2.4 | - | | | |
| Assist/turnover ratio. | 1.1 | 0.9 | | | |
| STEALS..... | 76 | 65 | | | |
| Steals per game..... | 8.4 | 7.2 | | | |
| BLOCKS..... | 14 | 31 | | | |
| Blocks per game..... | 1.6 | 3.4 | | | |
| ATTENDANCE..... | 17589 | 10642 | | | |
| Home games-Avg/Game... | 4-4397 | 5-2128 | | | |
| Neutral site-Avg/Game. | - | 0-0 | | | |

| SCORE BY PERIODS: | 1st | 2nd | OT | OT2 | Total |
|-------------------|-----|-----|----|-----|-------|
| Liberty..... | 280 | 321 | 15 | 12 | - 628 |
| Opponents..... | 289 | 285 | 15 | 25 | - 614 |

2008-09 Liberty Men's Basketball
Liberty Extended Season Box Score (as of Jan 27, 2009)
All games

| | | | | |
|----------------------------|----------------|--------------|--------------|----------------|
| RECORD: | OVERALL | HOME | AWAY | NEUTRAL |
| ALL GAMES..... | (14-7) | (9-1) | (3-6) | (2-0) |
| CONFERENCE..... | (5-4) | (3-1) | (2-3) | (0-0) |
| NON-CONFERENCE..... | (9-3) | (6-0) | (1-3) | (2-0) |

| ## | Player | GP-GS | Min--Avg | ---TOTAL--- | | -----3-PTS----- | | | ----REBOUNDS---- | | | | | | | | | | | | | | | | | | |
|----|---------------------|-------|----------|-------------|------|-----------------|------|-------|------------------|------|-----|-----|-----|------|-----|----|-----|-------|-----|-------|------|-----|------|-----|------|------|------|
| | | | | FG-FGA | Pct | 3FG-FGA | Pct | 3FG/G | FT-FTA | Pct | Off | Def | Tot | Avg | PF | FO | A | APG | TO | TOPG | A/TO | Blk | BPG | Stl | SPG | Pts | Avg |
| 30 | CURRY, Seth..... | 21-21 | 765 36.4 | 156-349 | .447 | 66-171 | .386 | 3.14 | 57-73 | .781 | 12 | 67 | 79 | 3.8 | 29 | 0 | 41 | 1.95 | 37 | 1.76 | 1.11 | 6 | 0.29 | 30 | 1.43 | 435 | 20.7 |
| 05 | SMITH, Anthony..... | 21-20 | 746 35.5 | 143-272 | .526 | 44-116 | .379 | 2.10 | 65-103 | .631 | 28 | 118 | 146 | 7.0 | 42 | 1 | 44 | 2.10 | 49 | 2.33 | 0.90 | 5 | 0.24 | 33 | 1.57 | 395 | 18.8 |
| 11 | OHMAN, Kyle..... | 21-21 | 701 33.4 | 82-205 | .400 | 53-145 | .366 | 2.52 | 30-36 | .833 | 16 | 98 | 114 | 5.4 | 49 | 1 | 55 | 2.62 | 40 | 1.90 | 1.38 | 5 | 0.24 | 23 | 1.10 | 247 | 11.8 |
| 23 | FLOYD, Brolin..... | 21-21 | 520 24.8 | 57-117 | .487 | 10-38 | .263 | 0.48 | 27-42 | .643 | 37 | 68 | 105 | 5.0 | 56 | 1 | 31 | 1.48 | 33 | 1.57 | 0.94 | 4 | 0.19 | 16 | 0.76 | 151 | 7.2 |
| 25 | SANDERS, Jesse..... | 21-21 | 658 31.3 | 49-101 | .485 | 5-25 | .200 | 0.24 | 39-50 | .780 | 43 | 56 | 99 | 4.7 | 54 | 2 | 80 | 3.81 | 38 | 1.81 | 2.11 | 2 | 0.10 | 29 | 1.38 | 142 | 6.8 |
| 01 | STEPHENE, Johnny... | 21-1 | 379 18.0 | 32-60 | .533 | 5-16 | .313 | 0.24 | 27-41 | .659 | 14 | 22 | 36 | 1.7 | 26 | 0 | 40 | 1.90 | 36 | 1.71 | 1.11 | 0 | 0.00 | 8 | 0.38 | 96 | 4.6 |
| 03 | BAKER, Tyler..... | 12-0 | 132 11.0 | 11-35 | .314 | 4-19 | .211 | 0.33 | 10-14 | .714 | 6 | 20 | 26 | 2.2 | 21 | 1 | 4 | 0.33 | 9 | 0.75 | 0.44 | 4 | 0.33 | 5 | 0.42 | 36 | 3.0 |
| 34 | WEAVER, Bill..... | 21-0 | 166 7.9 | 11-23 | .478 | 0-0 | .000 | 0.00 | 5-13 | .385 | 11 | 11 | 22 | 1.0 | 13 | 0 | 6 | 0.29 | 10 | 0.48 | 0.60 | 0 | 0.00 | 7 | 0.33 | 27 | 1.3 |
| 33 | SMITH, Austin..... | 15-0 | 90 6.0 | 8-15 | .533 | 0-0 | .000 | 0.00 | 4-8 | .500 | 4 | 4 | 8 | 0.5 | 23 | 0 | 2 | 0.13 | 4 | 0.27 | 0.50 | 2 | 0.13 | 6 | 0.40 | 20 | 1.3 |
| 04 | SPENCER, James..... | 18-0 | 145 8.1 | 4-8 | .500 | 3-7 | .429 | 0.17 | 2-6 | .333 | 3 | 15 | 18 | 1.0 | 18 | 0 | 8 | 0.44 | 5 | 0.28 | 1.60 | 1 | 0.06 | 3 | 0.17 | 13 | 0.7 |
| 02 | SUMMERS, Chris..... | 7-0 | 28 4.0 | 5-8 | .625 | 1-2 | .500 | 0.14 | 1-2 | .500 | 2 | 3 | 5 | 0.7 | 3 | 0 | 1 | 0.14 | 3 | 0.43 | 0.33 | 0 | 0.00 | 1 | 0.14 | 12 | 1.7 |
| 41 | x-McMASTERS, Carter | 5-0 | 45 9.0 | 3-13 | .231 | 2-8 | .250 | 0.40 | 0-0 | .000 | 1 | 3 | 4 | 0.8 | 8 | 0 | 1 | 0.20 | 4 | 0.80 | 0.25 | 4 | 0.80 | 1 | 0.20 | 8 | 1.6 |
| | TEAM..... | | | | | | | | | | 34 | 26 | 60 | 2.9 | 0 | | | | 1 | | | | | | | | |
| | Total..... | 21 | 4375 | 561-1206 | .465 | 193-547 | .353 | 9.19 | 267-388 | .688 | 211 | 511 | 722 | 34.4 | 342 | 6 | 313 | 14.90 | 269 | 12.81 | 1.16 | 33 | 1.57 | 162 | 7.71 | 1582 | 75.3 |
| | Opponents..... | 21 | 4375 | 533-1266 | .421 | 167-525 | .318 | 7.95 | 198-307 | .645 | 294 | 504 | 798 | 38.0 | 370 | - | 322 | 15.33 | 331 | 15.76 | 0.97 | 61 | 2.90 | 126 | 6.00 | 1431 | 68.1 |

x-Inactive player

| | | | | | | | | | |
|--------------------------|------------|------------|-----------|------------|--------------|---------------------------|------------|------------|--------------|
| SCORE BY PERIODS: | 1st | 2nd | OT | OT2 | Total | DEADBALL REBOUNDS: | OFF | DEF | TOTAL |
| ----- | ----- | ----- | ----- | ----- | ----- | ----- | ----- | ----- | ----- |
| Liberty..... | 717 | 810 | 34 | 21 | - 1582 | Liberty..... | 50 | 0 | 50 |
| Opponents..... | 657 | 715 | 31 | 28 | - 1431 | Opponents..... | 39 | 2 | 41 |

2008-09 Liberty Men's Basketball
 Liberty Team Game-by-Game Comparison (as of Jan 27, 2009)
 All games

| Opponent | 1st | 2nd | Score | Mar | Total FG | FG Pct | 3-Pointers | 3FG Pct | Free Throws | FT Pct | Rebounds | Assist | TOver | Block | Steal | Fouls |
|---------------------------|-------|-------|-------|------|-------------|-----------|-------------|-----------|-------------|-----------|------------|--------|-------|-------|-------|-------|
| MONTREAT..... | 48/29 | 49/48 | 97-77 | +20 | 34-70/27-68 | .486/.397 | 12-26/ 7-28 | .462/.250 | 17-22/16-25 | .773/.640 | 42/43 (1) | 19/15 | 16/19 | 5/3 | 13/6 | 22/21 |
| UNC Asheville..... | 30/49 | 26/35 | 56-84 | (28) | 19-60/29-59 | .317/.492 | 6-28/ 9-17 | .214/.529 | 12-22/17-21 | .545/.810 | 31/49 (18) | 8/20 | 11/15 | 2/4 | 6/6 | 20/21 |
| Virginia..... | 35/32 | 51/50 | 86-82 | +4 | 30-53/27-58 | .566/.466 | 13-26/13-32 | .500/.406 | 13-20/15-19 | .650/.789 | 23/37 (14) | 21/18 | 11/14 | 0/1 | 5/5 | 17/18 |
| COCKER..... | 48/27 | 40/39 | 88-66 | +22 | 31-50/24-61 | .620/.393 | 10-20/10-33 | .500/.303 | 16-22/ 8-12 | .727/.667 | 33/27 +6 | 14/15 | 13/12 | 1/1 | 6/10 | 14/16 |
| WILLIAM & MARY..... | 28/28 | 32/32 | 80-74 | +6 | 26-63/27-70 | .413/.386 | 5-30/13-46 | .167/.283 | 23-32/ 7-9 | .719/.778 | 38/49 (11) | 9/23 | 13/20 | 1/2 | 8/4 | 17/27 |
| GEORGE MASON..... | 32/24 | 29/37 | 69-66 | +3 | 25-65/27-63 | .385/.429 | 11-34/ 5-19 | .324/.263 | 8-10/ 7-11 | .800/.636 | 38/41 (3) | 15/17 | 11/15 | 0/7 | 3/4 | 15/13 |
| GARDNER-WEBB..... | 33/35 | 35/24 | 68-59 | +9 | 24-53/22-58 | .453/.379 | 7-22/ 9-26 | .318/.346 | 13-21/ 6-9 | .619/.667 | 34/38 (4) | 17/12 | 12/20 | 2/1 | 10/6 | 13/20 |
| Clemson..... | 42/35 | 33/45 | 75-80 | (5) | 27-54/32-63 | .500/.508 | 9-19/ 8-21 | .474/.381 | 12-15/ 8-10 | .800/.800 | 30/31 (1) | 14/22 | 15/9 | 1/7 | 4/6 | 12/14 |
| ANDERSON..... | 42/22 | 46/24 | 88-46 | +42 | 36-58/16-52 | .621/.308 | 10-22/ 6-26 | .455/.231 | 6-10/ 8-12 | .600/.667 | 37/27 +10 | 21/7 | 9/16 | 1/1 | 8/6 | 12/18 |
| DePaul..... | 23/39 | 40/25 | 63-64 | (1) | 23-56/23-61 | .411/.377 | 12-34/ 6-29 | .353/.207 | 5-12/12-18 | .417/.667 | 39/40 (1) | 14/14 | 11/8 | 0/2 | 5/5 | 15/13 |
| Saint Louis..... | 26/36 | 44/37 | 70-73 | (3) | 22-50/26-57 | .440/.456 | 4-23/ 7-20 | .174/.350 | 22-25/14-21 | .880/.667 | 24/41 (17) | 6/14 | 10/14 | 1/1 | 8/4 | 23/20 |
| Northern Colorado..... | 32/38 | 43/32 | 75-70 | +5 | 24-54/27-56 | .444/.482 | 8-24/ 9-24 | .333/.375 | 19-24/ 7-9 | .792/.778 | 26/39 (13) | 10/17 | 11/23 | 2/1 | 8/6 | 14/23 |
| USC Upstate..... | 35/36 | 42/28 | 77-64 | +13 | 24-41/23-52 | .585/.442 | 12-21/ 7-23 | .571/.304 | 17-23/11-18 | .739/.611 | 24/28 (4) | 17/15 | 14/17 | 0/2 | 6/3 | 17/18 |
| CINCINNATI CHRISTIAN..... | 46/22 | 40/33 | 86-55 | +31 | 34-67/20-56 | .507/.357 | 9-24/10-27 | .375/.370 | 9-16/ 5-12 | .563/.417 | 47/30 +17 | 18/14 | 11/18 | 7/2 | 12/2 | 16/15 |
| Winthrop..... | 25/26 | 32/33 | 57-59 | (2) | 20-49/22-52 | .408/.423 | 7-26/ 7-19 | .269/.368 | 10-13/ 8-15 | .769/.533 | 28/39 (11) | 14/16 | 7/13 | 2/1 | 6/3 | 14/15 |
| Presbyterian..... | 28/31 | 23/20 | 66-67 | (1) | 24-65/24-61 | .369/.393 | 9-26/10-23 | .346/.435 | 9-13/ 9-14 | .692/.643 | 44/41 +3 | 13/10 | 16/15 | 2/6 | 9/9 | 19/16 |
| CHARLESTON SOUTHERN..... | 35/29 | 44/31 | 79-60 | +19 | 30-62/24-59 | .484/.407 | 8-27/ 4-23 | .296/.174 | 11-13/ 8-14 | .846/.571 | 34/39 (5) | 19/9 | 9/18 | 1/3 | 8/6 | 12/16 |
| COASTAL CAROLINA..... | 35/29 | 33/26 | 68-55 | +13 | 24-48/22-54 | .500/.407 | 7-24/ 7-23 | .292/.304 | 13-21/ 4-7 | .619/.571 | 31/30 +1 | 14/17 | 17/19 | 1/0 | 11/8 | 14/18 |
| VMI..... | 39/30 | 52/50 | 91-80 | +11 | 33-62/29-72 | .532/.403 | 9-21/ 9-30 | .429/.300 | 16-20/13-17 | .800/.765 | 48/30 +18 | 16/9 | 25/16 | 3/3 | 7/15 | 18/18 |
| High Point..... | 25/25 | 36/31 | 61-56 | +5 | 22-52/26-58 | .423/.448 | 11-29/ 3-16 | .379/.188 | 6-16/ 1-3 | .375/.333 | 29/42 (13) | 14/17 | 12/14 | 0/6 | 9/8 | 11/12 |
| RADFORD..... | 30/35 | 40/35 | 82-94 | (12) | 29-74/36-76 | .392/.474 | 14-41/ 8-20 | .341/.400 | 10-18/14-31 | .556/.452 | 42/57 (15) | 20/21 | 15/16 | 1/7 | 10/4 | 27/18 |

Note: Game totals are displayed in the format TEAM/OPPONENT for each category

2008-09 Liberty Men's Basketball
 Liberty Team Game-by-Game (as of Jan 27, 2009)
 All games

TEAM STATISTICS

| Opponent | Date | Score | W/L | ---TOTAL--- | | --3-PTRS-- | | FT-FTA | | ----REBOUNDS---- | | | | PF | A | TO | Blk | Stl | Pts | ---Avg |
|----------------------|----------|-------|-----|-------------|------|------------|------|---------|------|------------------|-----|-----|------|-----|-----|-----|-----|-----|------|--------|
| | | | | FG-FGA | Pct | 3FG-FGA | Pct | Pct | Pct | Off | Def | Tot | Avg | | | | | | | |
| MONTREAT | 11-14-08 | 97-77 | W | 34-70 | .486 | 12-26 | .462 | 17-22 | .773 | 14 | 28 | 42 | 42.0 | 22 | 19 | 16 | 5 | 13 | 97 | 97.0 |
| at UNC Asheville | 11-18-08 | 56-84 | L | 19-60 | .317 | 6-28 | .214 | 12-22 | .545 | 8 | 23 | 31 | 36.5 | 20 | 8 | 11 | 2 | 6 | 56 | 76.5 |
| at Virginia | 11-25-08 | 86-82 | W | 30-53 | .566 | 13-26 | .500 | 13-20 | .650 | 2 | 21 | 23 | 32.0 | 17 | 21 | 11 | 0 | 5 | 86 | 79.7 |
| COCKER | 11-28-08 | 88-66 | W | 31-50 | .620 | 10-20 | .500 | 16-22 | .727 | 5 | 28 | 33 | 32.2 | 14 | 14 | 13 | 1 | 6 | 88 | 81.8 |
| WILLIAM & MARY | 11-29-08 | 80-74 | Wot | 26-63 | .413 | 5-30 | .167 | 23-32 | .719 | 16 | 22 | 38 | 33.4 | 17 | 9 | 13 | 1 | 8 | 80 | 81.4 |
| GEORGE MASON | 12-01-08 | 69-66 | Wot | 25-65 | .385 | 11-34 | .324 | 8-10 | .800 | 10 | 28 | 38 | 34.2 | 15 | 15 | 11 | 0 | 3 | 69 | 79.3 |
| GARDNER-WEBB | 12-06-08 | 68-59 | W | 24-53 | .453 | 7-22 | .318 | 13-21 | .619 | 9 | 25 | 34 | 34.1 | 13 | 17 | 12 | 2 | 10 | 68 | 77.7 |
| at Clemson | 12-07-08 | 75-80 | L | 27-54 | .500 | 9-19 | .474 | 12-15 | .800 | 9 | 21 | 30 | 33.6 | 12 | 14 | 15 | 1 | 4 | 75 | 77.4 |
| ANDERSON | 12-15-08 | 88-46 | W | 36-58 | .621 | 10-22 | .455 | 6-10 | .600 | 11 | 26 | 37 | 34.0 | 12 | 21 | 9 | 1 | 8 | 88 | 78.6 |
| at DePaul | 12-17-08 | 63-64 | L | 23-56 | .411 | 12-34 | .353 | 5-12 | .417 | 10 | 29 | 39 | 34.5 | 15 | 14 | 11 | 0 | 5 | 63 | 77.0 |
| at Saint Louis | 12-19-08 | 70-73 | L | 22-50 | .440 | 4-23 | .174 | 22-25 | .880 | 3 | 21 | 24 | 33.5 | 23 | 6 | 10 | 1 | 8 | 70 | 76.4 |
| vs Northern Colorado | 12-22-08 | 75-70 | W | 24-54 | .444 | 8-24 | .333 | 19-24 | .792 | 8 | 18 | 26 | 32.9 | 14 | 10 | 11 | 2 | 8 | 75 | 76.2 |
| vs USC Upstate | 12-23-08 | 77-64 | W | 24-41 | .585 | 12-21 | .571 | 17-23 | .739 | 5 | 19 | 24 | 32.2 | 17 | 17 | 14 | 0 | 6 | 77 | 76.3 |
| CINCINNATI CHRISTIAN | 12-28-08 | 86-55 | W | 34-67 | .507 | 9-24 | .375 | 9-16 | .563 | 15 | 32 | 47 | 33.3 | 16 | 18 | 11 | 7 | 12 | 86 | 77.0 |
| at Winthrop | 01-03-09 | 57-59 | L | 20-49 | .408 | 7-26 | .269 | 10-13 | .769 | 10 | 18 | 28 | 32.9 | 14 | 14 | 7 | 2 | 6 | 57 | 75.7 |
| at Presbyterian | 01-05-09 | 66-67 | Lot | 24-65 | .369 | 9-26 | .346 | 9-13 | .692 | 17 | 27 | 44 | 33.6 | 19 | 13 | 16 | 2 | 9 | 66 | 75.1 |
| CHARLESTON SOUTHERN | 01-10-09 | 79-60 | W | 30-62 | .484 | 8-27 | .296 | 11-13 | .846 | 9 | 25 | 34 | 33.6 | 12 | 19 | 9 | 1 | 8 | 79 | 75.3 |
| COASTAL CAROLINA | 01-12-09 | 68-55 | W | 24-48 | .500 | 7-24 | .292 | 13-21 | .619 | 10 | 21 | 31 | 33.5 | 14 | 14 | 17 | 1 | 11 | 68 | 74.9 |
| at VMI | 01-17-09 | 91-80 | W | 33-62 | .532 | 9-21 | .429 | 16-20 | .800 | 15 | 33 | 48 | 34.3 | 18 | 16 | 25 | 3 | 7 | 91 | 75.7 |
| at High Point | 01-20-09 | 61-56 | W | 22-52 | .423 | 11-29 | .379 | 6-16 | .375 | 10 | 19 | 29 | 34.0 | 11 | 14 | 12 | 0 | 9 | 61 | 75.0 |
| RADFORD | 01-24-09 | 82-94 | Lot | 29-74 | .392 | 14-41 | .341 | 10-18 | .556 | 15 | 27 | 42 | 34.4 | 27 | 20 | 15 | 1 | 10 | 82 | 75.3 |
| Liberty | | 1582 | | 561-1206 | .465 | 193-547 | .353 | 267-388 | .688 | 211 | 511 | 722 | 34.4 | 342 | 313 | 269 | 33 | 162 | 1582 | 75.3 |
| Opponents | | 1431 | | 533-1266 | .421 | 167-525 | .318 | 198-307 | .645 | 294 | 504 | 798 | 38.0 | 370 | 322 | 331 | 61 | 126 | 1431 | 68.1 |

Games played: 21
 Points/game: 75.3
 FG Pct: 46.5
 3FG Pct: 35.3
 FT Pct: 68.8

Rebounds/game: 34.4
 Assists/game: 14.9
 Turnovers/game: 12.8
 Assist/turnover ratio: 1.2
 Steals/game: 7.7
 Blocks/game: 1.6

2008-09 Liberty Men's Basketball
 Liberty Opponent Game-by-Game (as of Jan 27, 2009)
 All games

OPPONENT STATISTICS

| Opponent | Date | Score | W/L | ---TOTAL--- | | ---3-PTRS--- | | ---FT-FTA--- | | ----REBOUNDS---- | | | | PF | A | TO | Blk | Stl | Pts | ---Avg |
|----------------------|----------|-------|-----|-------------|------|--------------|------|--------------|------|------------------|-----|-----|------|-----|-----|-----|-----|-----|------|--------|
| | | | | FG-FGA | Pct | 3FG-FGA | Pct | FT-FTA | Pct | Off | Def | Tot | Avg | | | | | | | |
| MONTREAT | 11-14-08 | 97-77 | W | 27-68 | .397 | 7-28 | .250 | 16-25 | .640 | 18 | 25 | 43 | 43.0 | 21 | 15 | 19 | 3 | 6 | 77 | 77.0 |
| at UNC Asheville | 11-18-08 | 56-84 | L | 29-59 | .492 | 9-17 | .529 | 17-21 | .810 | 11 | 38 | 49 | 46.0 | 21 | 20 | 15 | 4 | 6 | 84 | 80.5 |
| at Virginia | 11-25-08 | 86-82 | W | 27-58 | .466 | 13-32 | .406 | 15-19 | .789 | 11 | 26 | 37 | 43.0 | 18 | 18 | 14 | 1 | 5 | 82 | 81.0 |
| COCKER | 11-28-08 | 88-66 | W | 24-61 | .393 | 10-33 | .303 | 8-12 | .667 | 10 | 17 | 27 | 39.0 | 16 | 15 | 12 | 1 | 10 | 66 | 77.2 |
| WILLIAM & MARY | 11-29-08 | 80-74 | Wot | 27-70 | .386 | 13-46 | .283 | 7-9 | .778 | 23 | 26 | 49 | 41.0 | 27 | 23 | 20 | 2 | 4 | 74 | 76.6 |
| GEORGE MASON | 12-01-08 | 69-66 | Wot | 27-63 | .429 | 5-19 | .263 | 7-11 | .636 | 11 | 30 | 41 | 41.0 | 13 | 17 | 15 | 7 | 4 | 66 | 74.8 |
| GARDNER-WEBB | 12-06-08 | 68-59 | W | 22-58 | .379 | 9-26 | .346 | 6-9 | .667 | 14 | 24 | 38 | 40.6 | 20 | 12 | 20 | 1 | 6 | 59 | 72.6 |
| at Clemson | 12-07-08 | 75-80 | L | 32-63 | .508 | 8-21 | .381 | 8-10 | .800 | 11 | 20 | 31 | 39.4 | 14 | 22 | 9 | 7 | 6 | 80 | 73.5 |
| ANDERSON | 12-15-08 | 88-46 | W | 16-52 | .308 | 6-26 | .231 | 8-12 | .667 | 13 | 14 | 27 | 38.0 | 18 | 7 | 16 | 1 | 6 | 46 | 70.4 |
| at DePaul | 12-17-08 | 63-64 | L | 23-61 | .377 | 6-29 | .207 | 12-18 | .667 | 13 | 27 | 40 | 38.2 | 13 | 14 | 8 | 2 | 5 | 64 | 69.8 |
| at Saint Louis | 12-19-08 | 70-73 | L | 26-57 | .456 | 7-20 | .350 | 14-21 | .667 | 14 | 27 | 41 | 38.5 | 20 | 14 | 14 | 1 | 4 | 73 | 70.1 |
| vs Northern Colorado | 12-22-08 | 75-70 | W | 27-56 | .482 | 9-24 | .375 | 7-9 | .778 | 13 | 26 | 39 | 38.5 | 23 | 17 | 23 | 1 | 6 | 70 | 70.1 |
| vs USC Upstate | 12-23-08 | 77-64 | W | 23-52 | .442 | 7-23 | .304 | 11-18 | .611 | 14 | 14 | 28 | 37.7 | 18 | 15 | 17 | 2 | 3 | 64 | 69.6 |
| CINCINNATI CHRISTIAN | 12-28-08 | 86-55 | W | 20-56 | .357 | 10-27 | .370 | 5-12 | .417 | 9 | 21 | 30 | 37.1 | 15 | 14 | 18 | 2 | 2 | 55 | 68.6 |
| at Winthrop | 01-03-09 | 57-59 | L | 22-52 | .423 | 7-19 | .368 | 8-15 | .533 | 18 | 21 | 39 | 37.3 | 15 | 16 | 13 | 1 | 3 | 59 | 67.9 |
| at Presbyterian | 01-05-09 | 66-67 | Lot | 24-61 | .393 | 10-23 | .435 | 9-14 | .643 | 14 | 27 | 41 | 37.5 | 16 | 10 | 15 | 6 | 9 | 67 | 67.9 |
| CHARLESTON SOUTHERN | 01-10-09 | 79-60 | W | 24-59 | .407 | 4-23 | .174 | 8-14 | .571 | 14 | 25 | 39 | 37.6 | 16 | 9 | 18 | 3 | 6 | 60 | 67.4 |
| COASTAL CAROLINA | 01-12-09 | 68-55 | W | 22-54 | .407 | 7-23 | .304 | 4-7 | .571 | 12 | 18 | 30 | 37.2 | 18 | 17 | 19 | 0 | 8 | 55 | 66.7 |
| at VMI | 01-17-09 | 91-80 | W | 29-72 | .403 | 9-30 | .300 | 13-17 | .765 | 14 | 16 | 30 | 36.8 | 18 | 9 | 16 | 3 | 15 | 80 | 67.4 |
| at High Point | 01-20-09 | 61-56 | W | 26-58 | .448 | 3-16 | .188 | 1-3 | .333 | 15 | 27 | 42 | 37.0 | 12 | 17 | 14 | 6 | 8 | 56 | 66.8 |
| RADFORD | 01-24-09 | 82-94 | Lot | 36-76 | .474 | 8-20 | .400 | 14-31 | .452 | 22 | 35 | 57 | 38.0 | 18 | 21 | 16 | 7 | 4 | 94 | 68.1 |
| Opponents | | 1431 | | 533-1266 | .421 | 167-525 | .318 | 198-307 | .645 | 294 | 504 | 798 | 38.0 | 370 | 322 | 331 | 61 | 126 | 1431 | 68.1 |
| Liberty | | 1582 | | 561-1206 | .465 | 193-547 | .353 | 267-388 | .688 | 211 | 511 | 722 | 34.4 | 342 | 313 | 269 | 33 | 162 | 1582 | 75.3 |

Games played: 21
 Points/game: 68.1
 FG Pct: 42.1
 3FG Pct: 31.8
 FT Pct: 64.5

Rebounds/game: 38.0
 Assists/game: 15.3
 Turnovers/game: 15.8
 Assist/turnover ratio: 1.0
 Steals/game: 6.0
 Blocks/game: 2.9

2008-09 Liberty Men's Basketball
Liberty Season/Career Statistics (as of Jan 27, 2009)
All games

| SUMMARY | SEASON STATISTICS | | | | | | | | | | CAREER STATISTICS | | | | | | | | | |
|----------------------|-------------------|-------|------|------|------|-----|-----|-----|-----|-------|-------------------|-------|------|------|------|-----|-----|-----|-----|-------|
| | GP-GS | Min/G | FG% | 3PT% | FT% | R/G | A/G | STL | BLK | PTS/G | GP-GS | Min/G | FG% | 3PT% | FT% | R/G | A/G | STL | BLK | PTS/G |
| CURRY, Seth..... | 21-21 | 36.4 | .447 | .386 | .781 | 3.8 | 2.0 | 30 | 6 | 20.7 | 21-21 | 36.4 | .447 | .386 | .781 | 3.8 | 2.0 | 30 | 6 | 20.7 |
| SMITH, Anthony..... | 21-20 | 35.5 | .526 | .379 | .631 | 7.0 | 2.1 | 33 | 5 | 18.8 | 114-102 | 32.0 | .481 | .376 | .638 | 4.4 | 1.7 | 116 | 28 | 13.5 |
| OHMAN, Kyle..... | 21-21 | 33.4 | .400 | .366 | .833 | 5.4 | 2.6 | 23 | 5 | 11.8 | 63-30 | 24.8 | .401 | .384 | .812 | 3.2 | 1.7 | 52 | 17 | 8.0 |
| FLOYD, Brolin..... | 21-21 | 24.8 | .487 | .263 | .643 | 5.0 | 1.5 | 16 | 4 | 7.2 | 21-21 | 24.8 | .487 | .263 | .643 | 5.0 | 1.5 | 16 | 4 | 7.2 |
| SANDERS, Jesse..... | 21-21 | 31.3 | .485 | .200 | .780 | 4.7 | 3.8 | 29 | 2 | 6.8 | 21-21 | 31.3 | .485 | .200 | .780 | 4.7 | 3.8 | 29 | 2 | 6.8 |
| STEPHENE, Johnny.... | 21-1 | 18.0 | .533 | .313 | .659 | 1.7 | 1.9 | 8 | 0 | 4.6 | 21-1 | 18.0 | .533 | .313 | .659 | 1.7 | 1.9 | 8 | 0 | 4.6 |
| BAKER, Tyler..... | 12-0 | 11.0 | .314 | .211 | .714 | 2.2 | 0.3 | 5 | 4 | 3.0 | 44-1 | 12.4 | .374 | .361 | .854 | 2.4 | 0.7 | 19 | 11 | 4.0 |
| WEAVER, Bill..... | 21-0 | 7.9 | .478 | .000 | .385 | 1.0 | 0.3 | 7 | 0 | 1.3 | 21-0 | 7.9 | .478 | .000 | .385 | 1.0 | 0.3 | 7 | 0 | 1.3 |
| SMITH, Austin..... | 15-0 | 6.0 | .533 | .000 | .500 | 0.5 | 0.1 | 6 | 2 | 1.3 | 15-0 | 6.0 | .533 | .000 | .500 | 0.5 | 0.1 | 6 | 2 | 1.3 |
| SPENCER, James..... | 18-0 | 8.1 | .500 | .429 | .333 | 1.0 | 0.4 | 3 | 1 | 0.7 | 34-0 | 5.2 | .455 | .375 | .333 | 0.7 | 0.3 | 3 | 1 | 0.4 |
| SUMMERS, Chris..... | 7-0 | 4.0 | .625 | .500 | .500 | 0.7 | 0.1 | 1 | 0 | 1.7 | 7-0 | 4.0 | .625 | .500 | .500 | 0.7 | 0.1 | 1 | 0 | 1.7 |
| x-McMASTERS, Carter. | 5-0 | 9.0 | .231 | .250 | .000 | 0.8 | 0.2 | 1 | 4 | 1.6 | 5-0 | 9.0 | .231 | .250 | .000 | 0.8 | 0.2 | 1 | 4 | 1.6 |

| SCORING | SEASON STATISTICS | | | | | | | | | | CAREER STATISTICS | | | | | | | | | |
|----------------------|-------------------|------|---------|------|--------|------|-----|-------|----------|------|-------------------|------|---------|------|------|-------|--|--|--|--|
| | FG-FGA | FG% | 3FG-FGA | 3PT% | FT-FTA | FT% | PTS | PTS/G | FG-FGA | FG% | 3FG-FGA | 3PT% | FT-FTA | FT% | PTS | PTS/G | | | | |
| CURRY, Seth..... | 156-349 | .447 | 66-171 | .386 | 57-73 | .781 | 435 | 20.7 | 156-349 | .447 | 66-171 | .386 | 57-73 | .781 | 435 | 20.7 | | | | |
| SMITH, Anthony..... | 143-272 | .526 | 44-116 | .379 | 65-103 | .631 | 395 | 18.8 | 559-1161 | .481 | 189-503 | .376 | 227-356 | .638 | 1534 | 13.5 | | | | |
| OHMAN, Kyle..... | 82-205 | .400 | 53-145 | .366 | 30-36 | .833 | 247 | 11.8 | 164-409 | .401 | 118-307 | .384 | 56-69 | .812 | 502 | 8.0 | | | | |
| FLOYD, Brolin..... | 57-117 | .487 | 10-38 | .263 | 27-42 | .643 | 151 | 7.2 | 57-117 | .487 | 10-38 | .263 | 27-42 | .643 | 151 | 7.2 | | | | |
| SANDERS, Jesse..... | 49-101 | .485 | 5-25 | .200 | 39-50 | .780 | 142 | 6.8 | 49-101 | .485 | 5-25 | .200 | 39-50 | .780 | 142 | 6.8 | | | | |
| STEPHENE, Johnny.... | 32-60 | .533 | 5-16 | .313 | 27-41 | .659 | 96 | 4.6 | 32-60 | .533 | 5-16 | .313 | 27-41 | .659 | 96 | 4.6 | | | | |
| BAKER, Tyler..... | 11-35 | .314 | 4-19 | .211 | 10-14 | .714 | 36 | 3.0 | 52-139 | .374 | 35-97 | .361 | 35-41 | .854 | 174 | 4.0 | | | | |
| WEAVER, Bill..... | 11-23 | .478 | 0-0 | .000 | 5-13 | .385 | 27 | 1.3 | 11-23 | .478 | 0-0 | .000 | 5-13 | .385 | 27 | 1.3 | | | | |
| SMITH, Austin..... | 8-15 | .533 | 0-0 | .000 | 4-8 | .500 | 20 | 1.3 | 8-15 | .533 | 0-0 | .000 | 4-8 | .500 | 20 | 1.3 | | | | |
| SPENCER, James..... | 4-8 | .500 | 3-7 | .429 | 2-6 | .333 | 13 | 0.7 | 5-11 | .455 | 3-8 | .375 | 2-6 | .333 | 15 | 0.4 | | | | |
| SUMMERS, Chris..... | 5-8 | .625 | 1-2 | .500 | 1-2 | .500 | 12 | 1.7 | 5-8 | .625 | 1-2 | .500 | 1-2 | .500 | 12 | 1.7 | | | | |
| x-McMASTERS, Carter. | 3-13 | .231 | 2-8 | .250 | 0-0 | .000 | 8 | 1.6 | 3-13 | .231 | 2-8 | .250 | 0-0 | .000 | 8 | 1.6 | | | | |

| TOTALS | SEASON STATISTICS | | | | | | | | | | CAREER STATISTICS | | | | | | | | | |
|----------------------|-------------------|-------|-------|----|----|----|----|------|-------|-------|-------------------|-----|----|-----|-----|------|--|--|--|--|
| | O-REB | D-REB | TOTAL | PF | FO | A | TO | A/TO | O-REB | D-REB | TOTAL | PF | FO | A | TO | A/TO | | | | |
| CURRY, Seth..... | 12 | 67 | 79 | 29 | 0 | 41 | 37 | 1.1 | 12 | 67 | 79 | 29 | 0 | 41 | 37 | 1.1 | | | | |
| SMITH, Anthony..... | 28 | 118 | 146 | 42 | 1 | 44 | 49 | 0.9 | 117 | 380 | 497 | 274 | 3 | 194 | 200 | 1.0 | | | | |
| OHMAN, Kyle..... | 16 | 98 | 114 | 49 | 1 | 55 | 40 | 1.4 | 38 | 162 | 200 | 142 | 7 | 108 | 96 | 1.1 | | | | |
| FLOYD, Brolin..... | 37 | 68 | 105 | 56 | 1 | 31 | 33 | 0.9 | 37 | 68 | 105 | 56 | 1 | 31 | 33 | 0.9 | | | | |
| SANDERS, Jesse..... | 43 | 56 | 99 | 54 | 2 | 80 | 38 | 2.1 | 43 | 56 | 99 | 54 | 2 | 80 | 38 | 2.1 | | | | |
| STEPHENE, Johnny.... | 14 | 22 | 36 | 26 | 0 | 40 | 36 | 1.1 | 14 | 22 | 36 | 26 | 0 | 40 | 36 | 1.1 | | | | |
| BAKER, Tyler..... | 6 | 20 | 26 | 21 | 1 | 4 | 9 | 0.4 | 20 | 86 | 106 | 78 | 2 | 32 | 35 | 0.9 | | | | |
| WEAVER, Bill..... | 11 | 11 | 22 | 13 | 0 | 6 | 10 | 0.6 | 11 | 11 | 22 | 13 | 0 | 6 | 10 | 0.6 | | | | |
| SMITH, Austin..... | 4 | 4 | 8 | 23 | 0 | 2 | 4 | 0.5 | 4 | 4 | 8 | 23 | 0 | 2 | 4 | 0.5 | | | | |
| SPENCER, James..... | 3 | 15 | 18 | 18 | 0 | 8 | 5 | 1.6 | 4 | 20 | 24 | 25 | 0 | 10 | 7 | 1.4 | | | | |
| SUMMERS, Chris..... | 2 | 3 | 5 | 3 | 0 | 1 | 3 | 0.3 | 2 | 3 | 5 | 3 | 0 | 1 | 3 | 0.3 | | | | |
| x-McMASTERS, Carter. | 1 | 3 | 4 | 8 | 0 | 1 | 4 | 0.3 | 1 | 3 | 4 | 8 | 0 | 1 | 4 | 0.3 | | | | |

2008-09 Liberty Men's Basketball
Liberty Overall/Conference Statistics (as of Jan 27, 2009)
All games

| SUMMARY | OVERALL STATISTICS | | | | | | | | | | CONFERENCE STATISTICS | | | | | | | | | |
|----------------------|--------------------|-------|------|------|------|------|------|-----|-----|-------|-----------------------|-------|-------|------|------|------|------|-----|-----|-------|
| | GP-GS | Min/G | FG% | 3PT% | FT% | R/G | A/G | STL | BLK | PTS/G | GP-GS | Min/G | FG% | 3PT% | FT% | R/G | A/G | STL | BLK | PTS/G |
| CURRY, Seth..... | 21-21 | 36.4 | .447 | .386 | .781 | 3.8 | 2.0 | 30 | 6 | 20.7 | 9-9 | 38.7 | .392 | .289 | .857 | 4.0 | 2.1 | 12 | 3 | 20.2 |
| SMITH, Anthony..... | 21-20 | 35.5 | .526 | .379 | .631 | 7.0 | 2.1 | 33 | 5 | 18.8 | 9-9 | 39.1 | .547 | .491 | .581 | 7.7 | 1.7 | 19 | 1 | 20.1 |
| OHMAN, Kyle..... | 21-21 | 33.4 | .400 | .366 | .833 | 5.4 | 2.6 | 23 | 5 | 11.8 | 9-9 | 34.0 | .351 | .277 | .714 | 6.3 | 2.8 | 6 | 3 | 10.4 |
| FLOYD, Brolin..... | 21-21 | 24.8 | .487 | .263 | .643 | 5.0 | 1.5 | 16 | 4 | 7.2 | 9-9 | 26.0 | .542 | .250 | .556 | 5.2 | 1.8 | 11 | 1 | 7.1 |
| SANDERS, Jesse..... | 21-21 | 31.3 | .485 | .200 | .780 | 4.7 | 3.8 | 29 | 2 | 6.8 | 9-9 | 31.2 | .391 | .273 | .588 | 4.6 | 3.8 | 15 | 0 | 5.4 |
| STEPHENE, Johnny.... | 21-1 | 18.0 | .533 | .313 | .659 | 1.7 | 1.9 | 8 | 0 | 4.6 | 9-0 | 16.7 | .455 | .286 | .444 | 1.6 | 1.9 | 5 | 0 | 2.9 |
| BAKER, Tyler..... | 12-0 | 11.0 | .314 | .211 | .714 | 2.2 | 0.3 | 5 | 4 | 3.0 | 7-0 | 10.7 | .200 | .000 | .667 | 1.9 | 0.4 | 3 | 3 | 1.7 |
| WEAVER, Bill..... | 21-0 | 7.9 | .478 | .000 | .385 | 1.0 | 0.3 | 7 | 0 | 1.3 | 9-0 | 7.1 | .444 | .000 | .000 | 0.9 | 0.1 | 3 | 0 | 0.9 |
| SMITH, Austin..... | 15-0 | 6.0 | .533 | .000 | .500 | 0.5 | 0.1 | 6 | 2 | 1.3 | 6-0 | 3.2 | 1.000 | .000 | .000 | 0.3 | 0.0 | 0 | 1 | 0.3 |
| SPENCER, James..... | 18-0 | 8.1 | .500 | .429 | .333 | 1.0 | 0.4 | 3 | 1 | 0.7 | 8-0 | 6.3 | .250 | .250 | .250 | 1.0 | 0.6 | 2 | 1 | 0.5 |
| SUMMERS, Chris..... | 7-0 | 4.0 | .625 | .500 | .500 | 0.7 | 0.1 | 1 | 0 | 1.7 | 2-0 | 1.0 | .000 | .000 | .000 | 0.0 | 0.0 | 0 | 0 | 0.0 |
| x-McMASTERS, Carter. | 5-0 | 9.0 | .231 | .250 | .000 | 0.8 | 0.2 | 1 | 4 | 1.6 | 1-0 | 19.0 | .333 | .333 | .000 | 0.0 | 0.0 | 0 | 1 | 6.0 |
| Total..... | 21 | | .465 | .353 | .688 | 34.4 | 14.9 | 162 | 33 | 75.3 | 9 | | .429 | .320 | .637 | 35.7 | 15.0 | 76 | 14 | 69.8 |
| Opponents..... | 21 | | .421 | .318 | .645 | 38.0 | 15.3 | 126 | 61 | 68.1 | 9 | | .426 | .335 | .611 | 40.6 | 14.6 | 65 | 31 | 68.2 |

| SCORING | OVERALL STATISTICS | | | | | | | | | | CONFERENCE STATISTICS | | | | | | | | | |
|----------------------|--------------------|------|---------|------|---------|------|------|-------|---------|-------|-----------------------|------|---------|------|-----|-------|--|--|--|--|
| | FG-FGA | FG% | 3FG-FGA | 3PT% | FT-FTA | FT% | PTS | PTS/G | FG-FGA | FG% | 3FG-FGA | 3PT% | FT-FTA | FT% | PTS | PTS/G | | | | |
| CURRY, Seth..... | 156-349 | .447 | 66-171 | .386 | 57-73 | .781 | 435 | 20.7 | 62-158 | .392 | 22-76 | .289 | 36-42 | .857 | 182 | 20.2 | | | | |
| SMITH, Anthony..... | 143-272 | .526 | 44-116 | .379 | 65-103 | .631 | 395 | 18.8 | 64-117 | .547 | 28-57 | .491 | 25-43 | .581 | 181 | 20.1 | | | | |
| OHMAN, Kyle..... | 82-205 | .400 | 53-145 | .366 | 30-36 | .833 | 247 | 11.8 | 33-94 | .351 | 18-65 | .277 | 10-14 | .714 | 94 | 10.4 | | | | |
| FLOYD, Brolin..... | 57-117 | .487 | 10-38 | .263 | 27-42 | .643 | 151 | 7.2 | 26-48 | .542 | 2-8 | .250 | 10-18 | .556 | 64 | 7.1 | | | | |
| SANDERS, Jesse..... | 49-101 | .485 | 5-25 | .200 | 39-50 | .780 | 142 | 6.8 | 18-46 | .391 | 3-11 | .273 | 10-17 | .588 | 49 | 5.4 | | | | |
| STEPHENE, Johnny.... | 32-60 | .533 | 5-16 | .313 | 27-41 | .659 | 96 | 4.6 | 10-22 | .455 | 2-7 | .286 | 4-9 | .444 | 26 | 2.9 | | | | |
| BAKER, Tyler..... | 11-35 | .314 | 4-19 | .211 | 10-14 | .714 | 36 | 3.0 | 4-20 | .200 | 0-10 | .000 | 4-6 | .667 | 12 | 1.7 | | | | |
| WEAVER, Bill..... | 11-23 | .478 | 0-0 | .000 | 5-13 | .385 | 27 | 1.3 | 4-9 | .444 | 0-0 | .000 | 0-3 | .000 | 8 | 0.9 | | | | |
| SMITH, Austin..... | 8-15 | .533 | 0-0 | .000 | 4-8 | .500 | 20 | 1.3 | 1-1 | 1.000 | 0-0 | .000 | 0-1 | .000 | 2 | 0.3 | | | | |
| SPENCER, James..... | 4-8 | .500 | 3-7 | .429 | 2-6 | .333 | 13 | 0.7 | 1-4 | .250 | 1-4 | .250 | 1-4 | .250 | 4 | 0.5 | | | | |
| SUMMERS, Chris..... | 5-8 | .625 | 1-2 | .500 | 1-2 | .500 | 12 | 1.7 | 0-0 | .000 | 0-0 | .000 | 0-0 | .000 | 0 | 0.0 | | | | |
| x-McMASTERS, Carter. | 3-13 | .231 | 2-8 | .250 | 0-0 | .000 | 8 | 1.6 | 2-6 | .333 | 2-6 | .333 | 0-0 | .000 | 6 | 6.0 | | | | |
| Total..... | 561-1206 | .465 | 193-547 | .353 | 267-388 | .688 | 1582 | 75.3 | 225-525 | .429 | 78-244 | .320 | 100-157 | .637 | 628 | 69.8 | | | | |
| Opponents..... | 533-1266 | .421 | 167-525 | .318 | 198-307 | .645 | 1431 | 68.1 | 234-549 | .426 | 66-197 | .335 | 80-131 | .611 | 614 | 68.2 | | | | |

| TOTALS | OVERALL STATISTICS | | | | | | | | | | CONFERENCE STATISTICS | | | | | | | | | |
|----------------------|--------------------|-------|-------|-----|----|-----|-----|------|----|-----|-----------------------|-------|-------|----|-----|-----|-----|------|----|-----|
| | O-REB | D-REB | TOTAL | PF | FO | A | TO | A/TO | Hi | Pts | O-REB | D-REB | TOTAL | PF | FO | A | TO | A/TO | Hi | Pts |
| CURRY, Seth..... | 12 | 67 | 79 | 29 | 0 | 41 | 37 | 1.1 | 35 | 8 | 28 | 36 | 11 | 0 | 19 | 16 | 1.2 | 35 | | |
| SMITH, Anthony..... | 28 | 118 | 146 | 42 | 1 | 44 | 49 | 0.9 | 27 | 17 | 52 | 69 | 16 | 0 | 15 | 27 | 0.6 | 27 | | |
| OHMAN, Kyle..... | 16 | 98 | 114 | 49 | 1 | 55 | 40 | 1.4 | 26 | 11 | 46 | 57 | 25 | 0 | 25 | 14 | 1.8 | 19 | | |
| FLOYD, Brolin..... | 37 | 68 | 105 | 56 | 1 | 31 | 33 | 0.9 | 15 | 20 | 27 | 47 | 25 | 1 | 16 | 15 | 1.1 | 15 | | |
| SANDERS, Jesse..... | 43 | 56 | 99 | 54 | 2 | 80 | 38 | 2.1 | 15 | 16 | 25 | 41 | 29 | 2 | 34 | 20 | 1.7 | 12 | | |
| STEPHENE, Johnny.... | 14 | 22 | 36 | 26 | 0 | 40 | 36 | 1.1 | 15 | 7 | 7 | 14 | 13 | 0 | 17 | 16 | 1.1 | 8 | | |
| BAKER, Tyler..... | 6 | 20 | 26 | 21 | 1 | 4 | 9 | 0.4 | 10 | 5 | 8 | 13 | 9 | 0 | 3 | 4 | 0.8 | 6 | | |
| WEAVER, Bill..... | 11 | 11 | 22 | 13 | 0 | 6 | 10 | 0.6 | 4 | 4 | 4 | 8 | 5 | 0 | 1 | 5 | 0.2 | 4 | | |
| SMITH, Austin..... | 4 | 4 | 8 | 23 | 0 | 2 | 4 | 0.5 | 7 | 0 | 2 | 2 | 6 | 0 | 0 | 2 | 0.0 | 2 | | |
| SPENCER, James..... | 3 | 15 | 18 | 18 | 0 | 8 | 5 | 1.6 | 4 | 2 | 6 | 8 | 7 | 0 | 5 | 2 | 2.5 | 4 | | |
| SUMMERS, Chris..... | 2 | 3 | 5 | 3 | 0 | 1 | 3 | 0.3 | 7 | 0 | 0 | 0 | 0 | 0 | 1 | 0.0 | 0 | | | |
| x-McMASTERS, Carter. | 1 | 3 | 4 | 8 | 0 | 1 | 4 | 0.3 | 6 | 0 | 0 | 0 | 2 | 0 | 1 | 0.0 | 6 | | | |
| Total..... | 211 | 511 | 722 | 342 | 6 | 313 | 269 | 1.2 | 97 | 103 | 218 | 321 | 148 | 3 | 135 | 124 | 1.1 | 91 | | |
| Opponents..... | 294 | 504 | 798 | 370 | - | 322 | 331 | 1.0 | 94 | 134 | 231 | 365 | 154 | 2 | 131 | 146 | 0.9 | 94 | | |

2008-09 Liberty Men's Basketball
Liberty Game-by-Game Highs (as of Jan 27, 2009)
All games

| Opponent | Date | Score | WL | POINTS | REBOUNDS | ASSISTS | STEALS | BLOCKED SHOTS |
|----------------------|----------|-------|----|---------------------------------|---|---|---|---|
| MONTREAT | 11-14-08 | 97-77 | W | 25-SMITH, Anthon | 9-SMITH, Anthon | 6-CURRY, Seth | 7-CURRY, Seth | 2-McMASTERS, Ca |
| at UNC Asheville | 11-18-08 | 56-84 | L | 18-CURRY, Seth | 6-CURRY, Seth FLOYD, Brolin OHMAN, Kyle | 2-SANDERS, Jess FLOYD, Brolin | 2-FLOYD, Brolin SMITH, Anthon | 1-McMASTERS, Ca SMITH, Austin |
| at Virginia | 11-25-08 | 86-82 | W | 26-OHMAN, Kyle CURRY, Seth | 4-FLOYD, Brolin SMITH, Anthon SANDERS, Jess | 8-SANDERS, Jess | 2-SMITH, Austin OHMAN, Kyle | None |
| COCKER | 11-28-08 | 88-66 | W | 22-CURRY, Seth | 8-CURRY, Seth | 3-STEPHENE, Joh OHMAN, Kyle | 2-OHMAN, Kyle SMITH, Anthon | 1-SMITH, Anthon |
| WILLIAM & MARY | 11-29-08 | 80-74 | WO | 22-SMITH, Anthon | 10-SMITH, Anthon | 2-SMITH, Anthon SANDERS, Jess FLOYD, Brolin | 4-SANDERS, Jess | 1-McMASTERS, Ca |
| GEORGE MASON | 12-01-08 | 69-66 | WO | 22-CURRY, Seth | 9-SMITH, Anthon | 6-SANDERS, Jess | 2-SANDERS, Jess | None |
| GARDNER-WEBB | 12-06-08 | 68-59 | W | 27-SMITH, Anthon | 13-OHMAN, Kyle | 5-CURRY, Seth | 4-SANDERS, Jess | 1-FLOYD, Brolin CURRY, Seth |
| at Clemson | 12-07-08 | 75-80 | L | 24-CURRY, Seth | 8-SMITH, Anthon | 6-SANDERS, Jess | 2-OHMAN, Kyle | 1-CURRY, Seth |
| SANDERSON | 12-15-08 | 88-46 | W | 22-CURRY, Seth | 7-FLOYD, Brolin | 7-SANDERS, Jess | 3-SANDERS, Jess | 1-CURRY, Seth |
| at DePaul | 12-17-08 | 63-64 | L | 16-CURRY, Seth | 9-SANDERS, Jess | 5-OHMAN, Kyle | 2-CURRY, Seth | None |
| at Saint Louis | 12-19-08 | 70-73 | L | 21-SMITH, Anthon | 5-OHMAN, Kyle SANDERS, Jess | 2-SANDERS, Jess CURRY, Seth | 2-CURRY, Seth FLOYD, Brolin STEPHENE, Joh OHMAN, Kyle SMITH, Anthon | 1-OHMAN, Kyle |
| vs Northern Colorado | 12-22-08 | 75-70 | W | 30-CURRY, Seth | 8-FLOYD, Brolin | 3-SMITH, Anthon SANDERS, Jess | 4-SMITH, Anthon | 1-CURRY, Seth SMITH, Anthon |
| vs USC Upstate | 12-23-08 | 77-64 | W | 21-SMITH, Anthon | 7-SMITH, Anthon | 4-STEPHENE, Joh SMITH, Anthon | 2-OHMAN, Kyle CURRY, Seth | None |
| CINCINNATI CHRISTIAN | 12-28-08 | 86-55 | W | 21-CURRY, Seth | 9-FLOYD, Brolin | 4-FLOYD, Brolin | 2-STEPHENE, Joh BAKER, Tyler OHMAN, Kyle SMITH, Austin | 2-FLOYD, Brolin SMITH, Anthon SANDERS, Jess |
| at Winthrop | 01-03-09 | 57-59 | L | 24-SMITH, Anthon | 8-FLOYD, Brolin | 5-SANDERS, Jess | 3-SANDERS, Jess | 1-BAKER, Tyler CURRY, Seth |
| at Presbyterian | 01-05-09 | 66-67 | OL | 27-SMITH, Anthon | 12-SMITH, Anthon | 3-OHMAN, Kyle SANDERS, Jess STEPHENE, Joh | 2-STEPHENE, Joh CURRY, Seth | 2-OHMAN, Kyle |
| CHARLESTON SOUTHERN | 01-10-09 | 79-60 | W | 27-CURRY, Seth | 6-SMITH, Anthon SANDERS, Jess | 5-SMITH, Anthon | 2-SMITH, Anthon SANDERS, Jess | 1-SMITH, Anthon |
| COASTAL CAROLINA | 01-12-09 | 68-55 | W | 15-CURRY, Seth FLOYD, Brolin | 7-OHMAN, Kyle | 6-OHMAN, Kyle | 3-SMITH, Anthon | 1-BAKER, Tyler |
| at VMI | 01-17-09 | 91-80 | W | 35-CURRY, Seth | 17-SMITH, Anthon | 8-SANDERS, Jess | 3-CURRY, Seth | 1-BAKER, Tyler CURRY, Seth OHMAN, Kyle |
| at High Point | 01-20-09 | 61-56 | W | 24-SMITH, Anthon | 7-OHMAN, Kyle | 5-SANDERS, Jess | 4-SMITH, Anthon | None |
| RADFORD | 01-24-09 | 82-94 | OL | 30-CURRY, Seth | 12-SMITH, Anthon | 5-OHMAN, Kyle SMITH, Anthon | 2-SMITH, Anthon CURRY, Seth BAKER, Tyler | 1-SPENCER, Jame |

2008-09 Liberty Men's Basketball
Liberty Game-by-Game Points-Rebounds-Assists (as of Jan 27, 2009)
All games

| Opponent | Date | Score | WL | 01 | 02 | 03 | 04 | 05 | 11 | 23 | 25 | 30 |
|----------------------|----------|-------|----|-------------|------------|------------|------------|------------|------------|------------|------------|------------|
| | | | | STEPHENE, C | SUMMERS, C | BAKER, TYL | SPENCER, J | SMITH, ANT | OHMAN, KYL | FLOYD, BRO | SANDERS, J | CURRY, SET |
| MONTREAT | 11-14-08 | 97-77 | W | 2- 2- 2 | DNP | DNP | 2- 1- 1 | 25- 9- 2 | 14- 7- 3 | 15- 4- 1 | 9- 6- 3 | 23- 5- 6 |
| at UNC Asheville | 11-18-08 | 56-84 | L | 2- 0- 1 | DNP | DNP | 4- 1- 1 | 13- 4- 1 | 6- 6- 1 | 5- 6- 2 | 0- 5- 2 | 18- 6- 0 |
| at Virginia | 11-25-08 | 86-82 | W | 3- 2- 4 | DNP | DNP | 0- 0- 0 | 21- 4- 6 | 26- 3- 1 | 8- 4- 1 | 2- 4- 8 | 26- 3- 1 |
| COCKER | 11-28-08 | 88-66 | W | 5- 2- 3 | DNP | DNP | 1- 2- 0 | 16- 5- 2 | 13- 6- 3 | 7- 1- 2 | 15- 3- 1 | 22- 8- 2 |
| WILLIAM & MARY | 11-29-08 | 80-74 | WO | 2- 1- 0 | DNP | DNP | 0- 1- 1 | 22-10- 2 | 13- 4- 1 | 9- 8- 2 | 11- 8- 2 | 21- 1- 1 |
| GEORGE MASON | 12-01-08 | 69-66 | WO | 5- 2- 2 | DNP | DNP | 3- 1- 0 | 16- 9- 3 | 16- 4- 1 | 0- 5- 0 | 7- 5- 6 | 22- 6- 3 |
| GARDNER-WEBB | 12-06-08 | 68-59 | W | 8- 1- 1 | DNP | DNP | 0- 1- 0 | 27- 7- 1 | 7-13- 4 | 4- 3- 2 | 5- 2- 3 | 15- 6- 5 |
| at Clemson | 12-07-08 | 75-80 | L | 4- 0- 1 | DNP | DNP | 0- 0- 0 | 12- 8- 1 | 15- 4- 4 | 6- 6- 1 | 10- 2- 6 | 24- 4- 1 |
| ANDERSON | 12-15-08 | 88-46 | W | 14- 4- 1 | 7- 1- 1 | DNP | 3- 4- 1 | 12- 5- 3 | 8- 6- 4 | 10- 7- 1 | 3- 3- 7 | 22- 1- 0 |
| at DePaul | 12-17-08 | 63-64 | L | 0- 3- 1 | DNP | 6- 3- 0 | DNP | 15- 7- 1 | 10- 7- 5 | 10- 2- 2 | 6- 9- 3 | 16- 4- 1 |
| at Saint Louis | 12-19-08 | 70-73 | L | 15- 0- 2 | 0- 0- 0 | 0- 3- 0 | 0- 0- 0 | 21- 2- 0 | 11- 5- 0 | 5- 2- 0 | 10- 5- 2 | 8- 4- 2 |
| vs Northern Colorado | 12-22-08 | 75-70 | W | 0- 1- 0 | 2- 0- 0 | 0- 1- 0 | DNP | 23- 4- 3 | 11- 3- 2 | 3- 8- 0 | 6- 4- 3 | 30- 1- 1 |
| vs USC Upstate | 12-23-08 | 77-64 | W | 14- 3- 4 | 0- 1- 0 | 8- 1- 0 | 0- 0- 0 | 21- 7- 4 | 8- 3- 3 | 0- 2- 1 | 4- 1- 2 | 18- 3- 2 |
| CINCINNATI CHRISTIAN | 12-28-08 | 86-55 | W | 6- 2- 3 | 3- 3- 0 | 10- 5- 1 | 0- 1- 0 | 10- 7- 2 | 8- 5- 3 | 14- 9- 4 | 10- 8- 3 | 21- 3- 2 |
| at Winthrop | 01-03-09 | 57-59 | L | 0- 1- 1 | DNP | 1- 2- 1 | DNP | 24- 3- 0 | 6- 5- 2 | 2- 8- 3 | 4- 2- 5 | 18- 1- 2 |
| at Presbyterian | 01-05-09 | 66-67 | OL | 2- 3- 3 | DNP | 1- 0- 0 | 0- 1- 0 | 27-12- 1 | 8- 4- 3 | 8-11- 1 | 5- 4- 3 | 15- 3- 2 |
| CHARLESTON SOUTHERN | 01-10-09 | 79-60 | W | 4- 1- 3 | 0- 0- 0 | 6- 5- 2 | 0- 2- 0 | 13- 6- 5 | 11- 2- 3 | 12- 3- 3 | 6- 6- 2 | 27- 3- 1 |
| COASTAL CAROLINA | 01-12-09 | 68-55 | W | 8- 5- 3 | 0- 0- 0 | 0- 0- 0 | 0- 1- 2 | 14- 5- 0 | 3- 7- 6 | 15- 4- 0 | 9- 5- 2 | 15- 3- 1 |
| at VMI | 01-17-09 | 91-80 | W | 0- 1- 2 | DNP | 0- 0- 0 | 0- 0- 0 | 21-17- 1 | 16- 7- 1 | 7- 5- 2 | 12- 9- 8 | 35- 6- 2 |
| at High Point | 01-20-09 | 61-56 | W | 2- 2- 3 | DNP | 2- 4- 0 | 0- 0- 0 | 24- 3- 1 | 19- 7- 0 | 2- 4- 2 | 3- 3- 5 | 9- 2- 3 |
| RADFORD | 01-24-09 | 82-94 | OL | 0- 0- 0 | DNP | 2- 2- 0 | 0- 2- 2 | 18-12- 5 | 18- 6- 5 | 9- 3- 1 | 5- 5- 4 | 30- 6- 3 |

| Opponent | Date | Score | WL | 33 | 34 | 41 |
|----------------------|----------|-------|----|------------|------------|-----------|
| | | | | SMITH, AUS | WEAVER, BI | MCMASTERS |
| MONTREAT | 11-14-08 | 97-77 | W | 2- 2- 0 | 3- 1- 0 | 2- 4- 1 |
| at UNC Asheville | 11-18-08 | 56-84 | L | 0- 1- 0 | 2- 0- 0 | 6- 0- 0 |
| at Virginia | 11-25-08 | 86-82 | W | 0- 0- 0 | 0- 1- 0 | 0- 0- 0 |
| COCKER | 11-28-08 | 88-66 | W | 7- 2- 1 | 2- 3- 0 | 0- 0- 0 |
| WILLIAM & MARY | 11-29-08 | 80-74 | WO | 0- 0- 0 | 2- 1- 0 | 0- 0- 0 |
| GEORGE MASON | 12-01-08 | 69-66 | WO | 0- 0- 0 | 0- 0- 0 | DNP |
| GARDNER-WEBB | 12-06-08 | 68-59 | W | 0- 0- 0 | 2- 1- 1 | DNP |
| at Clemson | 12-07-08 | 75-80 | L | DNP | 4- 2- 0 | DNP |
| ANDERSON | 12-15-08 | 88-46 | W | 5- 1- 1 | 4- 1- 2 | DNP |
| at DePaul | 12-17-08 | 63-64 | L | DNP | 0- 0- 1 | DNP |
| at Saint Louis | 12-19-08 | 70-73 | L | DNP | 0- 1- 0 | DNP |
| vs Northern Colorado | 12-22-08 | 75-70 | W | 0- 0- 0 | 0- 1- 1 | DNP |
| vs USC Upstate | 12-23-08 | 77-64 | W | 2- 1- 0 | 2- 1- 1 | DNP |
| CINCINNATI CHRISTIAN | 12-28-08 | 86-55 | W | 2- 0- 0 | 2- 2- 0 | DNP |
| at Winthrop | 01-03-09 | 57-59 | L | 2- 0- 0 | 0- 3- 0 | DNP |
| at Presbyterian | 01-05-09 | 66-67 | OL | 0- 0- 0 | 0- 0- 0 | DNP |
| CHARLESTON SOUTHERN | 01-10-09 | 79-60 | W | 0- 0- 0 | 0- 1- 0 | DNP |
| COASTAL CAROLINA | 01-12-09 | 68-55 | W | 0- 1- 0 | 4- 0- 0 | DNP |
| at VMI | 01-17-09 | 91-80 | W | DNP | 0- 1- 0 | DNP |
| at High Point | 01-20-09 | 61-56 | W | DNP | 0- 0- 0 | DNP |
| RADFORD | 01-24-09 | 82-94 | OL | DNP | 0- 2- 0 | DNP |

2008-09 Liberty Men's Basketball
 Liberty Player High/Low Analysis (as of Jan 27, 2009)
 All games

Liberty - INDIVIDUAL GAME HIGHS

| | | |
|-------------------------------|---------------|---|
| Points..... | 35 | CURRY, Seth at VMI (01-17-09) |
| | 30 | CURRY, Seth vs Radford (01-24-09) |
| | 30 | CURRY, Seth vs Northern Colorado (12-22-08) |
| | 27 | CURRY, Seth vs Charleston Southern (01-10-09) |
| | 27 | SMITH, Anthony at Presbyterian (01-05-09) |
| | 27 | SMITH, Anthony vs Gardner-Webb (12-06-08) |
| Field Goals Made..... | 12 | CURRY, Seth vs Northern Colorado (12-22-08) |
| | 11 | CURRY, Seth vs Radford (01-24-09) |
| | 11 | CURRY, Seth vs Charleston Southern (01-10-09) |
| | 11 | SMITH, Anthony vs Gardner-Webb (12-06-08) |
| Field Goal Att..... | 25 | CURRY, Seth vs Radford (01-24-09) |
| | 22 | CURRY, Seth vs Montreat (11-14-08) |
| FG Pct (min 5 made)..... | .875 (7-8) | SMITH, Anthony vs USC Upstate (12-23-08) |
| | .875 (7-8) | SANDERS, Jesse vs Coker (11-28-08) |
| 3-Point FG Made..... | 6 | CURRY, Seth vs Radford (01-24-09) |
| | 6 | CURRY, Seth at Clemson (12-07-08) |
| | 6 | OHMAN, Kyle at Virginia (11-25-08) |
| 3-Point FG Att..... | 15 | CURRY, Seth vs Radford (01-24-09) |
| | 12 | OHMAN, Kyle vs Radford (01-24-09) |
| | 12 | OHMAN, Kyle vs George Mason (12-01-08) |
| 3-Pt FG Pct (min 2 made)..... | 1.000 (2-2) | BAKER, Tyler vs USC Upstate (12-23-08) |
| | 1.000 (2-2) | FLOYD, Brolin vs Anderson (12-15-08) |
| Free Throws Made..... | 11 | CURRY, Seth at VMI (01-17-09) |
| | 9 | STEPHENE, Johnny at Saint Louis (12-19-08) |
| | 9 | SMITH, Anthony vs William & Mary (11-29-08) |
| Free Throw Att..... | 13 | SMITH, Anthony vs William & Mary (11-29-08) |
| | 12 | SMITH, Anthony at UNC Asheville (11-18-08) |
| FT Pct (min 3 made)..... | 1.000 (11-11) | CURRY, Seth at VMI (01-17-09) |
| | 1.000 (6-6) | SMITH, Anthony at Saint Louis (12-19-08) |
| | 1.000 (5-5) | CURRY, Seth at Winthrop (01-03-09) |
| | 1.000 (5-5) | SANDERS, Jesse vs William & Mary (11-29-08) |
| | 1.000 (4-4) | SANDERS, Jesse vs Northern Colorado (12-22-08) |
| | 1.000 (4-4) | SANDERS, Jesse at Clemson (12-07-08) |
| | 1.000 (3-3) | SANDERS, Jesse vs Montreat (11-14-08) |
| Rebounds..... | 17 | SMITH, Anthony at VMI (01-17-09) |
| | 13 | OHMAN, Kyle vs Gardner-Webb (12-06-08) |
| Assists..... | 8 | SANDERS, Jesse at VMI (01-17-09) |
| | 8 | SANDERS, Jesse at Virginia (11-25-08) |
| Steals..... | 7 | CURRY, Seth vs Montreat (11-14-08) |
| | 4 | SMITH, Anthony at High Point (01-20-09) |
| | 4 | SMITH, Anthony vs Northern Colorado (12-22-08) |
| | 4 | SANDERS, Jesse vs Gardner-Webb (12-06-08) |
| | 4 | SANDERS, Jesse vs William & Mary (11-29-08) |
| Blocked Shots..... | 2 | OHMAN, Kyle at Presbyterian (01-05-09) |
| | 2 | SMITH, Anthony vs Cincinnati Christian (12-28-08) |
| | 2 | SANDERS, Jesse vs Cincinnati Christian (12-28-08) |
| | 2 | FLOYD, Brolin vs Cincinnati Christian (12-28-08) |
| | 2 | McMASTERS, Carter vs Montreat (11-14-08) |
| Turnovers..... | 6 | SMITH, Anthony at VMI (01-17-09) |
| | 6 | OHMAN, Kyle vs Montreat (11-14-08) |
| Fouls..... | 5 | FLOYD, Brolin vs Radford (01-24-09) |
| | 5 | SANDERS, Jesse vs Radford (01-24-09) |
| | 5 | SANDERS, Jesse at Presbyterian (01-05-09) |

2008-09 Liberty Men's Basketball
 Liberty High/Low Analysis (as of Jan 27, 2009)
 All games

OPPONENT INDIVIDUAL GAME HIGHS

| | | |
|-------------------------------|---------------|---|
| Points..... | 32 | RIVERS, K.C. at Clemson (12-07-08) |
| | 24 | WARREN, Jamarco vs Charleston Southern (01-10-09) |
| | 24 | ZEGLINSKI, Sammy at Virginia (11-25-08) |
| | 24 | NJOKU, MJ vs Montreat (11-14-08) |
| | 23 | SCHNEIDER, David vs William & Mary (11-29-08) |
| | 23 | SUMNER, Danny vs William & Mary (11-29-08) |
| Field Goals Made..... | 13 | RIVERS, K.C. at Clemson (12-07-08) |
| | 10 | PARAKHOUSKI, Artsiom vs Radford (01-24-09) |
| | 10 | SUMNER, Danny vs William & Mary (11-29-08) |
| Field Goal Att..... | 23 | SCHNEIDER, David vs William & Mary (11-29-08) |
| | 22 | SUMNER, Danny vs William & Mary (11-29-08) |
| FG Pct (min 5 made)..... | 1.000 (5-5) | PROCTOR, Mike vs Northern Colorado (12-22-08) |
| | .750 (6-8) | KOSHWAL, Mac at DePaul (12-17-08) |
| 3-Point FG Made..... | 7 | MILLER, Pierre at Presbyterian (01-05-09) |
| | 7 | SCHNEIDER, David vs William & Mary (11-29-08) |
| 3-Point FG Att..... | 23 | SCHNEIDER, David vs William & Mary (11-29-08) |
| | 12 | OGLESBY, Terrence at Clemson (12-07-08) |
| | 12 | SUMNER, Danny vs William & Mary (11-29-08) |
| 3-Pt FG Pct (min 2 made)..... | .833 (5-6) | SMITH, Sean at UNC Asheville (11-18-08) |
| | .750 (3-4) | WEST, Brett vs Cincinnati Christian (12-28-08) |
| | .750 (3-4) | MOORE, Jonathan vs Gardner-Webb (12-06-08) |
| Free Throws Made..... | 11 | NJOKU, MJ vs Montreat (11-14-08) |
| | 8 | PRIMM, J.P. at UNC Asheville (11-18-08) |
| Free Throw Att..... | 13 | NJOKU, MJ vs Montreat (11-14-08) |
| | 10 | JOHNSON, Amir vs Radford (01-24-09) |
| FT Pct (min 3 made)..... | 1.000 (8-8) | PRIMM, J.P. at UNC Asheville (11-18-08) |
| | 1.000 (6-6) | COLEMAN, Al'Lonzo at Presbyterian (01-05-09) |
| | 1.000 (4-4) | BELL, Willie at VMI (01-17-09) |
| | 1.000 (4-4) | FIGURES, Will vs Northern Colorado (12-22-08) |
| | 1.000 (4-4) | JACKSON, Quinard at UNC Asheville (11-18-08) |
| | 1.000 (3-3) | CARTER, Omar vs Charleston Southern (01-10-09) |
| | 1.000 (3-3) | FLITTNER, Grayson vs Gardner-Webb (12-06-08) |
| Rebounds..... | 17 | SCOTT, Mike at Virginia (11-25-08) |
| | 16 | PARAKHOUSKI, Artsiom vs Radford (01-24-09) |
| Assists..... | 11 | STITT, Demontez at Clemson (12-07-08) |
| | 8 | SINGLETON, David at High Point (01-20-09) |
| | 8 | JOHNSON, Logan vs Coastal Carolina (01-12-09) |
| | 8 | HARPER, Timmy vs Montreat (11-14-08) |
| Steals..... | 4 | GABRIEL, Keith at VMI (01-17-09) |
| | 3 | HOUSTON, Hunter at VMI (01-17-09) |
| | 3 | BELL, Willie at VMI (01-17-09) |
| | 3 | HARRIS, Joseph vs Coastal Carolina (01-12-09) |
| | 3 | JOHNSON, Josh at Presbyterian (01-05-09) |
| | 3 | HOLMES, Chase at Presbyterian (01-05-09) |
| | 3 | BEITZEL, Devon vs Northern Colorado (12-22-08) |
| | 3 | YOUNG, Brandon vs Anderson (12-15-08) |
| | 3 | HENLEY, Joshua vs Gardner-Webb (12-06-08) |
| Blocked Shots..... | 6 | PARAKHOUSKI, Artsiom vs Radford (01-24-09) |
| | 5 | DANIELS, Cruz at High Point (01-20-09) |
| Turnovers..... | 8 | SINGLETON, David at High Point (01-20-09) |
| | 7 | JOHNSON, Amir vs Radford (01-24-09) |
| Fouls..... | 5 | LYNCH-FLOHR, Joey vs Radford (01-24-09) |
| | 5 | DANIELS, Cruz at High Point (01-20-09) |
| | 5 | SCHNEIDERS, Nick vs USC Upstate (12-23-08) |
| | 5 | PENA, John vs Northern Colorado (12-22-08) |

2008-09 Liberty Men's Basketball
 Liberty Team High/Low Analysis (as of Jan 27, 2009)
 All games

Liberty - TEAM GAME HIGHS

| | | |
|----------------------------|--------------|---------------------------------|
| POINTS..... | 97 | MONTREAT (11-14-08) |
| | 91 | at VMI (01-17-09) |
| | 88 | ANDERSON (12-15-08) |
| | 88 | COKER (11-28-08) |
| | 86 | CINCINNATI CHRISTIAN (12-28-08) |
| | 86 | at Virginia (11-25-08) |
| FIELD GOALS MADE..... | 36 | ANDERSON (12-15-08) |
| | 34 | CINCINNATI CHRISTIAN (12-28-08) |
| | 34 | MONTREAT (11-14-08) |
| FIELD GOAL ATTEMPTS..... | 74 | RADFORD (01-24-09) |
| | 70 | MONTREAT (11-14-08) |
| FIELD GOAL PERCENTAGE..... | .621 (36-58) | ANDERSON (12-15-08) |
| | .620 (31-50) | COKER (11-28-08) |
| 3 PT FIELD GOALS MADE..... | 14 | RADFORD (01-24-09) |
| | 13 | at Virginia (11-25-08) |
| 3 PT FG ATTEMPTS..... | 41 | RADFORD (01-24-09) |
| | 34 | at DePaul (12-17-08) |
| | 34 | GEORGE MASON (12-01-08) |
| 3 PT FG PERCENTAGE..... | .571 (12-21) | vs USC Upstate (12-23-08) |
| | .500 (13-26) | at Virginia (11-25-08) |
| | .500 (10-20) | COKER (11-28-08) |
| FREE THROWS MADE..... | 23 | WILLIAM & MARY (11-29-08) |
| | 22 | at Saint Louis (12-19-08) |
| FREE THROW ATTEMPTS..... | 32 | WILLIAM & MARY (11-29-08) |
| | 25 | at Saint Louis (12-19-08) |
| FREE THROW PERCENTAGE..... | .880 (22-25) | at Saint Louis (12-19-08) |
| | .846 (11-13) | CHARLESTON SOUTHERN (01-10-09) |
| REBOUNDS..... | 48 | at VMI (01-17-09) |
| | 47 | CINCINNATI CHRISTIAN (12-28-08) |
| ASSISTS..... | 21 | ANDERSON (12-15-08) |
| | 21 | at Virginia (11-25-08) |
| STEALS..... | 13 | MONTREAT (11-14-08) |
| | 12 | CINCINNATI CHRISTIAN (12-28-08) |
| BLOCKED SHOTS..... | 7 | CINCINNATI CHRISTIAN (12-28-08) |
| | 5 | MONTREAT (11-14-08) |
| TURNOVERS..... | 25 | at VMI (01-17-09) |
| | 17 | COASTAL CAROLINA (01-12-09) |
| FOULS..... | 27 | RADFORD (01-24-09) |
| | 23 | at Saint Louis (12-19-08) |

2008-09 Liberty Men's Basketball
 Liberty High/Low Analysis (as of Jan 27, 2009)
 All games

Opponent - GAME HIGHS

| | | |
|----------------------------|--------------|---------------------------------|
| POINTS..... | 94 | RADFORD (01-24-09) |
| | 84 | at UNC Asheville (11-18-08) |
| | 82 | at Virginia (11-25-08) |
| | 80 | at VMI (01-17-09) |
| | 80 | at Clemson (12-07-08) |
| FIELD GOALS MADE..... | 36 | RADFORD (01-24-09) |
| | 32 | at Clemson (12-07-08) |
| FIELD GOAL ATTEMPTS..... | 76 | RADFORD (01-24-09) |
| | 72 | at VMI (01-17-09) |
| FIELD GOAL PERCENTAGE..... | .508 (32-63) | at Clemson (12-07-08) |
| | .492 (29-59) | at UNC Asheville (11-18-08) |
| 3 PT FIELD GOALS MADE..... | 13 | WILLIAM & MARY (11-29-08) |
| | 13 | at Virginia (11-25-08) |
| 3 PT FG ATTEMPTS..... | 46 | WILLIAM & MARY (11-29-08) |
| | 33 | COKER (11-28-08) |
| 3 PT FG PERCENTAGE..... | .529 (9-17) | at UNC Asheville (11-18-08) |
| | .435 (10-23) | at Presbyterian (01-05-09) |
| FREE THROWS MADE..... | 17 | at UNC Asheville (11-18-08) |
| | 16 | MONTREAT (11-14-08) |
| FREE THROW ATTEMPTS..... | 31 | RADFORD (01-24-09) |
| | 25 | MONTREAT (11-14-08) |
| FREE THROW PERCENTAGE..... | .810 (17-21) | at UNC Asheville (11-18-08) |
| | .800 (8-10) | at Clemson (12-07-08) |
| REBOUNDS..... | 57 | RADFORD (01-24-09) |
| | 49 | WILLIAM & MARY (11-29-08) |
| | 49 | at UNC Asheville (11-18-08) |
| ASSISTS..... | 23 | WILLIAM & MARY (11-29-08) |
| | 22 | at Clemson (12-07-08) |
| STEALS..... | 15 | at VMI (01-17-09) |
| | 10 | COKER (11-28-08) |
| BLOCKED SHOTS..... | 7 | RADFORD (01-24-09) |
| | 7 | at Clemson (12-07-08) |
| | 7 | GEORGE MASON (12-01-08) |
| TURNOVERS..... | 23 | vs Northern Colorado (12-22-08) |
| | 20 | GARDNER-WEBB (12-06-08) |
| | 20 | WILLIAM & MARY (11-29-08) |
| FOULS..... | 27 | WILLIAM & MARY (11-29-08) |
| | 23 | vs Northern Colorado (12-22-08) |

2008-09 Liberty Men's Basketball
 Liberty High/Low Analysis (asof Jan 27, 2009)
 All games

Liberty - GAME LOWS

| | | |
|----------------------------|--------------|--------------------------------|
| POINTS..... | 56 | at UNC Asheville (11-18-08) |
| | 57 | at Winthrop (01-03-09) |
| | 61 | at High Point (01-20-09) |
| | 63 | at DePaul (12-17-08) |
| | 66 | at Presbyterian (01-05-09) |
| FIELD GOALS MADE..... | 19 | at UNC Asheville (11-18-08) |
| | 20 | at Winthrop (01-03-09) |
| FIELD GOAL ATTEMPTS..... | 41 | vs USC Upstate (12-23-08) |
| | 48 | COASTAL CAROLINA (01-12-09) |
| FIELD GOAL PERCENTAGE..... | .317 (19-60) | at UNC Asheville (11-18-08) |
| | .369 (24-65) | at Presbyterian (01-05-09) |
| 3 PT FIELD GOALS MADE..... | 4 | at Saint Louis (12-19-08) |
| | 5 | WILLIAM & MARY (11-29-08) |
| 3 PT FG ATTEMPTS..... | 19 | at Clemson (12-07-08) |
| | 20 | COKER (11-28-08) |
| 3 PT FG PERCENTAGE..... | .167 (5-30) | WILLIAM & MARY (11-29-08) |
| | .174 (4-23) | at Saint Louis (12-19-08) |
| FREE THROWS MADE..... | 5 | at DePaul (12-17-08) |
| | 6 | ANDERSON (12-15-08) |
| | 6 | at High Point (01-20-09) |
| FREE THROW ATTEMPTS..... | 10 | GEORGE MASON (12-01-08) |
| | 10 | ANDERSON (12-15-08) |
| FREE THROW PERCENTAGE..... | .375 (6-16) | at High Point (01-20-09) |
| | .417 (5-12) | at DePaul (12-17-08) |
| REBOUNDS..... | 23 | at Virginia (11-25-08) |
| | 24 | at Saint Louis (12-19-08) |
| | 24 | vs USC Upstate (12-23-08) |
| ASSISTS..... | 6 | at Saint Louis (12-19-08) |
| | 8 | at UNC Asheville (11-18-08) |
| STEALS..... | 3 | GEORGE MASON (12-01-08) |
| | 4 | at Clemson (12-07-08) |
| BLOCKED SHOTS..... | 0 | at Virginia (11-25-08) |
| | 0 | GEORGE MASON (12-01-08) |
| | 0 | at DePaul (12-17-08) |
| | 0 | vs USC Upstate (12-23-08) |
| | 0 | at High Point (01-20-09) |
| TURNOVERS..... | 7 | at Winthrop (01-03-09) |
| | 9 | ANDERSON (12-15-08) |
| | 9 | CHARLESTON SOUTHERN (01-10-09) |
| FOULS..... | 11 | at High Point (01-20-09) |
| | 12 | at Clemson (12-07-08) |
| | 12 | ANDERSON (12-15-08) |
| | 12 | CHARLESTON SOUTHERN (01-10-09) |

2008-09 Liberty Men's Basketball
 Liberty High/Low Analysis (asof Jan 27, 2009)
 All games

Opponent - GAME LOWS

| | | |
|----------------------------|--------------|---------------------------------|
| POINTS..... | 46 | ANDERSON (12-15-08) |
| | 55 | CINCINNATI CHRISTIAN (12-28-08) |
| | 55 | COASTAL CAROLINA (01-12-09) |
| | 56 | at High Point (01-20-09) |
| | 59 | GARDNER-WEBB (12-06-08) |
| | 59 | at Winthrop (01-03-09) |
| FIELD GOALS MADE..... | 16 | ANDERSON (12-15-08) |
| | 20 | CINCINNATI CHRISTIAN (12-28-08) |
| FIELD GOAL ATTEMPTS..... | 52 | ANDERSON (12-15-08) |
| | 52 | vs USC Upstate (12-23-08) |
| | 52 | at Winthrop (01-03-09) |
| FIELD GOAL PERCENTAGE..... | .308 (16-52) | ANDERSON (12-15-08) |
| | .357 (20-56) | CINCINNATI CHRISTIAN (12-28-08) |
| 3 PT FIELD GOALS MADE..... | 3 | at High Point (01-20-09) |
| | 4 | CHARLESTON SOUTHERN (01-10-09) |
| 3 PT FG ATTEMPTS..... | 16 | at High Point (01-20-09) |
| | 17 | at UNC Asheville (11-18-08) |
| 3 PT FG PERCENTAGE..... | .174 (4-23) | CHARLESTON SOUTHERN (01-10-09) |
| | .188 (3-16) | at High Point (01-20-09) |
| FREE THROWS MADE..... | 1 | at High Point (01-20-09) |
| | 4 | COASTAL CAROLINA (01-12-09) |
| FREE THROW ATTEMPTS..... | 3 | at High Point (01-20-09) |
| | 7 | COASTAL CAROLINA (01-12-09) |
| FREE THROW PERCENTAGE..... | .333 (1-3) | at High Point (01-20-09) |
| | .417 (5-12) | CINCINNATI CHRISTIAN (12-28-08) |
| REBOUNDS..... | 27 | COKER (11-28-08) |
| | 27 | ANDERSON (12-15-08) |
| ASSISTS..... | 7 | ANDERSON (12-15-08) |
| | 9 | CHARLESTON SOUTHERN (01-10-09) |
| | 9 | at VMI (01-17-09) |
| STEALS..... | 2 | CINCINNATI CHRISTIAN (12-28-08) |
| | 3 | vs USC Upstate (12-23-08) |
| | 3 | at Winthrop (01-03-09) |
| BLOCKED SHOTS..... | 0 | COASTAL CAROLINA (01-12-09) |
| | 1 | at Virginia (11-25-08) |
| | 1 | COKER (11-28-08) |
| | 1 | GARDNER-WEBB (12-06-08) |
| | 1 | ANDERSON (12-15-08) |
| | 1 | at Saint Louis (12-19-08) |
| | 1 | vs Northern Colorado (12-22-08) |
| | 1 | at Winthrop (01-03-09) |
| TURNOVERS..... | 8 | at DePaul (12-17-08) |
| | 9 | at Clemson (12-07-08) |
| FOULS..... | 12 | at High Point (01-20-09) |
| | 13 | GEORGE MASON (12-01-08) |
| | 13 | at DePaul (12-17-08) |

2008-09 Liberty Men's Basketball
 Liberty Category Leaders (as of Jan 27, 2009)
 All games

| POINTS | G | Pts | Pts/G |
|----------------------|----|-----|-------|
| CURRY, Seth..... | 21 | 435 | 20.7 |
| SMITH, Anthony..... | 21 | 395 | 18.8 |
| OHMAN, Kyle..... | 21 | 247 | 11.8 |
| FLOYD, BroLin..... | 21 | 151 | 7.2 |
| SANDERS, Jesse..... | 21 | 142 | 6.8 |
| STEPHENE, Johnny.... | 21 | 96 | 4.6 |
| BAKER, Tyler..... | 12 | 36 | 3.0 |
| WEAVER, Bill..... | 21 | 27 | 1.3 |
| SMITH, Austin..... | 15 | 20 | 1.3 |
| SPENCER, James..... | 18 | 13 | 0.7 |
| SUMMERS, Chris..... | 7 | 12 | 1.7 |
| McMASTERS, Carter... | 5 | 8 | 1.6 |

| SCORING AVERAGE | G | Pts | Avg/G |
|----------------------|----|-----|-------|
| CURRY, Seth..... | 21 | 435 | 20.7 |
| SMITH, Anthony..... | 21 | 395 | 18.8 |
| OHMAN, Kyle..... | 21 | 247 | 11.8 |
| FLOYD, BroLin..... | 21 | 151 | 7.2 |
| SANDERS, Jesse..... | 21 | 142 | 6.8 |
| STEPHENE, Johnny.... | 21 | 96 | 4.6 |
| BAKER, Tyler..... | 12 | 36 | 3.0 |
| SUMMERS, Chris..... | 7 | 12 | 1.7 |
| McMASTERS, Carter... | 5 | 8 | 1.6 |
| SMITH, Austin..... | 15 | 20 | 1.3 |
| WEAVER, Bill..... | 21 | 27 | 1.3 |
| SPENCER, James..... | 18 | 13 | 0.7 |

| FG PERCENTAGE | FG | ATT | Pct |
|----------------------|-----|-----|------|
| SUMMERS, Chris..... | 5 | 8 | .625 |
| STEPHENE, Johnny.... | 32 | 60 | .533 |
| SMITH, Austin..... | 8 | 15 | .533 |
| SMITH, Anthony..... | 143 | 272 | .526 |
| SPENCER, James..... | 4 | 8 | .500 |
| FLOYD, BroLin..... | 57 | 117 | .487 |
| SANDERS, Jesse..... | 49 | 101 | .485 |
| WEAVER, Bill..... | 11 | 23 | .478 |
| CURRY, Seth..... | 156 | 349 | .447 |
| OHMAN, Kyle..... | 82 | 205 | .400 |
| BAKER, Tyler..... | 11 | 35 | .314 |
| McMASTERS, Carter... | 3 | 13 | .231 |

| FIELD GOAL ATTEMPTS | G | Att | Att/G |
|---------------------|----|-----|-------|
| CURRY, Seth..... | 21 | 349 | 16.6 |
| SMITH, Anthony..... | 21 | 272 | 13.0 |
| OHMAN, Kyle..... | 21 | 205 | 9.8 |
| FLOYD, BroLin..... | 21 | 117 | 5.6 |
| SANDERS, Jesse..... | 21 | 101 | 4.8 |

| FIELD GOALS MADE | G | Made | Made/G |
|---------------------|----|------|--------|
| CURRY, Seth..... | 21 | 156 | 7.4 |
| SMITH, Anthony..... | 21 | 143 | 6.8 |
| OHMAN, Kyle..... | 21 | 82 | 3.9 |
| FLOYD, BroLin..... | 21 | 57 | 2.7 |
| SANDERS, Jesse..... | 21 | 49 | 2.3 |

| 3-POINT PERCENTAGE | 3FG | ATT | Pct |
|----------------------|-----|-----|------|
| SUMMERS, Chris..... | 1 | 2 | .500 |
| SPENCER, James..... | 3 | 7 | .429 |
| CURRY, Seth..... | 66 | 171 | .386 |
| SMITH, Anthony..... | 44 | 116 | .379 |
| OHMAN, Kyle..... | 53 | 145 | .366 |
| STEPHENE, Johnny.... | 5 | 16 | .313 |
| FLOYD, BroLin..... | 10 | 38 | .263 |
| McMASTERS, Carter... | 2 | 8 | .250 |
| BAKER, Tyler..... | 4 | 19 | .211 |
| SANDERS, Jesse..... | 5 | 25 | .200 |

| 3-POINT FG ATTEMPTS | G | Att | Att/G |
|---------------------|----|-----|-------|
| CURRY, Seth..... | 21 | 171 | 8.1 |
| OHMAN, Kyle..... | 21 | 145 | 6.9 |
| SMITH, Anthony..... | 21 | 116 | 5.5 |
| FLOYD, BroLin..... | 21 | 38 | 1.8 |
| SANDERS, Jesse..... | 21 | 25 | 1.2 |

| 3-POINT FGS MADE | G | Made | Made/G |
|----------------------|----|------|--------|
| CURRY, Seth..... | 21 | 66 | 3.1 |
| OHMAN, Kyle..... | 21 | 53 | 2.5 |
| SMITH, Anthony..... | 21 | 44 | 2.1 |
| FLOYD, BroLin..... | 21 | 10 | 0.5 |
| SANDERS, Jesse..... | 21 | 5 | 0.2 |
| STEPHENE, Johnny.... | 21 | 5 | 0.2 |

| FT PERCENTAGE | FT | ATT | Pct |
|----------------------|----|-----|------|
| OHMAN, Kyle..... | 30 | 36 | .833 |
| CURRY, Seth..... | 57 | 73 | .781 |
| SANDERS, Jesse..... | 39 | 50 | .780 |
| BAKER, Tyler..... | 10 | 14 | .714 |
| STEPHENE, Johnny.... | 27 | 41 | .659 |
| FLOYD, BroLin..... | 27 | 42 | .643 |
| SMITH, Anthony..... | 65 | 103 | .631 |
| SMITH, Austin..... | 4 | 8 | .500 |
| SUMMERS, Chris..... | 1 | 2 | .500 |
| WEAVER, Bill..... | 5 | 13 | .385 |
| SPENCER, James..... | 2 | 6 | .333 |

| FREE THROW ATTEMPTS | G | Att | Att/G |
|----------------------|----|-----|-------|
| SMITH, Anthony..... | 21 | 103 | 4.9 |
| CURRY, Seth..... | 21 | 73 | 3.5 |
| SANDERS, Jesse..... | 21 | 50 | 2.4 |
| FLOYD, BroLin..... | 21 | 42 | 2.0 |
| STEPHENE, Johnny.... | 21 | 41 | 2.0 |

| FREE THROWS MADE | G | Made | Made/G |
|----------------------|----|------|--------|
| SMITH, Anthony..... | 21 | 65 | 3.1 |
| CURRY, Seth..... | 21 | 57 | 2.7 |
| SANDERS, Jesse..... | 21 | 39 | 1.9 |
| OHMAN, Kyle..... | 21 | 30 | 1.4 |
| STEPHENE, Johnny.... | 21 | 27 | 1.3 |
| FLOYD, BroLin..... | 21 | 27 | 1.3 |

2008-09 Liberty Men's Basketball
 Liberty Category Leaders (as of Jan 27, 2009)
 All games

| REBOUNDS | G | Reb | Reb/G |
|---------------------|----|-----|-------|
| SMITH, Anthony..... | 21 | 146 | 7.0 |
| OHMAN, Kyle..... | 21 | 114 | 5.4 |
| FLOYD, Brolin..... | 21 | 105 | 5.0 |
| SANDERS, Jesse..... | 21 | 99 | 4.7 |
| CURRY, Seth..... | 21 | 79 | 3.8 |

| REBOUND AVERAGE | G | Reb | Avg/G |
|---------------------|----|-----|-------|
| SMITH, Anthony..... | 21 | 146 | 7.0 |
| OHMAN, Kyle..... | 21 | 114 | 5.4 |
| FLOYD, Brolin..... | 21 | 105 | 5.0 |
| SANDERS, Jesse..... | 21 | 99 | 4.7 |
| CURRY, Seth..... | 21 | 79 | 3.8 |

| OFFENSIVE REBOUNDS | G | No. | Avg/G |
|----------------------|----|-----|-------|
| SANDERS, Jesse..... | 21 | 43 | 2.0 |
| FLOYD, Brolin..... | 21 | 37 | 1.8 |
| SMITH, Anthony..... | 21 | 28 | 1.3 |
| OHMAN, Kyle..... | 21 | 16 | 0.8 |
| STEPHENE, Johnny.... | 21 | 14 | 0.7 |

| DEFENSIVE REBOUNDS | G | No. | Avg/G |
|---------------------|----|-----|-------|
| SMITH, Anthony..... | 21 | 118 | 5.6 |
| OHMAN, Kyle..... | 21 | 98 | 4.7 |
| FLOYD, Brolin..... | 21 | 68 | 3.2 |
| CURRY, Seth..... | 21 | 67 | 3.2 |
| SANDERS, Jesse..... | 21 | 56 | 2.7 |

| FOULS | G | No. | Per/G |
|---------------------|----|-----|-------|
| FLOYD, Brolin..... | 21 | 56 | 2.7 |
| SANDERS, Jesse..... | 21 | 54 | 2.6 |
| OHMAN, Kyle..... | 21 | 49 | 2.3 |
| SMITH, Anthony..... | 21 | 42 | 2.0 |
| CURRY, Seth..... | 21 | 29 | 1.4 |

| FOULOUTS | G | No. |
|---------------------|----|-----|
| SANDERS, Jesse..... | 21 | 2 |
| FLOYD, Brolin..... | 21 | 1 |
| OHMAN, Kyle..... | 21 | 1 |
| SMITH, Anthony..... | 21 | 1 |
| BAKER, Tyler..... | 12 | 1 |

| ASSISTS | G | No. | A/G |
|----------------------|----|-----|-----|
| SANDERS, Jesse..... | 21 | 80 | 3.8 |
| OHMAN, Kyle..... | 21 | 55 | 2.6 |
| SMITH, Anthony..... | 21 | 44 | 2.1 |
| CURRY, Seth..... | 21 | 41 | 2.0 |
| STEPHENE, Johnny.... | 21 | 40 | 1.9 |

| STEALS | G | No. | S/G |
|---------------------|----|-----|-----|
| SMITH, Anthony..... | 21 | 33 | 1.6 |
| CURRY, Seth..... | 21 | 30 | 1.4 |
| SANDERS, Jesse..... | 21 | 29 | 1.4 |
| OHMAN, Kyle..... | 21 | 23 | 1.1 |
| FLOYD, Brolin..... | 21 | 16 | 0.8 |

| BLOCKED SHOTS | G | No. | Blk/G |
|----------------------|----|-----|-------|
| CURRY, Seth..... | 21 | 6 | 0.3 |
| SMITH, Anthony..... | 21 | 5 | 0.2 |
| OHMAN, Kyle..... | 21 | 5 | 0.2 |
| BAKER, Tyler..... | 12 | 4 | 0.3 |
| FLOYD, Brolin..... | 21 | 4 | 0.2 |
| McMASTERS, Carter... | 5 | 4 | 0.8 |

| MINUTES | G | No. | Min/G |
|---------------------|----|-----|-------|
| CURRY, Seth..... | 21 | 765 | 36.4 |
| SMITH, Anthony..... | 21 | 746 | 35.5 |
| OHMAN, Kyle..... | 21 | 701 | 33.4 |
| SANDERS, Jesse..... | 21 | 658 | 31.3 |
| FLOYD, Brolin..... | 21 | 520 | 24.8 |

| TURNOVERS | G | No. | TO/G |
|----------------------|----|-----|------|
| SMITH, Anthony..... | 21 | 49 | 2.3 |
| OHMAN, Kyle..... | 21 | 40 | 1.9 |
| SANDERS, Jesse..... | 21 | 38 | 1.8 |
| CURRY, Seth..... | 21 | 37 | 1.8 |
| STEPHENE, Johnny.... | 21 | 36 | 1.7 |