



**2012 Flames Baseball Game Notes**
**Liberty at the Citadel Challenge, Feb. 17-19**

Friday - 17	Saturday - 18	Sunday - 19	Monday - 20	Tuesday - 21	Wednesday - 22	Thursday - 23
<b>LIBERTY vs. RICHMOND</b>  12 p.m. Riley Park Charleston, S.C.	<b>TOWSON vs. LIBERTY</b>  2:30 & 6 p.m. Riley Park Charleston, S.C.	<b>LIBERTY vs. THE CITADEL</b>  2 p.m. Riley Park Charleston, S.C.	<b>OFF DAY</b>	<b>RADFORD vs. LIBERTY</b>  3 p.m. Worthington Stadium Lynchburg, Va.	<b>PRACTICE TBA</b>	<b>PRACTICE TBA</b>

**RESULTS (2011)**

Date	Opponent	Score	Pitcher of Record
2/18/11	Mercer	4-6/L	Patrick Eckelbarger (L 0-1)
2/19/11	Mercer	2-7/L	Blake Forslund (L 0-1)
2/19/11	Mercer	5-17/L	Mark Swanson (L 0-1)
2/20/11	Mercer	W/5-4	Garett Baker (W 1-0)
2/25/11	North Florida	0-5/L	Steven Evans (L 0-1)
2/26/11	North Florida	W/4-2	Keegan Linza (W 1-0)
2/26/11	North Florida	5-8/L	Blake Forslund (L 0-2)
2/27/11	North Florida	W/9-1	John Niggli (W 1-0)
3/2/11	Virginia Tech	1-9/L	Steven Evans (L 0-2)
3/4/11	BINGHAMTON	W/12-2	Keegan Linza (W 2-0)
3/5/11	BINGHAMTON	7-12 /L (7)	John Niggli (L 1-1)
3/5/11	BINGHAMTON	W/9-6 (7)	Patrick Eckelbarger (W 1-1)
3/08/11	WILLIAM & MARY	9-10/L	Steven Evans (L 0-3)
3/11/11	Rutgers ^	W/5-2	Keegan Linza (W 3-0)
3/11/11	Monmouth ^	W/4-3	John Niggli (W 2-1)
3/13/11	East Carolina ^	W/2-0	Steven Evans (W 1-3)
3/15/11	Maryland	W/11-4	Garett Baker (W 2-0)
3/16/11	Maryland	5-10/L	Patrick Eckelbarger (L 1-0)
3/18/11	CHARLESTON SOUTHERN *	W/2-1	Keegan Linza (W 4-0)
3/19/11	CHARLESTON SOUTHERN *	W/5-1	John Niggli (W 3-1)
3/20/11	CHARLESTON SOUTHERN *	W/5-2	Steven Evans (W 2-3)
3/22/11	VIRGINIA TECH	6-9 /L (10~)	J.J McCloud (L 0-1)
3/25/11	WINTHROP *	W/5-2	Keegan Linza (W 5-0)
3/25/11	WINTHROP *	1-2/L	John Niggli (L 3-2)
3/26/11	WINTHROP *	W/16-7	Steven Evans (W 3-3)
3/29/11	VCU	W/11-1	Garett Baker (W 3-0)
4/01/11	Coastal Carolina *	1-17/L	Keegan Linza (L 5-1)
4/2/11	Coastal Carolina *	4-5/L	Garett Baker (L 3-1)
4/3/11	Coastal Carolina *	4-5/L	Josh Richardson (L 0-1)
4/06/11	JAMES MADISON	12-16/L	Garett Baker (L 3-2)
4/08/11	High Point *	2-6/L	Keegan Linza (L 5-2)
4/09/11	High Point *	W/9-0	John Niggli (W 4-2)
4/10/11	High Point *	W/14-9	Mark Swanson (W 1-1)
4/15/11	PRESBYTERIAN COLLEGE *	W/6-5	Dane Beakler (W 1-0)
4/17/11	PRESBYTERIAN COLLEGE *	W/7-1	Steven Evans (W 4-3)
4/17/11	PRESBYTERIAN COLLEGE *	W/5-2	Keegan Linza (W 6-2)
4/19/11	William & Mary	5-11/L	Patrick Eckelbarger (L 1-3)
4/22/11	VMI *	W/3-2	Garett Baker (W 4-2)
4/23/11	VMI *	W/8-6	Garett Baker (W 5-2)
4/23/11	VMI *	1-3/L	Keegan Linza (L 6-3)
4/26/11	South Carolina	6-9/L	Garett Baker (L 5-3)
4/29/11	LE MOYNE +	W/3-2(12)	Mark Swanson (W 2-1)
4/30/11	NEW ORLEANS +	W/3-2	Dane Beakler (W 2-0)
5/01/11	NEW ORLEANS +	W/5-2	Blake Forslund (W 1-2)
5/01/11	LE MOYNE +	W/5-1	Keegan Linza (W 7-3)
5/5/11	UNC ASHEVILLE	W/3-2	Garett Baker (W 6-3)
5/07/11	UNC ASHEVILLE	W/3-0	Steven Evans (W 5-3)
5/07/11	UNC ASHEVILLE	W/15-3	Keegan Linza (W 8-3)
5/13/11	Gardner-Webb	4-5/L (10)	Garett Baker (L 6-4)
5/14/11	Gardner-Webb	W/6-4	Steven Evans (W 6-3)
5/15/11	Gardner-Webb	W/3-2	Keegan Linza (W 9-3)
5/17/11	VCU	W/8-7 (10)	Dane Beakler (W 3-0)
5/19/11	RADFORD	4-5/L	John Niggli (L 4-3)
5/20/11	RADFORD	1-3/L	Dane Beakler (L 3-1)
5/21/11	RADFORD	W/2-1	Keegan Linza (W 10-3)
5/25/11	Gardner-Webb !	W/13-5	Steven Evans (W 7-3)
5/26/11	Charleston Southern !	W/6-1	Keegan Linza (W 11-3)
5/27/11	Coastal Carolina !	2-3/L	Garett Baker (L 6-5)
5/27/11	Gardner-Webb !	1-5/L	John Niggli (L 4-4)

\* = Big South Conference Game

^ = Keith LeClair Classic - Greenville, N.C.

+ = Liberty Tournament - Lynchburg, Va.

!= Big South Championship - Lexington, Va.

() - Extra Inning Game

**Liberty Under Jim Toman**

YEAR	OVERALL	CONFERENCE
2008	35-26-1	14-7 (2nd)
2009	33-21	17-9 (3rd)
2010	42-19	19-8 (2nd)
2011	35-24	18-9 (2nd)
<b>TOTAL</b>	<b>145-90-1</b> (.617)	<b>68-33</b> (.673)

**MILESTONE WINS**

WIN	SCORE	DATE
1	Liberty 6, Notre Dame 2	2/22/08
50	Liberty 19, High Point 15	3/22/09
100	Liberty 10, Gardner-Webb 7	5/2/10

**Jim Toman**

Jim Toman enters his fifth year at Liberty after posting the highest winning percentage (.617) of any head baseball coach in program history during his first four years in Lynchburg.

The Flames posted a school record for wins with a 42-19 campaign in 2010 and have won 35 or more games in three of his four seasons at the helm of program. Liberty has notched a 145-90-1 overall record during his four seasons on Liberty Mountain. The Flames have also posted a 68-33 Big South mark over the span. His .673 conference winning percentage is the best of any head coach in program history.

This past June, Toman saw seven players from his Flames squad selected during the 2011 Major League Baseball Draft, the most players chosen in a single draft in the 38-year history of the program. The number ties the 2007 and 2010 Coastal Carolina squads for the Big South Conference record for players picked in a single draft.

The impressive strides made by the program have not gone unnoticed. During November of 2010, Rivals.com cited Liberty as one of college baseball's top 10 rising programs.

Toman was named the sixth head coach in the history of the Liberty Baseball program in June 2007, after 11 seasons as the senior member of Ray Tanner's coaching staff at South Carolina. Toman worked a total of 18 years alongside Tanner, dating back to the 1990 season at N.C. State.

During his time at South Carolina, Toman served as recruiting coordinator and coached the catchers. Known as one of the top recruiters in college baseball, the 22-year college coaching veteran was named the 2002 Baseball America/American Baseball Coaches Association Assistant Coach of the Year. Before joining the Gamecock staff in 1996, Toman served under Tanner for seven years at N.C. State.

A native of Monroeville, Pa., Toman is married to the former Ashley McLaughlin of Florence, S.C., and lives in Forest, Va. They have three children - Caroline (14), Charlie Mac (11), and Tucker (8).

**Player Quick Hits**

- No Liberty player on the 2012 roster has faced any of the teams in this weekend's Citadel Challenge.
- The Flames roster has 16 returners and 16 newcomers.
- OF **Ian Parmley** led the Flames and finished third in the Big South Conference with 27 stolen bases in 2011.
- **Parmley's** 27 steals were the most by a Liberty player since 2004, when outfielder Jeremiah Boles had 31 stolen bases.
- Parmley also led Liberty with 48 runs scored in 2011. He was seventh in the Big South in the category.
- Slated to start in right field, OF **Michael Robertson** has been the starter at the position since arriving at Liberty in 2009.
- Robertson led Liberty in hitting (.345) and RBIs (20) in Big South Conference play last season.
- Robertson was second on the team in 2011 with a .384 average with runners in scoring position.
- Parmley, Robertson and **Trey Wimmer** have been elected team captains for 2011 by their teammates.
- Wimmer, who started 93 career games at first base in 2009 and 2010, returns from injury sustained in 2011.
- **Zack Haley**, who started 44 games at 2B in 2011, finished the year second on the Flames with a .346 average with runners in scoring position and two outs.
- RHP **John Niggli** ranked ninth in the Big South Conference with a 3.69 ERA last season.
- Niggli is the only returning Liberty pitcher to have pitched more than 30 innings in 2011.
- RHP **Blake Forslund** was selected in the 17th round of the 2011 MLB Draft by the Boston Red Sox.
- RHP **Josh Richardson**, who led the Flames with six saves in 2010, returns from injury sustained in 2011. He is in competition to start at SS, where he played in 15 games and started 11 contests as a freshman.

**Series**

**vs. Richmond**

**Meeting:** 41st  
**Last Meeting:** Liberty won, 28-5, 2/18/07 at Crab House Shootout in Charleston, S.C.  
**All-Time Series:** Richmond leads, 23-17  
**Series in Lynchburg:** Tied, 9-9  
**Series in Richmond:** Richmond leads, 14-7  
**Neutral Site:** Liberty leads, 1-0  
**Liberty under Jim Toman:** Never Met

**vs. The Citadel**

**Meeting:** Fifth  
**Last Meeting:** Liberty won, 2-1, 2/17/07 at Crab House Shootout in Charleston, S.C.  
**All-Time Series:** The Citadel leads, 2-1  
**Series in Lynchburg:** Never Met  
**Series in Charleston:** The Citadel leads, 3-1  
**Neutral Site:** Never Met  
**Liberty under Jim Toman:** Never Met

**vs. Towson**

**Meeting:** 19th  
**Last Meeting:** Towson won, 4-2, 4/1/95 in Lynchburg  
**All-Time Series:** Towson leads, 8-10  
**Series in Lynchburg:** Tied, 5-5  
**Series in Towson:** Towson, 5-2  
**Neutral Site:** Liberty leads, 1-0  
**Liberty under Jim Toman:** Never Met



**At Their Best in the 'Burg**

- For the past 33 years, the Lynchburg home of the Flames has been Worthington Stadium. The 2012 season will be the last for the facility.
- The stadium is named for program architect and the first Liberty head baseball coach, Al Worthington.

**Liberty at Worthington in 2012:** N/A  
**During Toman's Tenure:** 69-33-1 (.675)  
**All-Time Record at Worthington:** 544-247-6 (.687)

**Stadium Milestones**

**First Game (Know as Liberty Field):** March 13, 1979 - Kutztown 9, Liberty 6  
**Named Worthington Stadium:** May 3, 1986 - Liberty 19, Maryland 3  
**First Night:** March 28, 2008 - Coastal Carolina 5, Liberty 3 (11 inn.)

**Liberty Month-by-Month**

\* since 1976

2012	Under Toman	All-Time*
<b>Feb:</b>	<b>Feb.:</b> 17-8 (.680)	<b>Feb.:</b> 73-37 (.664)
<b>March:</b>	<b>March:</b> 45-29 (.608)	<b>March:</b> 354-281-2 (.557)
<b>April:</b>	<b>April:</b> 43-31 (.581)	<b>April:</b> 354-293-1 (.546)
<b>May:</b>	<b>May:</b> 40-22-1 (.643)	<b>May/June:</b> 171-131-3 (.566)

- Liberty has gone unbeaten in the month of February twice during Toman's four years. The Flames posted a 5-0 mark during the coach's first season at the helm in 2008 and a 6-0 record in 2010.
- The Flames have recorded a .500 or better mark during February 20 out of 26 times since 1976.

### Big South Conference

#### Final Conference Standings

	W	L	Pct.
Coastal Carolina	20	7	.741
<b>Liberty</b>	<b>18</b>	<b>9</b>	<b>.667</b>
Charleston Southern	15	12	.556
Winthrop	15	12	.556
Gardner-Webb	14	13	.519
Radford	14	13	.519
VMI	14	13	.519
High Point	9	18	.333
Presbyterian	9	18	.333
UNC Asheville	7	20	.259

#### Overall Records

	W	L	T	Pct
Coastal Carolina	42	20	0	.677
Gardner-Webb	34	23	1	.595
<b>Liberty</b>	<b>35</b>	<b>24</b>	<b>0</b>	<b>.593</b>
Radford	31	25	0	.554
VMI	27	24	1	.529
Charleston Southern	29	30	0	.492
Winthrop	27	30	0	.474
High Point	24	32	0	.429
Presbyterian	24	32	0	.429
UNC Asheville	15	37	0	.288

#### Upcoming Schedule

##### Friday, Feb 17

Liberty vs. Richmond	12 p.m.
Georgetown at Charleston So.	2 p.m.
Marist at Campbell	3 p.m.
MD-Eastern Shore at G. Webb	3 p.m.
UNC Asheville at N.C. Central	3 p.m.
VMI at South Carolina	3 p.m.
James Madison at Coast. Carolina	4 p.m.
Army at High Point	4 p.m.
Presbyterian at Georgia	5:30 p.m.
Georgia Tech at Winthrop	6 p.m.
Radford at Samford	7 p.m.

##### Saturday, Feb 18

Marist at Campbell (DH)	1 p.m.
UNC Asheville at N.C. Central	1 p.m.
Georgetown at Charleston So.	2 p.m.
MD-Eastern Shore at G. Webb	2 p.m.
Army at High Point	2 p.m.
Presbyterian at Georgia	2 p.m.
Liberty vs. Towson	2:30 p.m.
Virginia at Coastal Carolina	3 p.m.
Radford at Samford	3 p.m.
VMI at South Carolina	3 p.m.
Kent State at Winthrop	5 p.m.
Liberty vs. Towson	6 p.m.

##### Sunday, Feb 19

Kent State at Winthrop	11 a.m.
Boston College at Coast. Carolina	1 p.m.
MD-Eastern Shore at G. Webb	1 p.m.
Army at High Point	1 p.m.
Presbyterian at Georgia	1 p.m.
UNC Asheville at N.C. Central	1 p.m.
Georgetown at Charleston So.	1:30 p.m.
VMI at South Carolina	1:30 p.m.
Liberty at The Citadel	2 p.m.
Radford at Samford	2 p.m.
Georgia Tech at Winthrop	2:30 p.m.

### Big South Preseason Poll

1. Coastal Carolina (10)	120
<b>2. Liberty (1)</b>	<b>98</b>
3. Radford	97
4. Winthrop	76
5. Gardner-Webb	66
6. Charleston Southern	65
7. VMI	64
8. High Point	59
9. Campbell	31
10. Presbyterian College	30
11. UNC Asheville	20

- Liberty has been selected to finish second in the Big South Conference standings this season by the conference's head coaches in the league's annual preseason poll.
- Liberty received one first place vote and garnered 98 points, one more point than Radford, in being selected second.
- Five-time defending Big South champion Coastal Carolina was chosen to finish the year as the conference's top team. The Chanticleers received 10 first-place votes and 120 total points in the poll.

### Liberty Versus The Citadel Challenge Field

- Richmond is a member of the Atlantic 10 Conference (A-10). Liberty has recorded a 54-33 mark against the A-10's current membership since 1976.

#### Liberty's All-Time Against A-10


Charlotte	4-1
Dayton	1-0
Fordham	4-1
George Washington	13-7
La Salle	0-0
Massachusetts	4-1
Rhode Island	6-0
Richmond	17-23
St. Bonaventure	0-0
Saint Joseph's	0-0
Saint Louis	0-0
Temple	4-0
Xavier	1-0
<b>Total</b>	<b>54-33</b>



- Towson is a member of the Colonial Athletic Association (CAA). Liberty has compiled a 130-170 record against the A-10's current membership since 1976. The Flames will also meet CAA members James Madison, Old Dominion and VCU.

#### Liberty's All-Time Record Against CAA

Delaware	0-2
George Mason	24-32
Georgia State	0-0
Hofstra	2-1
James Madison	25-35
Northeastern	1-0
Old Dominion	18-34
Towson	8-10
UNC Wilmington	7-3
VCU	23-28
William & Mary	22-25
<b>Total</b>	<b>130-170</b>



- The Citadel is a member of the Southern Conference (SoCon) Liberty has posted a 42-41 record against the SoCon's current membership.

#### Liberty's All-Time Record Against SoCon

Appalachian State	6-3
The Citadel	1-3
The College of Charleston	0-0
Davidson	2-4
Elon	15-9
Furman	3-0
Georgia Southern	0-0
Samford	0-0
UNCG	13-15
Western Carolina	0-6
Wofford	2-1
<b>Total</b>	<b>42-41</b>





**2011 Record**

at Home .....	19-7
on Road .....	12-15
at a neutral site.....	4-2
<hr/>	
In Day Games.....	31-17
In Night Games.....	4-7
<hr/>	
Midweek Games.....	3-7
Weekend Games.....	32-17
<hr/>	
When LU Starter pitches 5+ inn.	29-12
When LU Starter pitches < 5 inn.	6-12
When LU Staff strikes out 10+ .....	4-1
When LU Staff strikes out 12+.....	1-0
<hr/>	
vs. left-handed starter .....	6-10
vs. right-handed starter.....	29-14
<hr/>	
In one-run games .....	11-7
In two-run games .....	4-3
In five-plus run games.....	11-8
Extra innings .....	2-2
<hr/>	
After winning a game.....	21-13
After losing a game.....	14-11
<hr/>	
When LU has 10+ hits .....	19-7
When LU has 15+ hits .....	8-2
<hr/>	
Hit a home run.....	19-7
Do not hit a home run.....	16-17
Opponents do not hit a HR.....	29-12
<hr/>	
Wore red uniforms.....	6-2
Wore white pinstripe uniforms .....	8-4
Wore white uniforms.....	6-2
Wore blue uniforms .....	5-6
Wore grey uniforms.....	5-2
Wore blue BP tops.....	5-7
<hr/>	
Played on Tuesday.....	3-4
Played on Wednesday.....	1-3
Played on Thursday.....	2-1
Played on Friday.....	7-9
Played on Saturday .....	12-6
Played on Sunday .....	10-1
<hr/>	
Series Openers.....	6-7
Middle Games .....	7-7
Series Finales.....	10-2
<hr/>	
In Virginia.....	21-12
In North Carolina .....	10-2
In South Carolina.....	0-4

**Liberty Versus the Big South**

• Liberty, a 21-year member of the Big South Conference, has compiled a 301-188 (.616) record against the Big South Conference's current membership since 1976.

**Liberty All-Time Against the Big South**

Campbell .....	13-14
Charleston Southern.....	43-21
Coastal Carolina.....	28-50
Gardner-Webb.....	8-3
High Point .....	38-22
Presbyterian .....	9-0
Radford .....	49-28
UNC Asheville.....	41-23
VMI .....	34-11
Winthrop .....	38-38
<b>Total .....</b>	<b>301-188</b>



**With Ducks on the Pond (2011)**

- Liberty hit .286 with runners in scoring position.
- Outfielder Doug Bream led the Flames with a .413 batting average with runners in scoring position. Michael Robertson, who returns to the Liberty roster in 2012, was second with a .384 average.
- The Flames hit .251 with runners in scoring position and two outs.

**W/Runners in Scoring Position**

	Avg.	AB	Hits	RBIs
Doug Bream	.413	75	31	37
Michael Robertson	.384	73	28	33
Ian Parmley	.349	63	22	18
Austin Taylor	.339	56	19	30
Matt Williams	.319	72	23	28
Zack Haley	.273	44	12	17
<b>Team</b>	<b>.291</b>	<b>598</b>	<b>174</b>	<b>19</b>

**W/Runners in Scoring Position & 2 Outs**

	Avg.	AB	Hits	RBIs
Doug Bream	.359	39	14	18
Zack Haley	.346	26	9	11
Michael Robertson	.333	36	12	14
Ian Parmley	.303	33	10	11
Jeff Jefferson	.267	15	4	4
Austin Taylor	.250	24	6	11
<b>Team</b>	<b>.251</b>	<b>311</b>	<b>78</b>	<b>93</b>

**Flames Make History with 2012 MLB Draft**

- Liberty had seven players taken during the 2011 MLB Draft, June 6-8. The number was the most players chosen in a single draft in the 38-year history of the program. Previously, the Flames had five players taken in the 2002 Draft.
- Liberty tied the 2007 and 2010 Coastal Carolina squads for the Big South Conference record of seven players picked in a single draft.
- The Flames have had 47 players taken in the MLB Draft in the program's 38-year history. Liberty has had a player selected in every Major League Draft since 2000.
- Pitcher Garrett Baker was the first Liberty player taken in the 2011 Draft, when the left-hander was selected in the 11th round by the Los Angeles Angels of Anaheim. Baker became the highest Liberty player to be taken in the entry draft since Jason Jones was chosen in the fourth round of the 2004 MLB Draft by the New York Yankees.

**Liberty Selections**

Garrett Baker, LHP	Los Angeles Angels of Anaheim	11th Round
Steven Evans, LHP	Minnesota Twins	13th Round
Matt Williams, SS	St. Louis Cardinals	15th Round
Blake Forslund, RHP	Boston Red Sox	17th Round
Casey Rasmus, C	St. Louis Cardinals	36th Round
Keegan Linza, RHP	Chicago White Sox	38th Round
Tyler Bream, 3B	Arizona Diamondbacks	42nd Round

**MLB Draft Picks Dot Roster**

- Three players on Liberty's 2011 roster have been selected in previous Major League Baseball Drafts.
- Outfielder Tony McClendon has been selected in two MLB Drafts.

Tony McClendon	2008 MLB Draft	Houston Astros	40th Round
Michael Robertson	2009 MLB Draft	Cincinnati Reds	40th Round
Tony McClendon	2010 MLB Draft	Oakland A's	47th Round
Blake Forslund	2011 MLB Draft	Boston Red Sox	17th Round

### 2011 NCAA Rankings (as of 6/28)

**Team (288 Ranked)**

Category	Rank	Actual
Batting Average	132	0.284
Scoring	153	5.5
Runs	120	324.0
Hits	84	567.0
Doubles Per Game	122	1.8
Doubles	87	106.0
Triples Per Game	121	0.24
Triples	100	14.0
Home Runs Per Game	55	0.69
Home Runs	45	41.0
Slugging Percentage	83	0.412
Stolen Bases Per Game	8	2.02
Stolen Bases	8	119.0
Base on Balls	248	154.0
Sacrifice Bunts	137	40.0
Hit by Pitch	127	56.0
Sacrifice Flies	65	27.0
Earned Run Average	83	4.05
Strikeouts Per Nine Innings	188	6.3
Hits Allowed Per Nine Innings	85	9.1
Walks Allowed Per Nine Innings	9	2.5
Fielding Percentage	196	0.968
Double Plays Per Game	90	0.86
Double Plays	78	51.0
WL Pct	76	0.593

**Individual – Top 100**

**Stolen Bases Per Game**

Ian Parmley ..... 34 ..... 0.49

**Stolen Bases**

Ian Parmley ..... 32 ..... 27.0

**Hit By Pitch Per Game**

Zack Haley ..... 41 ..... 0.31

**Hit By Pitch**

Zack Haley ..... 57 ..... 15.0

**Sacrifice Bunts Per Game**

Zack Haley ..... 99 ..... 0.21

**Sacrifice Flies**

Tyler Bream ..... 5 ..... 9.0

**ERA**

Keegan Linza ..... 41 ..... 2.08

**Victories**

Keegan Linza ..... 14 ..... 11.0

**Hits Allowed Per Nine Innings**

Steven Evans ..... 46 ..... 6.73

**Walks Allowed Per Nine Innings**

Garett Baker ..... 18 ..... 1.08

John Niggli ..... 75 ..... 1.69

**Complete Games**

Keegan Linza ..... 17 ..... 5.0

Steven Evans ..... 80 ..... 3.0

**Games Started**

Steven Evans ..... 93 ..... 15.0

Keegan Linza ..... 93 ..... 15.0

**Toman Guides Flames to Best Mark Over First Four Years**

- With a 145-90-1 record, Jim Toman has led the Flames to the best mark and winning percentage of any head coach during his first four years at Liberty.
- The Flames finished 2011 with a 35-24 mark, the third time they have won 35 or more games under Toman.
- In 2010, Liberty posted a school-record 42-19 mark, eclipsing the previous school standard of 40 set by the 1983 Liberty team. The 2010 season was the second time in the program's history a team posted 40 or more wins in a year.

**2011 - The Year of the Pitcher**

- Led by Big South All-Conference pitchers Garrett Baker, Steven Evans and Keegan Linza, the Liberty pitching staff had one of its strongest seasons in program history during 2011.
- The Flames pitching staff posted a 4.05 ERA, the best for a Liberty team since 1991, which had a 3.77 ERA.
- The mound staff allowed the fewest runs, 283, since the 1991 team which yielded 209 runs. The 1991 team's mark is the lowest since Liberty moved to the Division I level in 1984.
- Liberty pitchers walked 144 batters during the year, the fewest since 1986, when 140 free passes were issued.
- Liberty allowed the 10th fewest walks in the nation in 2011. Liberty pitchers finished the year with an outstanding 2.5-to-1 strikeout-to-walk ratio (362-to-144).

**Burning Up the Base Paths**

- The Flames stole 119 bases in 2011, the most by a Liberty team since 2001, when the Flames had a school-record 196 stolen bases.
- Liberty finished the season seventh in the nation in the statistical category and led the Big South Conference. The Flames had a 79.3 percent stolen base success rate (119-150).
- Taking advantage of its team speed, Liberty more than doubled its stolen base total from the previous year. The Flames swiped 57 stolen bases in 80 attempts over 61 games in 2010. The 2011 Liberty squad's total was the most in a season during head coach Jim Toman's four years.

**Liberty Stolen Bases Since 2000**

Year	SB	SBA	Pct.	Year	SB	SBA	Pct.
2000	196*	253	77.4	2006	104	127	81.9
2001	124	159	77.9	2007	51	66	77.3
2002	111	145	76.5	<b>2008</b>	<b>55</b>	<b>72</b>	<b>76.4</b>
2003	75	110	68.2	<b>2009</b>	<b>29</b>	<b>49</b>	<b>59.2</b>
2004	77	91	84.6	<b>2010</b>	<b>57</b>	<b>80</b>	<b>71.3</b>
2005	63	81	77.7	<b>2011</b>	<b>119</b>	<b>150</b>	<b>79.3</b>

\*- school record

**bold - during Toman's tenure**

**Parmley Puts Name on Single-Season Steal List**

- Outfielder Ian Parmley led the Flames and finished third in the Big South Conference with 27 stolen bases in 2011.
- Parmley's 27 steals were the most by a Liberty player since 2004, when outfielder Jeremiah Boles had 31 stolen bases.
- The outfielder moved into a tie for sixth on the program's single season list with former Liberty infielder Larry Wayne York, who had 27 stolen bases in 2003.
- Parmley, who played exclusively in the field last season and led team with 48 runs scored, will also see time on the mound this season for the Flames.

**Liberty Season Stolen Base Leaders**

Player	Year	SB
Gary Wagner	1983	46
Keith Butler	2000	35
Joey Monahan	2000	34
Jeremiah Boles	2004	31
Darrell Manuel	1983	29
<b>Ian Parmley</b>	<b>2011</b>	<b>27</b>
Larry Wayne York	2003	27
Joey Monahan	2001	26
David Dalton	1998	26
Joey Monahan	2002	25

**2011 LIBERTY BASEBALL**  
**Overall Statistics for Liberty (as of Feb 07, 2012)**  
**(All games Sorted by Batting avg)**

Record: 35-24 Home: 19-7 Away: 12-15 Neutral: 4-2 Big South: 18-9

Player	avg	gp-gs	ab	r	h	2b	3b	hr	rbi	tb	slg%	bb	hp	so	gdp	ob%	sf	sh	sb-att	po	a	e	fld%	
14 BREAM, Doug	.349	51-51	209	32	73	14	3	2	41	99	.474	7	5	22	7	.385	0	0	9-9	97	2	2	.980	
1 WILLIAMS, Matt	.336	58-58	226	41	76	17	2	9	38	124	.549	24	5	22	4	.405	4	2	16-20	78	180	17	.938	
7 ROBERTSON, Michael	.316	58-58	215	39	68	12	2	2	35	90	.419	14	11	36	3	.383	3	5	18-22	115	4	1	.992	
15 PARMLEY, Ian	.314	55-54	210	48	66	8	4	0	19	82	.390	25	0	33	1	.384	2	7	27-37	120	1	2	.984	
20 RASMUS, Casey	.287	47-46	167	26	48	9	1	3	18	68	.407	15	2	28	2	.349	2	7	18-22	279	45	3	.991	
16 HALEY, Zack	.284	48-48	148	28	42	10	1	2	19	60	.405	8	15	33	0	.376	2	10	9-12	84	137	9	.961	
4 TAYLOR, Austin	.257	52-50	183	26	47	10	1	8	34	83	.454	11	5	48	2	.315	1	5	8-9	381	41	4	.991	
5 BREAM, Tyler	.252	59-59	226	28	57	9	0	3	33	75	.332	12	4	51	6	.291	9	0	1-2	57	119	19	.903	
-----																								
17 SYPE, Dalton	.276	10-7	29	3	8	0	0	0	6	8	.276	1	0	3	0	.290	1	0	1-2	52	9	2	.968	
36 CORDELL, Ryan	.255	19-15	55	9	14	2	0	2	6	22	.400	2	2	15	0	.300	1	2	2-2	14	0	1	.933	
18 RICHARDSON, Justin	.242	29-13	62	5	15	4	0	2	9	25	.403	6	1	16	0	.319	0	0	0-0	0	0	0	.000	
24 SIZEMORE, Justin	.231	38-31	104	16	24	4	0	4	15	40	.385	13	2	25	1	.325	1	0	1-1	66	2	1	.986	
9 JEFFERSON, Jeff	.213	31-25	94	13	20	3	0	4	10	35	.372	10	2	13	1	.302	0	2	2-4	163	15	3	.983	
2 GRIMALDI, Marcus	.200	23-6	35	2	7	2	0	0	4	9	.257	3	0	10	0	.256	1	0	0-0	0	0	0	.000	
11 THOMPSON, Joshua	.069	29-8	29	6	2	2	0	0	1	4	.138	2	0	14	0	.129	0	0	7-8	21	0	1	.955	
23 MCCLENDON, Tony	.000	5-2	7	2	0	0	0	0	0	0	.000	1	2	6	0	.300	0	0	0-0	0	0	0	.000	
Totals	.284	59	1999	324	567	106	14	41	288	824	.412	154	56	375	27	.347	27	40	119-150	1555	638	72	.968	
Opponents	.263	59	1989	283	524	80	9	35	259	727	.366	144	64	362	37	.331	15	47	33-51	1533	600	90	.960	

LOB - Team (421), Opp (421). DPs turned - Team (51), Opp (37). CI - Team (0), Opp (2).

**(All games Sorted by Earned run avg)**

Player	era	w-l	app	gs	cg	sho	sv	ip	h	r	er	bb	so	2b	3b	hr	b/avg	wp	hp	bk	sfa	sha		
47 LINZA, Keegan	2.08	11-3	15	15	5	0/0	0	108.0	104	37	25	22	67	17	1	5	.256	6	7	0	1	14		
12 BAKER, Garrett	2.73	6-5	25	4	1	0/0	3	66.0	58	26	20	8	46	9	1	5	.233	4	3	0	2	5		
21 EVANS, Steven	2.87	7-3	16	15	3	1/1	0	100.1	75	41	32	29	83	13	2	2	.211	6	22	1	5	6		
25 NIGGLI, John	3.69	4-4	15	13	1	0/1	0	85.1	85	39	35	16	43	13	1	4	.264	3	10	0	2	5		
-----																								
27 KEMMERER, Jacob	3.10	0-0	15	1	0	0/1	0	29.0	24	12	10	11	20	4	2	1	.224	1	0	1	0	3		
13 BEAKLER, Dane	3.96	3-1	15	1	1	0/1	3	25.0	31	13	11	11	21	6	0	0	.304	1	0	0	0	3		
3 RICHARDSON, Josh	4.05	0-1	6	0	0	0/0	2	6.2	6	4	3	0	7	0	0	2	.231	0	2	0	1	0		
32 SWANSON, Mark	4.44	2-1	13	3	0	0/0	0	24.1	23	13	12	5	18	1	0	3	.261	3	3	0	1	5		
26 BROWN, Daniel	6.75	0-0	7	0	0	0/0	0	8.0	6	7	6	4	5	0	0	2	.222	3	0	0	2	2		
31 COLE, Bryan	7.71	0-0	2	0	0	0/0	0	2.1	4	2	2	0	1	1	0	1	.400	0	0	0	0	0		
8 FORSLUND, Blake	8.31	1-2	9	4	0	0/0	0	21.2	32	26	20	15	22	6	1	1	.330	9	4	1	1	0		
22 MCLEOD, J.J.	8.59	0-1	8	1	0	0/0	1	7.1	5	7	7	7	5	2	0	0	.192	2	3	0	0	1		
29 ABRAMS, Andy	10.29	0-0	7	0	0	0/0	0	7.0	14	9	8	0	1	2	0	0	.424	0	1	0	0	0		
36 CORDELL, Ryan	10.38	0-0	5	0	0	0/0	0	4.1	5	6	5	3	7	0	1	1	.278	1	2	0	0	0		
46 ECKELBARGER, Patrick	11.50	1-3	11	2	0	0/0	0	18.0	38	25	23	11	11	5	0	3	.418	2	2	0	0	2		
19 MARTIN, Willi	19.29	0-0	7	0	0	0/0	0	4.2	13	11	10	2	4	0	0	5	.481	1	2	0	0	1		
38 DUDLEY, Tim	99.00	0-0	1	0	0	0/0	0	0.1	1	5	5	0	1	1	0	0	.333	0	3	0	0	0		
Totals	4.05	35-24	59	59	11	3/2	9	518.1	524	283	233	144	362	80	9	35	.263	42	64	3	15	47		
Opponents	4.65	24-35	59	59	4	1/1	6	511.0	567	324	264	154	375	106	14	41	.284	53	56	8	27	40		

PB - Team (8), RASMUS, C. 6, JEFFERSON, J 2, Opp (6). Pickoffs - Team (4), EVANS, S. 1, RASMUS, C. 1, SWANSON, M. 1, COLE, B. 1, Opp (9).

PLAYER GAME-BY-GAME BATTING -2011

AB-R-H-BBI

Opponent	Date	#14 BREAM,D	#5 BREAM,T	#36 CORDELL,	#2 GRIMALDI,	#16 HALEY,Z	#9 JEFFERSO	#15 PARMLEY,I	#20 RASMUS,C	#18 RICHARDS	#7 ROBERTS	#24 SIZEMORE	#4 TAYLOR,A	#11 THOMPSON	#1 WILLIAMS,
Mercer	2/18/11	4-1-2-0	3-1-2-1	.....	1-0-0-0	4-1-1-0	.....	5-1-4-0	4-0-1-0	1-0-0-0	4-0-0-1	4-0-0-0	.....	3-0-0-0	4-0-1-1
Mercer	2/19/11	4-0-1-0	4-1-1-2	.....	.....	4-0-1-0	Def	5-0-0-0	4-0-1-0	1-0-0-0	4-0-1-0	4-0-2-0	.....	.....	2-1-1-0
Mercer	2/19/11	5-0-1-2	4-1-2-0	.....	Def	.....	2-0-0-0	3-0-0-0	2-1-1-0	3-0-0-0	4-1-2-1	2-0-0-0	4-0-2-0	2-0-0-0	5-1-4-1
Mercer	2/20/11	5-0-1-0	3-0-0-0	.....	1-0-0-0	4-0-2-1	.....	.....	5-1-1-0	.....	4-1-1-0	3-0-0-0	.....	3-1-1-1	4-0-2-1
North Florida	02/25/11	4-0-0-0	4-0-1-0	.....	.....	3-0-0-0	.....	4-0-0-0	3-0-1-0	1-0-0-0	3-0-0-0	2-0-0-0	.....	2-0-0-0	4-0-1-0
North Florida	02/26/11	4-0-2-1	4-0-2-0	.....	.....	3-1-2-1	4-1-1-1	.....	5-0-1-0	.....	4-0-1-0	.....	.....	4-1-1-0	4-1-1-0
North Florida	02/26/11	4-1-2-0	4-0-1-0	.....	0-0-0-0	4-0-1-2	4-1-0-0	.....	5-1-2-1	1-0-0-0	4-1-2-0	.....	Def	3-0-0-0	5-1-1-0
North Florida	02/27/11	5-2-3-2	5-2-4-2	.....	0-0-0-0	3-1-0-0	0-0-0-0	Def	3-0-1-0	.....	3-1-1-2	.....	5-0-1-1	Def	5-2-2-0
Virginia Tech	03/02/11	4-0-0-0	4-0-1-0	Def	.....	.....	1-0-0-0	.....	3-0-1-0	.....	4-0-0-0	4-1-2-0	.....	3-0-0-0	4-0-0-0
Binghamton	03/04/11	4-1-1-0	5-1-3-1	.....	.....	.....	Def	5-2-2-0	4-1-2-0	.....	5-1-1-0	3-2-2-4	3-1-2-3	.....	5-2-4-1
Binghamton	03/05/11	4-0-2-0	4-1-1-0	.....	.....	.....	.....	5-1-1-0	4-2-3-2	.....	3-1-1-1	3-1-0-0	3-0-0-0	.....	4-1-2-1
Binghamton	03/05/11	3-0-1-1	4-1-2-2	.....	3-1-0-0	.....	.....	3-1-0-0	3-1-1-0	.....	3-2-2-0	2-1-1-1	3-2-2-4	.....	4-0-0-0
William & Mary	03/08/11	3-2-1-2	4-1-1-1	.....	.....	3-0-1-1	.....	6-1-2-1	5-1-0-1	1-0-0-0	4-0-2-0	4-0-2-2	5-1-3-1	Def	5-3-3-0
Rutgers	03/11/11	3-0-1-0	4-0-1-1	.....	.....	3-1-1-0	.....	4-1-2-1	4-0-0-0	.....	4-0-1-1	4-1-1-0	4-1-1-0	.....	4-1-2-1
Monmouth	03/11/11	4-0-2-2	2-0-0-1	.....	.....	4-1-1-0	.....	4-2-2-0	4-0-0-0	.....	3-0-1-0	4-0-0-0	4-0-1-0	.....	3-1-1-0
East Carolina	03/13/11	4-0-0-0	3-0-0-0	.....	.....	1-0-0-1	.....	3-0-0-1	4-0-0-0	.....	3-1-1-0	2-1-0-0	4-0-1-0	Def	4-0-2-0
Maryland	03/15/11	5-1-2-3	3-2-0-0	.....	.....	5-2-3-1	4-1-2-2	6-2-2-1	3-1-1-2	.....	5-1-2-1	4-1-1-0	5-0-0-0	.....	.....
Maryland	03/16/11	4-1-2-0	4-0-0-1	.....	.....	4-0-0-0	4-0-0-0	3-1-1-1	3-0-0-0	.....	3-2-2-0	3-1-0-1	.....	.....	5-0-2-2
Charleston Southern	03/18/11	4-0-0-0	4-0-0-1	.....	.....	2-1-0-0	3-0-1-0	4-0-3-1	4-0-2-0	.....	3-1-1-0	3-0-0-0	.....	.....	3-0-0-0
Charleston Southern	03/19/11	4-1-3-1	5-1-1-1	.....	.....	4-0-3-3	3-0-0-0	4-0-1-0	2-0-0-0	.....	3-1-0-0	.....	2-1-0-0	.....	4-1-1-0
Charleston Southern	03/20/11	4-0-1-0	3-1-1-1	.....	.....	.....	4-0-0-0	3-1-1-0	3-1-1-1	2-0-0-0	3-1-2-2	1-0-0-0	4-0-0-0	0-1-0-0	3-0-0-0
Virginia Tech	03/22/11	4-0-0-1	4-0-0-0	.....	.....	.....	4-1-1-0	4-1-1-1	5-0-2-2	.....	3-2-1-0	4-1-2-0	3-1-1-1	.....	5-0-2-0
Winthrop	03/25/11	4-1-2-2	3-0-0-0	.....	.....	.....	3-0-0-0	4-0-0-0	4-0-0-0	.....	2-2-2-1	4-0-1-0	3-1-0-0	.....	3-1-1-0
Winthrop	03/25/11	4-0-0-0	4-0-2-0	.....	.....	.....	3-0-1-0	3-0-1-0	3-0-0-0	1-0-0-0	4-0-1-0	2-0-0-0	3-1-1-0	Def	4-0-0-0
Winthrop	03/26/11	5-1-2-2	5-2-1-0	.....	4-0-1-1	.....	5-2-3-3	6-2-2-0	5-3-2-0	.....	4-3-3-1	.....	5-1-2-4	.....	5-2-4-5
VCU	03/29/11	5-1-2-3	4-1-1-3	.....	5-1-2-0	.....	3-0-1-1	2-2-0-0	3-3-3-1	.....	4-1-0-0	.....	4-1-1-1	1-0-0-0	4-1-2-1
Coastal Carolina	04/01/11	4-0-0-0	3-0-1-0	.....	1-0-0-0	4-0-1-1	3-0-0-0	2-0-0-0	2-0-0-0	1-1-1-0	4-0-0-0	0-0-0-0	3-0-1-0	Def	4-0-0-0
Coastal Carolina	04/02/11	3-1-1-1	3-0-0-1	.....	3-0-2-1	3-1-0-0	.....	.....	3-1-2-0	3-1-1-1	3-0-0-0	1-0-0-0	4-0-0-0	Def	4-0-1-0
Coastal Carolina	04/03/11	4-0-1-0	4-0-0-0	1-1-0-0	3-0-0-0	4-1-1-0	4-0-1-0	3-2-3-1	2-0-0-1	.....	1-0-1-0	1-0-0-0	1-0-0-0	0-0-0-0	4-0-2-2
James Madison	04/06/11	5-3-5-0	5-2-2-2	4-0-0-1	Def	2-0-0-0	1-0-0-0	5-0-0-0	4-1-2-2	.....	.....	4-2-2-3	5-1-2-2	.....	4-3-1-1
High Point	04/08/11	4-1-1-1	4-1-1-0	.....	1-0-0-0	4-0-0-0	3-0-0-0	4-0-0-0	.....	1-0-0-0	4-0-1-1	3-0-1-0	3-0-0-0	.....	3-0-1-0
High Point	04/09/11	5-1-4-4	4-1-2-0	.....	.....	2-1-1-2	4-1-2-0	5-1-2-0	.....	4-0-1-2	4-2-1-1	1-0-0-0	3-0-0-0	1-1-0-0	5-1-2-0
High Point	04/10/11	5-1-4-3	5-1-2-1	.....	1-0-0-0	3-2-1-0	4-2-0-0	5-1-3-1	.....	5-1-2-1	6-2-3-2	.....	4-1-1-2	0-1-0-0	6-2-3-2
Presbyterian College	04/15/11	4-2-2-3	3-0-2-2	.....	.....	4-1-2-0	4-0-0-0	3-0-0-0	.....	3-0-0-0	2-1-0-1	.....	3-0-1-0	.....	3-2-2-0
Presbyterian College	04/17/11	3-2-2-1	4-0-0-0	.....	.....	2-1-1-0	3-0-0-0	4-0-1-1	.....	4-2-2-2	4-0-2-2	.....	4-2-1-0	1-0-0-0	4-0-1-0
Presbyterian College	04/17/11	5-1-2-1	4-0-1-0	.....	.....	3-0-1-0	4-1-2-1	5-1-1-1	.....	2-1-2-0	5-1-0-0	.....	4-0-2-0	.....	5-0-2-0
William & Mary	04/19/11	3-0-1-1	4-0-0-0	.....	1-0-0-0	4-0-1-0	4-0-0-0	3-1-1-0	.....	4-0-0-0	4-2-2-1	.....	4-1-1-1	Def	4-1-3-2
VMI	04/22/11	4-0-1-0	4-0-0-0	.....	.....	2-1-2-1	2-1-1-0	4-0-0-1	.....	4-0-0-0	4-0-1-1	.....	3-1-1-0	.....	4-0-0-0
VMI	04/23/11	4-1-3-0	4-0-0-0	.....	.....	3-1-1-1	4-2-2-2	5-2-2-0	.....	1-0-0-0	4-0-1-1	3-1-1-2	3-0-0-0	.....	5-1-1-2
VMI	04/23/11	4-0-0-0	3-0-1-0	.....	.....	3-1-1-0	3-0-2-0	3-0-0-0	.....	.....	4-0-2-1	.....	4-0-0-0	3-0-0-0	4-0-2-0
South Carolina	04/26/11	.....	5-0-1-2	4-2-2-2	.....	2-2-0-0	4-0-0-0	5-1-3-0	Def	3-0-0-0	5-1-3-2	2-0-0-0	5-0-0-0	.....	2-0-1-0
Le Moyne	04/29/11	.....	5-0-3-0	3-0-0-0	.....	4-0-1-1	.....	6-1-1-0	5-0-2-0	.....	6-0-1-1	2-0-1-0	5-1-1-0	1-0-0-0	4-1-1-1
New Orleans	04/30/11	.....	4-0-0-0	3-0-0-0	1-0-0-0	2-0-0-0	.....	4-2-2-0	.....	3-0-2-0	3-0-1-0	3-0-0-0	3-1-2-1	0-0-0-0	4-0-1-0
New Orleans	05/01/11	.....	4-0-0-0	3-2-3-0	.....	3-2-3-0	.....	2-1-1-1	.....	4-0-0-0	1-0-0-2	4-0-1-0	4-0-0-0	.....	2-0-0-2
Le Moyne	05/01/11	.....	4-1-1-0	3-0-1-0	1-0-0-0	3-0-1-0	.....	2-2-0-0	4-0-1-1	3-0-2-1	3-0-1-0	.....	4-0-1-0	0-1-0-0	1-1-0-1
UNC Asheville	05/05/11	3-0-1-0	3-0-0-0	3-0-0-0	.....	3-0-1-0	.....	3-1-2-0	3-0-0-0	.....	3-1-1-1	.....	3-0-0-0	.....	4-1-1-2
UNC Asheville	05/07/11	4-0-0-0	3-0-1-0	.....	.....	3-1-0-0	.....	3-1-3-1	3-1-1-1	.....	3-0-0-0	3-0-0-0	3-0-1-0	.....	4-0-1-1
UNC Asheville	05/07/11	5-2-2-0	4-2-2-0	0-0-0-0	3-0-1-2	3-1-0-0	.....	6-2-1-1	4-1-1-1	0-0-0-1	5-3-5-2	Def	4-3-3-3	Def	5-1-1-2
Gardner-Webb	05/13/11	4-0-0-0	4-1-1-0	Def	1-0-0-0	4-0-2-1	.....	5-1-1-0	3-1-0-0	3-0-1-1	3-0-1-0	2-0-0-0	3-0-1-0	.....	3-1-1-2
Gardner-Webb	05/14/11	.....	3-0-1-1	4-1-1-0	.....	3-1-0-0	.....	5-1-2-0	3-0-2-0	.....	5-0-2-0	4-2-2-2	4-0-1-1	.....	4-1-0-0
Gardner-Webb	05/15/11	.....	4-0-0-0	4-0-1-0	.....	3-1-2-1	.....	4-1-2-0	4-0-1-0	1-0-0-0	4-0-1-1	3-0-0-0	3-1-1-0	.....	3-0-0-1
VCU	05/17/11	.....	4-0-1-1	5-1-2-1	1-0-0-0	3-0-1-0	.....	3-1-2-1	5-1-2-0	1-0-1-1	3-1-0-0	3-1-1-0	5-1-2-2	Def	5-2-2-2
Radford	05/19/11	4-1-1-0	4-0-1-0	4-1-1-0	.....	3-0-0-0	.....	4-1-1-2	3-0-0-1	.....	4-0-2-1	.....	4-0-1-0	.....	4-1-1-0
Radford	05/20/11	4-0-2-0	4-0-0-0	4-1-1-0	.....	4-0-1-0	.....	3-0-0-0	4-0-0-0	.....	4-0-1-0	.....	4-0-2-1	.....	2-0-1-0
Radford	05/21/11	4-0-0-0	3-0-1-1	.....	.....	3-0-0-0	.....	3-1-1-0	2-0-1-0	.....	4-1-1-1	.....	2-0-1-0	.....	4-0-0-0
Gardner-Webb	05/25/11	5-2-2-1	4-3-2-4	3-0-1-0	.....	0-1-0-0	.....	3-1-1-1	4-3-3-0	1-0-0-0	5-0-1-1	3-0-1-0	4-2-2-6	.....	3-1-0-0
Charleston Southern	05/26/11	4-1-4-3	4-0-1-0	.....	1-0-0-0	2-1-0-1	.....	4-3-2-0	4-1-2-0	2-0-0-0	4-0-1-1	.....	2-0-0-0	Def	4-0-1-1
Coastal Carolina	05/27/11	4-0-0-0	2-0-1-0	3-0-1-2	.....	3-0-0-0	.....	4-0-0-0	4-0-1-0	1-0-1-0	4-1-1-0	.....	4-0-0-0	Def	4-1-2-0
Gardner-Webb	05/27/11	4-0-0-0	4-0-0-0	4-0-0-0	.....	3-0-1-0	.....	1-0-1-0	4-0-1-0	.....	4-0-0-0	.....	2-0-0-0	2-0-0-0	3-1-2-0



**MISCELLANEOUS STATS -2011**

<b>Multiple Hit Games</b>	<b>2</b>	<b>3</b>	<b>4</b>	<b>5+</b>	<b>Total</b>
14 BREAM, Doug	16	3	3	1	23
1 WILLIAMS, Matt	16	3	3	-	22
15 PARMLEY, Ian	15	5	1	-	21
7 ROBERTSON, Micha	13	3	-	1	17
5 BREAM, Tyler	11	2	1	-	14
20 RASMUS, Casey	10	3	-	-	13
4 TAYLOR, Austin	10	2	-	-	12
16 HALEY, Zack	6	3	-	-	9
24 SIZEMORE, Justin	7	-	-	-	7
9 JEFFERSON, Jeff	5	1	-	-	6
18 RICHARDSON, Justi	5	-	-	-	5
36 CORDELL, Ryan	2	1	-	-	3
17 SYPE, Dalton	1	1	-	-	2
2 GRIMALDI, Marcus	2	-	-	-	2
<b>TEAM</b>	<b>119</b>	<b>27</b>	<b>8</b>	<b>2</b>	<b>156</b>

<b>Multiple RBI Games</b>	<b>2</b>	<b>3</b>	<b>4</b>	<b>5+</b>	<b>Total</b>
14 BREAM, Doug	6	5	1	-	12
1 WILLIAMS, Matt	10	-	-	1	11
5 BREAM, Tyler	6	1	1	-	8
4 TAYLOR, Austin	3	2	2	1	8
7 ROBERTSON, Micha	7	-	-	-	7
24 SIZEMORE, Justin	3	1	1	-	5
20 RASMUS, Casey	4	-	-	-	4
16 HALEY, Zack	2	1	-	-	3
9 JEFFERSON, Jeff	2	1	-	-	3
18 RICHARDSON, Justi	2	-	-	-	2
36 CORDELL, Ryan	2	-	-	-	2
15 PARMLEY, Ian	1	-	-	-	1
2 GRIMALDI, Marcus	1	-	-	-	1
<b>TEAM</b>	<b>49</b>	<b>11</b>	<b>5</b>	<b>2</b>	<b>67</b>

<b>Hitting Streaks</b>	<b>Longest</b>	<b>Current</b>
14 BREAM, Doug	12	-
20 RASMUS, Casey	12	5
1 WILLIAMS, Matt	10	3
7 ROBERTSON, Micha	10	-
4 TAYLOR, Austin	10	-
5 BREAM, Tyler	10	-
16 HALEY, Zack	9	1
15 PARMLEY, Ian	8	1
36 CORDELL, Ryan	7	-
9 JEFFERSON, Jeff	3	-
24 SIZEMORE, Justin	3	2
2 GRIMALDI, Marcus	2	-
17 SYPE, Dalton	2	2
18 RICHARDSON, Justi	2	1
11 THOMPSON, Joshua	1	-

2011 LIBERTY BASEBALL  
Games Summary for Liberty (as of Feb 08, 2012)  
(All games)

Score by innings	1	2	3	4	5	6	7	8	9	EX	Total
Liberty	39	37	41	43	40	40	34	27	21	2	324
Opponents	41	33	28	37	22	40	38	22	18	4	283

Record when ...

Overall	35-24	After 6 leading	25-5
Conference	18-9	..... trailing	3-15
Non-Conference	17-15	..... tied	7-4
Home games	19-7	After 7 leading	28-3
Away games	12-15	..... trailing	3-13
Neutral site	4-2	..... tied	3-7
Day games	31-17	After 8 leading	29-1
Night games	4-7	..... trailing	4-17
vs Left starter	6-10	..... tied	1-5
vs Right starter	29-14		
1-Run games	11-7	Hit 0 home runs	16-17
2-Run games	4-3	... 1 home run	12-4
5+Run games	11-8	... 2+ home runs	7-3
Extra innings	2-2		
Shutouts	3-1	Opponent 0 home runs	29-12
		..... 1 home run	6-6
		..... 2+ HRs	0-6
Scoring 0-2 runs	3-10	Made 0 errors	12-4
..... 3-5 runs	16-9	... 1 error	13-9
..... 6-9 runs	9-4	.... 2+ errors	10-11
..... 10+ runs	7-1		
Opponent 0-2 runs	23-1	Opp. made 0 errors	6-6
..... 3-5 runs	7-9	..... 1 error	9-11
..... 6-9 runs	5-7	..... 2+ errors	20-7
..... 10+ runs	0-7		
Scored in 1st inning	14-7	Out-hit opponent	26-2
Opp. scored in 1st	10-12	Out-hit by opponent	7-19
Scores first	22-7	Hits are tied	2-3
Opp. scores first	13-17		

Record when team scores:

Runs	0	1	2	3	4	5	6	7	8	9	10+
W-L	0-1	0-6	3-3	6-0	2-5	8-4	3-2	1-1	2-0	3-1	7-1

Record when opponent scores:

Runs	0	1	2	3	4	5	6	7	8	9	10+
W-L	3-0	8-0	12-1	2-3	3-0	2-6	2-2	2-1	0-1	1-3	0-7

Record when leading after:

Inn.	1	2	3	4	5	6	7	8
W-L	13-5	18-6	22-9	25-7	26-7	25-5	28-3	29-1

Record when trailing after:

Inn.	1	2	3	4	5	6	7	8
W-L	6-9	9-12	8-11	6-15	4-14	3-15	3-13	4-17

Record when tied after:

Inn.	1	2	3	4	5	6	7	8
W-L	16-10	8-6	5-4	4-2	5-3	7-4	3-7	1-5

Current losing streak: 2

Longest winning streak: 7

Longest losing streak: 5

Home attendance : 9217 ( 22 dates avg = 418 )

Away attendance : 19548 ( 31 dates avg = 630 )

Total attendance: 28765 ( 53 dates avg = 542 )

2011 LIBERTY BASEBALL  
Individual Season/Career Summary for Liberty (as of Feb 08, 2012)  
(All games Sorted by Batting avg)

Record: 35-24 Home: 19-7 Away: 12-15 Neutral: 4-2 Big South: 18-9

Player	SEASON													CAREER												
	Avg	G-GS	AB	R	H	2B	3B	HR	RBI	BB	Hbp	SO	Sb-Att	Avg	G-GS	AB	R	H	2B	3B	HR	RBI	BB	Hbp	SO	Sb-Att
14 BREAM, Doug	.349	51-51	209	32	73	14	3	2	41	7	5	22	9-9	.343	171-143	559	99	192	33	3	12	119	42	16	58	11-11
1 WILLIAMS, Matt	.336	58-58	226	41	76	17	2	9	38	24	5	22	16-20	.327	166-166	681	142	223	51	5	13	86	60	27	61	38-53
7 ROBERTSON, Michael	.316	58-58	215	39	68	12	2	2	35	14	11	36	18-22	.326	112-111	393	78	128	25	6	6	78	26	29	67	22-29
15 PARMLEY, Ian	.314	55-54	210	48	66	8	4	0	19	25	0	33	27-37	.314	55-54	210	48	66	8	4	0	19	25	0	33	27-37
20 RASMUS, Casey	.287	47-46	167	26	48	9	1	3	18	15	2	28	18-22	.287	47-46	167	26	48	9	1	3	18	15	2	28	18-22
16 HALEY, Zack	.284	48-48	148	28	42	10	1	2	19	8	15	33	9-12	.284	48-48	148	28	42	10	1	2	19	8	15	33	9-12
4 TAYLOR, Austin	.257	52-50	183	26	47	10	1	8	34	11	5	48	8-9	.255	86-70	255	41	65	13	1	9	44	31	9	64	10-13
5 BREAM, Tyler	.252	59-59	226	28	57	9	0	3	33	12	4	51	1-2	.317	166-166	682	119	216	47	3	20	147	33	15	129	2-3
17 SYPE, Dalton	.276	10-7	29	3	8	0	0	0	6	1	0	3	1-2	.276	10-7	29	3	8	0	0	0	6	1	0	3	1-2
36 CORDELL, Ryan	.255	19-15	55	9	14	2	0	2	6	2	2	15	2-2	.255	19-15	55	9	14	2	0	2	6	2	2	15	2-2
18 RICHARDSON, Justin	.242	29-13	62	5	15	4	0	2	9	6	1	16	0-0	.274	88-38	175	20	48	12	0	3	32	22	5	36	0-1
24 SIZEMORE, Justin	.231	38-31	104	16	24	4	0	4	15	13	2	25	1-1	.216	56-35	125	16	27	5	0	4	19	17	3	34	1-1
9 JEFFERSON, Jeff	.213	31-25	94	13	20	3	0	4	10	10	2	13	2-4	.267	144-107	415	83	111	21	0	13	59	36	18	80	8-14
2 GRIMALDI, Marcus	.200	23-6	35	2	7	2	0	0	4	3	0	10	0-0	.200	23-6	35	2	7	2	0	0	4	3	0	10	0-0
11 THOMPSON, Joshua	.069	29-8	29	6	2	0	0	0	1	2	0	14	7-8	.069	29-8	29	6	2	2	0	0	1	2	0	14	7-8
23 MCCLENDON, Tony	.000	5-2	7	2	0	0	0	0	0	1	2	6	0-0	.000	5-2	7	2	0	0	0	0	1	2	6	0-0	
Totals	.284	59-59	1999	324	567	106	14	41	288	154	56	375	119-150													
Opponents	.263	59-59	1989	283	524	80	9	35	259	144	64	362	33-51													

Player	SEASON													CAREER													
	ERA	W-L	App	GS	CG	Sho	IP	H	R	ER	BB	SO	Sv	ERA	W-L	App	GS	CG	Sho	IP	H	R	ER	BB	SO	Sv	
47 LINZA, Keegan	2.08	11-3	15	15	5	0	108.0	104	37	25	22	67	0	3.28	19-3	29	27	6	0	172.2	171	78	63	56	111	0	
12 BAKER, Garrett	2.73	6-5	25	4	1	0	66.0	58	26	20	8	46	0	2.73	6-5	25	4	1	0	66.0	58	26	20	8	46	0	
21 EVANS, Steven	2.87	7-3	16	15	3	1	100.1	75	41	32	29	83	0	3.38	26-10	67	47	7	1	4	322.1	303	147	121	100	268	0
25 NIGGLI, John	3.69	4-4	15	13	1	0	85.1	85	39	35	16	43	0	3.69	4-4	15	13	1	0	85.1	85	39	35	16	43	0	
27 KEMMERER, Jacob	3.10	0-0	15	1	0	0	29.0	24	12	10	11	20	0	3.10	0-0	15	1	0	0	29.0	24	12	10	11	20	0	
13 BEAKLER, Dane	3.96	3-1	15	1	1	0	3	25.0	31	13	11	21	0	4.91	11-5	76	9	1	0	6	161.1	189	101	88	58	123	0
3 RICHARDSON, Josh	4.05	0-1	6	0	0	0	2	6.2	6	4	3	0	7	4.25	1-2	24	1	0	0	8	42.1	43	25	20	14	39	0
32 SWANSON, Mark	4.44	2-1	13	3	0	0	24.1	23	13	12	5	18	0	3.43	6-1	20	9	0	0	0	63.0	57	27	24	13	53	0
26 BROWN, Daniel	6.75	0-0	7	0	0	0	8.0	6	7	6	4	5	0	6.75	0-0	7	0	0	0	0	8.0	6	7	6	4	5	0
31 COLE, Bryan	7.71	0-0	2	0	0	0	2.1	4	2	2	0	1	0	12.00	0-0	4	0	0	0	0	6.0	14	8	8	3	2	0
8 FORSLUND, Blake	8.31	1-2	9	4	0	0	21.2	32	26	20	15	22	0	8.31	1-2	9	4	0	0	0	21.2	32	26	20	15	22	0
22 MCLEOD, J.J.	8.59	0-1	8	1	0	0	1	7.1	5	7	7	5	0	4.40	1-2	27	1	0	0	6	30.2	26	19	15	24	26	0
29 ABRAMS, Andy	10.29	0-0	7	0	0	0	7.0	14	9	8	0	1	0	10.29	0-0	7	0	0	0	0	7.0	14	9	8	0	1	0
36 CORDELL, Ryan	10.38	0-0	5	0	0	0	4.1	5	6	5	3	7	0	10.38	0-0	5	0	0	0	0	4.1	5	6	5	3	7	0
46 ECKELBARGER, Patrick	11.50	1-3	11	2	0	0	18.0	38	25	23	11	11	0	11.50	1-3	11	2	0	0	0	18.0	38	25	23	11	11	0
19 MARTIN, Willi	19.29	0-0	7	0	0	0	4.2	13	11	10	2	4	0	19.29	0-0	7	0	0	0	0	4.2	13	11	10	2	4	0
38 DUDLEY, Tim	99.00	0-0	1	0	0	0	0.1	1	5	5	0	1	0	6.38	1-0	12	2	0	0	0	24.0	31	20	17	7	20	0
Totals	4.05	35-24	59	59	11	3	9	518.1	524	283	233	144	362														
Opponents	4.65	24-35	59	59	4	1	6	511.0	567	324	264	154	375														

(All games Sorted by Earned run avg)

**PITCHERS' TALLY - 2011****LIBERTY RECORD BY STARTING PITCHER**

<b>PITCHER</b>	<b>RECORD</b>	<b>PCT.</b>
Garrett Baker	1-3	.333
Dane Beakler	1-0	1.000
Patrick Eckelbarger	1-1	.500
Steven Evans	9-6	.600
Blake Forslund	2-2	.500
Jacob Kemmerer	1-0	.000
Keegan Linza	12-3	.800
J.J. McLeod	0-1	.000
John Niggli	8-5	.615
Mark Swanson	0-3	.000

**STARTERS' RUN SUPPORT**

<b>PITCHER</b>	<b>STARTS</b>	<b>AVG.</b>
<b>Garrett Baker</b>	4	6.25
<b>High:</b> 11 at VCU (3/29)		
<b>Low:</b> 2 vs. Coastal Carolina (5/27)		
<b>Patrick Eckelbarger</b>	2	7.0
<b>High:</b> 9 vs. Binghamton (3/5)		
<b>Low:</b> 5 vs. Maryland (3/16)		
<b>Steven Evans</b>	15	5.8
<b>High:</b> 16 vs. Winthrop (3/26)		
<b>Low:</b> 0 at North Florida (2/25)		
<b>Blake Forslund</b>	4	5
<b>High:</b> 8 vs. VCU (5/17)		
<b>Low:</b> 2 vs. Mercer (2/19)		
<b>Keegan Linza</b>	15	4.9
<b>High:</b> 15 vs. UNC Asheville (5/7)		
<b>Low:</b> 1 at Coastal Carolina (4/1)		
<b>John Niggli</b>	13	4.62
<b>High:</b> 9, Two times		
<b>Low:</b> 1, Two times		

**BIG INNINGS FOUR-PLUS RUNS****LIBERTY**

<b>DATE</b>	<b>OPP</b>	<b>INN.</b>	<b>RUNS</b>	<b>RESULT</b>

**OPPONENT**

<b>DATE</b>	<b>OPP</b>	<b>INN.</b>	<b>RUNS</b>	<b>RESULT</b>

# PITCHER

## #25 JOHN NIGGLI

Senior, RHP  
Tulare, Calif.



### John Niggli Career Statistics

Year	ERA	W-L	APP-GS	CG	SHO	SV	IP	H	R	ER	BB	SO	OBA
2011	3.69	4-4	15-13	1	0/1	0	85.1	85	39	35	16	43	.264
2012													
Tot.													

- Appeared in 15 games, starting 13 contests in first year with Flames in 2011
- Posted the ninth-best ERA in the Big South Conference (3.69)
- Only returning Liberty pitcher to have pitched more than 30 innings in 2011
- Recorded first win at Liberty in a 9-1 win at North Florida (2/24/11)
- Spent two years at College of the Sequoias
- CVC Pitcher of the Year Runner-up in 2010

#### CAREER HIGHS

**IP:** 9.0, vs. Charleston Southern, 3/19/11  
**Long Start:** 9.0, vs. Charleston Southern, 3/19/11  
**Short Start:** 4.0, vs. Binghamton, 3/5/11  
**Hits:** 9, at Gardner-Webb, 5/13/11  
**Runs:** 6, vs. Binghamton, 3/5/11  
**Strikeouts:** 7, vs. Winthrop 3/25/11  
**Walks:** 2, Six times


**Liberty's Record in App:** 7-8  
**Liberty's Record in Starts:** 7-6

### NIGGLI GAME BY GAME

#### 2011

Date	OPPONENT	GS	IP	H	R	ER	BB	SO	WP	HBP	Score	Dec/Sv	ERA	
2/18	at Mercer		0.2	0	0	0	0	0	0	0	4-6		0.00	
2/25	at North Florida		1.2	0	0	0	0	0	0	0	0-5		0.00	
2/27	at North Florida	*	6.0	4	1	1	2	5	0	1	9-1	W	1.08	
3/5	Binghamton	*	4.0	8	6	6	2	0	0	0	7-12	L	5.11	
3/11	vs. Monmouth	*	7.0	6	2	2	0	1	0	1	4-3	W	4.19	
3/19	Charleston So.	*	9.0	5	1	1	2	4	1	0	5-1	W	3.18	
3/25	Winthrop	*	8.2	7	2	1	2	7	0	1	1-2	L	2.68	
4/2	Coastal Carolina	*	5.2	7	4	4	1	2	0	2	4-5		3.16	
4/9	at High Point	*	8.0	3	0	0	1	2	1	2	9-0	W	2.66	
4/15	Presbyterian	*	6.2	6	5	4	1	4	0	0	6-5		2.98	
4/22	at VMI	*	6.1	7	2	2	2	6	0	0	3-2		2.97/	
5/5	UNC Asheville	*	6.2	8	2	2	2	3	0	0	3-2		2.94	
5/13	at Gardner-Webb	*	5.1	9	4	4	0	2	0	0	4-5		3.21	
5/19	Radford	*	4.1	8	5	5	1	1	0	1	4-5	L	3.60	
5/27	Gardner-Webb	*	5.1	7	5	3	0	6	1	2	1-5	L	3.69	
<b>Totals</b>			<b>13</b>	<b>85.1</b>	<b>85</b>	<b>39</b>	<b>35</b>	<b>16</b>	<b>43</b>	<b>3</b>	<b>10</b>	<b>64-59</b>	<b>4-4</b>	<b>3.69</b>

#### 2012





# PITCHER

## #8 **BLAKE FORSLUND**

Junior, RHP  
Lynchburg, Va.



### Blake Forslund Career Statistics

Year	ERA	W-L	APP-GS	CG	SHO	SV	IP	H	R	ER	BB	SO	OBA
2011	8.31	1-2	9-4	0	0/0	0	21.2	32	26	20	15	22	.330
2012													
Tot.													

- Selected in the 17th Round of the 2011 MLB Draft by the Boston Red Sox
- Appeared in nine games, with four starts in 2011
- Recorded first victory with Liberty on May 1, 2001 in a 5-2 win over New Orleans
- Transfer from Virginia

#### CAREER HIGHS

**IP:** 4.0, Two times

**Long Start:** 4.0, Two times

**Short Start:** 1.1, VCU, 5/17/11

**Hits:** 6, at Mercer, 2/19/11

**Runs:** 7, at North Florida, 2/26/11

**Strikeouts:** 6, New Orleans, 5/1/11

**Walks:** 5, at North Florida, 2/26/11

**Liberty Record in App:** 5-4

**Liberty Record in Starts:** 2-2

### FORSLUND GAME BY GAME

#### 2011

Date	OPPONENT	GS	IP	H	R	ER	BB	SO	WP	HBP	Score	Dec/Sv	ERA
2-19	at Mercer	*	4.0	6	5	5	4	5	1	0	2-7 L	0-1	11.25
2-26	at North Florida	*	3.2	5	7	6	5	4	2	0	5-8 L	0-2	12.91
3-08	William & Mary		1.1	4	4	2	1	0	2	0	9-10 L	0-2	13.00
3-16	at Maryland		2.0	1	0	0	0	2	0	0	5-10 L	0-2	10.64
3-26	Winthrop		1.1	3	1	0	1	0	1	0	16-7 W	0-2	9.49
5-01	New Orleans	*	4.0	2	0	0	3	6	1	0	5-2 W	1-2	7.16
5-07	UNC Asheville		2.0	3	2	0	0	1	0	2	15-3 W	1-2	6.38
5-17	VCU	*	1.1	5	6	6	1	2	1	1	8-7 W	1-2	8.69
5-25	vs Gardner-Webb		2.0	3	1	1	0	2	1	1	13-5 W	1-2	8.31

**Totals** 4 21.2 32 26 20 15 22 9 4 78-59 1-2 8.31

#### 2012



# PITCHER

## #11 JACOB KEMMERER

Senior, RHP  
Issaquah, Wash.



### Jacob Kemmerer Career Statistics

Year	ERA	W-L	APP-GS	CG	SHO	SV	IP	H	R	ER	BB	SO	OBA
2011	3.10	0-0	15-1	0	0/1	0	29.0	24	12	10	11	20	.224
2012													
<b>Tot.</b>													

- Appeared in 15 games in first year with Flames in 2011
- 14 of his appearances were in relief
- Transfer from Edmonds College, which he attended for two years
- 2010 All-NWAACC North Region first team member

#### CAREER HIGHS

**IP:** 4.1, vs. William & Mary, 3/8/11  
**Long Start:** 0.0, at Maryland, 3/15/11  
**Short Start:** 0.0, at Maryland, 3/15/11  
**Hits:** 5, vs. William & Mary, 3/8/11  
**Runs:** 3, at Maryland, 3/5/11  
**Strikeouts:** 3, Two times  
**Walks:** 3, Two times


**Record in App:** 7-8  
**Record in Starts:** 1-0

### KEMMERER GAME BY GAME

#### 2011

Date	OPPONENT	GS	IP	H	R	ER	BB	SO	WP	HBP	Score	Dec/Sv	ERA
2/19	at Mercer		1.0	0	0	0	0	1	0	0	2-7	-	0.00
2/26	at North Florida		2.1	2	1	0	2	1	0	0	5-8	-	0.00
3/8	William & Mary		4.1	5	2	1	0	1	0	0	9-10	-	1.17
3/15	at Maryland	*	0.0	1	3	3	3	0	0	0	11-4	-	4.70
3/29	at VCU		2.0	2	0	0	1	2	0	0	11-1	-	3.72
4/9	at High Point		1.0	0	0	0	0	2	0	0	9-0	-	3.38
4/10	at High Point		2.2	3	2	2	3	0	0	0	14-9	-	4.05
4/17	Presbyterian		1.0	1	0	0	0	0	0	0	7-1	-	3.77
4/19	at William & Mary		2.1	3	0	0	0	3	0	0	5-11	-	3.24
4/23	at VMI		1.0	1	0	0	0	2	0	0	1-3	-	3.06
4/26	at South Carolina		0.0	1	2	2	1	0	0	0	6-9	-	4.08
5/1	New Orleans		4.0	0	0	0	1	3	0	0	5-2	-	3.32
5/17	VCU		3.2	3	1	1	0	2	0	0	8-7	-	3.20
5/20	Radford		1.0	1	1	1	0	1	0	0	1-3	-	3.42
5/27	Gardner-Webb		2.2	1	0	0	0	2	0	0	1-5	-	3.10
<b>Totals</b>		<b>1</b>	<b>29.0</b>	<b>24</b>	<b>12</b>	<b>10</b>	<b>11</b>	<b>20</b>	<b>1</b>	<b>0</b>	<b>95-80</b>	<b>0-0</b>	<b>3.10</b>

#### 2012



**PITCHER NOTES**

**#3 JOSH RICHARDSON**

RHP, Jr.

- Coming off Tommy John - not expected to pitch until late in season
- Posted a team high and tied for fourth in the Big South with six saves in 2010

**CAREER STATISTICS**

Year	ERA	W-L	APP-GS	CG	SHO	SV	IP	H	R	ER	BB	SO	OBA
2010	4.29	1-1	18-1	0	0/0	6	35.2	37	21	17	14	32	.264
2011	4.05	0-1	6-0	0	0/0	2	6.2	6	4	3	0	7	.231
<b>Tot.</b>	<b>4.25</b>	<b>1-2</b>	<b>24-1</b>	<b>0</b>	<b>0/0</b>	<b>8</b>	<b>42.1</b>	<b>43</b>	<b>25</b>	<b>20</b>	<b>14</b>	<b>39</b>	<b>.259</b>

**CAREER HIGHS**

**IP:** 5.0, at Winthrop, 5/22/10  
**Long Start:** 4.0, at Winthrop, 5/28/10  
**Short Start:** 4.0, at Winthrop, 5/28/10  
**Hits:** 7, at Winthrop 5/28/10  
**Runs:** 5, at Winthrop, 5/28/10  
**Strikeouts:** 3, 4 times  
**Walks:** 2, 5 times

**Liberty Record in App:** 16-8  
**Liberty Record in Starts:** 1-0

**Richardson Game-By-Game**

**2010**

Date Opp	GS	IP	H	R	ER	BB	SO	Score	Dec./SV
2/19 at Kennesaw St.	1.1	1	0	0	0	0	2	10-4	
2/21 at Kennesaw St.	1.1	0	0	0	0	1	0	10-4	
2/26 vs. Morehead St	1.0	0	0	0	0	0	1	5-2	
2/27 vs. Lehigh	1.0	0	0	0	0	2	1	6-3	SV
3/13 St. John's	0.2	4	2	0	0	2	14-9		
3/20 Manhattan	2.0	4	3	3	1	3	13-14		L
3/31 at VCU	2.0	2	0	0	0	2	7-4		
4/3 High Point	2.2	0	0	0	1	2	14-8		SV
4/10 at Radford	3.2	5	0	0	0	3	3-1		SV
4/16 VMI	1.1	2	3	2	0	2	12-9		SV
4/17 VMI	0.1	0	0	0	0	1	9-6		SV
4/20 Duke	2.2	3	2	2	2	1	1-4		
4/23 at Presbyterian	2.0	3	3	3	2	2	8-7		
5/8 at Charleston So.	2.1	0	0	0	0	3	4-1		SV
5/16 Coast. Carolina	1.1	1	1	1	2	2	0-5		
5/18 VCU	1.0	1	0	0	0	0	7-6		W
5/22 at Winthrop	5.0	4	2	1	2	3	5-8		
5/28 at Winthrop	* 4.0	7	5	5	1	2	9-7		
<b>Tot.</b>	<b>1</b>	<b>35.2</b>	<b>37</b>	<b>21</b>	<b>17</b>	<b>14</b>	<b>32</b>	<b>137-102</b>	<b>1-1/6</b>

**2011**

Date Opp	GS	IP	H	R	ER	BB	SO	Score	Dec./SV
2/20 at Mercer	2.2	1	0	0	0	4	5-4		SV
2/26 at North Florida	1.2	1	0	0	0	2	4-2		SV
3/25 Winthrop	0.1	0	0	0	0	0	1-2		
4/2 at Coast. Carolina	0.1	0	0	0	0	0	4-5		
4/3 at Coast. Carolina	1.0	1	1	0	0	0	4-5		
4/6 James Madison	0.2	3	3	3	0	1	12-16		
<b>Tot.</b>	<b>6.2</b>	<b>6</b>	<b>4</b>	<b>3</b>	<b>0</b>	<b>7</b>	<b>30-34</b>	<b>0-0/2</b>	

**#9 RYAN CORDELL**

RHP, So.

- Made five appearances on the mound in 2011
- Also plays the field - last season played in 19 games between the outfield and at designated hitter

**CAREER STATISTICS**

Year	ERA	W-L	APP-GS	CG	SHO	SV	IP	H	R	ER	BB	SO	OBA
2011	10.38	0-0	5/0	0	0/0	0	4.1	5	6	5	3	7	.278

**CAREER HIGHS**

**IP:** 1.0, four times  
**Long Start:** N/A  
**Short Start:** N/A  
**Hits:** 2, two times  
**Runs:** 5, at William & Mary, 4/19/11  
**Strikeouts:** 2, two times  
**Walks:** 2, at Mercer, 2/19/11

**Liberty Record in App:** 16-8  
**Liberty Record in Starts:** 0-0

**Cordell Game-By-Game**

**2011**

Date Opp	GS	IP	H	R	ER	BB	SO	Score	Dec./SV
2/19 at Mercer	1.0	2	1	1	2	1	5-17		
3/16 at Maryland	1.0	0	0	0	0	2	5-10		
3/29 at VCU	1.0	0	0	0	0	1	11-1		
4/1 at Coast. Carolina	1.0	1	0	0	0	2	1-17		
4/19 at William & Mary	0.1	2	5	4	1	1	5-11		
<b>Tot.</b>	<b>4.1</b>	<b>5</b>	<b>6</b>	<b>5</b>	<b>3</b>	<b>7</b>	<b>27-56</b>		

**#21 PATRICK ECKELBARGER**

RHP, Sr.

- Made 11 appearances in first season with Liberty in 2011 - two were starts
- Recorded first win at Liberty in a 9-6 win over Binghamton on 3/5/11
- Transferred to Liberty after two seasons at St. Petersburg

**CAREER STATISTICS**

Year	ERA	W-L	APP-GS	CG	SHO	SV	IP	H	R	ER	BB	SO	OBA
2011	11.50	1-3	11-2	0	0/0	0	18.0	38	25	23	11	11	.418

**CAREER HIGHS**

**IP:** 4.2, James Madison, 4/6  
**Short Start:** 1.1, at Maryland, 3/16/11  
**Hits:** 7, two times  
**Runs:** 5, at Maryland, 3/16/11  
**Strikeouts:** 3, 4/6/11  
**Walks:** 3, two times

**Liberty Record in App:** 5-6  
**Liberty Record in Starts:** 1-1

**Eckelbarger Game-By-Game**

**2011**

Date Opp	GS	IP	H	R	ER	BB	SO	Score	Dec./SV
2/18 at Mercer	0.1	2	2	2	2	0	4-6		L
2/19 at Mercer	2.0	4	1	1	1	2	5-17		
2/27 at North Florida	1.2	0	0	0	0	1	9-1		
3/2 at Virginia Tech	0.2	3	4	2	0	0	1-9		
3/5 Binghamton	* 4.0	5	2	2	2	2	9-6		W
3/16 at Maryland	* 1.1	7	5	5	2	1	5-10		L
3/29 at VCU	1.0	2	0	0	0	0	11-1		
4/6 James Madison	4.2	7	4	4	3	3	12-16		
4/10 at High Point	0.2	3	1	1	0	0	14-9		
4/19 at William & Mary	0.2	1	3	3	3	1	5-11		L
5/25 vs Gardner-Webb	1.0	4	3	3	0	1	13-5		
<b>Totals</b>	<b>2</b>	<b>18.0</b>	<b>38</b>	<b>25</b>	<b>23</b>	<b>11</b>	<b>11</b>	<b>88-91</b>	<b>1-3</b>

## PITCHER NOTES

## #26 DANIEL BROWN

RHP, So.

- Made seven appearances in 2011
- \* Has yet to record a decision

## CAREER STATISTICS

Year	ERA	W-L	APP-GS	CG	SHO	SV	IP	H	R	ER	BB	SO	OBA
2011	6.75	0-0	7-0	0	0/0	0	8.0	6	7	6	4	5	.261

## CAREER HIGHS

IP: 5.0, at Winthrop, 5/22/10  
**Long Start:** 4.0, at Winthrop, 5/28/10  
**Short Start:** 4.0, at Winthrop, 5/28/10  
**Hits:** 7, at Winthrop 5/28/10  
**Runs:** 5, at Winthrop, 5/28/10  
**Strikeouts:** 3, 4 times  
**Walks:** 2, 5 times

Liberty Record in App: 1-6  
 Liberty Record in Starts: N/A

## Brown Game-By-Game

## 2011

Date Opp	GS	IP	H	R	ER	BB	SO	Score	Dec./SV
2/20 at Mercer	1.0	1	1	1	1	0	2	2-7	
3/2 at Virginia Tech	1.0	0	0	0	0	0	2	1-9	
3/5 Binghamton	2.2	2	4	3	1	0	0	7-12	
4/8 at High Point	1.0	1	1	1	0	0	0	2-6	
4/19 at William & Mary	0.2	0	0	0	2	1	1	5-11	
4/25 at South Carolina	0.2	2	1	1	1	0	0	6-9	
5/17 VCU	1.0	0	0	0	0	0	0	8-7	
<b>Tot.</b>	<b>8.0</b>	<b>6</b>	<b>7</b>	<b>6</b>	<b>4</b>	<b>5</b>	<b>31-61</b>		

## #33 WILLI MARTIN

RHP, So.

- Made seven appearances in 2011
- \* Has yet to record a decision

## CAREER STATISTICS

Year	ERA	W-L	APP-GS	CG	SHO	SV	IP	H	R	ER	BB	SO	OBA
2011	19.29	0-0	7-0	0	0/0	0	4.2	13	11	10	2	4	.481

## CAREER HIGHS

IP: 5.0, at Winthrop, 5/22/10  
**Long Start:** 4.0, at Winthrop, 5/28/10  
**Short Start:** 4.0, at Winthrop, 5/28/10  
**Hits:** 7, at Winthrop 5/28/10  
**Runs:** 5, at Winthrop, 5/28/10  
**Strikeouts:** 3, 4 times  
**Walks:** 2, 5 times

Liberty Record in App: 3-4  
 Liberty Record in Starts: N/A

## Martin Game-By-Game

## 2011

Date Opp	GS	IP	H	R	ER	BB	SO	Score	Dec./SV
2/19 at Mercer	0.2	4	4	4	4	0	0	5-17	
2/27 at North Florida	0.1	1	0	0	0	0	0	9-1	
3/16 at Maryland	0.1	2	4	4	2	0	0	5-10	
3/29 at VCU	0.2	1	0	0	0	2	2	11-1	
4/1 at Coast Carolina	0.2	2	1	1	0	1	1	1-17	
4/19 at William & Mary	1.0	1	0	0	0	1	1	5-11	
5/1 New Orleans	1.0	2	2	1	0	0	0	5-2	
<b>Tot.</b>	<b>4.2</b>	<b>13</b>	<b>11</b>	<b>10</b>	<b>2</b>	<b>4</b>	<b>41-59</b>		

## #38 TIM DUDLEY

LHP, Jr.

- Made only one appearances as he battled health issues in 2011
- As a freshman, appeared in 11 games, with two starts
- Recorded first win at Liberty in a 9-5 win over High Point on 5/29/10 at the Big South Championship in Rock Hill, S.C. - the victory was the longest outing of his career

## CAREER STATISTICS

Year	ERA	W-L	APP-GS	CG	SHO	SV	IP	H	R	ER	BB	SO	OBA
2010	4.56	1-0	11-2	0	0/0	0	23.2	30	15	12	7	19	.313
2011	99.00	0-0	1-0	0	0/0	0	0.1	1	5	5	0	1	.333
<b>Tot.</b>	<b>6.38</b>	<b>1-0</b>	<b>12-2</b>	<b>0</b>	<b>0/0</b>	<b>0</b>	<b>24.0</b>	<b>31</b>	<b>20</b>	<b>17</b>	<b>7</b>	<b>20</b>	<b>.313</b>

## CAREER HIGHS

IP: 5.0, at Winthrop, 5/22/10  
**Long Start:** 4.0, at Winthrop, 5/28/10  
**Short Start:** 4.0, at Winthrop, 5/28/10  
**Hits:** 7, at Winthrop 5/28/10  
**Runs:** 5, at Winthrop, 5/28/10  
**Strikeouts:** 3, 4 times  
**Walks:** 2, 5 times

Liberty Record in App: 1-6  
 Liberty Record in Starts: N/A

## Dudley Game-By-Game

## 2010

Date Opp	GS	IP	H	R	ER	BB	SO	Score	Dec./SV
2/20 at Kennesaw St.	1.0	0	0	0	0	0	1	11-2	
2/28 at UNC Wilmington	1.1	2	0	0	0	0	0	12-2	
3/9 Old Dominion	*	4.0	5	2	2	0	1	3-5	
3/14 St. John's	0.0	3	3	3	3	0	1	6-7	
3/24 at Virginia Tech	1.0	1	0	0	0	1	3	0-10	
4/13 Elon	4.0	4	0	0	0	0	5	3-5	
4/17 VMI	2.2	3	0	0	0	0	2	9-6	
4/20 Duke	1.0	0	0	0	0	0	1	1-4	
4/21 James Madison	1.1	2	2	1	0	0	0	12-17	
4/25 at Presbyterian	1.1	4	5	4	0	2	2	16-9	
5/26 vs. High Point	*	6.0	6	3	2	6	4	9-5	
<b>Tot.</b>	<b>2</b>	<b>23.2</b>	<b>30</b>	<b>15</b>	<b>12</b>	<b>7</b>	<b>19</b>	<b>82-62</b>	

## 2011

Date Opp	GS	IP	H	R	ER	BB	SO	Score	Dec./SV
4/1 at Coast Carolina	0.1	1	5	5	0	1	1	1-17	

**PLAYER NOTES**

**#1 ZACK HALEY** **INF**  
**SEASON:** **LAST 5:**  
**BIG SOUTH:** **LAST 10:**

- May move to shortstop after starting 44 games at second base in 2011
- Hit out of the ninth spot in the batting order 43 times in 2011
- Hit in nine consecutive games from 4/9/11-4/23/11 (11-26, .423)

**CAREER STATISTICS**  
**Year Avg. GP-GS AB R H 2B 3B HR RBI SLG% BB SO OB% SB-A**  
 2011 .284 48-48 148 28 42 10 1 2 19 .405 8 33 .376 9-12  
 2012  
 TOT

**SEASON HIGHS**  
**HITS:**  
**RUNS:**  
**RBI:**  
**HIT STREAK:**

**CAREER HIGHS:**  
**HITS:** 3, three times  
**RUNS:** 2, four times  
**RBI:** 3, Charleston Southern, 03/19/11  
**HIT STREAK:** 9 games, 4/9-4/23/11

**#3 JOSH RICHARDSON** **INF/RHP**  
**SEASON:** **LAST 5:**  
**BIG SOUTH:** **LAST 10:**

- After pitching exclusively in 2011, in competition to start at shortstop
- Played 15 games, with 10 starts at shortstop as a freshman in 2010

**CAREER STATISTICS**  
**Year Avg. GP-GS AB R H 2B 3B HR RBI SLG% BB SO OB% SB-A**  
 2010 .205 15-10 39 11 8 2 0 2 7 .410 9 7 .333 1-1  
 2012  
 TOT

**SEASON HIGHS**  
**HITS:**  
**RUNS:**  
**RBI:**  
**HIT STREAK:**

**CAREER HIGHS:**  
**HITS:** 2, at High Point, 3/20/09  
**RUNS:** 1, three times  
**RBI:** 2, at High Point, 3/20/09  
**HIT STREAK:** 6 games, 2/28-3/12/10

**#4 ANDY SMITH** **OF**  
**SEASON:** **LAST 5:**  
**BIG SOUTH:** **LAST 10:**

- Expected to be Liberty's starting center fielder
- Transfer from Bellevue College, where he earned first team All-NWAACC North Region and academic honors

**CAREER STATISTICS**  
**Year Avg. GP-GS AB R H 2B 3B HR RBI SLG% BB SO OB% SB-A**  
 2012

**SEASON/CAREER HIGHS**  
**HITS:**  
**RUNS:**  
**RBI:**  
**HIT STREAK:**

**#5 DALTON SYPE** **INF**  
**SEASON:** **LAST 5:**  
**BIG SOUTH:** **LAST 10:**

- Expected to see playing time at shortstop and third base
- Played in 10 games, with seven starts in 2011, before receiving a medical redshirt

**CAREER STATISTICS**  
**Year Avg. GP-GS AB R H 2B 3B HR RBI SLG% BB SO OB% SB-A**  
 2011 .276 10-7 29 3 8 0 0 0 6 .276 1 3 .290 1-2  
 2012  
 TOT

**SEASON HIGHS**  
**HITS:**  
**RUNS:**  
**RBI:**  
**HIT STREAK:**

**CAREER HIGHS:**  
**HITS:** 3, Binghamton, 3/4/11  
**RUNS:** 2, Mercer, 2/20/11  
**RBI:** 1, 6 times  
**HIT STREAK:** 2 games, 3/4-3/5/11

**#7 MICHAEL ROBERTSON** **OF**  
**SEASON:** **LAST 5:**  
**BIG SOUTH:** **LAST 10:**

- Has been an outfield starter since joining the Flames in 2009
- Liberty team captain
- Led Liberty in hitting (.345) and RBIs (20) in Big South Conference play last season
- Finished seventh in the Big South with 18 stolen bases in 2011
- Had second-longest consecutive game hit streak on team of 10 games in 2011 - 3/4-3/18/11
- Last Liberty hitter to have five hits in a game, going 5-fo-5 against UNC Asheville on 5/7/11

**CAREER STATISTICS**  
**Year Avg. GP-GS AB R H 2B 3B HR RBI SLG% BB SO OB% SB-A**  
 2010 .337 54-53 178 39 60 13 4 4 43 .522 12 16 .429 4-7  
 2011 .316 58-58 215 39 68 12 2 2 35 .419 14 11 .383 18-22  
 2012  
 TOT .326 112-111 393 78 128 25 6 6 78 .466 26 67 .404 22-29

**SEASON HIGHS**  
**HITS:**  
**RUNS:**  
**RBI:**  
**HIT STREAK:**

**CAREER HIGHS:**  
**HITS:** 5, UNC Asheville, 5/7/11  
**RUNS:** 3, 5 times  
**RBI:** 4, two times  
**HIT STREAK:** 10 games, 3/4-3/18/11



## PLAYER NOTES

**#9 RYAN CORDELL****OF/1B/RHP****SEASON:****LAST 5:****BIG SOUTH:****LAST 10:**

- Expected to open the season in the Liberty starting line-up at either first base or in left field
- Played in 24 games in 2011 - 12 in the outfield and seven as the designated hitter and five appearances as a pitcher
- Made first collegiate start against James Madison on 4/6/11
- Made nine starts in the outfield
- Hit his first two collegiate home runs at South Carolina on 4/26

**CAREER STATISTICS****Year Avg. GP-GS AB R H 2B 3B HR RBI SLG% BB SO OB% SB-A**

2011 .255 19-15 55 9 14 2 0 2 6 .400 2 15 .300 2-2

2012

TOT

**SEASON HIGHS****HITS:****RUNS:****RBI:****HIT STREAK:****CAREER HIGHS:****HITS:** 3, New Orleans, 5/01/11**RUNS:** 2, at South Carolina, 4/26/11**RBI:** 2, at South Carolina, 4/26/11**HIT STREAK:** 7 games, 5/11-5/27**#10 TREY WIMMER****1B/C****SEASON:****LAST 5:****BIG SOUTH:****LAST 10:**

- Received medical redshirt in 2011
- Liberty team captain
- Expected to be Liberty's starter at third base to open the season
- All his previous 93 career starts have come at first base
- Tied a Liberty record for doubles in a game with three, driving in five runs and scoring twice in a 9-7 victory over George Mason on 3/30/10

**CAREER STATISTICS****Year Avg. GP-GS AB R H 2B 3B HR RBI SLG% BB SO OB% SB-A**

2009 .299 53-50 184 28 55 6 0 6 32 .429 14 26 .361 0-0

2010 .249 59-43 173 19 43 14 0 4 35 .399 12 28 .309 0-2

2012

TOT .275 112-93 357 47 98 20 0 10 67 .415 26 54 .336 0-0

**SEASON HIGHS****HITS:****RUNS:****RBI:****HIT STREAK:****CAREER HIGHS:****HITS:** 4, two times**RUNS:** 2, nine times**RBI:** 5, twice**HIT STREAK:** 8 games, 3/28-4/7/09**#12 ALEX CLOSE****C/1B/RHP****SEASON:****LAST 5:****BIG SOUTH:****LAST 10:**

- Multi-position player - also pitches
- Set single-season school RBI record with 60 as a senior at Spain Park HS in Hoover, Ala.
- Named to all-state, all-metro, All Over the Mountain, All-Shelby County and all-metro teams as a senior
- 2011 Preseason Under Armour All-American

**CAREER STATISTICS****Year Avg. GP-GS AB R H 2B 3B HR RBI SLG% BB SO OB% SB-A**

2012

**SEASON/CAREER HIGHS****HITS:****RUNS:****RBI:****HIT STREAK:****#14 CARSON HERNDON****INF/RHP****SEASON:****LAST 5:****BIG SOUTH:****LAST 10:**

- May also pitch
- Named all-state in 2011 as a shortstop

**CAREER STATISTICS****Year Avg. GP-GS AB R H 2B 3B HR RBI SLG% BB SO OB% SB-A**

2012

**SEASON/CAREER HIGHS****HITS:****RUNS:****RBI:****HIT STREAK:****#17 IAN PARMLEY****OF/LHP****SEASON:****LAST 5:****BIG SOUTH:****LAST 10:**

- Expected to start in the outfield and pitch
- Played in 55 games, with 54 starts - 50 of his starts came as an outfielder
- Hit out of the leadoff spot in 54 games for Liberty last season
- Led the Flames and was third in the Big South with 27 steals
- Tied for seventh in the conference in runs scored with 48
- Had 21 multiple-hit games, including six with three hits or more
- Finished the season hitting .371 over his last 19 games

**CAREER STATISTICS****Year Avg. GP-GS AB R H 2B 3B HR RBI SLG% BB SO OB% SB-A**

2011 .314 55-54 210 48 66 8 4 0 19 .390 25 33 .384 27-37

2012

TOT

**SEASON HIGHS****HITS:****RUNS:****RBI:****HIT STREAK:****CAREER HIGHS:****HITS:** 4, at Mercer, 2/18/11**RUNS:** 3, Charleston Southern, 5/26/11**RBI:** 2, Radford, 5/19/11**HIT STREAK:** 8 games, 5/5-5/19/11

## PLAYER NOTES

**#20 BYRAN AANDERUD**

SEASON: LAST 5:  
BIG SOUTH: LAST 10:

- Expected to start on Liberty's infield
- Transfer from Cypress

## CAREER STATISTICS

Year Avg. GP-GS AB R H 2B 3B HR RBI SLG% BB SO OB% SB-A  
2012

## SEASON/CAREER HIGHS

HITS:  
RUNS:  
RBI:  
HIT STREAK:

**#21 DANNY GRAUER**

C/1B/RHP

SEASON: LAST 5:  
BIG SOUTH: LAST 10:

- Expected to be Liberty's starting catcher
- Transfer from Louisburg, where he played one year
- Named to the 2011 Region X first team

## CAREER STATISTICS

Year Avg. GP-GS AB R H 2B 3B HR RBI SLG% BB SO OB% SB-A  
2012

## SEASON HIGHS/CAREER HIGHS

HITS:  
RUNS:  
RBI:  
HIT STREAK:

**#22 TYLER COX**

OF

SEASON: LAST 5:  
BIG SOUTH: LAST 10:

- Transfer from Bellevue, where he played two seasons
- Named to All-NWAACC, North Region and NWAACC All-Tournament first teams

## CAREER STATISTICS

Year Avg. GP-GS AB R H 2B 3B HR RBI SLG% BB SO OB% SB-A  
2012

## SEASON/CAREER HIGHS

HITS:  
RUNS:  
RBI:  
HIT STREAK:

**#23 TONY MCCLENDON**

OF

SEASON: LAST 5:  
BIG SOUTH: LAST 10:

- Played in 5 games, with two starts in 2011, before receiving a medical redshirt
- One start came as the designated hitter and the other in the outfield

## CAREER STATISTICS

Year Avg. GP-GS AB R H 2B 3B HR RBI SLG% BB SO OB% SB-A  
2011 .000 5-2 7 2 0 0 0 0 0 .000 1 2 .300 0-0  
2012  
TOT

**#24 JUSTIN SIZEMORE**

1B

SEASON: LAST 5:  
BIG SOUTH: LAST 10:

- Played in 38 games, with 31 starts - 24 of his starts came as Liberty's designated hitter and seven starts at first base in 2011
- Was 2-for-3 with walk, a home run, four RBIs and two runs scored in a 12-2 victory over Binghamton on 3/4/11

## CAREER STATISTICS

Year Avg. GP-GS AB R H 2B 3B HR RBI SLG% BB SO OB% SB-A  
2010 .143 18-4 21 0 3 1 0 0 4 .190 4 9 .296 0-0  
2011 .231 38-31 104 16 24 4 0 4 15 .385 13 25 .325 1-1  
2012  
TOT .216 56-35 125 16 27 5 0 4 19 .352 17 34 .320 1-1

## SEASON HIGHS

HITS:  
RUNS:  
RBI:  
HIT STREAK:

## CAREER HIGHS:

HITS: 2, eight times  
RUNS: 2, three times  
RBI: 4, Binghamton  
HIT STREAK: 3 games, 3/5-3/11/11

**#30 ASHTON PERRITT**

OF/RHP

SEASON: LAST 5:  
BIG SOUTH: LAST 10:

- May also pitch
- 2010 and 2011 Johnson County Player of the Year at Whiteland Community High School
- Three-time all-county and conference player

## CAREER STATISTICS

Year Avg. GP-GS AB R H 2B 3B HR RBI SLG% BB SO OB% SB-A  
2012


## SEASON/CAREER HIGHS

HITS:  
RUNS:  
RBI:  
HIT STREAK:



# A NEW HOME FOR LIBERTY BASEBALL

CONSTRUCTION TO BEGIN IN SPRING OF 2012




**STADIUM TO BE  
LOCATED NEXT TO THE  
RECENTLY EXPANDED  
WILLIAMS STADIUM.**

The 2012 season will be Liberty baseball's last year at Worthington Stadium. A new baseball facility adjacent to recently expanded Williams Stadium, home of Liberty football, and Osborne

Stadium, home of both Liberty soccer and track & field programs, is set to open for the 2013 home opener. The construction of the new baseball facility is the latest dramatic improvement to athletics facilities at Liberty in recent years. The stadium could eventually seat up to 2,500 spectators and will enhance a developing

athletics corridor at the University.

The intercollegiate baseball stadium will replace Worthington Stadium, which has been the team's home since 1979. Liberty will close out its time at the complex this year with an eight-game homestand from April 24-May 13, highlighted by Big South Conference series against Coastal Carolina and High Point.



# OPENING IN 2013



**Numerical**

No.	Name	Pos.	Cl.	B/T	Hgt.	Wgt.	Hometown/High School (Previous School)
1	Zack Haley	INF	Sr.	R/R	5-9	160	Prescott, Ariz./Prescott (Yavapai)
2	Brooks Roy	RHP	Jr.	R/R	5-10	185	Tacoma, Wash./Franklin Pierce (Edmonds)
3	Josh Richardson	INF/RHP	Jr.	R/R	6-1	175	Chesapeake, Va./Greenbriar Christian
4	Andy Smith	OF	Jr.	L/L	5-9	180	Paulsbo, Wash./North Kitsap (Bellevue)
5	Dalton Sype	INF	Jr.	R/R	6-3	185	Laguna Beach, Calif./Laguna Beach (Saddleback)
6	Shawn Clowers	LHP/OF	Fr.	L/L	5-11	170	Axton, Va./Tunstall
7	Michael Robertson	OF	Sr.	R/R	6-2	215	Everett, Wash./Jackson (Bellevue)
8	Blake Forslund	RHP	Jr.	R/R	6-4	215	Lynchburg, Va./Rustburg (Virginia)
9	Ryan Cordell	OF/RHP	So.	R/R	6-3	185	Sacramento, Calif./Valley Christian
10	Trey Wimmer	1B/C	Jr.	R/R	6-2	215	Greenwood, S.C./Greenwood
11	Jacob Kemmerer	RHP	Sr.	R/R	6-1	180	Issaquah, Wash./Issaquah (Edmonds)
12	Alex Close	C/1B/RHP	Fr.	R/R	6-3	225	Hoover, Ala./Spain Park
13	Trey Lambert	RHP	So.	R/R	6-4	205	Tazewell, Va./Tazewell (Patrick Henry)
14	Carson Herndon	INF/RHP	Fr.	R/R	6-4	215	Salisbury, N.C./Davie County
16	Jared Lyons	LHP	Fr.	L/L	6-0	175	Yorktown, Va./Tabb
17	Ian Parmley	OF/LHP	Sr.	L/L	6-0	175	Maltby, Wash./Monroe (Bellevue)
19	Bryan Aanderud	INF	Jr.	R/R	5-10	195	Fullerton, Calif./La Habra (Cypress)
20	Danny Grauer	C/1B/RHP	So.	R/R	6-3	220	Chesapeake, Va./Hickory (Louisburg)
21	Patrick Eckelbarger	RHP	Sr.	R/R	6-2	200	Indian Shores, Fla./Seminole (St. Petersburg)
22	Tyler Cox	C/1B	Jr.	R/R	6-3	215	Seattle, Wash./Edmonds Woodway (Bellevue)
23	Tony McClendon	OF	Jr.	R/R	6-3	200	San Dimas, Calif./Damien (Fullerton)
24	Justin Sizemore	1B	Jr.	R/R	6-3	230	Newton, N.C./Maiden
25	John Niggli	RHP	Sr.	R/R	6-4	185	Tulare, Calif./Tulare Union (Sequoias)
26	Daniel Brown	RHP	So.	R/R	5-10	175	Raleigh, N.C./Broughton
30	Ashton Perritt	OF/RHP	Fr.	R/R	6-3	194	Whiteland, Ind./Whiteland Community
31	Matt Marsh	RHP	Jr.	R/R	6-4	190	Knoxville, Tenn./Clinton (Chipola)
33	Willi Martin	RHP	So.	R/R	6-4	200	Odessa, Fla./Jesuit
34	Kody Young	RHP	Jr.	L/R	6-5	215	Kennewick, Wash./Kamiakin (Columbia Basin)
35	Adam Parks	RHP	Fr.	R/R	6-3	190	Easton, Md./St Michaels
36	Kyle McKelvey	RHP	Fr.	R/R	5-11	194	St. Michaels, Md./St. Michaels
38	Tim Dudley	LHP	Jr.	S/L	6-0	215	Appomattox, Va./Appomattox County
55	Patrick Bankemper	RHP	Jr.	R/R	6-5	195	Stephens City, Va./Homeschooled (Potomac State)

**Head Coach:** 37 Jim Toman

**Assistant Coach:** 42 Garrett Quinn

**Assistant Coach:** 50 Jason Murray

**Assistant Coach:** 29 Dustin Umberger

**Student Assistant Coach:** 39 Matt Hagen

**Director of Baseball Operations:** Billy Daniels

**Alphabetical**

- 19 Bryan Aanderud
- 55 Patrick Bankemper
- 26 Daniel Brown
- 12 Alex Close
- 6 Shawn Clowers
- 9 Ryan Cordell
- 22 Tyler Cox
- 38 Tim Dudley
- 21 Patrick Eckelbarger
- 8 Blake Forslund
- 20 Danny Grauer
- 1 Zack Haley
- 14 Carson Herndon
- 11 Jacob Kemmerer
- 13 Trey Lambert
- 16 Jared Lyons
- 31 Matt Marsh
- 33 Willi Martin
- 23 Tony McClendon
- 36 Kyle McKelvey
- 25 John Niggli
- 35 Adam Parks
- 17 Ian Parmley
- 30 Ashton Perritt
- 3 Josh Richardson
- 7 Michael Robertson
- 2 Brooks Roy
- 24 Justin Sizemore
- 4 Andy Smith
- 5 Dalton Sype
- 10 Trey Wimmer
- 34 Kody Young

**Pronunciation Guide**

Aanderud .....	And-der-rude	Parmley .....	Parm-lee
Grauer .....	Gr-owh-er	Perritt .....	Purr-rhett
Haley .....	Hail-lee	Sype .....	rhythmnes like with hype
Kemmerer .....	Khem-mur-er	Toman .....	Tow-man
McKelvey .....	Mc-Kell-V		



**Breakdown by Position**

**Pitchers (23)**

- Patrick Bankemper (Jr.)
- Daniel Brown (So.)
- Alex Close (Fr.)
- Shawn Clowers (Fr.)
- Ryan Cordell (So.)
- Tim Dudley (Jr.)
- Patrick Eckelbarger (Sr.)
- Blake Forslund (Jr.)
- Danny Grauer (So.)
- Carson Herndon (Fr.)
- Jacob Kemmerer (Sr.)
- Trey Lambert (So.)
- Jared Lyons (Fr.)
- Matt Marsh (Jr.)
- Willi Martin (So.)
- Kyle McKelvey (Fr.)
- John Niggli (Sr.)
- Adam Parks (Fr.)
- Ian Parmley (Sr.)
- Ashton Perritt (Fr.)
- Josh Richardson (Jr.)
- Brooks Roy (Jr.)
- Kody Young (Jr.)

**Catchers (4)**

- Alex Close (Fr.)
- Tyler Cox (Jr.)
- Danny Grauer (So.)
- Trey Wimmer (Jr.)

**Outfielders (7)**

- Shawn Clowers (Fr.)
- Ryan Cordell (So.)
- Tony McClendon (Jr.)
- Ian Parmley (Sr.)
- Ashton Perritt (Fr.)
- Michael Robertson (Sr.)
- Andy Smith (Jr.)

**Infielders (10)**

- Bryan Aanderud (Jr.)
- Alex Close (Jr.)
- Ryan Cordell (So.)
- Danny Grauer (So.)
- Zack Haley (Sr.)
- Carson Herndon (Fr.)
- Josh Richardson (Jr.)
- Justin Sizemore (Jr.)
- Dalton Sype (Jr.)
- Trey Wimmer (Jr.)