



LIBERTY BASEBALL

2012 GAME NOTES

Statistical Leaders

Avg: Bryan Aanderud (.500)
2B: Michael Robertson (5)
HR: Four Players (1)
RBI: Tyler Cox (11)
SB: Michael Robertson (3)
ERA: Patrick Eckelbarger (0.00)
SO: Patrick Eckelbarger (10)
IP: Patrick Eckelbarger (12.0)
SV: Three Pitchers (1)

2012 Schedule/Results

Date	Opponent	Time/Result
2/17	RICHMOND ▲	W/12-0
2/18	TOWSON ▲	W/8-0
2/18	TOWSON ▲	W/12-3
2/19	THE CITADEL ▲	W/11-9
2/22	RADFORD	W/6-3
2/24	SIENA	W/6-2
2/25	SIENA	W/1-0
2/25	SIENA	L/7-9
2/26	SIENA	W/4-2
2/28	VIRGINIA	3 p.m.
2/29	JAMES MADISON	4 p.m.
3/2	COPPIN STATE	3 p.m.
3/3	COPPIN STATE	2 p.m.
3/4	COPPIN STATE	1 p.m.
3/6	OLD DOMINION	3 p.m.
3/9	ST. JOHN'S	3 p.m.
3/10	ST. JOHN'S	2 p.m.
3/11	ST. JOHN'S	1 p.m.
3/13	BRYANT	3 p.m.
3/14	JAMES MADISON	3 p.m.
3/16	PRESBYTERIAN *	3 p.m.
3/17	PRESBYTERIAN *	2 p.m.
3/18	PRESBYTERIAN *	1 p.m.
3/20	DUKE	6 p.m.
3/21	OLD DOMINION	3 p.m.
3/23	GARDNER-WEBB *	7 p.m.
3/24	GARDNER-WEBB *	7 p.m.
3/25	GARDNER-WEBB *	2 p.m.
3/27	VCU	6 p.m.
3/30	MARSHALL ●	7 p.m.
3/31	MARSHALL ●	3 p.m.
4/1	MARSHALL ●	1 p.m.
4/4	VCU	6 p.m.
4/6	CAMPBELL *	6 p.m.
4/7	CAMPBELL *	2 p.m.
4/10	JAMES MADISON	6 p.m.
4/13	WINTHROP *	6 p.m.
4/14	WINTHROP *	3 p.m.
4/15	WINTHROP *	1 p.m.
4/18	NORTH CAROLINA	6 p.m.
4/20	UNC ASHEVILLE *	3 p.m.
4/21	UNC ASHEVILLE *	2 p.m.
4/22	UNC ASHEVILLE *	1 p.m.
4/26	COASTAL CAROLINA *	7 p.m.
4/27	COASTAL CAROLINA *	7 p.m.
4/28	COASTAL CAROLINA *	2 p.m.
5/2	NORTH CAROLINA A&T	2 p.m.
5/11	HIGH POINT *	7 p.m.
5/12	HIGH POINT *	7 p.m.
5/13	HIGH POINT *	2 p.m.
5/15	VIRGINIA TECH	5:30 p.m.
5/17	RADFORD *	6:30 p.m.
5/18	RADFORD *	6:30 p.m.
5/19	RADFORD *	2 p.m.
5/22-26	Big South Baseball Championship - High Point, N.C.	
6/1-4	NCAA Regionals	

Home Games in Bold

▲ - The Citadel Challenge - Charleston, S.C.
 ● - at Beckley, W.Va.
 * - Big South Game
 (DH) - Doubleheader
 All Times Eastern Standard Time



LIBERTY FLAMES

Record: 8-1
Big South Record: 0-0
Head Coach: Jim Toman
Career Record: 153-91-1 (5)
Record at Liberty: Same

Game Information

Game 10-11
Virginia
 Feb. 28, 2012 - 3 p.m.
 Davenport Stadium (5,074)
 Charlottesville, Va.

James Madison
 Feb. 29, 2012 - 4 p.m.
 Eagle Field (1,200)
 Harrisonburg, Va.

Radio: Flames Sports Network
 90.9 FM (Lynchburg) - Tuesday
Audio: LibertyFlames.com
GameTracker: LibertyFlames.com



VIRGINIA CAVALIERS
Record: 5-1-1
Head Coach: Brian O'Connor

JAMES MADISON DUKES
Record: 2-5-1
Head Coach: Spanky McFarland

Probable Starting Pitchers

Tuesday - Liberty - LHP Tim Dudley vs. **Virginia -** RHP Artie Lewicki
Wednesday - Liberty - TBA vs. **James Madison -** TBA

Trending

Last Five Games: 4-1
Batting Avg: Zack Haley (7/13, .538)
Last 10 Games: N/A
Hit Streak: Michael Robertson - 9 Games (.378)

Quick Hits

- **SERIES WITH LIBERTY:** Virginia leads all-time series, 29-19-1, and is 19-7-1 against the Flames in Charlottesville. James Madison leads the all-time series, 35-25 and has won nine of its last 10 meetings with the Flames.
- Liberty has not beaten Virginia since a 9-7 win in 2002 in Lynchburg.
- James Madison has been the most frequently played non-conference opponent in Liberty baseball program history.
- Virginia is a member of the Atlantic Coast Conference (ACC). Liberty has recorded a 66-93 mark against the ACC's current membership since 1976.
- James Madison is a member of the Colonial Athletic Association (CAA). Liberty has compiled a 132-170 record against the CAA's current membership since 1976. The Flames have already faced Towson a member of the CAA this year.
- Liberty is 81-38 (.681) all-time in the month of February. The Flames are 25-9 under Jim Toman during the month.
- Liberty has opened each even year during head coach Jim Toman's tenure with at least five straight victories. Besides a 7-0 start to this season, the Flames posted a 9-0 beginning to 2010 and a 5-0 start to the 2008 season.
- Liberty turned four double plays in its 6-2 win over Siena, Friday. The four double plays were the most by the Flames in a game since March 12, 2010, when Liberty turned five double plays in a 9-1 victory over St. John's.
- Liberty opened the season with back-to-back shutouts. It is the first time in the program's 38-year history the Flames have opened a season with two shutouts.
- The Flames began the year by not allowing a run for 23 consecutive innings. It is the longest such streak in program history.
- Liberty was picked to finish second in the 2012 Big South Preseason Poll. The Flames have finished second in the conference standings in three of the last four seasons, including last year.

Possible Starters

Pos.	#	Player	B/T	AVG.	AB	R	H	2B	3B	HR	RBI	SB
C	10	Trey Wimmer	R/R	.273	33	6	9	2	0	1	5	0
1B	9	Ryan Cordell	R/R	.217	23	5	5	0	0	0	3	1
2B	19	Bryan Aanderud	R/R	.500	32	4	16	3	0	0	7	1
SS	1	Zack Haley	R/R	.414	29	8	12	2	0	0	5	2
3B	5	Dalton Sype	R/R	.231	26	2	6	0	1	0	5	1
LF	17	Ian Parmley	L/L	.368	38	10	14	4	1	0	1	2
CF	4	Andy Smith	L/L	.333	30	9	10	1	1	1	8	1
RF	7	Michael Robertson	R/R	.378	37	12	14	5	0	1	9	3
DH	22	Tyler Cox	R/R	.300	30	5	9	6	0	1	11	0

2012 Flames Baseball Game Notes
Liberty at Virginia, Feb. 28 - at James Madison, Feb. 29

Monday - 27	Tuesday - 28	Wednesday - 29	Thursday - 1	Friday - 3	Saturday - 4	Sunday - 5
OFF DAY	LIBERTY vs. VIRGINIA 3 p.m. Davenport Stadium Charlottesville, Va.	LIBERTY vs. JAMES MADISON 4 p.m. Eagle Stadium Harrisonburg, Va.	OFF DAY	COPPIN STATE vs. LIBERTY 3 p.m. Worthington Stadium Lynchburg, Va.	COPPIN STATE vs. LIBERTY 2 p.m. Worthington Stadium Lynchburg, Va.	COPPIN STATE vs. LIBERTY 1 p.m. Worthington Stadium Lynchburg, Va.

RESULTS

Date	Opponent	Score	Pitcher of Record	Save	Time	Overall	Big South
2/17	vs. Richmond ^	W, 12-0	John Niggli (1-0)		2:44	1-0	
2/18	vs. Towson ^	W, 8-0	Patrick Eckelbarger (1-0)		2:39	2-0	
2/18	vs. Towson ^	W, 12-3	Jacob Kemmerer (1-0)		2:38	3-0	
2/19	at The Citadel ^	W, 11-9	Brooks Roy (1-0)	Danny Grauer (1)	3:12	4-0	
2/22	RADFORD	W, 6-3	Kody Young (1-0)	Tim Dudley (1)	2:17	5-0	
2/24	SIENA	W, 6-2	John Niggli (2-0)	Jacob Kemmerer (1)	2:14	6-0	
2/25	SIENA (7 inn.)	W, 1-0	Patrick Eckelbarger (2-0)		1:28	7-0	
2/25	SIENA (7 inn.)	L, 7-9	Jared Lyons (0-1)		2:16	7-1	
2/26	SIENA	W, 4-2	Shawn Lyons (1-0)		2:34	8-1	

^ = The Citadel Challenge - Charleston, S.C.

* = Big South Conference Game

Liberty Under Jim Toman

YEAR	OVERALL	CONFERENCE
2008	35-26-1	14-7 (2nd)
2009	33-21	17-9 (3rd)
2010	42-19	19-8 (2nd)
2011	35-24	18-9 (2nd)
2012	8-1	-
TOTAL	153-91-1	68-33
	(.627)	(.673)

MILESTONE WINS

WIN	SCORE	DATE
1	Liberty 6, Notre Dame 2	2/22/08
50	Liberty 19, High Point 15	3/22/09
100	Liberty 10, Gardner-Webb 7	5/2/10
150	Liberty 6, Radford 3	2/22/12

Jim Toman

Jim Toman enters his fifth year at Liberty after posting the highest winning percentage (.617) of any head baseball coach in program history during his first four years in Lynchburg.

The Flames posted a school record for wins with a 42-19 campaign in 2010 and have won 35 or more games in three of his four seasons at the helm of program. Liberty has notched a 145-90-1 overall record during his four seasons on Liberty Mountain. The Flames have also posted a 68-33 Big South mark over the span. His .673 conference winning percentage is the best of any head coach in program history.

This past June, Toman saw seven players from his Flames squad selected during the 2011 Major League Baseball Draft, the most players chosen in a single draft in the 38-year history of the program. The number ties the 2007 and 2010 Coastal Carolina squads for the Big South Conference record for players picked in a single draft.

The impressive strides made by the program have not gone unnoticed. During November of 2010, Rivals.com cited Liberty as one of college baseball's top 10 rising programs.

Toman was named the sixth head coach in the history of the Liberty Baseball program in June 2007, after 11 seasons as the senior member of Ray Tanner's coaching staff at South Carolina. Toman worked a total of 18 years alongside Tanner, dating back to the 1990 season at N.C. State.

During his time at South Carolina, Toman served as recruiting coordinator and coached the catchers. Known as one of the top recruiters in college baseball, the 22-year college coaching veteran was named the 2002 Baseball America/American Baseball Coaches Association Assistant Coach of the Year. Before joining the Gamecock staff in 1996, Toman served under Tanner for seven years at N.C. State.

A native of Monroeville, Pa., Toman is married to the former Ashley McLaughlin of Florence, S.C., and lives in Forest, Va. They have three children - Caroline (14), Charlie Mac (11), and Tucker (8).

Tracking Liberty**Last Five Games:**

- Liberty has hit .321 as a team over its last five games.
- SS Zack Haley and 2B Bryan Aanderud both hit over .500 during the stretch
 - Haley (.538, 7/13) - three-hit game Sunday in 4-2 win over Siena
 - Aanderud (.533, 8/15) - two three-hit games during stretch - both against Siena
- RHP Patrick Eckelbarger recorded his first complete game and shutout in a 1-0 win over Siena, Saturday. He also struck out a career-high six batters in the seven-inning game.

First Nine Games:

- 2B Bryan Aanderud has hit .500 to open the year. He has already posted three three-hit games and has five multiple-hit games.
- RHP Patrick Eckelbarger has not allowed a run over 12 innings to start the year.
- LHP Shawn Clowers picked up his first collegiate win with five hitless, scoreless innings, Sunday.
- The Flames began the year by not allowing a run for 23 consecutive innings. It is the longest such streak in program history.
- Liberty opened the season with back-to-back shutouts. It is the first time in the program's 38-year history the Flames have opened a season with two shutouts.
- The back-to-back shutouts were the first by the Flames since March 1996. Liberty blanked Delaware St. twice at the North Florida Tournament by the identical score of 5-0.

Player Quick Hits

- OF **Michael Robertson** is the only Liberty player to have at least one hit in each game this season.
- Robertson had two or more hits in three of the four contests during last weekend's The Citadel Challenge. Robertson had three hits apiece in wins over Richmond and Towson.
- 2B **Bryan Aanderud** leads the Flames in hitting with a .500 batting average.
- Aanderud has recorded three three-hit games already this season.
- LHP **Shawn Clowers** posted his first collegiate win, Sunday. The freshman pitched five no-hit, scoreless innings, as Liberty defeated Siena, 4-2.
- LHP **Tim Dudley** recorded his first collegiate save with 2 2/3 innings of scoreless relief, last Wednesday in a 6-3 win over Radford.
- LHP **Jared Lyons** has made a team-high four appearances.
- RHP **John Niggli** was named the Big South Pitcher of the Week for the opening weekend of season, after his performance in a 12-0 win over Richmond on Feb. 17.
- Niggli pitched the first six innings of Liberty's 23 consecutive scoreless innings to begin 2012. He did not allow a base runner past first base until the seventh inning.
- RHP **Patrick Eckelbarger** recorded his first shutout and complete in a 1-0 win over Siena, Saturday. He allowed three hits in the seven-inning game.
- Eckelbarger has not allowed a run in his first two outings. The RHP has pitched 12 scoreless innings to begin the year.
- OF **Andy Smith** was 3-for-4 with his first home run of the year, last Wednesday. Smith has had a hit in each of Liberty's first seven games this season.
- Starter RHP **Kody Young** recorded his first victory in a Liberty uniform with three innings of work on a staff day, last Wednesday.
- OF/LHP **Ian Parmley** hit .500 as Liberty's leadoff hitter during The Citadel Challenge. He had 10 hits and scored eight runs.
- Parmley also made his Liberty debut on the mound, last Sunday. The outfielder did not pitch during his first season as a Flame in 2011. Sunday, he not only made his first appearance on the mound in a Liberty uniform, but got the start.
- Parmley tied a career-high with four hits, including two doubles and a triple in a 12-3 victory over Towson, last Saturday night. The OF has had at least two hits in each of his first four games this season.
- **Tyler Cox** had a big weekend at the plate in his debut in a Liberty uniform at The Citadel Challenge, Feb. 17-19. The DH hit .467 and had a team-high nine RBIs.
- Of Cox's seven hits, four were doubles and one was a home run for a .933 slugging pct.
- Cox leads Liberty with 11 RBI.
- **Trey Wimmer**, who started 93 career games at first base in 2009 and 2010, returned from injury sustained in 2011 this past weekend. Wimmer has started each of Liberty's nine games and has started at catcher, first base and third base already this season.
- **Zack Haley** hit .538 (7-for-13) in his last five games. The shortstop drove in four runs and scored three runs.
- Haley, who started 44 games at 2B in 2011, has started every game at shortstop for the Flames this season. He has not made an error.
- Haley posted his first three-hit game of the year in a 4-2 Liberty victory over Siena, Sunday.
- RHP **Jacob Kemmerer** recorded his first victory at Liberty in a 12-3 win over Towson, Feb. 18. It was Kemmerer's first start of the season and only the second of his Liberty career.
- In his next outing, Kemmerer earned his first save as a Flame with 3 1/3 innings of relief in a 6-2 win over Siena, Friday.
- 1B/OF **Ryan Cordell** Has been in Liberty's starting line-up as either the starting first base or left fielder six times in 2012
- RHP **Blake Forslund** was selected in the 17th round of the 2011 MLB Draft by the Boston Red Sox.
- Parmley, Robertson and Wimmer have been elected team captains for 2011 by their teammates.

Big South Conference

2011 Final Conference Standings

	W	L	Pct.
Coastal Carolina	20	7	.741
Liberty	18	9	.667
Charleston Southern	15	12	.556
Winthrop	15	12	.556
Gardner-Webb	14	13	.519
Radford	14	13	.519
VMI	14	13	.519
High Point	9	18	.333
Presbyterian	9	18	.333
UNC Asheville	7	20	.259

2012 Overall Records

	W	L	T	Pct
Liberty	8	1	0	.889
High Point	6	2	0	.750
UNC Asheville	6	2	0	.750
Gardner-Webb	5	2	0	.714
Campbell	4	2	0	.667
Coastal Carolina	3	3	0	.500
Charleston So.	4	4	0	.500
Radford	2	5	0	.286
VMI	1	5	0	.167
Presbyterian	0	7	0	.000
Winthrop	0	7	0	.000

Upcoming Schedule

Tuesday, Feb. 21

Radford at Liberty	3 p.m.
Longwood at VMI	3 p.m.
Campbell at Duke	3:15 p.m.
Charlotte at High Point	4 p.m.
Presbyterian at Furman	4 p.m.
UNC Ash. at UNC Greensboro	4 p.m.
Western Carolina at Winthrop	4 p.m.

Wednesday, Feb. 22

Savannah St. at Charleston So.	2 p.m.
VMI at Richmond	2:30 p.m.
Wofford at Gardner-Webb	3 p.m.
High Point at Wake Forest	4 p.m.



Series

* since 1976

vs. Virginia

Meeting: 50th
Last Meeting: Virginia won 5-2, 4/28/09 in Charlottesville, Va.
All-Time Series: Virginia leads, 29-19-1
Series in Lynchburg: Liberty leads 12-10
Series in Charlottesville: Virginia leads 19-7-1
Neutral Site: N/A
Liberty under Jim Toman: 0-1



- Liberty has not beaten Virginia since a 9-7 win in 2002 in Lynchburg.
- Liberty 0-8 against Virginia since last win over Cavaliers.

vs. James Madison

Meeting: 61st
Last Meeting: James Madison won 16-12, 4/6/11 in Lynchburg, Va.
All-Time Series: James Madions leads 35-25
Series in Lynchburg: 18-10
Series in Harrisonburg: 8-24
Neutral Site: N/A
Liberty under Jim Toman: 1-7

- James Madison has been the most frequently played non-conference opponent in Liberty baseball program history.
- James Madison has won nine of its last 10 meetings between the two teams. Liberty's lone victory during the stretch was a 12-7 win at Worthington Stadium on April 21, 2010
- The last time Liberty has won in Harrisonburg was a 9-4 victory on March 29, 2005.

Liberty Month-by-Month

* since 1976

2012	Under Toman	All-Time*
Feb: 8-1 (.889)	Feb.: 25-9 (.735)	Feb.: 81-38 (.681)
March:	March: 45-29 (.608)	March: 354-281-2 (.557)
April:	April: 43-31 (.581)	April: 354-293-1 (.546)
May:	May: 40-22-1 (.643)	May/June: 171-131-3 (.566)

- Liberty has gone unbeaten in the month of February twice during Toman's four years. The Flames posted a 5-0 mark during the coach's first season at the helm in 2008 and a 6-0 record in 2010.
- The Flames have recorded a .500 or better mark during February 20 out of 26 times since 1976.

At Their Best in the 'Burg

- For the past 33 years, the Lynchburg home of the Flames has been Worthington Stadium. The 2012 season will be the last for the facility.
- The stadium is named for program architect and the first Liberty head baseball coach, Al Worthington.

Liberty at Worthington in 2012: 4-1 (.800)
During Toman's Tenure: 73-34-1 (.681)
All-Time Record at Worthington: 545-247-6 (.687)

Stadium Milestones

First Game (Know as Liberty Field): March 13, 1979 - Kutztown 9, Liberty 6
Named Worthington Stadium: May 3, 1986 - Liberty 19, Maryland 3
First Night: March 28, 2008 - Coastal Carolina 5, Liberty 3 (11 inn.)

Big South Preseason Poll

1. Coastal Carolina (10)	120
2. Liberty (1)	98
3. Radford	97
4. Winthrop	76
5. Gardner-Webb	66
6. Charleston Southern	65
7. VMI	64
8. High Point	59
9. Campbell	31
10. Presbyterian College	30
11. UNC Asheville	20

- Liberty has been selected to finish second in the Big South Conference standings this season by the conference's head coaches in the league's annual preseason poll.
- Liberty received one first place vote and garnered 98 points, one more point than Radford, in being selected second.
- Five-time defending Big South champion Coastal Carolina was chosen to finish the year as the conference's top team. The Chanticleers received 10 first-place votes and 120 total points in the poll.

2012 Record

at Home	3-1
on Road	1-0
at a neutral site	3-0
<hr/>	
In Day Games.....	8-1
In Night Games.....	0-0
<hr/>	
Midweek Games.....	1-0
Weekend Games.....	7-1
<hr/>	
When LU Starter pitches 5+ inn.	5-0
When LU Starter pitches < 5 inn.	3-1
When LU Staff strikes out 10+	0-0
When LU Staff strikes out 12+	0-0
<hr/>	
vs. left-handed starter	5-0
vs. right-handed starter.....	3-1
<hr/>	
In one-run games	1-0
In two-run games	2-1
In five-plus run games.....	3-0
Extra innings	0-0
<hr/>	
After winning a game.....	6-1
After losing a game.....	1-0
<hr/>	
When LU has 10+ hits	7-0
When LU has 15+ hits	1-0
<hr/>	
Hit a home run.....	3-0
Do not hit a home run.....	5-1
Opponents do not hit a HR.....	7-1
<hr/>	
Wore red uniforms.....	1-0
Wore white pinstripe uniforms	0-0
Wore white uniforms.....	3-1
Wore blue uniforms	0-0
Wore grey uniforms.....	0-0
Wore blue BP tops.....	4-0
<hr/>	
Played on Tuesday.....	0-0
Played on Wednesday.....	1-0
Played on Thursday.....	0-0
Played on Friday.....	2-0
Played on Saturday	3-1
Played on Sunday	2-0
<hr/>	
Series Openers.....	1-0
Middle Games	1-1
Series Finales.....	1-0
<hr/>	
In Virginia.....	4-1
In North Carolina	0-0
In South Carolina.....	4-0

Liberty Versus the Big South

• Liberty, a 21-year member of the Big South Conference, has compiled a 302-188 (.616) record against the Big South Conference's current membership since 1976.

Liberty All-Time Against the Big South

Campbell	13-14
Charleston Southern.....	43-21
Coastal Carolina.....	28-50
Gardner-Webb.....	8-3
High Point	38-22
Presbyterian	9-0
Radford	50-28
UNC Asheville.....	41-23
VMI	34-11
Winthrop	38-38
Total	302-188



Liberty Versus the ACC, CAA

• Virginia is a member of the Atlantic Coast Conference (ACC). Liberty has recorded a 66-93 mark against the ACC's current membership since 1976.

Liberty All-Time Against the ACC


Boston College	0-0
Clemson	3-2
Duke	4-4
Florida State	0-2
Georgia Tech	1-4
Maryland	7-4
Miami, Fla.	0-1
North Carolina	0-14
N.C. State	3-6
Virginia.....	19-29-1
Virginia Tech	23-35
Wake Forest	6-20
Total	66-93



• James Madison is a member of the Colonial Athletic Association (CAA). Liberty has compiled a record against the CAA's current membership since 1976. The Flames have already faced Towson a member of the CAA this year.

Liberty All-Time Against the CAA

Delaware	0-2
George Mason.....	24-32
Georgia State	0-0
Hofstra.....	2-1
James Madison	25-35
UNC Wilmington.....	7-3
Northeastern.....	1-0
Old Dominion.....	18-34
Towson	10-10
VCU	23-28
William & Mary.....	22-25
Total	132-170



With Ducks on the Pond

- Liberty enters Tuesday's game, hitting .330 with runners in scoring position.
- Tyler Cox, Liberty's RBI leader, paces the Flames with a .583 batting average with runners in scoring position.
- The Flames have hit .281 with runners in scoring position and two outs, so far in 2012.

W/Runners in Scoring Position

	Avg.	AB	Hits	RBIs
Tyler Cox	.583	12	7	9
Michael Robertson	.500	14	7	9
Danny Grauer	.500	4	2	4
Bryan Aanderud	.385	10	4	7
Zack Haley	.385	13	5	4
Andy Smith	.385	13	5	8
Team	.330	115	38	54

W/Runners in Scoring Position & 2 Outs

	Avg.	AB	Hits	RBIs
Danny Grauer	1.000	1	1	1
Alex Close	.500	2	1	1
Michael Robertson	.500	6	3	4
Dalton Sype	.400	5	2	4
Andy Smith	.333	6	2	3
Zack Haley	.250	8	2	2
Team	.240	50	12	16

**2011 NCAA Rankings
(as of 6/28)**

Team (288 Ranked)

Category	Rank	Actual
Batting Average	132	0.284
Scoring	153	5.5
Runs	120	324.0
Hits	84	567.0
Doubles Per Game	122	1.8
Doubles	87	106.0
Triples Per Game	121	0.24
Triples	100	14.0
Home Runs Per Game	55	0.69
Home Runs	45	41.0
Slugging Percentage	83	0.412
Stolen Bases Per Game	8	2.02
Stolen Bases	8	119.0
Base on Balls	248	154.0
Sacrifice Bunts	137	40.0
Hit by Pitch	127	56.0
Sacrifice Flies	65	27.0
Earned Run Average	83	4.05
Strikeouts Per Nine Innings	188	6.3
Hits Allowed Per Nine Innings	85	9.1
Walks Allowed Per Nine Innings	9	2.5
Fielding Percentage	196	0.968
Double Plays Per Game	90	0.86
Double Plays	78	51.0
WL Pct	76	0.593

Individual – Top 100

Stolen Bases Per Game

Ian Parmley 34 0.49

Stolen Bases

Ian Parmley 32 27.0

Hit By Pitch Per Game

Zack Haley 41 0.31

Hit By Pitch

Zack Haley 57 15.0

Sacrifice Bunts Per Game

Zack Haley 99 0.21

Sacrifice Flies

Tyler Bream 5 9.0

ERA

Keegan Linza 41 2.08

Victories

Keegan Linza 14 11.0

Hits Allowed Per Nine Innings

Steven Evans 46 6.73

Walks Allowed Per Nine Innings

Garett Baker 18 1.08

John Niggli 75 1.69

Complete Games

Keegan Linza 17 5.0

Steven Evans 80 3.0

Games Started

Steven Evans 93 15.0

Keegan Linza 93 15.0

Strong Starts in Even Years During Toman's Tenure

- Liberty has opened each even year during head coach Jim Toman's tenure with at least five straight victories.
- 2012 was no different with seven-straight wins to start the year.
- The Flames started the season 5-0 in 2008, 9-0 in 2010 and 7-0 in 2012.
- Liberty's 9-0 start in 2010 tied the 1995 Flames team for the best start to any season in program history.

Season Starts Under Toman

Year	First 9	Started Year
2012	8-1	7-0
2011	3-6	0-3
2010	9-0	9-0
2009	6-3	1-4
2008	6-3	5-0

Doubling Them Up

- Liberty turned four double plays in its 6-2 win over Siena, Friday. The four double plays were the most by the Flames in a game since since March 12, 2010.
- Liberty also hit five doubles in the game. 2B Bryan Aanderud, who had a role in each of the Flames' double plays, also hit two of the doubles. He was 3-for-4 in the contest.
- Liberty turned five double plays on March 12, 2010 at Worthington Stadium in a 9-1 victory over St. John's.
- St. John's will visit Worthington Stadium this season. The Red Storm will come to Lynchburg on March 10-13 for a three-game series with the Flames.

New Pitching Marks Set During First Weekend

- Liberty opened the season with back-to-back shutouts, Feb. 17 and 18. It is the first time in the program's 38-year history the Flames have opened a season with two shutouts.
- Liberty defeated Richmond, 12-0, and Towson, 8-0.
- The back-to-back shutouts were the first by the Flames since March 1996. Liberty blanked Delaware St. twice at the North Florida Tournament by the identical score of 5-0.
- The Flames began the year by not allowing a run for 23 consecutive innings. It is the longest such streak in program history.

Niggli Named Big South Pitcher of the Week

- Right-hander John Niggli has been named the Big South Pitcher of the Week for games played the opening weekend of the 2012 season, Feb. 17-19.
- Niggli set the tone for the weekend for the Flames' hurlers, opening Liberty's season by shutting down the Richmond Spiders, 12-0, on Feb. 17.
- The right-hander pitched the first six innings of Liberty's 23 consecutive scoreless innings to begin 2012 and held the Spiders to a .174 batting average. He did not allow a base runner past first base until the seventh inning.
- The senior pitched six-plus innings, scattering four hits during his first outing of 2012. He struck out four batters and walked two.

Toman Reaches 150th Career Win

- With Liberty's 6-3 victory over Radford last Wednesday, head coach Jim Toman reached 150 victories for his career. Toman has posted a 150-90-1 record, as head coach of the Flames.
- Toman led the Flames to the best mark and winning percentage of any head coach during his first four years at Liberty (145-90-1, .617)
- The Flames finished 2011 with a 35-24 mark, the third time they have won 35 or more games under Toman.
- In 2010, Liberty posted a school-record 42-19 mark, eclipsing the previous school standard of 40 set by the 1983 Liberty team. The 2010 season was the second time in the program's history a team posted 40 or more wins in a year.

MLB Draft Picks Dot Roster

- Three players on Liberty's 2011 roster have been selected in previous Major League Baseball Drafts.
- Outfielder Tony McClendon has been selected in two MLB Drafts.

Tony McClendon	2008 MLB Draft	Houston Astros	40th Round
Michael Robertson	2009 MLB Draft	Cincinnati Reds	40th Round
Tony McClendon	2010 MLB Draft	Oakland A's	47th Round
Blake Forslund	2011 MLB Draft	Boston Red Sox	17th Round

2012 LIBERTY BASEBALL
Overall Statistics for Liberty (as of Feb 27, 2012)
(All games Sorted by Batting avg)

Record: 8-1 Home: 4-1 Away: 1-0 Neutral: 3-0 Big South: 0-0

Player	avg	gp-gs	ab	r	h	2b	3b	hr	rbi	tb	slg%	bb	hp	so	gdp	ob%	sf	sh	sb-att	po	a	e	fld%
19 AANDERUD, Bryan	.500	9-9	32	4	16	3	0	0	7	19	.594	3	0	1	0	.528	1	1	1-1	23	23	0	1.000
1 HALEY, Zack	.414	9-9	29	8	12	2	0	0	5	14	.483	3	2	4	1	.500	0	0	2-3	8	29	0	1.000
7 ROBERTSON, Michael	.378	9-9	37	12	14	5	0	1	9	22	.595	1	3	6	1	.439	0	0	3-3	17	0	0	1.000
17 PARMLEY, Ian	.368	9-9	38	10	14	4	1	0	1	20	.526	2	0	4	0	.390	1	1	2-3	16	0	0	1.000
4 SMITH, Andy	.333	9-9	30	9	10	1	1	1	8	16	.533	4	4	8	0	.450	2	1	1-2	23	1	0	1.000
22 COX, Tyler	.300	9-9	30	5	9	6	0	1	11	18	.600	3	4	8	1	.421	1	0	0-0	4	1	0	1.000
10 WIMMER, Trey	.273	9-9	33	6	9	2	0	1	5	14	.424	0	0	1	1	.265	1	2	0-0	49	3	3	.945
5 SYPE, Dalton	.231	9-7	26	2	6	0	1	0	5	8	.308	1	3	6	1	.333	0	2	1-2	6	20	1	.963
9 CORDELL, Ryan	.217	8-6	23	5	5	0	0	0	3	5	.217	1	2	2	0	.308	0	1	1-2	50	1	0	1.000

24 Sizemore, Justin	.667	5-1	3	0	2	2	0	0	0	4	1.333	0	0	1	0	.667	0	0	0-0	9	0	0	1.000
12 CLOVER, Alex	.400	4-2	10	2	4	0	0	0	1	4	.400	0	0	1	1	.400	0	0	0-0	16	0	0	1.000
20 GRAUER, Danny	.400	2-2	5	2	2	0	0	0	4	2	.400	0	0	0	1	.333	1	0	0-0	5	1	0	1.000
3 RICHARDSON, Josh	.000	3-0	3	0	0	0	0	0	0	0	.000	0	0	1	0	.000	0	0	0-0	0	2	0	1.000
23 MCCLENDON, Tony	.000	5-0	1	2	0	0	0	0	0	0	.000	0	0	0	0	.000	0	0	0-0	0	0	0	.000
30 PERRITT, Ashton	.000	4-0	0	0	0	0	0	0	0	0	.000	0	0	0	0	.000	0	0	1-1	1	0	0	1.000
Totals	.343	9	300	67	103	25	3	4	59	146	.487	18	18	43	7	.405	7	8	12-17	231	88	4	.988
Opponents	.247	9	283	28	70	6	2	1	26	83	.293	31	6	48	9	.332	2	5	4-5	216	102	19	.944

LOB - Team (68), Opp (68). DPs turned - Team (10), Opp (8). IBB - Team (1), PARMLEY, I. 1, Opp (2). Picked off - HALEY, Z. 1, SMITH, A. 1.

(All games Sorted by Earned run avg)

Player	era	w-l	app	gs	cg	sho	sv	ip	h	r	er	bb	so	2b	3b	hr	b/avg	wp	hp	bk	sfa	sha
21 ECKELBARGER, Patrick	0.00	2-0	2	2	1	1/1	0	12.0	7	0	0	3	10	0	0	0	.171	0	1	0	0	1
25 NIGGLI, John	0.77	2-0	2	2	0	0/1	0	11.2	14	1	1	2	6	2	0	0	.304	0	0	0	0	0

6 CLOWERS, Shawn	0.00	1-0	2	0	0	0/0	0	6.0	0	0	0	2	3	0	0	0	.000	0	0	0	0	0
38 DUDLEY, TIM	0.00	0-0	3	0	0	0/1	1	5.1	3	0	0	0	2	0	0	0	.167	0	0	0	1	0
8 FORSLUND, Blake	0.00	0-0	3	0	0	0/1	0	2.1	1	0	0	2	1	0	0	0	.143	1	0	0	0	0
20 GRAUER, Danny	0.00	0-0	1	0	0	0/0	1	1.0	0	0	0	1	0	0	0	0	.000	0	0	0	0	0
33 MARTIN, Willi	0.00	0-0	1	0	0	0/1	0	1.0	1	0	0	1	1	0	0	0	.250	0	0	0	0	0
2 ROY, Brooks	0.00	1-0	1	0	0	0/0	0	1.0	1	0	0	0	0	0	0	0	.333	0	0	0	0	0
14 HERNDON, Carson	0.00	0-0	1	0	0	0/1	0	0.1	1	0	0	2	0	1	0	0	.500	0	0	0	0	0
16 LYONS, Jared	2.84	0-1	4	0	0	0/1	0	6.1	5	3	2	2	3	1	0	0	.238	0	0	0	0	1
34 YOUNG, Kody	3.18	1-0	3	1	0	0/1	0	5.2	5	3	2	3	3	1	0	0	.227	0	0	0	0	1
13 LAMBERT, Trey	3.60	0-0	2	1	0	0/0	0	5.0	2	2	2	2	3	0	1	0	.133	0	1	0	1	1
11 KEMMERER, Jacob	4.15	1-0	2	1	0	0/0	1	8.2	8	4	4	3	7	1	0	0	.242	0	0	0	0	0
26 BROWN, Daniel	5.40	0-0	2	0	0	0/0	0	1.2	2	1	1	1	1	0	0	0	.286	0	1	0	0	0
55 BANKEMPER, Patrick	11.57	0-0	3	0	0	0/0	0	2.1	6	3	3	3	5	0	0	0	.462	1	2	0	0	0
17 PARMLEY, Ian	12.46	0-0	1	1	0	0/0	0	4.1	8	6	6	1	2	0	0	1	.444	0	0	0	0	1
12 CLOSE, Alex	19.29	0-0	2	1	0	0/1	0	2.1	6	5	5	3	1	0	1	0	.462	0	1	0	0	0
Totals	3.04	8-1	9	9	1	3/2	3	77.0	70	28	26	31	48	6	2	1	.247	2	6	0	2	5
Opponents	6.62	1-8	9	9	1	0/0	1	72.0	103	67	53	18	43	25	3	4	.343	8	18	4	7	8

PB - Team (1), WIMMER, T. 1, Opp (2). Pickoffs - Team (0), Opp (2). SBA/ATT - WIMMER, T. (4-4), BROWN, D. (2-2), PARMLEY, I. (0-1), COX, T. (0-1), LYONS, J. (1-1), ECKELBARGER (1-1).

PLAYER GAME-BY-GAME BATTING

AB-R-H-RBI

Opponent	Date	#19 AANDERU	#12 CLOSE,A	#9 CORDELL	#22 COX,T	#20 GRAUER,D	#1 HALEY,Z	#23 MCLEND	#17 PARMLEY,I	#30 PERRITT,A	#3 RICHARDS	#7 ROBERTS	#24 SIZEMORE	#4 SMITH,A	#5 SYPE,D	#10 WIMMER,T
Richmond	02-17-12	5-0-3-1	4-0-0-0	4-0-2-2	4-1-1-3	4-2-2-0	Def	4-2-2-0	0-0-0-0	1-0-0-0	4-3-3-3	1-0-0-0	2-3-1-1	1-0-0-0	5-1-0-0
Towson	02-18-12	5-0-2-1	1-0-0-0	5-0-1-0	4-0-2-1	1-1-1-1	4-1-1-0	1-0-0-0	5-2-2-0	Def	1-0-0-0	5-1-3-3	Def	5-1-1-1	3-1-1-0	5-1-2-0
Towson	02-18-12	3-1-2-1	4-0-1-0	0-1-0-0	4-2-3-5	4-1-0-0	Def	5-3-4-0	Def	1-0-0-0	4-3-1-2	1-0-1-0	4-1-1-1	5-0-1-1	5-0-0-0
The Citadel	02-19-12	4-1-1-1	1-1-1-1	3-2-1-1	3-0-0-1	4-1-2-1	0-1-0-0	6-1-2-0	3-1-2-0	Def	4-1-1-1	4-1-2-3	4-1-2-2
Radford	02-22-12	4-0-1-0	2-0-0-0	3-1-0-0	3-1-1-1	3-0-0-0	4-1-1-0	4-2-3-2	3-0-1-0	2-1-1-1
Siena	02-24-12	4-1-3-2	4-1-2-0	2-1-0-0	3-0-1-1	5-1-2-0	5-1-1-0	2-1-1-1	2-0-0-0	4-0-1-1
Siena	02-25-12	2-0-0-0	1-0-0-0	3-0-1-1	2-0-1-0	2-0-0-0	3-1-1-0	1-0-1-0	3-0-1-0	2-0-0-0	2-0-0-0
Siena	02-25-12	3-1-3-1	4-0-2-2	4-1-1-1	2-2-1-0	0-1-0-0	4-1-2-0	Def	4-1-1-1	2-0-0-1	3-0-0-0	2-0-1-1
Siena	02-26-12	2-0-1-0	4-2-1-0	3-0-0-0	3-0-3-2	4-0-0-1	5-0-1-0	4-0-1-0	3-0-1-1	4-2-2-0

MISCELLANEOUS STATS

Multiple Hit Games	2	3	4	5+	Total
17 PARMLEY, Ian	5	-	1	-	6
19 AANDERUD, Bryan	2	3	-	-	5
7 ROBERTSON, Micha	1	2	-	-	3
22 COX, Tyler	2	1	-	-	3
10 WIMMER, Trey	3	-	-	-	3
1 HALEY, Zack	2	1	-	-	3
5 SYPE, Dalton	1	-	-	-	1
12 CLOSE, Alex	1	-	-	-	1
9 CORDELL, Ryan	1	-	-	-	1
4 SMITH, Andy	-	1	-	-	1
TEAM	18	8	1	0	27

Multiple RBI Games	2	3	4	5+	Total
7 ROBERTSON, Micha	1	2	-	-	3
22 COX, Tyler	1	-	-	1	2
19 AANDERUD, Bryan	1	-	-	-	1
5 SYPE, Dalton	-	1	-	-	1
1 HALEY, Zack	1	-	-	-	1
10 WIMMER, Trey	1	-	-	-	1
4 SMITH, Andy	1	-	-	-	1
20 GRAUER, Danny	-	1	-	-	1
9 CORDELL, Ryan	1	-	-	-	1
TEAM	7	4	0	1	12

Hitting Streaks	Longest	Current
7 ROBERTSON, Micha	9	9
4 SMITH, Andy	7	1
1 HALEY, Zack	6	6
19 AANDERUD, Bryan	6	2
5 SYPE, Dalton	4	1
17 PARMLEY, Ian	4	-
22 COX, Tyler	3	-
12 CLOSE, Alex	3	3
10 WIMMER, Trey	3	2
9 CORDELL, Ryan	2	2
24 SIZEMORE, Justin	2	2
20 GRAUER, Danny	2	2

Reached Base Streaks	Longest	Current
7 ROBERTSON, Micha	9	9
1 HALEY, Zack	9	9
4 SMITH, Andy	9	9
22 COX, Tyler	9	9
19 AANDERUD, Bryan	6	2
5 SYPE, Dalton	5	2
17 PARMLEY, Ian	4	-
10 WIMMER, Trey	3	2
12 CLOSE, Alex	3	3
9 CORDELL, Ryan	3	2
24 SIZEMORE, Justin	2	2
20 GRAUER, Danny	2	2

2012 LIBERTY BASEBALL
Games Summary for Liberty (as of Feb 27, 2012)
(All games)

Score by innings	1	2	3	4	5	6	7	8	9	Total
Liberty	13	6	6	7	2	7	10	9	7	67
Opponents	1	5	5	1	6	5	4	0	1	28

Record when ...

Overall	8-1	After 6 leading	6-0
Conference	0-0 trailing	1-1
Non-Conference	8-1 tied	1-0
Home games	4-1	After 7 leading	6-0
Away games	1-0 trailing	1-0
Neutral site	3-0 tied	0-0
Day games	8-1	After 8 leading	6-0
Night games	0-0 trailing	1-0
vs Left starter	5-0 tied	0-0
vs Right starter	3-1		
1-Run games	1-0	Hit 0 home runs	5-1
2-Run games	2-1	... 1 home run	2-0
5+Run games	3-0	... 2+ home runs	1-0
Extra innings	0-0		
Shutouts	3-0	Opponent 0 home runs	7-1
	 1 home run	1-0
Scoring 0-2 runs	1-0 2+ HRs	0-0
..... 3-5 runs	1-0		
..... 6-9 runs	3-1	Made 0 errors	5-0
..... 10+ runs	3-0	... 1 error	3-1
		... 2+ errors	0-0
Opponent 0-2 runs	5-0		
..... 3-5 runs	2-0	Opp. made 0 errors	2-0
..... 6-9 runs	1-1 1 error	1-0
..... 10+ runs	0-0 2+ errors	5-1
Scored in 1st inning	4-1	Out-hit opponent	6-0
Opp. scored in 1st	0-1	Out-hit by opponent	2-0
Scores first	6-0	Hits are tied	0-1
Opp. scores first	2-1		

Record when team scores:

Runs	0	1	2	3	4	5	6	7	8	9	10+
W-L	0-0	1-0	0-0	0-0	1-0	0-0	2-0	0-1	1-0	0-0	3-0

Record when opponent scores:

Runs	0	1	2	3	4	5	6	7	8	9	10+
W-L	3-0	0-0	2-0	2-0	0-0	0-0	0-0	0-0	0-0	1-1	0-0

Record when leading after:

Inn.	1	2	3	4	5	6	7	8
W-L	4-1	4-0	5-0	7-0	6-0	6-0	6-0	6-0

Record when trailing after:

Inn.	1	2	3	4	5	6	7	8
W-L	0-0	0-1	1-0	1-1	2-1	1-1	1-0	1-0

Record when tied after:

Inn.	1	2	3	4	5	6	7	8
W-L	4-0	4-0	2-1	0-0	0-0	1-0	0-0	0-0

Current winning streak: 1
 Longest winning streak: 7
 Longest losing streak: 1

Home attendance : 1079 (4 dates avg = 269)
 Away attendance : 1517 (4 dates avg = 379)
 Total attendance: 2596 (8 dates avg = 324)

STARTERS BY POSITION

Date	OPP	C	1B	2B	3B	SS	LF	CF	RF	DH
2/17	Richmond	Grauer	Cordell	Aanderud	Wimmer	Haley	Parmley	Smith	Robertson	Cox
2/18	Towson	Grauer	Cordell	Aanderud	Wimmer	Haley	Parmley	Smith	Robertson	Cox
2/18	Towson	Wimmer	Close	Aanderud	Sype	Haley	Parmley	Smith	Robertson	Cox
2/19	The Citadel	Cox	Wimmer	Aanderud	Sype	Haley	Cordell	Smith	Robertson	Parmley
2/22	RADFORD	Wimmer	Cordell	Aanderud	Sype	Haley	Parmley	Smith	Robertson	Cox
2/24	SIENA	Wimmer	Close	Aanderud	Sype	Haley	Parmley	Smith	Robertson	Cox
2/25	SIENA	Wimmer	Sizemore	Aanderud	Sype	Haley	Parmley	Smith	Robertson	Cox
2/25	SIENA	Wimmer	Cordell	Aanderud	Sype	Haley	Parmley	Smith	Robertson	Cox
2/26	SIENA	Wimmer	Cordell	Aanderud	Sype	Haley	Parmley	Smith	Robertson	Cox

STARTERS BY BATTING ORDER

Date	OPP	1	2	3	4	5	6	7	8	9
2/16	Richmond	Parmley	Smith	Robertson	Grauer	Cox	Aanderud	Cordell	Wimmer	Haley
2/17	Towson	Parmley	Smith	Robertson	Grauer	Cox	Aanderud	Cordell	Wimmer	Haley
2/17	Towson	Parmley	Smith	Robertson	Cox	Aanderud	Close	Wimmer	Sype	Haley
2/18	The Citadel	Parmley	Smith	Robertson	Cox	Aanderud	Cordell	Wimmer	Sype	Haley
2/16	RADFORD	Parmley	Smith	Robertson	Cox	Aanderud	Cordell	Wimmer	Sype	Haley
2/24	SIENA	Parmley	Smith	Robertson	Cox	Aanderud	Wimmer	Close	Sype	Haley
2/25	SIENA	Parmley	Smith	Robertson	Cox	Aanderud	Wimmer	Sizemore	Sype	Haley
2/26	SIENA	Parmley	Smith	Robertson	Cox	Aanderud	Wimmer	Cordell	Sype	Haley

PITCHERS' TALLY -**LIBERTY RECORD BY STARTING PITCHER**

PITCHER	RECORD	PCT.
Patrick Eckelbarger	2-0	1.000
John Niggli	2-0	1.000
Jacob Kemmerer	1-0	1.000
Trey Lambert	1-0	1.000
Ian Parmley	1-0	1.000
Kody Young	1-0	1.000
Alex Close	0-1	.000

STARTERS' RUN SUPPORT

PITCHER	STARTS	AVG.
Alex Close	1	7.0
High: 7 vs. Siena (2/25)		
Low:		
Patrick Eckelbarger	2	7.5
High: 12 vs. Towson (2/18)		
Low: 1 vs. Siena (2/25)		
Jacob Kemmerer	1	12.0
High: 12 vs. Towson (2/18)		
Low:		
Trey Lambert	1	4.0
High: 4 vs. Siena (2/26)		
Low:		
John Niggli	2	9.0
High: 12 vs. Richmond (2/17)		
Low:		
Ian Parmley	1	11.0
High: 11 at. The Citadel (2/19)		
Low:		
Kody Young	1	6.0
High: 6 Radford (2/22)		

BIG INNINGS FOUR-PLUS RUNS**LIBERTY**

DATE	OPP	INN.	RUNS	RESULT
2/17	vs. Richmond	1	4	W, 12-0
2/17	vs. Richmond	8	4	W, 12-0
2/19	at The Citadel	9	7	W, 11-9

OPPONENT

DATE	OPP	INN.	RUNS	RESULT
2/19	at The Citadel	5	6	W, 11-9
2/25	SIENA	2	4	L, 7-9

PLAYER NOTES

#1 ZACK HALEY

INF

SEASON: .414
BIG SOUTH:

LAST 5: .538
LAST 10:

- Has started all every game at shortstop this season after starting 44 games at second base in 2011
- Hit .538 (7/13) with four RBIs over his last five games
- Had his first three-hit game of the year, Sunday.

CAREER STATISTICS

Year	Avg.	GP-GS	AB	R	H	2B	3B	HR	RBI	SLG%	BB	SO	OB%	SB-A
2011	.284	48-48	148	28	42	10	1	2	19	.405	8	33	.376	9-12
2012	.414	9-9	29	8	12	2	0	0	5	.483	3	4	.500	2-3
TOT	.305	57-57	177	36	54	12	1	2	24	.418	11	37	.396	11-15

SEASON HIGHS

HITS: 3, Siena, 2/26
RUNS: 2, two times
RBI: 2, Siena, 2/26
HIT STREAK: 6 games, 2/19-26

CAREER HIGHS:

HITS: 3, four times
RUNS: 2, six times
RBI: 3, Charleston Southern, 03/19/11
HIT STREAK: 9 games, 4/9-4/23/11

#3 JOSH RICHARDSON

INF/RHP

SEASON: .000
BIG SOUTH:

LAST 5: .000
LAST 10:

- After pitching exclusively in 2011, in competition to start at shortstop
- Played 15 games, with 10 starts at shortstop as a freshman in 2010

CAREER STATISTICS

Year	Avg.	GP-GS	AB	R	H	2B	3B	HR	RBI	SLG%	BB	SO	OB%	SB-A
2010	.205	15-10	39	11	8	2	0	2	7	.410	9	7	.333	1-1
2012	.000	3-0	3	0	0	0	0	0	0	.000	0	1	.000	0-0
TOT	.190	18-10	42	11	8	2	0	2	7	.381	9	8	.315	1-1

SEASON HIGHS

HITS: N/A
RUNS: N/A
RBI: N/A
HIT STREAK: 0

CAREER HIGHS:

HITS: 2, at High Point, 3/20/09
RUNS: 1, three times
RBI: 2, at High Point, 3/20/09
HIT STREAK: 6 games, 2/28-3/12/10

#4 ANDY SMITH

OF

SEASON: .333
BIG SOUTH:

LAST 5: .400
LAST 10:

- Had a hit in each of Liberty first seven games of the year.
- Hit his first homerun of the year and made an outstanding catch in the field in last Wednesday's 6-3 win over Radford.
- Transfer from Bellevue College, where he earned first team All-NWAACC North Region and academic honors

CAREER STATISTICS

Year	Avg.	GP-GS	AB	R	H	2B	3B	HR	RBI	SLG%	BB	SO	OB%	SB-A
2012	.333	9-9	30	9	10	1	1	1	8	.533	4	8	.450	1-2

SEASON/CAREER HIGHS

HITS: 3, vs. Radford 2/22
RUNS: 3, vs. Richmond 2/17
RBI: 2, vs. Radford 2/22
HIT STREAK: 5 games, 2/17-22

#5 DALTON SYPE

INF

SEASON: .231
BIG SOUTH:

LAST 5: .154
LAST 10:

- Had the big blow, a bases-loaded triple, in Liberty's seven-run ninth inning to erase a 9-5 deficit in an 11-9 win over The Citadel (2/19).
- Played in 10 games, with seven starts in 2011, before receiving a medical redshirt

CAREER STATISTICS

Year	Avg.	GP-GS	AB	R	H	2B	3B	HR	RBI	SLG%	BB	SO	OB%	SB-A
2011	.276	10-7	29	3	8	0	0	0	6	.276	1	3	.290	1-2
2012	.231	9-7	26	2	6	0	1	0	5	.308	1	6	.333	1-2
TOT	.255	19-14	55	5	14	0	1	0	11	.291	2	9	.311	2-4

SEASON HIGHS

HITS: 2, at The Citadel, 2/19
RUNS: 1, two times
RBI: 3, at The Citadel, 2/19
HIT STREAK: 4 games, 2/18-22

CAREER HIGHS:

HITS: 3, Binghamton, 3/4/11
RUNS: 2, Mercer, 2/20/11
RBI: 3, at The Citadel, 2/19
HIT STREAK: 4 games, 2/18-22

#7 MICHAEL ROBERTSON

OF

SEASON: .378
BIG SOUTH:

LAST 5: .238
LAST 10:

- Only Liberty player to have at least one hit in each game this season.
- Had two or more hits in three of Liberty's four games at The Citadel Challenge (2/17-19)
- Opened the year with back-to-back three hit games against Richmond (2/17) and Towson (2/18)
- Has been an outfield starter since joining the Flames in 2009
- Liberty team captain
- Last Liberty hitter to have five hits in a game, going 5-fo-5 against UNC Asheville on 5/7/11

CAREER STATISTICS

Year	Avg.	GP-GS	AB	R	H	2B	3B	HR	RBI	SLG%	BB	SO	OB%	SB-A
2010	.337	54-53	178	39	60	13	4	4	43	.522	12	16	.429	4-7
2011	.316	58-58	215	39	68	12	2	2	35	.419	14	11	.383	18-22
2012	.378	9-9	37	12	14	5	0	1	9	.595	1	6	.439	3-3
TOT	.330	121-120	430	90	142	30	6	7	87	.477	27	73	.407	25-32

SEASON HIGHS

HITS: 3, two times
RUNS: 3, two times
RBI: 3, two times
HIT STREAK: 9 games, 2/17-26

CAREER HIGHS:

HITS: 5, UNC Asheville, 5/7/11
RUNS: 3, 7 times
RBI: 4, two times
HIT STREAK: 10 games, 3/4-3/18/11

PLAYER NOTES

#9 RYAN CORDELL

SEASON: .217

BIG SOUTH:

- Has been in Liberty's starting line-up as either the starting first base or left fielder six times in 2012
- Played in 24 games in 2011 - 12 in the outfield and seven as the designated hitter and five appearances as a pitcher
- Made first collegiate start against James Madison on 4/6/11
- Made nine starts in the outfield in 2011
- Hit his first two collegiate home runs at South Carolina on 4/26/11

CAREER STATISTICS

Year	Avg.	GP-GS	AB	R	H	2B	3B	HR	RBI	SLG%	BB	SO	OB%	SB-A
2011	.255	19-15	55	9	14	2	0	2	6	.400	2	15	.300	2-2
2012	.217	8-6	23	5	5	0	0	0	3	.217	1	2	.308	1-2
TOT	.244	27-21	78	14	19	2	0	2	9	.346	3	17	.302	3-4

SEASON HIGHS

HITS: 2, Siena 2/25

RUNS: 2, two times

RBI: 2, Siena 2/25

HIT STREAK: 2 games, 2/25-26

CAREER HIGHS:

HITS: 3, New Orleans, 5/01/11

RUNS: 2, three times

RBI: 2, two times

HIT STREAK: 7 games, 5/11-5/27

#10 TREY WIMMER

SEASON: .273

BIG SOUTH:

1B/C

LAST 5: .357

LAST 10:

- Has already started games at third base, first base and catcher this season.
- Hit a two-run home run in Liberty's win over The Citadel, 2/19.
- Received medical redshirt in 2011
- Liberty team captain
- Tied a Liberty record for doubles in a game with three, driving in five runs and scoring twice in a 9-7 victory over George Mason on 3/30/10

CAREER STATISTICS

Year	Avg.	GP-GS	AB	R	H	2B	3B	HR	RBI	SLG%	BB	SO	OB%	SB-A
2009	.299	53-50	184	28	55	6	0	6	32	.429	14	26	.361	0-0
2010	.249	59-43	173	19	43	14	0	4	35	.399	12	28	.309	0-2
2012	.273	9-9	33	6	9	2	0	1	5	.424	0	1	.265	0-0
TOT	.274	121-102	390	53	107	22	0	11	72	.415	26	55	.330	0-2

SEASON HIGHS

HITS: 2, three times

RUNS: 2, Siena, 2/26

RBI: 2, at The Citdel, 2/19

HIT STREAK: 2 games, 2/19-22

CAREER HIGHS:

HITS: 4, two times

RUNS: 2, ten times

RBI: 5, twice

HIT STREAK: 8 games, 3/28-4/7/09

#12 ALEX CLOSE

SEASON: .400

BIG SOUTH:

C/1B/RHP

LAST 5: .500

LAST 10:

- Multi-position player - also pitches
- Has made two starts at first base
- Set single-season school RBI record with 60 as a senior at Spain Park HS in Hoover, Ala.
- Named to all-state, all-metro, All Over the Mountain, All-Shelby County and all-metro teams as a senior
- 2011 Preseason Under Armour All-American

CAREER STATISTICS

Year	Avg.	GP-GS	AB	R	H	2B	3B	HR	RBI	SLG%	BB	SO	OB%	SB-A
2012	.400	4-2	10	2	4	0	0	0	1	.400	0	1	.400	0-0

SEASON/CAREER HIGHS

HITS: 2, Siena, 2/24

RUNS: 1, two times

RBI: 1, at The Citadel, 2/19

HIT STREAK: 3 games, 2/18-24

#17 IAN PARMLEY

SEASON: .368

BIG SOUTH:

OF/LHP

LAST 5: .222

LAST 10:

- Had a team-leading 10 hits during The Citadel Challenge, 2/17-19
- Had two or more hits in each of his first four games, including a four-hit game against Towson, 2/18.
- Was Liberty's starting pitcher on 2/19 against The Citadel. It was the first time Parmley has pitched for the Flames.
- Played in 55 games, with 54 starts - 50 of his starts came as an outfielder in 2011
- Hit out of the leadoff spot in 54 games for Liberty last season
- Led the Flames and was third in the Big South with 27 steals
- Had 21 multiple-hit games, including six with three hits or more in 2011.
- Finished the season hitting .371 over his last 19 games in 2011.

CAREER STATISTICS

Year	Avg.	GP-GS	AB	R	H	2B	3B	HR	RBI	SLG%	BB	SO	OB%	SB-A
2011	.314	55-54	210	48	66	8	4	0	19	.390	25	33	.384	27-37
2012	.368	9-9	38	10	14	4	1	0	1	.526	2	4	.390	2-3
TOT	.323	64-63	248	58	80	12	5	0	20	.411	27	37	.385	29-40

SEASON HIGHS

HITS: 4, vs. Towson, 2/18

RUNS: 3, vs. Towson, 2/18

RBI: 1, Siena, 2/26

HIT STREAK: 4 games, 2/17-19

CAREER HIGHS:

HITS: 4, two times

RUNS: 3, two times

RBI: 2, Radford, 5/19/11

HIT STREAK: 8 games, 5/5-5/19/11

PLAYER NOTES

#20 BYRAN AANDERUD

SEASON: .500 LAST 5: .533
BIG SOUTH: LAST 10:

- Liberty's leading hitter
- Has already recorded 3 three-hit games.
- Has started every game at 2B in 2012.
- Transfer from Cypress.

CAREER STATISTICS

Year Avg. GP-GS AB R H 2B 3B HR RBI SLG% BB SO OB% SB-A
2012 .500 9-9 32 4 16 3 0 0 7 .594 3 1 .528 1-1

SEASON/CAREER HIGHS

HITS: 3, three times
RUNS: 1, four times
RBI: 2, Siena 2/24
HIT STREAK: 6 games, 2/17-24

#21 DANNY GRAUER

C/1B/RHP

SEASON: .400 LAST 5: .000
BIG SOUTH: LAST 10:

- Liberty's opening day starting catcher
- Also recorded the first save of the year for the Flames.
- Transfer from Louisburg, where he played one year
- Named to the 2011 Region X first team

CAREER STATISTICS

Year Avg. GP-GS AB R H 2B 3B HR RBI SLG% BB SO OB% SB-A
2012 .400 2-2 5 2 2 0 0 0 4 .400 0 0 .333 0-0

SEASON HIGHS/CAREER HIGHS

HITS: 1, two times
RUNS: 1, two times
RBI: 3, vs. Richmond, 2/17
HIT STREAK: 2 games, 2/17-18

#22 TYLER COX

OF

SEASON: .300 LAST 5: .133
BIG SOUTH: LAST 10:

- Had a strong first weekend as a Flame at The Citadel Challenge, hitting .467 with a .933 slugging pct. over four games. Five of seven hits were for extra bases (4 doubles and on home run).
- Had a team-high nine RBIs on the weekend, including five against Towson, Saturday night.
- Transfer from Bellevue, where he played two seasons
- Named to All-NWAACC, North Region and NWAACC All-Tournament first teams

CAREER STATISTICS

Year Avg. GP-GS AB R H 2B 3B HR RBI SLG% BB SO OB% SB-A
2012 .300 9-9 30 5 9 6 0 1 11 .600 3 8 .421 0-0

SEASON/CAREER HIGHS

HITS: 3, vs. Towson, 2/18
RUNS: 2, vs. Towson, 2/18
RBI: 5, vs. Towson, 2/18
HIT STREAK: 3 games, 2/17-18

#23 TONY MCCLENDON

OF

SEASON: .000 LAST 5: .000
BIG SOUTH: LAST 10:

- Was used as a pinch runner in each of Liberty's first four games this season.
- Played in 5 games, with two starts in 2011, before receiving a medical redshirt
- One start came as the designated hitter and the other in the outfield

CAREER STATISTICS

Year Avg. GP-GS AB R H 2B 3B HR RBI SLG% BB SO OB% SB-A
2011 .000 5-2 7 2 0 0 0 0 0 .000 1 6 .300 0-0
2012 .000 5-0 1 2 0 0 0 0 0 .000 0 0 .000 0-0
TOT .000 10-2 8 4 0 0 0 0 0 .000 1 6 .000 0-0

#24 JUSTIN SIZEMORE

1B

SEASON: .667 LAST 5: 1.000
BIG SOUTH: LAST 10:

- Made first start of year, Saturday's 1-0 win over Siena
- Played in 38 games, with 31 starts - 24 of his starts came as Liberty's designated hitter and seven starts at first base in 2011
- Was 2-for-3 with walk, a home run, four RBIs and two runs scored in a 12-2 victory over Binghamton on 3/4/11

CAREER STATISTICS

Year Avg. GP-GS AB R H 2B 3B HR RBI SLG% BB SO OB% SB-A
2010 .143 18-4 21 0 3 1 0 0 4 .190 4 9 .296 0-0
2011 .231 38-31 104 16 24 4 0 4 15 .385 13 25 .325 1-1
2012 .667 5-1 3 0 2 2 0 0 0 1.333 0 1 .667 0-0
TOT .227 61-36 128 16 29 7 0 4 19 .375 17 35 .327 1-1

SEASON HIGHS

HITS: 1, two times
RUNS: N/A
RBI: N/A
HIT STREAK: 2 games, 2/18-2/24

CAREER HIGHS:

HITS: 2, eight times
RUNS: 2, three times
RBI: 4, Binghamton
HIT STREAK: 3 games, 3/5-3/11/11

#30 ASHTON PERRITT

OF/RHP

SEASON: .000 LAST 5: .000
BIG SOUTH: LAST 10:

- May also pitch
- 2010 and 2011 Johnson County Player of the Year at Whiteland Community High School
- Three-time all-county and conference player

CAREER STATISTICS

Year Avg. GP-GS AB R H 2B 3B HR RBI SLG% BB SO OB% SB-A
2012 .000 4-0 0 0 0 0 0 0 0 .000 0 0 .000 1-1

SEASON/CAREER HIGHS

HITS: N/A
RUNS: N/A
RBI: N/A
HIT STREAK: N/A

PITCHER

#25 JOHN NIGGLI

Senior, RHP
Tulare, Calif.



John Niggli Career Statistics

Year	ERA	W-L	APP-GS	CG	SHO	SV	IP	H	R	ER	BB	SO	OBA
2011	3.69	4-4	15-13	1	0/1	0	85.1	85	39	35	16	43	.264
2012	0.77	2-0	2-2	0	0/1	0	11.2	14	1	1	2	6	.304
Tot.	3.34	6-4	17-15	1	0/2	0	97.0	99	40	36	18	49	.269

- Big South Pitcher of the Week for 2/17-19
- Recorded opening-season win over Richmond on Feb. 17. Allowed four hits over six innings.
- Appeared in 15 games, starting 13 contests in first year with Flames in 2011
- Only returning Liberty pitcher to have pitched more than 30 innings in 2011
- Recorded first win at Liberty in a 9-1 win at North Florida (2/24/11)
- Spent two years at College of the Sequoias

CAREER HIGHS

IP: 9.0, vs. Charleston Southern, 3/19/11
Long Start: 9.0, vs. Charleston Southern, 3/19/11
Short Start: 4.0, vs. Binghamton, 3/5/11
Hits: 10, Siena, 2/24/12
Runs: 6, vs. Binghamton, 3/5/11
Strikeouts: 7, vs. Winthrop 3/25/11
Walks: 2, Six times

Liberty Record in App: 9-8
Liberty Record in Starts: 9-6

NIGGLI GAME BY GAME

2011

Date	OPPONENT	GS	IP	H	R	ER	BB	SO	WP	HBP	Score	Dec/Sv	ERA	
2/18	at Mercer		0.2	0	0	0	0	0	0	0	4-6		0.00	
2/25	at North Florida		1.2	0	0	0	0	0	0	0	0-5		0.00	
2/27	at North Florida	*	6.0	4	1	1	2	5	0	1	9-1	W	1.08	
3/5	Binghamton	*	4.0	8	6	6	2	0	0	0	7-12	L	5.11	
3/11	vs. Monmouth	*	7.0	6	2	2	0	1	0	1	4-3	W	4.19	
3/19	Charleston So.	*	9.0	5	1	1	2	4	1	0	5-1	W	3.18	
3/25	Winthrop	*	8.2	7	2	1	2	7	0	1	1-2	L	2.68	
4/2	Coastal Carolina	*	5.2	7	4	4	1	2	0	2	4-5		3.16	
4/9	at High Point	*	8.0	3	0	0	1	2	1	2	9-0	W	2.66	
4/15	Presbyterian	*	6.2	6	5	4	1	4	0	0	6-5		2.98	
4/22	at VMI	*	6.1	7	2	2	2	6	0	0	3-2		2.97/	
5/5	UNC Asheville	*	6.2	8	2	2	2	3	0	0	3-2		2.94	
5/13	at Gardner-Webb	*	5.1	9	4	4	0	2	0	0	4-5		3.21	
5/19	Radford	*	4.1	8	5	5	1	1	0	1	4-5	L	3.60	
5/27	Gardner-Webb	*	5.1	7	5	3	0	6	1	2	1-5	L	3.69	
Totals			13	85.1	85	39	35	16	43	3	10	64-59	4-4	3.69

2012

2/17	vs. Richmond	*	6.0	4	0	0	2	4	0	0	12-0	W	0.00
2/24	Siena	*	5.2	10	1	1	0	2	0	0	6-2	W	0.77
Totals			2	11.2	14	1	1	2	6	0	18-2	2-0	0.77



PITCHER

#21 PATRICK ECKELBARGER

Senior, RHP
Indian Shores, Fla.



Patrick Eckelbarger Career Statistics

Year	ERA	W-L	APP-GS	CG	SHO	SV	IP	H	R	ER	BB	SO	OBA
2011	11.50	1-3	11-2	0	0/0	0	18.0	38	25	23	11	11	.418
2012	0.00	2-0	2-2	1	1/1	0	12.0	7	0	0	3	10	.171
Tot.	6.90	3-3	13-4	1	1/1	0	30.0	45	25	23	14	21	.341

- Recorded his first complete game and shutout, Saturday in a seven-inning 1-0 win over Siena.
- Has not allowed a run in 12 innings this season.
- Made 11 appearances in first season with Liberty in 2011 - two were starts
- Recorded first win at Liberty in a 9-6 win over Binghamton on 3/5/11
- Transferred to Liberty after two seasons at St. Petersburg

CAREER HIGHS

IP: 7.0, Siena, 2/25/12
Short Start: 1.1, at Maryland, 3/16/11
Hits: 7, two times
Runs: 5, at Maryland, 3/16/11
Strikeouts: 6, Siena, 2/25/12
Walks: 3, two times

Liberty Record in App: 7-6
Liberty Record in Starts: 3-1


ECKELBARGER GAME BY GAME

2011

Date	OPPONENT	GS	IP	H	R	ER	BB	SO	WP	HBP	Score	Dec/Sv	ERA
2/18	at Mercer		0.1	2	2	2	2	0	0	0	4-6	L	54.00
2/19	at Mercer		2.0	4	1	1	1	2	0	1	5-17		11.57
2/27	at North Florida		1.2	0	0	0	0	1	0	0	9-1		6.75
3/2	at Virginia Tech		0.2	3	4	2	0	0	0	0	1-9		9.64
3/5	Binghamton	*	4.0	5	2	2	0	2	1	1	9-6	W	7.27
3/16	at Maryland	*	1.1	7	5	5	2	1	0	0	5-10	L	10.80
3/29	at VCU		1.0	2	0	0	0	0	0	0	11-1		9.82
4/6	James Madison		4.2	7	4	4	3	3	1	0	12-16		9.19
4/10	at High Point		0.2	3	1	1	0	0	0	0	14-9		9.37
4/19	at William & Mary		0.2	1	3	3	3	1	0	0	5-11	L	10.59
5/25	vs Gardner-Webb		1.0	4	3	3	0	1	0	0	13-5		11.50
Totals		2	18.0	38	25	23	11	11	2	0	88-91	1-3	11.50

2012

2/18	vs. Towson	*	5.0	4	0	0	1	4	0	1	8-0	W	0.00
2/25	Siena	*	7.0	3	0	0	2	6	1	0	1-0	W	0.00
Totals		2	12.0	7	0	0	3	10	1	1	9-0	2-0	0.00



PITCHER

#11 JACOB KEMMERER

Senior, RHP
Issaquah, Wash.



Jacob Kemmerer Career Statistics

Year	ERA	W-L	APP-GS	CG	SHO	SV	IP	H	R	ER	BB	SO	OBA
2011	3.10	0-0	15-1	0	0/1	0	29.0	24	12	10	11	20	.224
2012	4.15	1-0	2-1	0	0/0	1	8.2	8	4	4	3	7	.242
Tot.	3.35	1-0	17-2	0	0/1	1	37.2	32	16	14	14	27	.229

- Recorded his first save at Liberty, Friday in 6-2 win over Siena.
- Won first start of year over Towson, 2/18/12
- Appeared in 15 games in first year with Flames in 2011
- 14 of his appearances were in relief
- Transfer from Edmonds College, which he attended for two years
- 2010 All-NWAACC North Region first team member

CAREER HIGHS

IP: 5.1, vs. Towson, 2/18/12

Long Start: 5.1, vs. Towson, 2/18/12

Short Start: 0.0, at Maryland, 3/15/11

Hits: 5, Two times

Runs: 3, Two times

Strikeouts: 5, Siena, 2/24/12

Walks: 3, Three times

Liberty Record in App: 9-8

Liberty Record in Starts: 2-0


KEMMERER GAME BY GAME

2011

Date	OPPONENT	GS	IP	H	R	ER	BB	SO	WP	HBP	Score	Dec/Sv	ERA
2/19	at Mercer		1.0	0	0	0	0	1	0	0	2-7	-	0.00
2/26	at North Florida		2.1	2	1	0	2	1	0	0	5-8	-	0.00
3/8	William & Mary		4.1	5	2	1	0	1	0	0	9-10	-	1.17
3/15	at Maryland	*	0.0	1	3	3	3	0	0	0	11-4	-	4.70
3/29	at VCU		2.0	2	0	0	1	2	0	0	11-1	-	3.72
4/9	at High Point		1.0	0	0	0	0	2	0	0	9-0	-	3.38
4/10	at High Point		2.2	3	2	2	3	0	0	0	14-9	-	4.05
4/17	Presbyterian		1.0	1	0	0	0	0	0	0	7-1	-	3.77
4/19	at William & Mary		2.1	3	0	0	0	3	0	0	5-11	-	3.24
4/23	at VMI		1.0	1	0	0	0	2	0	0	1-3	-	3.06
4/26	at South Carolina		0.0	1	2	2	1	0	0	0	6-9	-	4.08
5/1	New Orleans		4.0	0	0	0	1	3	0	0	5-2	-	3.32
5/17	VCU		3.2	3	1	1	0	2	0	0	8-7	-	3.20
5/20	Radford		1.0	1	1	1	0	1	0	0	1-3	-	3.42
5/27	Gardner-Webb		2.2	1	0	0	0	2	0	0	1-5	-	3.10
Totals		1	29.0	24	12	10	11	20	1	0	95-80	0-0	3.10

2012

2/18	vs. Towson	*	5.1	5	3	3	3	2	0	0	12-3	W	5.06
2/24	Siena		3.1	3	1	1	0	5	0	0	6-2	SV	4.15
Totals		1	8.2	8	4	4	3	7	0	0	18-5	1-0/1	4.15



PITCHER

#8 **BLAKE FORSLUND**

Junior, RHP
Lynchburg, Va.



Blake Forslund Career Statistics

Year	ERA	W-L	APP-GS	CG	SHO	SV	IP	H	R	ER	BB	SO	OBA
2011	8.31	1-2	9-4	0	0/0	0	21.2	32	26	20	15	22	.330
2012	0.00	0-0	3-0	0	0/1	0	2.1	1	0	0	2	1	.143
Tot.	7.50	1-2	12-4	0	0/1	0	24.0	33	26	20	17	23	.317

- Selected in the 17th Round of the 2011 MLB Draft by the Boston Red Sox
- Appeared in nine games, with four starts in 2011
- Recorded first victory with Liberty on May 1, 2001 in a 5-2 win over New Orleans
- Transfer from Virginia

CAREER HIGHS

IP: 4.0, Two times
Long Start: 4.0, Two times
Short Start: 1.1, VCU, 5/17/11
Hits: 6, at Mercer, 2/19/11
Runs: 7, at North Florida, 2/26/11
Strikeouts: 6, New Orleans, 5/1/11
Walks: 5, at North Florida, 2/26/11

Liberty Record in App: 7-5
Liberty Record in Starts: 2-2

FORSLUND GAME BY GAME

2011

Date	OPPONENT	GS	IP	H	R	ER	BB	SO	WP	HBP	Score	Dec/Sv	ERA
2/19	at Mercer	*	4.0	6	5	5	4	5	1	0	2-7 L	0-1	11.25
2/26	at North Florida	*	3.2	5	7	6	5	4	2	0	5-8 L	0-2	12.91
3/08	William & Mary		1.1	4	4	2	1	0	2	0	9-10 L	0-2	13.00
3/16	at Maryland		2.0	1	0	0	0	2	0	0	5-10 L	0-2	10.64
3/26	Winthrop		1.1	3	1	0	1	0	1	0	16-7 W	0-2	9.49
5/01	New Orleans	*	4.0	2	0	0	3	6	1	0	5-2 W	1-2	7.16
5/07	UNC Asheville		2.0	3	2	0	0	1	0	2	15-3 W	1-2	6.38
5/17	VCU	*	1.1	5	6	6	1	2	1	1	8-7 W	1-2	8.69
5/25	vs Gardner-Webb		2.0	3	1	1	0	2	1	1	13-5 W	1-2	8.31
Totals			4	21.2	32	26	20	15	22	9	78-59	1-2	8.31

2012

2/18	vs. Towson		1.0	0	0	0	0	1	0	0	8-0 W	0-0	0.00
2/22	Radford		1.0	0	0	0	2	0	1	0	6-3 W	0-0	0.00
2/25	Siena		0.1	1	0	0	0	0	0	0	7-9 L	0-0	0.00
Totals			2.0	0	0	0	2	1	1	0	14-3	0-0	0.00



PITCHER NOTES

#3 JOSH RICHARDSON

RHP, Jr.

- Coming off Tommy John - not expected to pitch until late in season
- Posted a team high and tied for fourth in the Big South with six saves in 2010

CAREER STATISTICS

Year	ERA	W-L	APP-GS	CG	SHO	SV	IP	H	R	ER	BB	SO	OBA
2010	4.29	1-1	18-1	0	0/0	6	35.2	37	21	17	14	32	.264
2011	4.05	0-1	6-0	0	0/0	2	6.2	6	4	3	0	7	.231
Tot.	4.25	1-2	24-1	0	0/0	8	42.1	43	25	20	14	39	.259

CAREER HIGHS

IP: 5.0, at Winthrop, 5/22/10
Long Start: 4.0, at Winthrop, 5/28/10
Short Start: 4.0, at Winthrop, 5/28/10
Hits: 7, at Winthrop 5/28/10
Runs: 5, at Winthrop, 5/28/10
Strikeouts: 3, 4 times
Walks: 2, 5 times

Liberty Record in App: 16-8
Liberty Record in Starts: 1-0

Richardson Game-By-Game

2010

Date	Opp	GS	IP	H	R	ER	BB	SO	Score	Dec./SV
2/19	at Kennesaw St.	1.1	1	0	0	0	0	2	10-4	
2/21	at Kennesaw St.	1.1	0	0	0	1	0	0	10-4	
2/26	vs. Morehead St	1.0	0	0	0	0	1	1	5-2	
2/27	vs. Lehigh	1.0	0	0	0	2	1	1	6-3	SV
3/13	St. John's	0.2	4	2	0	0	2	1	14-9	
3/20	Manhattan	2.0	4	3	3	1	3	1	13-14	L
3/31	at VCU	2.0	2	0	0	0	2	2	7-4	
4/3	High Point	2.2	0	0	0	1	2	1	14-8	SV
4/10	at Radford	3.2	5	0	0	0	3	3	3-1	SV
4/16	VMI	1.1	2	3	2	0	2	2	12-9	SV
4/17	VMI	0.1	0	0	0	0	1	1	9-6	SV
4/20	Duke	2.2	3	2	2	2	1	1	1-4	
4/23	at Presbyterian	2.0	3	3	3	2	2	2	8-7	
5/8	at Charleston So.	2.1	0	0	0	0	3	4	4-1	SV
5/16	Coast. Carolina	1.1	1	1	1	2	2	2	0-5	
5/18	VCU	1.0	1	0	0	0	0	0	7-6	W
5/22	at Winthrop	5.0	4	2	1	2	3	3	5-8	
5/28	at Winthrop	* 4.0	7	5	5	1	2	2	9-7	
Tot.		1	35.2	37	21	17	14	32	137-102	1-1/6

2011

Date	Opp	GS	IP	H	R	ER	BB	SO	Score	Dec./SV
2/20	at Mercer	2.2	1	0	0	0	4	4	5-4	SV
2/26	at North Florida	1.2	1	0	0	0	2	2	4-2	SV
3/25	Winthrop	0.1	0	0	0	0	0	0	1-2	
4/2	at Coast. Carolina	0.1	0	0	0	0	0	0	4-5	
4/3	at Coast. Carolina	1.0	1	1	0	0	0	0	4-5	
4/6	James Madison	0.2	3	3	3	0	1	1	12-16	
Tot.		6.2	6	4	3	0	7	30-34	0-0/2	

#2 BROOKS ROY

RHP, Jr.

- Recorded the win with an inning of work in Liberty's 11-9 victory over The Citadel 2/19
- Transfer from Edmonds

CAREER STATISTICS

Year	ERA	W-L	APP-GS	CG	SHO	SV	IP	H	R	ER	BB	SO	OBA
2012	0.00	1-0	1-0	0	0/0	0	1.0	1	0	0	0	0	.333

CAREER HIGHS

IP: 1.0, at The Citadel, 2/19/12
Long Start: N/A
Short Start: N/A
Hits: 1, at The Citadel, 2/19/12
Runs: 0, at The Citadel, 2/19/12
Strikeouts: N/A
Walks: N/A

Liberty Record in App: 1-0
Liberty Record in Starts: 0-0

Roy Game-By-Game

2012

Date	Opp	GS	IP	H	R	ER	BB	SO	Score	Dec./SV
2/19	at The Citadel	1.0	1	0	0	0	0	0	11-9	W

#6 SHAWN CLOWERS

RHP, Fr.

- Recorded first collegiate win with five no-hit, scoreless innings in a 4-2 victory over Siena, Sunday.
- Named 2011 Piedmont District Player of the Year
- Selected to the all-state second team and all-region first team as a senior

CAREER STATISTICS

Year	ERA	W-L	APP-GS	CG	SHO	SV	IP	H	R	ER	BB	SO	OBA
2012	0.00	1-0	2-0	0	0/0	0	6.0	0	0	0	2	3	.000

CAREER HIGHS

IP: 5.0, Siena, 2/26/12
Long Start: N/A
Short Start: N/A
Hits: 0, two times
Runs: 0, two times
Strikeouts: 2, Siena, 2/26/12
Walks: 1, two times

Liberty Record in App: 2-0
Liberty Record in Starts: 0-0

Clowers Game-By-Game

2012

Date	Opp	GS	IP	H	R	ER	BB	SO	Score	Dec./SV
2/18	vs. Towson	1.0	0	0	0	1	1	1	12-3	
2/26	Siena	5.0	0	0	0	1	2	2	4-2	W
Tot.		6.0	0	0	0	2	3	16-5	1-0	

PITCHER NOTES

#9 RYAN CORDELL

RHP, So.

- Made five appearances on the mound in 2011
- Also plays the field - last season played in 19 games between the outfield and at designated hitter

CAREER STATISTICS

Year	ERA	W-L	APP-GS	CG	SHO	SV	IP	H	R	ER	BB	SO	OBA
2011	10.38	0-0	5/0	0	0/0	0	4.1	5	6	5	3	7	.278

CAREER HIGHS

IP: 1.0, four times

Long Start: N/A

Short Start: N/A

Hits: 2, two times

Runs: 5, at William & Mary, 4/19/11

Strikeouts: 2, two times

Walks: 2, at Mercer, 2/19/11

Liberty Record in App: 1-4

Liberty Record in Starts: 0-0

Cordell Game-By-Game

2011

Date Opp	GS	IP	H	R	ER	BB	SO	Score	Dec./SV
2/19 at Mercer		1.0	2	1	1	2	1	5-17	
3/16 at Maryland		1.0	0	0	0	0	2	5-10	
3/29 at VCU		1.0	0	0	0	0	1	11-1	
4/1 at Coast. Carolina		1.0	1	0	0	0	2	1-17	
4/19 at William & Mary		0.1	2	5	4	1	1	5-11	
Tot.		4.1	5	6	5	3	7	27-56	

#12 ALEX CLOSE

RHP, Fr.

- Two-way player - has also seen playing time at catcher and first base
- Made first start on the mound at Liberty, Saturday.
- named a 2011 Preseason Under Armour All-American

CAREER STATISTICS

Year	ERA	W-L	APP-GS	CG	SHO	SV	IP	H	R	ER	BB	SO	OBA
2012	19.29	0-0	2-1	0	0/1	0	2.1	6	5	5	3	1	.462

CAREER HIGHS

IP: 1.1, Siena, 2/25/12

Long Start: 1.1, Siena, 2/25/12

Short Start: 1.0, vs. Richmond, 2/17/12

Hits: 5, Siena, 2/25/12

Runs: 5, Siena, 2/25/12

Strikeouts: 1, vs. Richmond, 2/17/12

Walks: 3, Siena, 2/25/12

Liberty Record in App: 1-0

Liberty Record in Starts: 0-1

Close Game-By-Game

2012

Date Opp	GS	IP	H	R	ER	BB	SO	Score	Dec./SV
2/17 vs. Richmond		1.0	1	0	0	0	1	12-0	
2/25 Siena	*	1.1	5	5	5	3	0	7-9	
Tot.		1	2.1	6	5	5	3	19-9	

#13 TREY LAMBERT

RHP, So.

- Made his first start at Liberty, Sunday afternoon
- Transfer from Patrick Henry
- Earned the NJCAA National Pinnacle Award for Academic Excellence in 2011

CAREER STATISTICS

Year	ERA	W-L	APP-GS	CG	SHO	SV	IP	H	R	ER	BB	SO	OBA
2012	3.60	0-0	2-1	0	0/0	0	5.0	2	2	2	2	3	.133

CAREER HIGHS

IP: 4.0, Siena, 2/26/12

Long Start: 4.0, Siena, 2/26/12

Short Start: 4.0, Siena, 2/26/12

Hits: 2, Siena, 2/26/12

Runs: 2, Siena, 2/26/12

Strikeouts: 2, Siena, 2/26/12

Walks: 2, Siena, 2/26/12

Liberty Record in App: 1-0

Liberty Record in Starts: 1-0

Lambert Game-By-Game

2012

Date Opp	GS	IP	H	R	ER	BB	SO	Score	Dec./SV
2/18 vs. Towson		1.0	0	0	0	0	1	12-3	
2/26 Siena	*	4.0	2	2	2	2	2	4-2	
Tot.		5.0	2	2	2	2	3	16-5	

#14 CARSON HERNDON

RHP, Fr.

- Two-way player - also plays third base
- Named all-state in 2011 as a shortstop

CAREER STATISTICS

Year	ERA	W-L	APP-GS	CG	SHO	SV	IP	H	R	ER	BB	SO	OBA
2012	0.00	0-0	1-0	0	0/1	0	0.1	1	0	0	2	0	.500

CAREER HIGHS

IP: 0.1, vs. Richmond, 2/17/12

Long Start: N/A

Short Start: N/A

Hits: 1, vs. Richmond, 2/17/12

Runs: 0, vs. Richmond, 2/17/12

Strikeouts: N/A

Walks: 2, vs. Richmond, 2/17/12

Liberty Record in App: 1-0

Liberty Record in Starts: 0-0

Lambert Game-By-Game

2012

Date Opp	GS	IP	H	R	ER	BB	SO	Score	Dec./SV
2/18 vs. Towson		1.0	0	0	0	0	1	12-3	

PITCHER NOTES

#16 JARED LYONS

LHP, Fr.

- Two-time all-district at Tabb High School
- Made first two appearances of collegiate career over the weekend at The Citadel Challenge, both in relief

CAREER STATISTICS

Year	ERA	W-L	APP-GS	CG	SHO	SV	IP	H	R	ER	BB	SO	OBA
2012	2.84	0-1	4-0	0	0/1	0	6.1	5	3	2	2	3	.238

CAREER HIGHS

IP: 2.2, Siena, 2/25/12
 Long Start: N/A
 Short Start: N/A
 Hits: 2, two times
 Runs: 1, three times
 Strikeouts: 2, Radford, 2/22/12
 Walks: 2, Siena, 2/25/12

Liberty Record in App: 3-1
 Liberty Record in Starts: N/A

Lyons Game-By-Game

2012	Date	Opp	GS	IP	H	R	ER	BB	SO	Score	Dec./SV
	2/17	vs. Richmond	0.2	0	0	0	0	0	0	12-0	
	2/19	at The Citadel	1.0	1	1	1	0	1	1	11-9	
	2/21	Radford	2.0	2	1	1	0	2	2	6-3	
	2/25	Siena	2.2	2	1	0	2	0	7-9		L
	Tot.		6.1	5	3	2	2	3	36-21		0-1

#17 IAN PARMLEY

LHP, Sr.

- Made first appearance as a pitcher by starting 2/19 against The Citadel during The Citadel Challenge.
- Liberty leadoff hitter and starting left fielder
- Did not pitch in 2011, his first year with the Flames after transferring from Bellevue

CAREER STATISTICS

Year	ERA	W-L	APP-GS	CG	SHO	SV	IP	H	R	ER	BB	SO	OBA
2012	12.46	0-0	1-1	0	0/0	0	4.1	8	6	6	1	2	.444

CAREER HIGHS

IP: 4.1, at The Citadel, 2/19/12
 Long Start: 4.1, at The Citadel, 2/19/12
 Short Start: 4.1, at The Citadel, 2/19/12
 Hits: 8, at The Citadel, 2/19/12
 Runs: 6, at The Citadel, 2/19/12
 Strikeouts: 2, at The Citadel, 2/19/12
 Walks: 1, at The Citadel, 2/19/12

Liberty Record in App: 1-0
 Liberty Record in Starts: 1-0

Parmley Game-By-Game

2012	Date	Opp	GS	IP	H	R	ER	BB	SO	Score	Dec./SV
	2/19	at The Citadel	*	4.1	8	6	6	1	2	11-9	

#20 DANNY GRAUER

RHP, So.

- Liberty's opening day starting catcher
- Recorded the Flames' first save of the year, Sunday at The Citadel, with a scoreless ninth inning

CAREER STATISTICS

Year	ERA	W-L	APP-GS	CG	SHO	SV	IP	H	R	ER	BB	SO	OBA
2012	0.00	0-0	1-0	0	0/0	1	1.0	0	0	0	1	0	.000

CAREER HIGHS

IP: 1.0, at The Citadel, 2/19/12
 Long Start: N/A
 Short Start: N/A
 Hits: 0, at The Citadel, 2/19/12
 Runs: 0, at The Citadel, 2/19/12
 Strikeouts: N/A
 Walks: 1, at The Citadel, 2/19/12

Liberty Record in App: 1-0
 Liberty Record in Starts: N/A

Grauer Game-By-Game

2012	Date	Opp	GS	IP	H	R	ER	BB	SO	Score	Dec./SV
	2/19	at The Citadel	1.0	0	0	0	0	1	0	11-9	SV

#26 DANIEL BROWN

RHP, So.

- Made seven appearances in 2011
- Has yet to record a decision

CAREER STATISTICS

Year	ERA	W-L	APP-GS	CG	SHO	SV	IP	H	R	ER	BB	SO	OBA
2011	6.75	0-0	7-0	0	0/0	0	8.0	6	7	6	4	5	.261
2012	5.40	0-0	2-0	0	0/0	0	1.2	2	1	1	1	1	.286
Tot.	6.52	0-0	9-0	0	0/0	0	9.2	8	8	7	5	6	.235

CAREER HIGHS

IP: 5.0, at Winthrop, 5/22/10
 Long Start: 4.0, at Winthrop, 5/28/10
 Short Start: 4.0, at Winthrop, 5/28/10
 Hits: 7, at Winthrop 5/28/10
 Runs: 5, at Winthrop, 5/28/10
 Strikeouts: 3, 4 times
 Walks: 2, 5 times

Liberty Record in App: 3-6
 Liberty Record in Starts: N/A

Brown Game-By-Game

2011	Date	Opp	GS	IP	H	R	ER	BB	SO	Score	Dec./SV
	2/20	at Mercer	1.0	1	1	1	0	2	2	2-7	
	3/2	at Virginia Tech	1.0	0	0	0	0	2	1	1-9	
	3/5	Binghamton	2.2	2	4	3	1	0	7	7-12	
	4/8	at High Point	1.0	1	1	1	0	0	2	2-6	
	4/19	at William & Mary	0.2	0	0	0	2	1	1	5-11	
	4/25	at South Carolina	0.2	2	1	1	1	0	0	6-9	
	5/17	VCU	1.0	0	0	0	0	0	0	8-7	
	Tot.		8.0	6	7	6	4	5	31-61		

2012

Date	Opp	GS	IP	H	R	ER	BB	SO	Score	Dec./SV
2/18	vs. Towson	1.2	1	0	0	0	0	1	12-3	
2/19	at The Citadel	0.0	1	1	1	1	0	0	11-9	
Tot.		1.2	2	1	1	1	1	1	23-12	

PITCHER NOTES

#33 WILLI MARTIN

RHP, So.

- Made seven appearances in 2011
- Has yet to record a decision

CAREER STATISTICS

Year	ERA	W-L	APP-GS	CG	SHO	SV	IP	H	R	ER	BB	SO	OBA
2011	19.29	0-0	7-0	0	0/0	0	4.2	13	11	10	2	4	.481
2012	0.00	0-0	1-0	0	0/1	0	1.0	1	0	0	0	2	.250
Tot.	15.88	0-0	8-0	0	0/1	0	5.2	14	11	10	2	6	.452

CAREER HIGHS

IP: 1.0, Three times

Long Start: N/A

Short Start: N/A

Hits: 4, at Mercer, 2/19/11

Runs: 4, at Mercer, 2/19/11

Strikeouts: 2, at VCU, 3/29/11

Walks: 2, at Maryland, 3/16/11

Liberty Record in App: 4-4

Liberty Record in Starts: N/A

Martin Game-By-Game

2011

Date	Opp	GS	IP	H	R	ER	BB	SO	Score	Dec./SV
2/19	at Mercer	0.2	4	4	4	0	0	0	5-17	
2/27	at North Florida	0.1	1	0	0	0	0	0	9-1	
3/16	at Maryland	0.1	2	4	4	2	0	0	5-10	
3/29	at VCU	0.2	1	0	0	0	2	2	11-1	
4/1	at Coast Carolina	0.2	2	1	1	0	1	1	1-17	
4/19	at William & Mary	1.0	1	0	0	0	1	5-11		
5/1	New Orleans	1.0	2	2	1	0	0	5-2		
Tot.		4.2	13	11	10	2	4	41-59		

2012

Date	Opp	GS	IP	H	R	ER	BB	SO	Score	Dec./SV
2/18	vs. Towson	1.0	1	0	0	1	1	8-0		

#34 KODY YOUNG

RHP, Jr.

- Picked up the win in his first Liberty start, last Wednesday
- Named first team All-NWAACC at Columbia Basin College in 2011

CAREER STATISTICS

Year	ERA	W-L	APP-GS	CG	SHO	SV	IP	H	R	ER	BB	SO	OBA
2012	3.18	1-0	3-1	0	0/1	0	5.2	5	3	2	3	3	.227

CAREER HIGHS

IP: 3.0, vs. Radford, 2/22/12

Long Start: 3.0, vs. Radford, 2/22/12

Short Start: 3.0, vs. Radford, 2/22/12

Hits: 4, vs. Radford, 2/22/12

Runs: 2, vs. Radford, 2/22/12

Strikeouts: 1, three times

Walks: 2, Siena, 2/25/12

Liberty Record in App: 2-1

Liberty Record in Starts: 1-0

Young Game-By-Game

2012

Date	Opp	GS	IP	H	R	ER	BB	SO	Score	Dec./SV
2/17	vs. Richmond	1.0	0	0	0	0	1	12-0		
2/22	Radford	*	3.0	4	2	1	1	1	6-3	W
2/25	Siena	1.2	1	1	1	2	1	7-9		
Tot.		1	5.2	5	3	2	3	3	25-12	1-0

#38 TIM DUDLEY

LHP, Jr.

- Has made three appearances in 2012, picking up his first collegiate save Wednesday in a 6-3 victory over Radford
- Made only one appearances as he battled health issues in 2011
- As a freshman, appeared in 11 games, with two starts
- Recorded first win at Liberty in a 9-5 win over High Point on 5/29/10 at the Big South Championship in Rock Hill, S.C. - the victory was the longest outing of his career

CAREER STATISTICS

Year	ERA	W-L	APP-GS	CG	SHO	SV	IP	H	R	ER	BB	SO	OBA
2010	4.56	1-0	11-2	0	0/0	0	23.2	30	15	12	7	19	.313
2011	99.00	0-0	1-0	0	0/0	0	0.1	1	5	5	0	1	.333
2012	0.00	0-0	3-0	0	0/1	1	5.1	3	0	0	0	2	.167
Tot.	5.22	1-0	15-2	0	0/1	1	29.1	34	20	17	7	22	.291

CAREER HIGHS

IP: 5.0, at Winthrop, 5/22/10

Long Start: 4.0, at Winthrop, 5/28/10

Short Start: 4.0, at Winthrop, 5/28/10

Hits: 7, at Winthrop 5/28/10

Runs: 5, at Winthrop, 5/28/10

Strikeouts: 3, 4 times

Walks: 2, 5 times

Liberty Record in App: 8-8

Liberty Record in Starts: 1-1

Dudley Game-By-Game

2010

Date	Opp	GS	IP	H	R	ER	BB	SO	Score	Dec./SV
2/20	at Kennesaw St.	1.0	0	0	0	0	0	1	11-2	
2/28	at UNC Wilmington	1.1	2	0	0	0	0	0	12-2	
3/9	Old Dominion	*	4.0	5	2	2	0	1	3-5	
3/14	St. John's	0.0	3	3	3	0	1	1	6-7	
3/24	at Virginia Tech	1.0	1	0	0	1	3	0-10		
4/13	Elon	4.0	4	0	0	0	5	3-5		
4/17	VMI	2.2	3	0	0	0	2	9-6		
4/20	Duke	1.0	0	0	0	0	1	1-4		
4/21	James Madison	1.1	2	2	1	0	0	12-17		
4/25	at Presbyterian	1.1	4	5	4	0	2	16-9		
5/26	vs. High Point	*	6.0	6	3	2	6	4	9-5	W
Tot.		2	23.2	30	15	12	7	19	82-62	1-0

2011

Date	Opp	GS	IP	H	R	ER	BB	SO	Score	Dec./SV
4/1	at Coast. Carolina	0.1	1	5	5	0	1	1-17		

2012

Date	Opp	GS	IP	H	R	ER	BB	SO	Score	Dec./SV
2/18	vs. Towson	2.0	1	0	0	0	2	12-0		
2/19	at The Citadel	0.2	0	0	0	0	0	11-9		
2/21	Radford	2.2	2	0	0	0	0	6-3	SV	
Tot.		5.1	3	0	0	0	2	29-12	1 SV	

PITCHER NOTES**#55 PATRICK BANKEMPER** RHP, Jr.

- Transfer from Potomac State College
- Member of 2011 JUCO World Series participant and Region XX champions

CAREER STATISTICS

Year	ERA	W-L	APP-GS	CG	SHO	SV	IP	H	R	ER	BB	SO	OBA
2012	11.57	0-0	3-0	0	0/0	0	2.1	6	3	3	3	5	.462

CAREER HIGHS

IP: 1.0, two times

Long Start: N/A

Short Start: N/A

Hits: 2, three times

Runs: 2, Siena, 2/25/12

Strikeouts: 2, two times

Walks: 2, Siena, 2/25/12

Liberty Record in App: 2-1

Liberty Record in Starts: 0-0


Bankemper Game-By-Game**2012**

Date Opp	GS	IP	H	R	ER	BB	SO	Score	Dec./SV
2/19 at The Citadel		1.0	2	1	1	1	2	11-9	
2/22 Radford		0.1	2	0	0	0	1	6-3	
2/25 Siena		1.0	2	2	2	2	2	7-9	
Tot.		2.1	6	3	3	3	5	24-21	



A NEW HOME FOR LIBERTY BASEBALL

CONSTRUCTION TO BEGIN IN SPRING OF 2012




**STADIUM TO BE
LOCATED NEXT TO THE
RECENTLY EXPANDED
WILLIAMS STADIUM.**

The 2012 season will be Liberty baseball's last year at Worthington Stadium. A new baseball facility adjacent to recently expanded Williams Stadium, home of Liberty football, and Osborne

Stadium, home of both Liberty soccer and track & field programs, is set to open for the 2013 home opener. The construction of the new baseball facility is the latest dramatic improvement to athletics facilities at Liberty in recent years. The stadium could eventually seat up to 2,500 spectators and will enhance a developing

athletics corridor at the University.

The intercollegiate baseball stadium will replace Worthington Stadium, which has been the team's home since 1979. Liberty will close out its time at the complex this year with an eight-game homestand from April 24-May 13, highlighted by Big South Conference series against Coastal Carolina and High Point.



OPENING IN 2013



Numerical

No.	Name	Pos.	Cl.	B/T	Hgt.	Wgt.	Hometown/High School (Previous School)
1	Zack Haley	INF	Sr.	R/R	5-9	160	Prescott, Ariz./Prescott (Yavapai)
2	Brooks Roy	RHP	Jr.	R/R	5-10	185	Tacoma, Wash./Franklin Pierce (Edmonds)
3	Josh Richardson	INF/RHP	Jr.	R/R	6-1	175	Chesapeake, Va./Greenbriar Christian
4	Andy Smith	OF	Jr.	L/L	5-9	180	Paulsbo, Wash./North Kitsap (Bellevue)
5	Dalton Sype	INF	Jr.	R/R	6-3	185	Laguna Beach, Calif./Laguna Beach (Saddleback)
6	Shawn Clowers	LHP/OF	Fr.	L/L	5-11	170	Axton, Va./Tunstall
7	Michael Robertson	OF	Sr.	R/R	6-2	215	Everett, Wash./Jackson (Bellevue)
8	Blake Forslund	RHP	Jr.	R/R	6-4	215	Lynchburg, Va./Rustburg (Virginia)
9	Ryan Cordell	OF/RHP	So.	R/R	6-3	185	Sacramento, Calif./Valley Christian
10	Trey Wimmer	1B/C	Jr.	R/R	6-2	215	Greenwood, S.C./Greenwood
11	Jacob Kemmerer	RHP	Sr.	R/R	6-1	180	Issaquah, Wash./Issaquah (Edmonds)
12	Alex Close	C/1B/RHP	Fr.	R/R	6-3	225	Hoover, Ala./Spain Park
13	Trey Lambert	RHP	So.	R/R	6-4	205	Tazewell, Va./Tazewell (Patrick Henry)
14	Carson Herndon	INF/RHP	Fr.	R/R	6-4	215	Salisbury, N.C./Davie County
16	Jared Lyons	LHP	Fr.	L/L	6-0	175	Yorktown, Va./Tabb
17	Ian Parmley	OF/LHP	Sr.	L/L	6-0	175	Maltby, Wash./Monroe (Bellevue)
19	Bryan Aanderud	INF	Jr.	R/R	5-10	195	Fullerton, Calif./La Habra (Cypress)
20	Danny Grauer	C/1B/RHP	So.	R/R	6-3	220	Chesapeake, Va./Hickory (Louisburg)
21	Patrick Eckelbarger	RHP	Sr.	R/R	6-2	200	Indian Shores, Fla./Seminole (St. Petersburg)
22	Tyler Cox	C/1B	Jr.	R/R	6-3	215	Seattle, Wash./Edmonds Woodway (Bellevue)
23	Tony McClendon	OF	Jr.	R/R	6-3	200	San Dimas, Calif./Damien (Fullerton)
24	Justin Sizemore	1B	Jr.	R/R	6-3	230	Newton, N.C./Maiden
25	John Niggli	RHP	Sr.	R/R	6-4	185	Tulare, Calif./Tulare Union (Sequoias)
26	Daniel Brown	RHP	So.	R/R	5-10	175	Raleigh, N.C./Broughton
30	Ashton Perritt	OF/RHP	Fr.	R/R	6-3	194	Whiteland, Ind./Whiteland Community
31	Matt Marsh	RHP	Jr.	R/R	6-4	190	Knoxville, Tenn./Clinton (Chipola)
33	Willi Martin	RHP	So.	R/R	6-4	200	Odessa, Fla./Jesuit
34	Kody Young	RHP	Jr.	L/R	6-5	215	Kennewick, Wash./Kamiakin (Columbia Basin)
35	Adam Parks	RHP	Fr.	R/R	6-3	190	Easton, Md./St Michaels
36	Kyle McKelvey	RHP	Fr.	R/R	5-11	194	St. Michaels, Md./St. Michaels
38	Tim Dudley	LHP	Jr.	S/L	6-0	215	Appomattox, Va./Appomattox County
55	Patrick Bankemper	RHP	Jr.	R/R	6-5	195	Stephens City, Va./Homeschooled (Potomac State)

Head Coach: 37 Jim Toman

Assistant Coach: 42 Garrett Quinn

Assistant Coach: 50 Jason Murray

Assistant Coach: 29 Dustin Umberger

Student Assistant Coach: 39 Matt Hagen

Director of Baseball Operations: Billy Daniels

Alphabetical

- 19 Bryan Aanderud
- 55 Patrick Bankemper
- 26 Daniel Brown
- 12 Alex Close
- 6 Shawn Clowers
- 9 Ryan Cordell
- 22 Tyler Cox
- 38 Tim Dudley
- 21 Patrick Eckelbarger
- 8 Blake Forslund
- 20 Danny Grauer
- 1 Zack Haley
- 14 Carson Herndon
- 11 Jacob Kemmerer
- 13 Trey Lambert
- 16 Jared Lyons
- 31 Matt Marsh
- 33 Willi Martin
- 23 Tony McClendon
- 36 Kyle McKelvey
- 25 John Niggli
- 35 Adam Parks
- 17 Ian Parmley
- 30 Ashton Perritt
- 3 Josh Richardson
- 7 Michael Robertson
- 2 Brooks Roy
- 24 Justin Sizemore
- 4 Andy Smith
- 5 Dalton Sype
- 10 Trey Wimmer
- 34 Kody Young

Pronunciation Guide

Aanderud	And-der-rude	Parmley	Parm-lee
Grauer	Gr-owh-er	Perritt	Par-rett
Haley	Hail-lee	Sype	rhythmnes like with hype
Kemmerer	Khem-mur-er	Toman	Tow-man
McKelvey	Mc-Kell-V		



Breakdown by Position

Pitchers (23)

- Patrick Bankemper (Jr.)
- Daniel Brown (So.)
- Alex Close (Fr.)
- Shawn Clowers (Fr.)
- Ryan Cordell (So.)
- Tim Dudley (Jr.)
- Patrick Eckelbarger (Sr.)
- Blake Forslund (Jr.)
- Danny Grauer (So.)
- Carson Herndon (Fr.)
- Jacob Kemmerer (Sr.)
- Trey Lambert (So.)
- Jared Lyons (Fr.)
- Matt Marsh (Jr.)
- Willi Martin (So.)
- Kyle McKelvey (Fr.)
- John Niggli (Sr.)
- Adam Parks (Fr.)
- Ian Parmley (Sr.)
- Ashton Perritt (Fr.)
- Josh Richardson (Jr.)
- Brooks Roy (Jr.)
- Kody Young (Jr.)

Catchers (4)

- Alex Close (Fr.)
- Tyler Cox (Jr.)
- Danny Grauer (So.)
- Trey Wimmer (Jr.)

Outfielders (7)

- Shawn Clowers (Fr.)
- Ryan Cordell (So.)
- Tony McClendon (Jr.)
- Ian Parmley (Sr.)
- Ashton Perritt (Fr.)
- Michael Robertson (Sr.)
- Andy Smith (Jr.)

Infielders (10)

- Bryan Aanderud (Jr.)
- Alex Close (Jr.)
- Ryan Cordell (So.)
- Danny Grauer (So.)
- Zack Haley (Sr.)
- Carson Herndon (Fr.)
- Josh Richardson (Jr.)
- Justin Sizemore (Jr.)
- Dalton Sype (Jr.)
- Trey Wimmer (Jr.)