



# LIBERTY BASEBALL

## 2012 GAME NOTES

### Statistical Leaders

**Avg:** Bryan Aanderud (.389)  
**2B:** Zack Haley (8)  
**HR:** Andy Smith (3)  
**RBI:** Michael Robertson (20)  
**SB:** Ian Parmley (8)  
**ERA:** John Niggli (0.94)  
**SO:** John Niggli (18)  
**IP:** John Niggli (28.2)  
**SV:** Six Pitchers (1)

### 2012 Schedule/Results

Date	Opponent	Time/Result
2/17	RICHMOND ▲	W/12-0
2/18	TOWSON ▲	W/8-0
2/18	TOWSON ▲	W/12-3
2/19	THE CITADEL ▲	W/11-9
2/22	RADFORD	W/6-3
2/24	SIENA	W/6-2
2/25	SIENA	W/1-0
2/25	SIENA	L/7-9
2/26	SIENA	W/4-2
2/28	#14 VIRGINIA	W/8-0
3/3	COPPIN STATE	W/2-0
3/3	COPPIN STATE	W/14-0
3/4	COPPIN STATE	W/13-1
3/6	OLD DOMINION	W/10-6
3/9	ST. JOHN'S	W/12-2
3/10	ST. JOHN'S	W/7-4
3/16	ST. JOHN'S	W/4-1
3/11	ST. JOHN'S	L/1-3
3/13	BRYANT	L/2-4
3/14	JAMES MADISON	W/9-0
3/16	PRESBYTERIAN *	3 p.m.
3/17	PRESBYTERIAN *	2 p.m.
3/18	PRESBYTERIAN *	1 p.m.
3/20	DUKE	6 p.m.
3/21	OLD DOMINION	3 p.m.
3/23	GARDNER-WEBB *	7 p.m.
3/24	GARDNER-WEBB *	7 p.m.
3/25	GARDNER-WEBB *	2 p.m.
3/27	VCU	6 p.m.
3/30	MARSHALL ●	7 p.m.
3/31	MARSHALL ●	3 p.m.
4/1	MARSHALL ●	1 p.m.
4/4	VCU	6 p.m.
4/6	CAMPBELL *	6 p.m.
4/7	CAMPBELL (DH) *	2 p.m.
4/10	JAMES MADISON	6 p.m.
4/13	WINTHROP *	6 p.m.
4/14	WINTHROP *	3 p.m.
4/15	WINTHROP *	1 p.m.
4/18	NORTH CAROLINA	6 p.m.
4/20	UNC ASHEVILLE *	3 p.m.
4/21	UNC ASHEVILLE *	2 p.m.
4/22	UNC ASHEVILLE *	1 p.m.
4/24	JAMES MADISON	4 p.m.
4/26	COASTAL CAROLINA *	7 p.m.
4/27	COASTAL CAROLINA *	7 p.m.
4/28	COASTAL CAROLINA *	2 p.m.
5/2	NORTH CAROLINA A&T	2 p.m.
5/11	HIGH POINT *	7 p.m.
5/12	HIGH POINT *	7 p.m.
5/13	HIGH POINT *	2 p.m.
5/15	VIRGINIA TECH	5:30 p.m.
5/17	RADFORD *	6:30 p.m.
5/18	RADFORD *	6:30 p.m.
5/19	RADFORD *	2 p.m.
5/22-26	Big South Baseball Championship - High Point, N.C.	
6/1-4	NCAA Regionals	

#### Home Games in Bold

▲ - The Citadel Challenge - Charleston, S.C.

● - at Beckley, W.Va.

\* - Big South Game

(DH) - Doubleheader

All Times Eastern Standard Time



### LIBERTY FLAMES


**Record:** 17-3  
**Big South Record:** 0-0  
**Head Coach:** Jim Toman  
**Career Record:** 162-93-1 (5)  
**Record at Liberty:** Same

### Game Information

**Game 21-23**  
**Presbyterian College**  
 March 16-18, 2012  
 PC Baseball Complex(500)  
 Clinton, S.C.

Friday - 3 p.m.  
 Saturday - 2 p.m.  
 Sunday - 1 p.m.

**Radio:** 90.9 FM Lynchburg -  
 Friday & Saturday  
**Audio:** LibertyFlames.com  
**Video:** LibertyFlames.com -  
 Saturday & Sunday  
**GameTracker:** LibertyFlames.com



### PRESBYTERIAN COLLEGE BLUE HOSE

**Record:** 9-10  
**Big South Record:** 0-0  
**Head Coach:** Elton Pollack  
**Career Record:** 128-274 (8)  
**Record at PC:** Same

### Probable Starting Pitchers

**Friday - Liberty** - RHP John Niggli (4-0) vs. **Presbyterian** - RHP Bud Jeter (1-3)  
**Saturday - Liberty** - RHP Patrick Eckelbarger (3-0) vs.  
**Presbyterian** - Chandler Knox (1-1)  
**Sunday - Liberty** - TBA vs. **Presbyterian** - LHP Beau Dees (1-2)

### Trending

**Last Five Games:** 3-2  
**Batting Avg:** Andy Smith (.263)  
**Last 10 Games:** 8-2  
**Batting Avg:** Andy Smith (.343)  
**Hit Streak:** Alex Close 6 games (.333)

### Quick Hits

- **SERIES WITH LIBERTY:** Liberty leads 9-0. First meeting between Liberty and Presbyterian College was in 2010. Every game has been a Big South Conference contest.
- For the 16th time in 21 years in the Big South, Liberty will start conference play on the road.
- Liberty is 28-28 in Big South opening three-game series.
- Liberty has enjoyed success in Big South Conference under head coach Jim Toman, setting several program records for conference wins. The Flames posted 19 Big South wins in 2010, the most in program history.
- The top three Big South season wins totals by Liberty have all been under Toman. Each have come in the past three seasons (2009, 2010, 2011)
- Liberty enters the weekend second in country with 17 wins. Kentucky leads the nation with 18 wins.
- The Flames are among the nation's elite, allowing 2.5 runs per game. Liberty ranks third in the listing.
- Liberty is 8-2 in the month of March. The Flames are 53-31 (.630) during the month under head coach Jim Toman.
- With a 16-2 record, Liberty posted its best start to a season in program history, bettering a 15-3 record to start the 1979 and 2006 seasons.
- Fueling the run was two winning streaks. Liberty ran off seven consecutive wins to begin 2012 and followed it with a nine-game winning streak, tying the longest by a Flames team at the Division I level.
- Liberty has already eclipsed the program record for shutouts in a season with seven. Previous program record was four.
- Liberty entered the week ranked seventh in the nation with 186 hits through this past Sunday.
- The Flames have collected double-digit hit totals in 13 of its 20 games this season.
- Liberty was picked to finish second in the 2012 Big South Preseason Poll. The Flames have finished second in the conference standings in three of the last four season, including last year.

### Possible Starters

Pos.	#	Player	B/T	AVG.	AB	R	H	2B	3B	HR	RBI	SB
C	10	Trey Wimmer	R/R	.197	76	7	15	2	0	1	11	0
1B	12	Alex Close	R/R	.326	43	6	14	0	1	2	6	1
2B	19	Bryan Aanderud	R/R	.389	72	11	28	4	0	0	19	1
SS	1	Zack Haley	R/R	.324	68	19	23	8	0	0	9	3
3B	5	Dalton Sype	R/R	.246	61	9	15	1	3	0	9	1
LF	17	Ian Parmley	L/L	.321	78	25	25	5	1	0	4	8
CF	4	Andy Smith	L/L	.338	68	27	23	2	2	3	14	3
RF	7	Michael Robertson	R/R	.357	70	19	25	6	0	1	20	7
DH	22	Tyler Cox	R/R	.261	46	8	12	7	0	1	16	0

**2012 Flames Baseball Game Notes**
**Liberty at Presbyterian College, March 16-18**

Tuesday - 13	Wednesday - 14	Thursday - 15	Friday - 16	Saturday - 17	Sunday - 18	Monday -19
<b>BRYANT vs. LIBERTY</b> 3 p.m. Worthington Stadium Lynchburg, Va.	<b>JAMES MADISON vs. LIBERTY</b> 3 p.m. Worthington Stadium Lynchburg, Va.	<b>PRACTICE TBA</b>	<b>LIBERTY vs. PRESBYTERIAN</b> 3 p.m. PC Baseball Complex Clinton, S.C.	<b>LIBERTY vs. PRESBYTERIAN</b> 2 p.m. PC Baseball Complex Clinton, S.C.	<b>LIBERTY vs. PRESBYTERIAN</b> 1 p.m. PC Baseball Complex Clinton, S.C.	<b>OFF DAY</b>

**RESULTS**

Date	Opponent	Score	Pitcher of Record	Save	Time	Overall	Big South
2/17	vs. Richmond ^	W, 12-0	John Niggli (1-0)		2:44	1-0	
2/18	vs. Towson ^	W, 8-0	Patrick Eckelbarger (1-0)		2:39	2-0	
2/18	vs. Towson ^	W, 12-3	Jacob Kemmerer (1-0)		2:38	3-0	
2/19	at The Citadel ^	W, 11-9	Brooks Roy (1-0)	Danny Grauer (1)	3:12	4-0	
2/22	RADFORD	W, 6-3	Kody Young (1-0)	Tim Dudley (1)	2:17	5-0	
2/24	SIENA	W, 6-2	John Niggli (2-0)	Jacob Kemmerer (1)	2:14	6-0	
2/25	SIENA (7 inn.)	W, 1-0	Patrick Eckelbarger (2-0)		1:28	7-0	
2/25	SIENA (7 inn.)	L, 7-9	Jared Lyons (0-1)		2:16	7-1	
2/26	SIENA	W, 4-2	Shawn Lyons (1-0)		2:34	8-1	
2/28	at #14 Virginia	W, 8-0	Blake Forslund (1-0)	Kody Young (1)	3:11	9-1	
3/3	COPPIN STATE	W, 2-0	John Niggli (3-0)		1:48	10-1	
3/3	COPPIN STATE (7 inn.)	W, 14-0	Patrick Eckelbarger (3-0)		1:56	11-1	
3/4	COPPIN STATE	W, 13-1	Brooks Roy (2-0)		2:26	12-1	
3/6	at Old Dominion	W, 10-6	Jacob Kemmerer (2-0)		2:28	13-1	
3/9	ST. JOHN'S	W, 12-2	John Niggli (4-0)		2:19	14-1	
3/10	ST. JOHN'S	W, 7-4	Patrick Bankemper (1-0)	Trey Lambert (1)	2:44	15-1	
3/10	ST. JOHN'S	W, 4-1	Brooks Roy (3-0)	Carson Herndon (1)	2:17	16-1	
3/11	ST. JOHN'S	L, 1-3	Jacob Kemmerer (2-1)		2:52	16-2	
3/13	BRYANT	L, 2-6	Jared Lyons (0-2)		2:27	16-3	
3/16	JAMES MADISON	W, 9-0	Carson Herndon (1-0)		2:19	17-3	

^ = The Citadel Challenge - Charleston, S.C.

\* = Big South Conference Game

**Liberty Under Jim Toman**

YEAR	OVERALL	CONFERENCE
2008	35-26-1	14-7 (2nd)
2009	33-21	17-9 (3rd)
2010	42-19	19-8 (2nd)
2011	35-24	18-9 (2nd)
2012	16-3	-
<b>TOTAL</b>	<b>162-93-1</b>	<b>68-33</b>
	<b>(.635)</b>	<b>(.673)</b>

**MILESTONE WINS**

WIN	SCORE	DATE
1	Liberty 6, Notre Dame 2	2/22/08
50	Liberty 19, High Point 15	3/22/09
100	Liberty 10, Gardner-Webb 7	5/2/10
150	Liberty 6, Radford 3	2/22/12

**Jim Toman**

Jim Toman enters his fifth year at Liberty after posting the highest winning percentage (.617) of any head baseball coach in program history during his first four years in Lynchburg.

The Flames posted a school record for wins with a 42-19 campaign in 2010 and have won 35 or more games in three of his four seasons at the helm of program. Liberty notched a 145-90-1 overall record during his first four seasons on Liberty Mountain. The Flames have also posted a 68-33 Big South mark over the span. His .673 conference winning percentage is the best of any head coach in program history.

This past June, Toman saw seven players from his Flames squad selected during the 2011 Major League Baseball Draft, the most players chosen in a single draft in the 38-year history of the program. The number ties the 2007 and 2010 Coastal Carolina squads for the Big South Conference record for players picked in a single draft.

The impressive strides made by the program have not gone unnoticed. During November of 2010, Rivals.com cited Liberty as one of college baseball's top 10 rising programs.

Toman was named the sixth head coach in the history of the Liberty Baseball program in June 2007, after 11 seasons as the senior member of Ray Tanner's coaching staff at South Carolina. Toman worked a total of 18 years alongside Tanner, dating back to the 1990 season at N.C. State.

During his time at South Carolina, Toman served as recruiting coordinator and coached the catchers. Known as one of the top recruiters in college baseball, the 22-year college coaching veteran was named the 2002 Baseball America/American Baseball Coaches Association Assistant Coach of the Year. Before joining the Gamecock staff in 1996, Toman served under Tanner for seven years at N.C. State.

A native of Monroeville, Pa., Toman is married to the former Ashley McLaughlin of Florence, S.C., and lives in Forest, Va. They have three children - Caroline (14), Charlie Mac (11), and Tucker (8).

**Tracking Liberty****Last Five Games:**

- Liberty is 3-2 in its last five games, hitting .208 as a team. Meanwhile, its opponents have been held to a .187 batting average
- OF Andy Smith hit .263 during the stretch to lead the Flames.
- RHP Patrick Eckelbarger had his consecutive scoreless innings streak come to an end at 19, when he gave up a run in the fourth inning of Liberty's 7-4 win over St. John's, last Saturday.
- Tuesday, RHP Carson Herndon faced 16 batters, one more than the minimum 15 over five scoreless innings to record the victory in his first collegiate start.
- Liberty defeated James Madison, 9-0, Tuesday for its seventh shutout, a school record.

**Last 10 Games:**

- Liberty is 8-2 over its last 10 games
- During the stretch, the Flames posted a 7-2 record at home.
- Smith also has the highest batting average of any Flame during the span (.343) and scored 16 times.
- RHP John Niggli ran his record to 4-0 with two wins, including his first complete game shutout as a Flame on March 3.

**Player Quick Hits**

- OF **Michael Robertson** has at least one hit in 17 out of Liberty's 19 games he had played in. His 10-game hitting streak to begin the year is the longest by a Flame this season.
- Robertson and OF **Andy Smith** have reached safely in every Liberty game they have been involved in this season. Smith has reached in all 20 Liberty contests this season.
- Smith leads the Flames with a .472 on base percentage and 27 runs scored. The OF also leads Liberty with three home runs.
- OF **Ian Parmley** has scored 25 runs. Liberty's leadoff hitter has scored at least one run in 16 games and has plated two or more runs in seven games this season.
- Parmley tied a career high with four hits, including two doubles and a triple in a 12-3 victory over Towson, Feb. 18. His four hits in a game are the most by a Flame this season.
- RHP **John Niggli** was named the Big South Pitcher of the Week for his effort Feb. 26-March 4. It was the second time, the right-hander has earned the weekly honor.
- Niggli was also named Big South Pitcher of the Week for the opening weekend of season, after his performance in a 12-0 win over Richmond on Feb. 17.
- RHP **Patrick Eckelbarger** recorded his first shutout and complete game in a Liberty uniform in a 1-0 win over Siena, Feb. 25. He allowed three hits in the seven-inning game.
- Eckelbarger did not allow a run in his first three outings of the year. The RHP had his scoreless innings streak snapped this past Saturday against St. John's at 19.
- 3B **Dalton Sype** has three triples, the second most in the nation this season.
- C **Trey Wimmer**, who started 93 career games at first base in 2009 and 2010, has returned from injury sustained in 2011. The junior has started every Liberty contest, starting at catcher, first base and third base already this season. Currently, he has taken over Liberty's full-time catching duties.
- 1B **Alex Close** hit the first two home runs of his collegiate career, while 1B **Ryan Cordell** added his first of the year at Old Dominion on March 6. Close drove in four runs in the game. Cordell was the last Liberty freshman to hit his first two home runs in the same game, doing so at South Carolina on April 26, 2011.
- Cordell drove in five runs in Liberty's victory over St. John's, last Friday. The total is a new career-high for the sophomore. He joins DH Tyler Cox and 2B Bryan Aanderud as Flames who have driven in five runs in a game this season.
- 2B **Bryan Aanderud** leads the Flames in hitting with a .389 batting average. The 2B has recorded four three-hit games this season.
- SS **Zack Haley** leads Liberty with seven doubles. The senior hit .538 (7-for-13) over a five-game span, Feb. 23-27.
- Haley, who started 44 games at 2B in 2011, has started every game at shortstop for the Flames this season.
- RHP **Carson Herndon** recorded the win in his first collegiate start on Wednesday against James Madison. Herndon pitched five scoreless innings, facing one more batter than the minimum of 15. He struck out five batters and allowed only one hit.
- Freshman LHP **Jared Lyons** leads the Flames in appearances with eight appearances.
- RHP **Patrick Bankemper** picked up his first win as a Flame with three scoreless innings of relief in Liberty's 7-4 win over St. John's, last Saturday.
- RHP **Blake Forslund**, a transfer from Virginia, and Young each posted firsts in Liberty's win over #14 Virginia, 2/28. Forslund recorded his first win of the year, with 3 2/3 innings of scoreless relief. He struck out five and walked five batters. Young earned his first save in a Liberty uniform in the game. Young did not allow a run over the final three innings.
- RHP **Brooks Roy** has recorded three wins in three appearances this season. Roy's latest win came this past Saturday in Liberty's 4-1 win over St. John's. The junior pitched four scoreless innings, allowing one hit.
- RHP **Trey Lambert** earned the save in Liberty's 7-4 win in the first game of a doubleheader with St. John's, last Saturday. He then was the starter in game two, giving way to Roy in the third inning.

**Big South Conference**

**2011 Final Conference Standings**

	W	L	T	Pct.
Coastal Carolina	20	7		.741
<b>Liberty</b>	<b>18</b>	<b>9</b>		<b>.667</b>
Charleston Southern	15	12		.556
Winthrop	15	12		.556
Gardner-Webb	14	13		.519
Radford	14	13		.519
VMI	14	13		.519
High Point	9	18		.333
Presbyterian	9	18		.333
UNC Asheville	7	20		.259

**2012 Overall Records**

	W	L	T	Pct.
<b>Liberty</b>	<b>17</b>	<b>3</b>	<b>0</b>	<b>.850</b>
Campbell	15	3	0	.833
High Point	12	7	0	.632
Gardner-Webb	10	7	0	.588
Coastal Carolina	9	6	0	.600
Presbyterian	9	10	0	.474
Radford	8	9	0	.471
UNC Asheville	8	9	0	.471
VMI	6	10	0	.375
Charleston So.	5	13	0	.278
Winthrop	3	15	0	.167

**Upcoming Schedule**

**Friday, March 16**

Liberty at Presbyterian	3 p.m.
VMI at UNC Asheville	3 p.m.
Michigan at Coastal Carolina	4 p.m.
Marist at Radford	6 p.m.
Longwood at Campbell	6 p.m.
Rider at Winthrop	6 p.m.
Alabama St. at Gardner-Webb	6 p.m.
High Point at Missouri	7 p.m.

**Saturday, March 17**

Penn at Charleston So. (DH)	11:30 p.m.
Connecticut at Coastal Carolina	1 p.m.
Longwood at Campbell (DH)	1 p.m.
Alabama St. at Gardner-Webb (DH)	1 p.m.
Liberty at Presbyterian	2 p.m.
Marist at Radford	2 p.m.
VMI at UNC Asheville	2 p.m.
High Point at Missouri	3 p.m.
Rider at Winthrop	3 p.m.
Michigan at Coastal Carolina	5 p.m.

**Sunday, March 18**

Alabama St. at Gardner-Webb	1 p.m.
Rider at Winthrop	1 p.m.
VMI at UNC Asheville	1 p.m.
Liberty at Presbyterian	1 p.m.
High Point at Missouri	1 p.m.
Penn at Charleston So.	1 p.m.
Marist at Radford	1 p.m.
UAB at Coastal Carolina	1 p.m.



**Weather Forecast**

**Friday**



Partly Cloudy - 83°  
Wind - SW@9 mph

**Saturday**



Partly Cloudy - 79°  
Wind - WSW@8 mph

**Sunday**




Sunny - 77°  
Wind - E@8 mph

**Series**

**vs. Presbyterian College**

Meeting: 10th  
Last Meeting: Liberty won 5-2 on 4/17/11 at Worthington Stadium  
All-Time Series: Liberty leads 9-0  
Series in Lynchburg: 6-0  
Series in Clinton: 3-0  
Neutral Site: N/A  
Liberty under Jim Toman: 9-0



\* since 1976

- First meeting between Liberty and Presbyterian College was in 2010. Every game has been a Big South Conference contest.

**Liberty Month-by-Month**

	2012	Feb.: 26-9 (.745)	March: 359-282-2 (.568)
Feb: 9-1 (.900)	March: 53-31 (.630)	April: 354-293-1 (.546)	
March: 8-2 (.800)	April: 43-31 (.581)	May/June: 171-131-3 (.566)	
April:	May: 40-22-1 (.643)		
May:	All-Time*		
Under Toman	Feb.: 82-38 (.683)		

\* since 1976

- With their 9-1 record during the month, the Flames have recorded a .500 or better mark during February 21 out of 27 times since 1976 and four out of five years under head coach Jim Toman
- Liberty has averaged 11.25 wins during Toman's tenure in March.

**At Their Best in the 'Burg**

- For the past 33 years, the Lynchburg home of the Flames has been Worthington Stadium. The 2012 season will be the last for the facility.
- The stadium is named for program architect and the first Liberty head baseball coach, Al Worthington.

Liberty at Worthington in 2012: 11-3 (.786)  
During Toman's Tenure: 80-36-1 (.688)  
All-Time Record at Worthington: 552-249-6 (.688)

**Stadium Milestones**

First Game (Know as Liberty Field): March 13, 1979 - Kutztown 9, Liberty 6  
Named Worthington Stadium: May 3, 1986 - Liberty 19, Maryland 3  
First Night: March 28, 2008 - Coastal Carolina 5, Liberty 3 (11 inn.)

**Big South Preseason Poll**

1. Coastal Carolina (10)	120
<b>2. Liberty (1)</b>	<b>98</b>
3. Radford	97
4. Winthrop	76
5. Gardner-Webb	66
6. Charleston Southern	65
7. VMI	64
8. High Point	59
9. Campbell	31
10. Presbyterian College	30
11. UNC Asheville	20

- Liberty has been selected to finish second in the Big South Conference standings this season by the conference's head coaches in the league's annual preseason poll.
- Liberty received one first place vote and garnered 98 points, one more point than Radford, in being selected second.
- Five-time defending Big South champion Coastal Carolina was chosen to finish the year as the conference's top team. The Chanticleers received 10 first-place votes and 120 total points in the poll.

**2012 Record**

at Home .....	11-3
on Road .....	3-0
at a Neutral site .....	3-0
<hr/>	
In Day Games.....	17-3
In Night Games.....	0-0
<hr/>	
Midweek Games.....	4-1
Weekend Games.....	13-2
<hr/>	
When LU Starter pitches 5+ inn. ....	9-2
When LU Starter pitches < 5 inn. ....	8-1
When LU Staff strikes out 10+ .....	3-0
When LU Staff strikes out 12+.....	3-0
<hr/>	
vs. left-handed starter .....	6-0
vs. right-handed starter.....	11-3
<hr/>	
In one-run games .....	1-0
In two-run games .....	3-2
In five-plus run games.....	8-0
Extra innings .....	0-0
<hr/>	
After winning a game.....	14-1
After losing a game.....	1-2
<hr/>	
When LU has 10+ hits .....	12-0
When LU has 15+ hits .....	1-0
<hr/>	
Hit a home run.....	6-0
Do not hit a home run.....	11-3
Opponents do not hit a HR.....	14-1
<hr/>	
Wore red uniforms.....	4-0
Wore white uniforms.....	6-2
Wore blue uniforms .....	0-0
Wore grey uniforms.....	2-0
Wore blue BP tops.....	5-1
<hr/>	
Played on Tuesday.....	2-1
Played on Wednesday.....	2-0
Played on Thursday.....	0-0
Played on Friday.....	3-0
Played on Saturday .....	7-1
Played on Sunday .....	3-1
<hr/>	
Series Openers.....	3-0
Middle Games .....	4-1
Series Finales.....	2-1
<hr/>	
In Virginia.....	13-3
In North Carolina .....	0-0
In South Carolina.....	4-0

**Liberty Versus the Big South**

• Liberty, a 21-year member of the Big South Conference, has compiled a 302-188 (.616) record against the Big South Conference's current membership since 1976.

**Liberty All-Time Against the Big South**

Campbell .....	13-14
Charleston Southern.....	43-21
Coastal Carolina.....	28-50
Gardner-Webb.....	8-3
High Point .....	38-22
Presbyterian .....	9-0
Radford .....	50-28
UNC Asheville.....	41-23
VMI .....	34-11
Winthrop .....	38-38
<b>Total .....</b>	<b>302-188</b>



**Flames in Big South Openers**

• For the 16th time in 21 years in the Big South, Liberty will start conference play on the road.  
 • Liberty is 28-28 in Big South opening three-game series.  
 • Last season, Liberty opened its Big South schedule with a sweep of Charleston Southern in Lynchburg, March 18-20.  
 • Of the 52 games, Liberty has opened conference play on the road 15 times, posting a 16-23 record. The Flames have opened at home five times, going 12-5.

**Liberty During the Toman Era in the Big South**

• Liberty has enjoyed success in Big South Conference under head coach Jim Toman, setting several program records for conference wins.  
 • The Flames posted 19 Big South wins in 2010, the most in program history.  
 • The top three Big South season wins totals by Liberty have all been under Toman. Each have come in the past three seasons (2009, 2010, 2011)

**Big South Records under Toman**

Year	Big South	Overall
<b>2011</b>	18-9	35-24
<b>2010</b>	19-8	42-19
<b>2009</b>	17-9	33-21
<b>2008</b>	14-7	35-26-1

*school records italicized*

**With Ducks on the Pond**

• Liberty enters Friday's game, hitting . with runners in scoring position.  
 • Tyler Cox leads the Flames with a .500 batting average with runners in scoring position. Michael Robertson has also thrive with runners in scoring position with a .464 average.  
 • The Flames have hit .238 with runners in scoring position and two outs, so far in 2012.

**W/Runners in Scoring Position**

	Avg.	AB	Hits	RBIs
Tyler Cox	.500	20	10	14
Michael Robertson	.464	28	13	18
Bryan Aanderud	.371	35	13	19
Zack Haley	.348	23	8	7
Dalton Sype	.333	18	6	9
Andy Smith	.308	26	8	11
<b>Team</b>	<b>.313</b>	<b>256</b>	<b>80</b>	<b>116</b>

**W/Runners in Scoring Position & 2 Outs**

	Avg.	AB	Hits	RBIs
Michael Robertson	.500	10	5	6
Dalton Sype	.300	10	3	5
Tyler Cox	.300	10	3	4
Alex Close	.273	11	3	5
Zack Haley	.250	12	3	5
Ryan Cordell	.250	8	2	5
<b>Team</b>	<b>.232</b>	<b>112</b>	<b>26</b>	<b>37</b>

**Among the Nation's Elite**

• Liberty enters the weekend second in country with 17 wins. Kentucky leads the nation with 18 wins.  
 • Liberty's .850 winning percentage is the ninth best in the nation. Kentucky also leads that category (1.000), as the Wildcats are the only unbeaten team left in NCAA Division I.  
 • The Flames are third nationally in runs allowed per game. Liberty enters the weekend, yielding 2.5 runs per game. Defending National Champion South Carolina is tops in the nation, allowing 1.9 runs per contest.

**Hit Parade**

• Liberty entered the week ranked seventh in the nation with 186 hits through this past Sunday.  
 • The Flames have collected double-digit hit totals in 13 of its 20 games this season.  
 • Liberty's season high has been 16 in an 8-0 victory over Towson at the Citadel Challenge in Charleston, S.C. on Feb. 18.  
 • Liberty's hit total has helped the Flames to outscored their opponents, 149-51. Head Coach Jim Toman's club enters Friday's game at Presbyterian College, averaging 7.5 runs per game.

### 2012 NCAA Rankings (as of 3/11/12)

**Team (288 Ranked)**

Category	Rank	Actual
Batting Average	36	0.309
Scoring	28	7.7
Runs	5	138.0
Hits	7	186.0
Doubles Per Game	66	1.94
Doubles	21	35.0
Triples Per Game	34	0.44
Triples	11	8.0
Home Runs Per Game	94	0.5
Home Runs	59	9.0
Slugging Percentage	42	0.439
Stolen Bases Per Game	87	1.39
Stolen Bases	46	25.0
Base on Balls	129	55.0
Sacrifice Bunts	108	10.0
Hit by Pitch	4	34.0
Sacrifice Flies	8	13.0
Earned Run Average	14	2.37
Strikeouts Per Nine Innings	131	7.2
Hits Allowed Per Nine Innings	26	7.33
Walks Allowed Per Nine Innings	126	3.63
Fielding Percentage	5	0.983
Double Plays Per Game	58	0.94
Double Plays	13	17.0
WL Pct	8	0.889

**Individual – Top 50**

**Runs**

Ian Parmley	3	24.0
Andy Smith	4	23.0

**Hits**

Bryan Aanderud	34	26.0
----------------	----	------

**RBIs**

Bryan Aanderud	34	26.0
----------------	----	------

**Doubles**

Zack Haley	28	7.0
------------	----	-----

**Triples**

Dalton Sype	6	3.0
-------------	---	-----

**Stolen Bases**

Ian Parmley	42	8.0
-------------	----	-----

**Hit By Pitch**

Andy Smith	3	9.0
------------	---	-----

**ERA**

John Niggli	37	0.94
-------------	----	------

**Victories**

John Niggli	5	4.0
Patrick Eckelbarger	30	3.0
Brooks Roy	30	3.0

**Hits Allowed Per Nine Innings**

Patrick Eckelbarger	49	5.14
---------------------	----	------

**Games Started**

Patrick Eckelbarger	15	4.0
John Niggli	15	4.0

**Run Scoring Duo**

- Liberty outfielders Ian Parmley and Andy Smith both entered the week in the top five in the country in runs scored.
- The first two hitters in the Flames' line-up, Parmley was third with 24 runs and Smith was fourth in 23 in the recent NCAA Division I Statistical Report through 3/11.
- The two have helped Liberty post 138 runs through Sunday, the fifth most in Division I.
- Since then, Smith has scored four runs, including three Tuesday against James Madison to take over the Liberty lead with 27. Parmley has 25.
- Parmley led the Flames in 2012 with 48 runs.

**Best Beginning**

- With a 16-2 record, Liberty posed its best start to a season in program history, bettering a 15-3 record to start the 1979 and 2006 seasons.
- This season's start is the best during Jim Toman's five-year tenure. Liberty began 11-1 under Toman in 2010.
- Fueling the run has been two winning streaks. Liberty ran off seven consecutive wins to begin 2012 and followed it with a nine-game winning streak, tying the longest by a Flames team at the Division I level. Liberty teams have tied that mark seven times. The school record is 15 straight by the 1976 team.

**Flames Shatter Program Shutout Record**

- Liberty has recorded seven shutouts, setting a new program record.
- With three consecutive shutouts the week of Feb. 27-March 4, Liberty eclipsed the program record for shutouts in a season with six blankings.
- The 1978, 1981 and 2001 teams each pitched four shutouts in a year to set the previous standard.
- Fifth of Liberty's six shutouts in 2012 have been combined efforts, with seniors John Niggli and Patrick Eckelbarger each recording a complete-game shutout.

**Consecutive Innings Scoreless Streak**

- During the week of Feb. 27-March 4, Liberty did not allow a run for 39 consecutive innings to set a new program record.
- The new mark surpasses the 23 consecutive scoreless innings the Flames posted to begin the year.
- Fueling the streak were Liberty's three consecutive shutouts in a win over No. 14 Virginia and two wins over Coppin State. It is the first time in program history Liberty has pitched three consecutive shutouts.

**Strong Starts in Even Years During Toman's Tenure**

- Liberty has opened each even year during head coach Jim Toman's tenure with at least five straight victories.
- 2012 has been no different with seven-straight wins to start the year.
- The Flames started the season 5-0 in 2008, 9-0 in 2010 and 7-0 in 2012.
- Liberty's 9-0 start in 2010 tied the 1995 Flames team for the best start to any season in program history.

Year	Started Year	First 10	First 20
2012	7-0	9-1	17-3
2011	0-3	3-6	11-9
2010	9-0	9-1	13-7
2009	2-3	7-3	15-5
2008	5-0	7-3	11-9

**Niggli Named Big South Pitcher of the Week for Second Time**

- Right-hander John Niggli was named the Big South Pitcher of the Week for Feb. 27-March 4.
- Niggli also earned the weekly award the opening weekend of the 2012 season, Feb. 17-19.
- The senior recorded his first complete game of the season, allowing just two hits in a 2-0 shutout of Coppin State, last Saturday afternoon to claim his recent weekly honor.
- It was his first career shutout and the team's single-season record fifth of the year.
- Niggli held the Eagles to a .071 batting average, as just four Coppin State batters reached base during the game. The right-hander struck out a career-high 12 batters and walked two in the contest.
- He sat down the side in order in five of the nine innings and finished the contest by retiring nine consecutive hitters.

**2012 LIBERTY BASEBALL**  
**Overall Statistics for Liberty (as of Mar 15, 2012)**  
**(All games Sorted by Batting avg)**

Record: 17-3 Home: 11-3 Away: 3-0 Neutral: 3-0 Big South: 0-0

Player	avg	gp-gs	ab	r	h	2b	3b	hr	rbi	tb	slg%	bb	hp	so	gdp	ob%	sf	sh	sb-att	po	a	e	fld%	
19 AANDERUD, Bryan	.389	20-20	72	11	28	4	0	0	19	32	.444	8	4	3	0	.465	2	1	1-1	46	45	2	.978	
7 ROBERTSON, Michael	.357	19-18	70	19	25	6	0	1	20	34	.486	5	5	11	2	.432	1	0	7-8	29	0	0	1.000	
4 SMITH, Andy	.338	20-20	68	27	23	2	2	3	14	38	.559	10	9	13	0	.472	2	1	3-5	44	2	0	1.000	
1 HALEY, Zack	.324	20-20	68	19	22	8	0	0	9	30	.441	4	2	12	1	.378	0	1	3-5	17	64	1	.988	
17 PARMLEY, Ian	.321	20-20	78	25	25	5	1	0	4	32	.410	15	0	5	0	.426	1	1	8-10	37	2	0	1.000	
5 SYPE, Dalton	.246	20-17	61	9	15	1	3	0	9	22	.361	4	4	11	3	.329	1	3	1-2	14	42	3	.949	
10 WIMMER, Trey	.197	20-20	76	7	15	2	0	1	11	20	.263	0	0	6	2	.192	2	2	0-0	138	16	3	.981	
-----																								
20 GRAUER, Danny	.400	2-2	5	2	2	0	0	0	4	2	.400	0	0	0	1	.333	1	0	0-0	5	1	0	1.000	
30 PERRITT, Ashton	.400	9-1	5	3	2	1	0	0	0	3	.600	2	0	0	0	.571	0	0	2-2	4	0	0	1.000	
24 SIZEMORE, Justin	.385	11-3	13	0	5	2	0	0	0	7	.538	2	2	3	0	.529	0	0	0-0	14	0	0	1.000	
12 CLOSE, Alex	.326	13-10	43	6	14	0	1	2	6	22	.512	2	1	8	3	.370	0	0	1-1	64	2	1	.985	
22 COX, Tyler	.261	16-15	46	8	12	7	0	1	16	22	.478	6	5	12	1	.390	2	0	0-0	4	1	0	1.000	
23 MCCLENDON, Tony	.250	10-0	4	4	1	1	0	0	2	2	.500	2	0	1	0	.500	0	0	0-0	0	0	1	.000	
9 CORDELL, Ryan	.220	19-13	50	9	11	1	1	1	13	17	.340	3	2	6	0	.286	1	1	1-2	95	4	0	1.000	
3 RICHARDSON, Josh	.111	6-1	9	0	1	0	0	0	2	1	.111	1	0	1	0	.200	0	0	0-0	1	4	0	1.000	
14 HERNDON, Carson	.000	1-0	0	0	0	0	0	0	0	0	.000	0	1	0	0	1.000	0	0	0-0	0	0	0	.000	
Totals	.301	20	668	149	201	40	8	9	129	284	.425	64	35	92	13	.385	13	10	27-36	522	196	11	.985	
Opponents	.219	20	617	51	135	15	2	7	47	175	.284	68	14	140	16	.310	2	8	6-17	486	216	51	.932	

LOB - Team (155), Opp (136). DPs turned - Team (18), Opp (16). IBB - Team (2), SMITH, A. 1, PARMLEY, I. 1, Opp (3). Picked off - HALEY, Z. 1, SYPE, D. 1, SMITH, A. 1.

**(All games Sorted by Earned run avg)**

Player	era	w-l	app	gs	cg	sho	sv	ip	h	r	er	bb	so	2b	3b	hr	b/avg	wp	hp	bk	sfa	sha
25 NIGGLI, John	0.94	4-0	4	4	1	1/1	0	28.2	24	3	3	5	24	4	0	1	.231	1	0	0	0	0
21 ECKELBARGER, Patrick	1.29	3-0	4	4	1	1/2	0	21.0	12	3	3	7	18	1	0	0	.169	0	2	0	0	1
-----																						
14 HERNDON, Carson	0.00	1-0	4	1	0	0/3	1	10.1	5	0	0	4	12	1	0	0	.139	0	0	0	0	0
38 DUDLEY, TIM	0.00	0-0	4	1	0	0/2	1	7.2	4	0	0	0	3	0	0	0	.154	0	0	0	1	0
2 ROY, Brooks	0.00	3-0	3	0	0	0/0	0	6.0	2	0	0	1	3	0	0	0	.118	0	0	0	0	1
30 PERRITT, Ashton	0.00	0-0	2	0	0	0/2	0	2.0	1	0	0	2	2	0	0	0	.143	0	0	0	0	0
20 GRAUER, Danny	0.00	0-0	2	0	0	0/1	1	2.0	0	0	0	1	2	0	0	0	.000	0	0	0	0	0
33 MARTIN, Willi	0.00	0-0	2	0	0	0/1	0	2.0	1	0	0	2	2	0	0	0	.167	0	1	0	0	1
26 BROWN, Daniel	1.59	0-0	5	0	0	0/1	0	5.2	3	1	1	2	6	0	0	0	.158	0	2	0	0	0
8 FORSLUND, Blake	1.93	1-0	6	0	0	0/2	0	9.1	6	2	2	11	9	1	0	0	.188	1	0	0	0	0
6 CLOWERS, Shawn	2.45	1-0	5	0	0	0/0	0	7.1	4	2	2	4	6	1	0	1	.154	1	0	0	0	0
13 LAMBERT, Trey	3.00	0-0	5	2	0	0/0	1	9.0	5	3	3	2	5	0	1	1	.172	0	1	0	1	1
34 YOUNG, Kody	3.09	1-0	7	1	0	0/2	1	11.2	10	5	4	7	9	3	0	0	.244	1	1	0	0	2
11 KEMMERER, Jacob	3.26	2-1	5	3	0	0/0	1	19.1	18	9	7	7	12	2	0	1	.250	0	2	0	0	0
16 LYONS, Jared	3.57	0-2	8	2	0	0/1	0	17.2	14	8	7	4	10	2	0	2	.230	1	1	0	0	1
55 BANKEMPER, Patrick	4.70	1-0	6	0	0	0/0	0	7.2	12	4	4	5	14	0	0	0	.353	1	3	0	0	0
17 PARMLEY, Ian	12.46	0-0	1	1	0	0/0	0	4.1	8	6	6	1	2	0	0	1	.444	0	0	0	0	1
12 CLOSE, Alex	19.29	0-0	2	1	0	0/1	0	2.1	6	5	5	3	1	0	1	0	.462	0	1	0	0	0
Totals	2.43	17-3	20	20	2	7/5	6	174.0	135	51	47	68	140	15	2	7	.219	6	14	0	2	8
Opponents	6.28	3-17	20	20	1	0/0	2	162.0	201	149	113	64	92	40	8	9	.301	17	35	4	13	10

PB - Team (1), WIMMER, T. 1, Opp (2). Pickoffs - Team (1), WIMMER, T. 1, Opp (3). SBA/ATT - WIMMER, T. (6-16), BROWN, D. (2-3), ECKELBARGER (2-3), NIGGLI, J. (0-3), KEMMERER, J. (0-2), COX, T. (0-1), FORSLUND, B. (1-1), PARMLEY, I. (0-1), ROY, B. (0-1), YOUNG, K. (0-1), BANKEMPER, P (0-1), LYONS, J. (1-1).

PLAYER GAME-BY-GAME BATTING

AB-R-H-RBI

Opponent	Date	#19 AANDERU	#12 CLOSE,A	#9 CORDELL	#22 COX,T	#20 GRAUER,D	#1 HALEY,Z	#23 MCLEND	#17 PARMLEY,I	#30 PERRITT,A	#3 RICHARDS	#7 ROBERTS	#24 SIZEMORE	#4 SMITH,A	#5 SYPE,D	#10 WIMMER,T
Richmond	02-17-12	5-0-3-1	.....	4-0-0-0	4-0-2-2	4-1-1-3	4-2-2-0	Def	4-2-2-0	0-0-0-0	1-0-0-0	4-3-3-3	1-0-0-0	2-3-1-1	1-0-0-0	5-1-0-0
Towson	02-18-12	5-0-2-1	1-0-0-0	5-0-1-0	4-0-2-1	1-1-1-1	4-1-1-0	1-0-0-0	5-2-2-0	Def	1-0-0-0	5-1-3-3	Def	5-1-1-1	3-1-1-0	5-1-2-0
Towson	02-18-12	3-1-2-1	4-0-1-0	0-1-0-0	4-2-3-5	.....	4-1-0-0	Def	5-3-4-0	Def	1-0-0-0	4-3-1-2	1-0-1-0	4-1-1-1	5-0-1-1	5-0-0-0
The Citadel	02-19-12	4-1-1-1	1-1-1-1	3-2-1-1	3-0-0-1	.....	4-1-2-1	0-1-0-0	6-1-2-0	.....	.....	3-1-2-0	Def	4-1-1-1	4-1-2-3	4-1-2-2
Radford	02-22-12	4-0-1-0	.....	2-0-0-0	3-1-0-0	.....	3-1-1-1	.....	3-0-0-0	.....	.....	4-1-1-0	.....	4-2-3-2	3-0-1-0	2-1-1-1
Siena	02-24-20	4-1-3-2	4-1-2-0	.....	2-1-0-0	.....	3-0-1-1	.....	5-1-2-0	.....	.....	5-1-1-0	.....	2-1-1-1	2-0-0-0	4-0-1-1
Siena	02-25-20	2-0-0-0	.....	1-0-0-0	3-0-1-1	.....	2-0-1-0	.....	2-0-0-0	.....	.....	3-1-1-0	1-0-1-0	3-0-1-0	2-0-0-0	2-0-0-0
Siena	02-25-20	3-1-3-1	.....	4-0-2-2	4-1-1-1	.....	2-2-1-0	0-1-0-0	4-1-2-0	Def	.....	4-1-1-1	.....	2-0-0-1	3-0-0-0	2-0-1-1
Siena	02-26-20	2-0-1-0	.....	4-2-1-0	3-0-0-0	.....	3-0-3-2	.....	4-0-0-1	.....	.....	5-0-1-0	.....	4-0-1-0	3-0-1-1	4-2-2-0
Virginia	02-28-12	5-0-1-1	1-0-0-0	4-1-1-0	3-2-1-1	.....	4-1-1-1	Def	5-1-1-0	.....	.....	4-0-2-1	0-0-0-0	3-2-1-0	5-1-1-1	5-0-2-2
Coppin State	03-03-12	2-0-0-0	3-0-1-0	0-1-0-0	0-0-0-1	.....	3-0-0-0	.....	2-1-0-0	.....	.....	3-0-0-0	3-0-0-0	3-0-0-0	2-0-1-1	3-0-0-0
Coppin State	03-03-12	5-1-2-2	2-1-0-0	3-1-1-2	.....	.....	2-2-2-1	1-0-0-0	3-2-0-1	.....	.....	2-0-1-1	1-2-1-2	1-0-1-0	1-2-1-1	3-1-1-3
Coppin State	03-04-12	5-1-3-5	5-0-2-1	1-0-0-0	.....	.....	3-1-0-0	0-1-0-1	4-3-3-1	0-1-0-0	1-0-0-0	4-1-1-0	3-0-1-0	4-3-2-1	4-2-1-0	3-0-0-0
OLD DOMINION	03-06-12	3-1-0-1	5-2-3-4	4-1-1-2	.....	.....	4-1-1-1	.....	6-1-2-1	.....	.....	3-1-0-0	.....	5-2-3-1	3-1-1-0	5-0-3-0
St. John's	03-08-12	3-1-2-2	5-1-1-0	5-0-2-5	.....	.....	4-2-2-0	.....	3-3-1-0	0-1-0-0	.....	4-1-2-4	.....	3-2-1-1	2-1-0-0	5-0-0-0
St. John's	03-10-12	5-0-0-1	.....	4-0-1-0	1-0-0-0	.....	4-2-1-0	.....	4-2-1-0	.....	.....	4-0-1-1	3-0-1-0	4-3-2-1	4-0-1-0	4-0-0-0
St. John's	03-10-12	4-0-2-0	.....	4-0-0-1	4-1-1-0	.....	3-0-0-0	.....	3-1-1-0	.....	.....	4-2-2-0	.....	3-0-0-0	4-0-1-1	3-0-0-1
St. John's	03-11-12	2-0-0-0	4-0-1-0	Def	4-0-0-0	.....	4-1-1-0	.....	3-0-1-0	Def	.....	5-0-1-1	.....	3-0-0-0	3-0-1-0	4-0-0-0
Bryant	03-13-12	1-1-0-0	3-0-1-0	2-0-0-0	1-0-0-0	.....	4-0-0-0	1-0-0-0	4-0-0-0	1-0-1-0	.....	1-0-1-2	.....	4-1-1-0	4-0-0-0	4-0-0-0
James Madison	03-14-12	5-2-2-0	5-0-1-0	Def	3-0-1-3	.....	4-1-2-1	1-1-1-1	3-1-1-0	4-1-1-0	3-0-0-1	.....	0-0-0-0	5-3-2-1	Def	4-0-0-0



**MISCELLANEOUS STATS**

<b>Multiple Hit Games</b>	<b>2</b>	<b>3</b>	<b>4</b>	<b>5+</b>	<b>Total</b>
19 AANDERUD, Bryan	6	4	-	-	10
17 PARMLEY, Ian	6	1	1	-	8
1 HALEY, Zack	5	1	-	-	6
7 ROBERTSON, Micha	4	2	-	-	6
10 WIMMER, Trey	4	1	-	-	5
4 SMITH, Andy	3	2	-	-	5
12 CLOSE, Alex	2	1	-	-	3
22 COX, Tyler	2	1	-	-	3
5 SYPE, Dalton	2	-	-	-	2
9 CORDELL, Ryan	2	-	-	-	2
TEAM	36	13	1	0	50

<b>Multiple RBI Games</b>	<b>2</b>	<b>3</b>	<b>4</b>	<b>5+</b>	<b>Total</b>
7 ROBERTSON, Micha	3	2	1	-	6
19 AANDERUD, Bryan	3	-	-	1	4
9 CORDELL, Ryan	3	-	-	1	4
22 COX, Tyler	1	1	-	1	3
10 WIMMER, Trey	2	1	-	-	3
12 CLOSE, Alex	-	-	1	-	1
5 SYPE, Dalton	-	1	-	-	1
1 HALEY, Zack	1	-	-	-	1
20 GRAUER, Danny	-	1	-	-	1
4 SMITH, Andy	1	-	-	-	1
TEAM	14	6	2	3	25

<b>Hitting Streaks</b>	<b>Longest</b>	<b>Current</b>
7 ROBERTSON, Micha	10	5
4 SMITH, Andy	7	2
1 HALEY, Zack	7	1
19 AANDERUD, Bryan	6	1
12 CLOSE, Alex	6	6
17 PARMLEY, Ian	6	1
5 SYPE, Dalton	6	-
9 CORDELL, Ryan	4	-
22 COX, Tyler	3	1
24 SIZEMORE, Justin	3	3
10 WIMMER, Trey	3	-
30 PERRITT, Ashton	2	2
20 GRAUER, Danny	2	2
3 RICHARDSON, Josh	1	-
23 MCCLENDON, Tony	1	1

<b>Reached Base Streaks</b>	<b>Longest</b>	<b>Current</b>
4 SMITH, Andy	20	20
7 ROBERTSON, Micha	19	19
5 SYPE, Dalton	11	-
22 COX, Tyler	10	4
1 HALEY, Zack	10	1
17 PARMLEY, Ian	9	1
12 CLOSE, Alex	8	8
19 AANDERUD, Bryan	8	4
9 CORDELL, Ryan	8	-
24 SIZEMORE, Justin	3	3
10 WIMMER, Trey	3	-
30 PERRITT, Ashton	2	2
20 GRAUER, Danny	2	2
23 MCCLENDON, Tony	1	1
3 RICHARDSON, Josh	1	1

**2012 LIBERTY BASEBALL**  
**Games Summary for Liberty (as of Mar 15, 2012)**  
**(All games)**

<b>Score by innings</b>	<b>1</b>	<b>2</b>	<b>3</b>	<b>4</b>	<b>5</b>	<b>6</b>	<b>7</b>	<b>8</b>	<b>9</b>	<b>Total</b>
Liberty	24	16	20	13	8	21	15	24	8	149
Opponents	4	8	6	3	7	7	8	4	4	51

**Record when ...**

Overall	17-3	After 6 leading	15-0
Conference	0-0	..... trailing	1-2
Non-Conference	17-3	..... tied	1-1
Home games	11-3	After 7 leading	14-0
Away games	3-0	..... trailing	1-2
Neutral site	3-0	..... tied	0-0
Day games	17-3	After 8 leading	14-0
Night games	0-0	..... trailing	1-2
vs Left starter	6-0	..... tied	0-0
vs Right starter	11-3		
1-Run games	1-0	Hit 0 home runs	11-3
2-Run games	3-2	... 1 home run	4-0
5+Run games	8-0	... 2+ home runs	2-0
Extra innings	0-0		
Shutouts	7-0	Opponent 0 home runs	13-1
		..... 1 home run	4-1
Scoring 0-2 runs	2-2	..... 2+ HRs	0-1
..... 3-5 runs	2-0		
..... 6-9 runs	6-1	Made 0 errors	9-1
..... 10+ runs	7-0	.... 1 error	8-1
		.... 2+ errors	0-1
Opponent 0-2 runs	12-0		
..... 3-5 runs	3-1	Opp. made 0 errors	3-0
..... 6-9 runs	2-2	..... 1 error	2-1
..... 10+ runs	0-0	..... 2+ errors	12-2
Scored in 1st inning	9-1	Out-hit opponent	12-0
Opp. scored in 1st	2-1	Out-hit by opponent	4-1
Scores first	13-0	Hits are tied	1-2
Opp. scores first	4-3		

**Record when team scores:**

Runs	0	1	2	3	4	5	6	7	8	9	10+
W-L	0-0	1-1	1-1	0-0	2-0	0-0	2-0	1-1	2-0	1-0	7-0

**Record when opponent scores:**

Runs	0	1	2	3	4	5	6	7	8	9	10+
W-L	7-0	2-0	3-0	2-1	1-0	0-0	1-1	0-0	0-0	1-1	0-0

**Record when leading after:**

Inn.	1	2	3	4	5	6	7	8
W-L	8-1	8-0	13-0	15-0	15-0	15-0	14-0	14-0

**Record when trailing after:**

Inn.	1	2	3	4	5	6	7	8
W-L	0-0	1-2	2-2	1-3	2-3	1-2	1-2	1-2

**Record when tied after:**

Inn.	1	2	3	4	5	6	7	8
W-L	9-2	8-1	2-1	1-0	0-0	1-1	0-0	0-0

Current winning streak: 1  
 Longest winning streak: 9  
 Longest losing streak: 2

Home attendance : 2947 ( 11 dates avg = 267 )  
 Away attendance : 4155 ( 6 dates avg = 692 )  
 Total attendance: 7102 ( 17 dates avg = 417 )



**STARTERS BY POSITION**

<b>Date</b>	<b>OPP</b>	<b>C</b>	<b>1B</b>	<b>2B</b>	<b>3B</b>	<b>SS</b>	<b>LF</b>	<b>CF</b>	<b>RF</b>	<b>DH</b>
2/17	Richmond	Grauer	Cordell	Aanderud	Wimmer	Haley	Parmley	Smith	Robertson	Cox
2/18	Towson	Grauer	Cordell	Aanderud	Wimmer	Haley	Parmley	Smith	Robertson	Cox
2/18	Towson	Wimmer	Close	Aanderud	Sype	Haley	Parmley	Smith	Robertson	Cox
2/19	The Citadel	Cox	Wimmer	Aanderud	Sype	Haley	Cordell	Smith	Robertson	Parmley
2/22	RADFORD	Wimmer	Cordell	Aanderud	Sype	Haley	Parmley	Smith	Robertson	Cox
2/24	SIENA	Wimmer	Close	Aanderud	Sype	Haley	Parmley	Smith	Robertson	Cox
2/25	SIENA	Wimmer	Sizemore	Aanderud	Sype	Haley	Parmley	Smith	Robertson	Cox
2/25	SIENA	Wimmer	Cordell	Aanderud	Sype	Haley	Parmley	Smith	Robertson	Cox
2/26	SIENA	Wimmer	Cordell	Aanderud	Sype	Haley	Parmley	Smith	Robertson	Cox
2/28	Virginia	Wimmer	Cordell	Aanderud	Sype	Haley	Parmley	Smith	Robertson	Cox
3/3	COPPIN ST.	Wimmer	Close	Aanderud	Sype	Haley	Parmley	Smith	Robertson	Cox
3/3	COPPIN ST.	Wimmer	Cordell	Aanderud	Sype	Haley	Parmley	Smith	Robertson	Close
3/4	COPPIN ST.	Wimmer	Close	Aanderud	Sype	Haley	Parmley	Smith	Robertson	Sizemore
3/6	Old Dominion	Wimmer	Cordell	Aanderud	Sype	Haley	Parmley	Smith	Robertson	Close
3/9	St. John's	Wimmer	Cordell	Aanderud	Sype	Haley	Parmley	Smith	Robertson	Close
3/10	St. John's	Wimmer	Cordell	Aanderud	Sype	Haley	Parmley	Smith	Robertson	Sizemore
3/10	St. John's	Wimmer	Cordell	Aanderud	Sype	Haley	Parmley	Smith	Robertson	Cox
3/11	St. John's	Wimmer	Close	Aanderud	Sype	Haley	Parmley	Smith	Robertson	Cox
3/13	BRYANT	Wimmer	Close	Aanderud	Sype	Haley	Parmley	Smith	Cordell	Cox
3/14	JMU	Wimmer	Close	Aanderud	Richardson	Haley	Parmley	Smith	Perritt	Cox

**STARTERS BY BATTING ORDER**

<b>Date</b>	<b>OPP</b>	<b>1</b>	<b>2</b>	<b>3</b>	<b>4</b>	<b>5</b>	<b>6</b>	<b>7</b>	<b>8</b>	<b>9</b>
2/16	Richmond	Parmley	Smith	Robertson	Grauer	Cox	Aanderud	Cordell	Wimmer	Haley
2/17	Towson	Parmley	Smith	Robertson	Grauer	Cox	Aanderud	Cordell	Wimmer	Haley
2/17	Towson	Parmley	Smith	Robertson	Cox	Aanderud	Close	Wimmer	Sype	Haley
2/18	The Citadel	Parmley	Smith	Robertson	Cox	Aanderud	Cordell	Wimmer	Sype	Haley
2/16	RADFORD	Parmley	Smith	Robertson	Cox	Aanderud	Cordell	Wimmer	Sype	Haley
2/24	SIENA	Parmley	Smith	Robertson	Cox	Aanderud	Wimmer	Close	Sype	Haley
2/25	SIENA	Parmley	Smith	Robertson	Cox	Aanderud	Wimmer	Sizemore	Sype	Haley
2/25	SIENA	Parmley	Smith	Roberston	Cox	Aanderud	Wimmer	Cordell	Sype	Haley
2/26	SIENA	Parmley	Smith	Robertson	Cox	Aanderud	Wimmer	Cordell	Sype	Haley
2/28	Virginia	Parmley	Smith	Robertson	Cox	Aanderud	Wimmer	Cordell	Sype	Haley
3/3	COPPIN ST.	Parmley	Smith	Robertson	Cox	Aanderud	Wimmer	Close	Sype	Haley
3/3	COPPIN ST.	Parmley	Smith	Robertson	Aanderud	Cordell	Close	Wimmer	Sype	Haley
3/4	COPPIN ST.	Parmley	Smith	Robertson	Aanderud	Sizemore	Close	Wimmer	Sype	Haley
3/6	Old Dominion	Parmley	Smith	Robertson	Aanderud	Cordell	Close	Wimmer	Sype	Haley
3/9	St. John's	Parmley	Smith	Robertson	Aanderud	Close	Cordell	Wimmer	Sype	Haley
3/10	St. John's	Parmley	Smith	Robertson	Aanderud	Sizemore	Cordell	Wimmer	Sype	Haley
3/10	St. John's	Parmley	Smith	Robertson	Cox	Aanderud	Cordell	Wimmer	Sype	Haley
3/11	St. John's	Parmley	Smith	Robertson	Cox	Aanderud	Close	Wimmer	Sype	Haley
3/13	BRYANT	Parmley	Smith	Aanderud	Cox	Close	Cordell	Wimmer	Sype	Haley
3/14	JMU	Parmley	Smith	Aanderud	Cox	Close	Richardson	Wimmer	Perritt	Haley

**PITCHERS' TALLY -****LIBERTY RECORD BY STARTING PITCHER**

PITCHER	RECORD	PCT.
Patrick Eckelbarger	4-0	1.000
John Niggli	4-0	1.000
Tim Dudley	1-0	1.000
Carson Herndon	1-0	1.000
Trey Lambert	2-0	1.000
Ian Parmley	1-0	1.000
Kody Young	1-0	1.000
Jacob Kemmerer	2-1	.667
Jared Lyons	1-1	.500
Alex Close	0-1	.000

**STARTERS' RUN SUPPORT**

PITCHER	STARTS	AVG.
<b>Patrick Eckelbarger</b>	<b>4</b>	<b>7.5</b>
<b>High:</b> 14 vs. Coppin State (3/3)		
<b>Low:</b> 1 vs. Siena (2/25)		
<b>John Niggli</b>	<b>4</b>	<b>8.0</b>
<b>High:</b> 12 vs. Richmond (2/17)		
<b>Low:</b> 2 vs. Coppin State (3/3)		
<b>Jacob Kemmerer</b>	<b>3</b>	<b>7.6</b>
<b>High:</b> 12 vs. Towson (2/18)		
<b>Low:</b> 1 vs. St. John's (3/11)		
<b>Trey Lambert</b>	<b>2</b>	<b>4.0</b>
<b>High:</b> 4 vs. Siena (2/26), St. John's (3/10)		
<b>Low:</b> 4 vs. Siena (2/26), St. John's (3/10)		
<b>Jared Lyons</b>	<b>2</b>	<b>9.5</b>
<b>High:</b> 13 vs. Coppin State (3/4)		
<b>Low:</b> 6 vs. Bryant (3/13)		
<b>Alex Close</b>	<b>1</b>	<b>7.0</b>
<b>High:</b> 7 vs. Siena (2/25)		
<b>Low:</b>		
<b>Tim Dudley</b>	<b>1</b>	<b>8.0</b>
<b>High:</b> 8 at Virginia (2/28)		
<b>Low:</b>		
<b>Carson Herndon</b>	<b>1</b>	<b>9.0</b>
<b>High:</b> 9 vs. James Madison (3/14)		
<b>Low:</b>		
<b>Ian Parmley</b>	<b>1</b>	<b>11.0</b>
<b>High:</b> 11 at The Citadel (2/19)		
<b>Low:</b>		
<b>Kody Young</b>	<b>1</b>	<b>6.0</b>
<b>High:</b> 6 Radford (2/22)		
<b>Low:</b>		

**BIG INNINGS FOUR-PLUS RUNS****LIBERTY**

DATE	OPP	INN.	RUNS	RESULT
2/17	vs. Richmond	1	4	W, 12-0
2/17	vs. Richmond	8	4	W, 12-0
2/19	at The Citadel	9	7	W, 11-9
3/3	COPPIN STATE	2	10	W, 14-0
3/4	COPPIN STATE	8	6	W, 13-1
3/6	at Old Dominion	1	4	W, 10-6
3/6	at Old Dominion	3	4	W, 10-6
3/9	St. John's	5	4	W, 12-2
3/10	St. John's	8	4	W, 12-2

**OPPONENT**

DATE	OPP	INN.	RUNS	RESULT
2/19	at The Citadel	5	6	W, 11-9
2/25	SIENA	2	4	L, 7-9

**HOME RUN LISTING**

DATE	PLAYER	OPP.	INN.	ON BASE	OUT	RESULT
2/18	Tyler Cox	vs. Towson	6	1	0	W, 12-3
2/18	Michael Robertson	vs. Towson	7	1	2	W, 12-3
2/19	Trey Wimmer	The Citadel	6	1	1	W, 11-9
2/23	Andy Smith	RADFORD	3	1	2	W, 6-3
3/6	Alex Close	at Old Dominion	1	2	2	W, 10-6
3/6	Ryan Cordell	at Old Dominion	3	1	1	W, 10-6
3/6	Alex Close	at Old Dominion	3	0	1	W, 10-6
3/9	Andy Smith	St. John's	1	0	1	W, 12-2
3/10	Andy Smith	St. John's	6	0	2	W, 7-4

**2012 LIBERTY BASEBALL**  
**Team Game-by-Game for Liberty (as of Mar 15, 2012)**  
**Batting (All games)**

Date	Opponent	ab	r	h	rbi	2b	3b	hr	bb	ibb	sb	cs	hbp	sac	sf	gdp	k	po	a	e	avg
02-17-12	vs Richmond	39	12	14	10	2	0	0	2	0	3	0	2	1	1	1	5	27	10	1	.359
02-18-12	vs Towson	45	8	16	7	4	0	0	1	0	2	1	0	0	0	0	6	27	10	0	.357
02-18-12	vs Towson	40	12	14	10	6	1	2	5	0	3	0	0	0	0	1	8	27	5	0	.355
02-19-12	at The Citadel	36	11	14	11	3	1	1	2	0	1	0	6	0	2	3	2	27	12	0	.363
02-22-12	RADFORD	28	6	8	4	1	0	1	0	0	2	1	2	2	1	0	5	27	14	1	.351
02-24-2012	SIENA	31	6	11	5	5	0	0	2	0	0	2	4	1	1	0	3	27	12	0	.352
02-25-2012	SIENA	21	1	5	1	3	0	0	1	1	0	0	0	0	0	0	4	21	7	1	.342
02-25-2012	SIENA	28	7	11	7	1	0	0	2	0	0	0	2	2	1	2	3	21	9	1	.347
02-26-2012	SIENA	32	4	10	4	0	1	0	3	0	1	1	2	2	1	0	7	27	9	0	.343
02-28-12	at Virginia	39	8	11	7	2	1	0	4	0	1	0	1	0	0	0	5	27	9	1	.336
03-03-12	COPPIN STATE	24	2	2	2	0	1	0	4	0	2	0	1	0	2	0	0	27	8	1	.320
03-03-12	COPPIN STATE	28	14	12	14	1	1	0	6	0	1	0	4	0	2	1	0	21	5	0	.327
03-04-12	COPPIN STATE	37	13	13	9	1	1	0	5	0	1	1	1	0	0	1	4	27	12	1	.329
03-06-12	at OLD DOMINION	38	10	14	10	2	1	3	3	0	3	0	2	2	1	1	6	27	11	1	.333
03-08-12	ST. JOHN'S	34	12	11	12	1	0	1	6	0	4	1	3	0	0	0	8	27	14	1	.332
03-10-12	ST. JOHN'S	37	7	8	3	1	0	1	3	1	0	0	0	0	0	1	4	27	8	0	.324
03-10-12	ST. JOHN'S	32	4	7	3	1	0	0	1	0	1	1	1	0	1	0	7	27	7	0	.318
03-11-12	ST. JOHN'S	32	1	5	1	1	0	0	5	0	0	0	3	0	0	1	9	27	10	2	.309
03-13-12	BRYANT	30	2	4	2	1	0	0	5	0	0	1	1	0	0	1	4	27	15	0	.301
03-14-12	JAMES MADISON	37	9	11	7	4	0	0	4	0	2	0	0	0	0	0	2	27	9	0	.301
Totals		668	149	201	129	40	8	9	64	2	27	9	35	10	13	13	92	522	196	11	.301

## 2012 LIBERTY BASEBALL

Team Game-by-Game for Liberty (as of Mar 15, 2012)

Pitching (All games)

Date	Opponent	ip	h	r	er	bb	so	2b	3b	hr	wp	bk	hbp	dp	ibb	score	w-l	sv	era
02-17-12	vs Richmond	9.0	6	0	0	4	6	2	0	0	0	0	0	1	0	12-0	1-0	0	0.00
02-18-12	vs Towson	9.0	6	0	0	2	8	0	0	0	0	0	1	1	0	8-0	2-0	0	0.00
02-18-12	vs Towson	9.0	6	3	3	4	5	1	0	0	0	0	1	1	0	12-3	3-0	0	1.00
02-19-12	at The Citadel	9.0	13	9	9	4	5	0	0	1	0	0	3	3	1	11-9	4-0	1	3.00
02-22-12	RADFORD	9.0	10	3	2	3	4	2	0	0	1	0	0	0	0	6-3	5-0	2	2.80
02-24-2012	SIENA	9.0	13	2	2	0	7	1	0	0	0	0	0	4	0	6-2	6-0	3	2.67
02-25-2012	SIENA	7.0	3	0	0	2	6	0	0	0	0	0	0	0	0	1-0	7-0	3	2.36
02-25-2012	SIENA	7.0	11	9	8	9	3	0	1	0	1	0	1	0	1	7-9	7-1	3	3.18
02-26-2012	SIENA	9.0	2	2	2	3	4	0	1	0	0	0	0	0	0	4-2	8-1	3	3.04
02-28-12	at Virginia	9.0	2	0	0	6	9	0	0	0	1	0	0	1	0	8-0	9-1	4	2.72
03-03-12	COPPIN STATE	9.0	2	0	0	2	12	0	0	0	1	0	0	0	0	2-0	10-1	4	2.46
03-03-12	COPPIN STATE	7.0	3	0	0	1	12	0	0	0	0	0	0	0	0	14-0	11-1	4	2.29
03-04-12	COPPIN STATE	9.0	4	1	0	3	12	0	0	0	0	0	2	1	0	13-1	12-1	4	2.11
03-06-12	at OLD DOMINION	9.0	18	6	5	7	5	3	0	1	0	0	0	2	0	10-6	13-1	4	2.33
03-08-12	ST. JOHN'S	9.0	8	2	2	1	8	2	0	1	0	0	0	1	0	12-2	14-1	4	2.30
03-10-12	ST. JOHN'S	9.0	9	4	4	5	8	1	0	0	0	0	2	2	0	7-4	15-1	5	2.41
03-10-12	ST. JOHN'S	9.0	6	1	1	2	5	0	0	1	0	0	0	0	0	4-1	16-1	6	2.33
03-11-12	ST. JOHN'S	9.0	5	3	3	5	5	1	0	1	0	0	1	0	1	1-3	16-2	6	2.37
03-13-12	BRYANT	9.0	7	6	6	2	8	2	0	2	2	0	2	1	0	2-6	16-3	6	2.56
03-14-12	JAMES MADISON	9.0	1	0	0	3	8	0	0	0	0	0	1	0	0	9-0	17-3	6	2.43
Totals		174.0	135	51	47	68	140	15	2	7	6	0	14	18	3	149-51	17-3	6	2.43



**PLAYER NOTES**

**#1 ZACK HALEY**

**INF**

SEASON: .324  
BIG SOUTH:

LAST 5: .211  
LAST 10: .324

- Has started all every game at shortstop this season
- Has made only one error in 81 chances
- Leads the Flames with eight doubles
- Had his first three-hit game of the year vs. Siena, 2/26
- Started 44 games at second base in 2011

**CAREER STATISTICS**

Year	Avg.	GP-GS	AB	R	H	2B	3B	HR	RBI	SLG%	BB	SO	OB%	SB-A
2011	.284	48-48	148	28	42	10	1	2	19	.405	8	33	.376	9-12
2012	.324	20-20	68	19	22	8	0	0	9	.441	4	12	.378	3-5
<b>TOT</b>	<b>.296</b>	<b>68-68</b>	<b>216</b>	<b>47</b>	<b>64</b>	<b>18</b>	<b>1</b>	<b>2</b>	<b>28</b>	<b>.417</b>	<b>12</b>	<b>45</b>	<b>.377</b>	<b>12-17</b>

**SEASON HIGHS**

HITS: 3, Siena, 2/26  
 RUNS: 2, three times  
 RBI: 2, Siena, 2/26  
 HIT STREAK: 7 games, 2/19-28

**CAREER HIGHS:**

HITS: 3, five times  
 RUNS: 2, eight times  
 RBI: 3, Charleston Southern, 03/19/11  
 HIT STREAK: 9 games, 4/9-4/23/11

**#3 JOSH RICHARDSON**

**INF/RHP**

SEASON: .167  
BIG SOUTH:

LAST 5: .333  
LAST 10: .333

- After pitching exclusively in 2011, in competition to start at shortstop
- Played 15 games, with 10 starts at shortstop as a freshman in 2010

**CAREER STATISTICS**

Year	Avg.	GP-GS	AB	R	H	2B	3B	HR	RBI	SLG%	BB	SO	OB%	SB-A
2010	.205	15-10	39	11	8	2	0	2	7	.410	9	7	.333	1-1
2012	.167	5-0	6	0	1	0	0	0	1	.167	0	1	.167	0-0
<b>TOT</b>	<b>.200</b>	<b>20-10</b>	<b>45</b>	<b>11</b>	<b>9</b>	<b>2</b>	<b>0</b>	<b>2</b>	<b>8</b>	<b>.378</b>	<b>9</b>	<b>8</b>	<b>.316</b>	<b>1-1</b>

**SEASON HIGHS**

HITS: 1, Coppin State, 3/3  
 RUNS: N/A  
 RBI: 1, Coppin State, 3/3  
 HIT STREAK: N/A

**CAREER HIGHS:**

HITS: 2, at High Point, 3/20/09  
 RUNS: 1, three times  
 RBI: 2, at High Point, 3/20/09  
 HIT STREAK: 6 games, 2/28-3/12/10

**#4 ANDY SMITH**

**OF**

SEASON: .338  
BIG SOUTH:

LAST 5: .263  
LAST 10: .343

- Has started every Liberty game in center field this season
- Leads Flames with 27 runs scored and three home runs
- Has reached base safely in every Liberty game
- Hit .438 and scored team-high nine times over five games for the week of 2/29-3/6
- Transfer from Bellevue College, where he earned first team All-NWAACC North Region and academic honors

**CAREER STATISTICS**

Year	Avg.	GP-GS	AB	R	H	2B	3B	HR	RBI	SLG%	BB	SO	OB%	SB-A
2012	.338	20-20	68	27	23	2	2	3	14	.559	10	13	.472	3-5

**SEASON/CAREER HIGHS**

HITS: 3, two times  
 RUNS: 3, two times  
 RBI: 2, vs. Radford 2/22  
 HIT STREAK: 7 games, 2/17-25

**#5 DALTON SYPE**

**INF**

SEASON: .246  
BIG SOUTH:

LAST 5: .200  
LAST 10: .267

- Started 17 games - all at third base
- Had a career-long six game hit streak, 2/26-3/6
- Has three triples in 2012
- Had the big blow, a bases-loaded triple, in Liberty's seven-run ninth inning to erase a 9-5 deficit in an 11-9 win over The Citadel (2/19).
- Played in 10 games, with seven starts in 2011, before receiving a medical redshirt

**CAREER STATISTICS**

Year	Avg.	GP-GS	AB	R	H	2B	3B	HR	RBI	SLG%	BB	SO	OB%	SB-A
2011	.276	10-7	29	3	8	0	0	0	6	.276	1	3	.290	1-2
2012	.246	20-17	61	9	15	1	3	0	9	.361	4	11	.329	1-2
<b>TOT</b>	<b>.256</b>	<b>30-24</b>	<b>90</b>	<b>12</b>	<b>23</b>	<b>1</b>	<b>3</b>	<b>0</b>	<b>15</b>	<b>.333</b>	<b>5</b>	<b>14</b>	<b>.317</b>	<b>2-4</b>

**SEASON HIGHS**

HITS: 2, at The Citadel, 2/19  
 RUNS: 2, two times  
 RBI: 3, at The Citadel, 2/19  
 HIT STREAK: 6 games, 2/26-3/6

**CAREER HIGHS:**

HITS: 3, Binghamton, 3/4/11  
 RUNS: 2, three times  
 RBI: 3, at The Citadel, 2/19  
 HIT STREAK: 6 games, 2/26/12-3/6/12

## PLAYER NOTES

**#7 MICHAEL ROBERTSON****OF****SEASON:** .357**LAST 5:** .357**BIG SOUTH:****LAST 10:**.310

- Has at least one hit in 17 out of Liberty's 19 games he had played
- Has reached safely in all 19 games
- Leads Flames with 20 RBIs
- Had a 10-game hitting streak, the longest of any Liberty player this season, 2/17-28
- Had two or more hits in three of Liberty's four games at The Citadel Challenge, 2/17-19
- Opened the year with back-to-back three hit games against Richmond and Towson, 2/17-2/18
- Has been an outfield starter since joining the Flames in 2009
- Liberty team captain
- Last Liberty hitter to have five hits in a game, going 5-fo-5 against UNC Asheville on 5/7/11

**CAREER STATISTICS**

Year	Avg.	GP-GS	AB	R	H	2B	3B	HR	RBI	SLG%	BB	SO	OB%	SB-A
2010	.337	54-53	178	39	60	13	4	4	43	.522	12	16	.429	4-7
2011	.316	58-58	215	39	68	12	2	2	35	.419	14	11	.383	18-22
2012	.357	19-18	70	19	25	6	0	1	20	.486	5	11	.432	7-8
<b>TOT</b>	<b>.330</b>	<b>131-129</b>	<b>463</b>	<b>97</b>	<b>153</b>	<b>31</b>	<b>6</b>	<b>7</b>	<b>96</b>	<b>.469</b>	<b>31</b>	<b>78</b>	<b>.408</b>	<b>29-37</b>

**SEASON HIGHS****HITS:** 3, two times**RUNS:** 3, two times**RBI:** 4, St. John's, 3-9**HIT STREAK:** 10 games, 2/17-28**CAREER HIGHS:****HITS:** 5, UNC Asheville, 5/7/11**RUNS:** 3, 7 times**RBI:** 4, three times**HIT STREAK:** 10 games, two times**#9 RYAN CORDELL****OF/1B/RHP****SEASON:** .220**LAST 5:** .100**BIG SOUTH:****LAST 10:**.217

- Has made 13 starts - two in the outfield and 11 at first base
- Had a career-high five RBIs against St. John's, 3/9
- Hit first home run of the season at Old Dominion, 3/6
- Played in 24 games in 2011 - 12 in the outfield and seven as the designated hitter and five appearances as a pitcher
- Made first collegiate start against James Madison on 4/6/11
- Made nine starts in the outfield in 2011
- Hit his first two collegiate home runs at South Carolina on 4/26/11

**CAREER STATISTICS**

Year	Avg.	GP-GS	AB	R	H	2B	3B	HR	RBI	SLG%	BB	SO	OB%	SB-A
2011	.255	19-15	55	9	14	2	0	2	6	.400	2	15	.300	2-2
2012	.229	17-12	48	9	11	1	1	1	13	.354	3	6	.296	1-2
<b>TOT</b>	<b>.245</b>	<b>36-28</b>	<b>105</b>	<b>18</b>	<b>25</b>	<b>3</b>	<b>1</b>	<b>3</b>	<b>19</b>	<b>.371</b>	<b>5</b>	<b>21</b>	<b>.293</b>	<b>3-4</b>

**SEASON HIGHS****HITS:** 2, Siena 2/25**RUNS:** 2, two times**RBI:** 5, St. John's, 3/9**HIT STREAK:** 4 games, 2/25-28**CAREER HIGHS:****HITS:** 3, New Orleans, 5/01/11**RUNS:** 2, five times**RBI:** 5, St. John's, 3/9**HIT STREAK:** 7 games, 5/11-5/27**#10 TREY WIMMER****C/1B****SEASON:** .197**LAST 5:** .000**BIG SOUTH:****LAST 10:**.105

- Has started every Liberty game this season, starting two games at third base, one at first base and 17 at catcher
- Currently, Liberty's starting catcher
- Posted first three-hit game of the season at Old Dominion, 3/6
- Hit a two-run home run in Liberty's win over The Citadel, 2/19
- Received medical redshirt in 2011
- Liberty team captain
- Tied a Liberty record for doubles in a game with three, driving in five runs and scoring twice in a 9-7 victory over George Mason on 3/30/10

**CAREER STATISTICS**

Year	Avg.	GP-GS	AB	R	H	2B	3B	HR	RBI	SLG%	BB	SO	OB%	SB-A
2009	.299	53-50	184	28	55	6	0	6	32	.429	14	26	.361	0-0
2010	.249	59-43	173	19	43	14	0	4	35	.399	12	28	.309	0-2
2012	.197	20-20	76	7	15	2	0	1	11	.263	0	6	.192	0-0
<b>TOT</b>	<b>.261</b>	<b>132-113</b>	<b>433</b>	<b>54</b>	<b>113</b>	<b>22</b>	<b>0</b>	<b>11</b>	<b>78</b>	<b>.388</b>	<b>26</b>	<b>60</b>	<b>.312</b>	<b>0-2</b>

**SEASON HIGHS****HITS:** 3, at Old Dominion, 3/6**RUNS:** 2, Siena, 2/26**RBI:** 3, Coppin State 3/3**HIT STREAK:** 3 games, 2/25-28**CAREER HIGHS:****HITS:** 4, three times**RUNS:** 2, eleven times**RBI:** 5, two times**HIT STREAK:** 8 games, 3/28-4/7/09**#12 ALEX CLOSE****C/1B/RHP****SEASON:** .326**LAST 5:** .250**BIG SOUTH:****LAST 10:**.313

- Has made 10 starts this season - seven at first base, three as the designated hitter and one as a pitcher
- Hit the first two home runs of his collegiate career at Old Dominion, 3/6
- Also had career-highs with three hits and four RBIs in the game
- Set single-season school RBI record with 60 as a senior at Spain Park HS in Hoover, Ala.
- Named to all-state, all-metro, All Over the Mountain, All-Shelby County and all-metro teams as a senior
- 2011 Preseason Under Armour All-American

**CAREER STATISTICS**

Year	Avg.	GP-GS	AB	R	H	2B	3B	HR	RBI	SLG%	BB	SO	OB%	SB-A
2012	.326	13-10	43	6	14	0	1	2	6	.512	2	8	.370	1-1

**SEASON/CAREER HIGHS****HITS:** 3, Old Dominion, 3/6**RUNS:** 2, Old Dominion, 3/6**RBI:** 4, Old Dominion, 3/6**HIT STREAK:** 6 games, 3/4-3/14

## PLAYER NOTES

**#17 IAN PARMLEY**

SEASON: .321

BIG SOUTH:

OF/LHP

LAST 5: .250

LAST 10: .313

- Has had two or more hits in eight games
- Has scored at least one run in 15 games and has plated two or more runs in seven games this season
- Had a team-leading 10 hits during The Citadel Challenge, 2/17-19
- Had two or more hits in each of his first four games, including a four-hit game against Towson, 2/18
- Was Liberty's starting pitcher on 2/19 against The Citadel. It was the first time Parmley has pitched for the Flames
- Played in 55 games, with 54 starts - 50 of his starts came as an outfielder in 2011
- Hit out of the leadoff spot in 54 games for Liberty last season

## SEASON HIGHS

HITS: 4, vs. Towson, 2/18

RUNS: 3, three times

RBI: 1, four times

HIT STREAK: 6 games, 3/4-3/11

## CAREER HIGHS:

HITS: 4, two times

RUNS: 3, four times

RBI: 2, Radford, 5/19/11

HIT STREAK: 8 games, 5/5-5/19/11

## CAREER STATISTICS

Year	Avg.	GP	GS	AB	R	H	2B	3B	HR	RBI	SLG%	BB	SO	OB%	SB	A
2011	.314	55	54	210	48	66	8	4	0	19	.390	25	33	.384	27	37
2012	.321	20	20	78	25	25	5	1	0	4	.410	15	5	.426	8	10
TOT	.316	75	74	288	73	91	13	5	0	23	.396	40	38	.396	35	47

**#20 BYRAN AANDERUD**

SEASON: .389

BIG SOUTH:

LAST 5: .235

LAST 10: .314

- Has started every game at 2B in 2012
- Leads Flames in batting average and hits
- Entered the week 34th in the nation in hits
- Has recorded four three-hit games
- Drove in a season-high five runs against Coppin State, 3/4
- Transfer from Cypress.

## CAREER STATISTICS

Year	Avg.	GP	GS	AB	R	H	2B	3B	HR	RBI	SLG%	BB	SO	OB%	SB	A
2012	.389	20	20	72	11	28	4	0	0	19	.444	8	3	.465	1	1

## SEASON/CAREER HIGHS

HITS: 3, five times

RUNS: 1, eight times

RBI: 5, Coppin State, 3/4

HIT STREAK: 6 games, 2/17-24

**#21 DANNY GRAUER**

SEASON: .400

BIG SOUTH:

C/1B/RHP

LAST 5: .000

LAST 10: .000

- Liberty's opening day starting catcher
- Also recorded the first save of the year for the Flames.
- Transfer from Louisburg, where he played one year
- Named to the 2011 Region X first team

## CAREER STATISTICS

Year	Avg.	GP	GS	AB	R	H	2B	3B	HR	RBI	SLG%	BB	SO	OB%	SB	A
2012	.400	2	2	5	2	2	0	0	0	4	.400	0	0	.333	0	0

## SEASON HIGHS/CAREER HIGHS

HITS: 1, two times

RUNS: 1, two times

RBI: 3, vs. Richmond, 2/17

HIT STREAK: 2 games, 2/17-18

**#22 TYLER COX**

SEASON: .261

BIG SOUTH:

OF

LAST 5: .154

LAST 10: .154

- Has made 15 starts - 14 at designated hitter and one at catcher
- Had three RBIs in 9-0 win over James Madison, 3/14
- Had a strong first weekend as a Flame at The Citadel Challenge, 2/17-19, hitting .467 with a .933 slugging pct. over four games. Five of seven hits were for extra bases (4 doubles and on home run).
- Had a team-high nine RBIs on the weekend, including five against Towson on Feb. 18.
- Transfer from Bellevue, where he played two seasons
- Named to All-NWAACC, North Region and NWAACC All-Tournament first teams

## CAREER STATISTICS

Year	Avg.	GP	GS	AB	R	H	2B	3B	HR	RBI	SLG%	BB	SO	OB%	SB	A
2012	.261	16	15	46	8	12	7	0	1	16	.478	6	12	.390	0	0

## SEASON/CAREER HIGHS

HITS: 3, vs. Towson, 2/18

RUNS: 2, two times

RBI: 5, vs. Towson, 2/18

HIT STREAK: 3 games, 2/17-18

**#23 TONY MCCLENDON**

SEASON: .250

BIG SOUTH:

OF

LAST 5: .500

LAST 10: .333

- Has been in 10 games
- Played in five games, with two starts in 2011, before receiving a medical redshirt
- One start came as the designated hitter and the other in the outfield in 2011

## CAREER STATISTICS

Year	Avg.	GP	GS	AB	R	H	2B	3B	HR	RBI	SLG%	BB	SO	OB%	SB	A
2011	.000	5	2	7	2	0	0	0	0	0	.000	1	6	.300	0	0
2012	.250	10	0	4	4	0	0	0	0	2	.500	2	1	.500	0	0
TOT	.250	15	2	11	6	0	0	0	0	2	.500	3	7	.375	0	0

## SEASON HIGHS

HITS: 1, James Madison, 3/14

RUNS: 1, seven times

RBI: 1, two times

Hit Streak: 1 games, 3/14

## CAREER HIGHS

HITS: 1, James Madison, 3/14

RUNS: 1, seven times

RBI: 1, two times

Hit Streak: 1 games, 3/14

**PLAYER NOTES****#24 JUSTIN SIZEMORE****1B****SEASON:** .385**LAST 5:** .333**BIG SOUTH:****LAST 10:** .300

- Has made three starts this season - one at first base and two as the designated hitter
- Made first start of year, a 1-0 win over Siena, 2/25
- Played in 38 games, with 31 starts - 24 of his starts came as Liberty's designated hitter and seven starts at first base in 2011
- Was 2-for-3 with walk, a home run, four RBIs and two runs scored in a 12-2 victory over Binghamton, 3/4/11

**CAREER STATISTICS**

Year	Avg.	GP-GS	AB	R	H	2B	3B	HR	RBI	SLG%	BB	SO	OB%	SB-A
2010	.143	18-4	21	0	3	1	0	0	4	.190	4	9	.296	0-0
2011	.231	38-31	104	16	24	4	0	4	15	.385	13	25	.325	1-1
2012	.385	11-3	13	0	5	2	0	0	0	.538	2	3	.529	0-0
<b>TOT</b>	<b>.232</b>	<b>67-38</b>	<b>138</b>	<b>16</b>	<b>32</b>	<b>7</b>	<b>0</b>	<b>4</b>	<b>19</b>	<b>.370</b>	<b>19</b>	<b>37</b>	<b>.341</b>	<b>1-1</b>

**SEASON HIGHS****HITS:** 1, four times**RUNS:** N/A**RBI:** N/A**HIT STREAK:** 2 games, two times**CAREER HIGHS:****HITS:** 2, eight times**RUNS:** 2, three times**RBI:** 4, Binghamton, 3/4/11**HIT STREAK:** 3 games, 3/5-3/11/11**#30 ASHTON PERRITT****OF/RHP****SEASON:** .400**LAST 5:** .400**BIG SOUTH:****LAST 10:** .400

- Received first collegiate start against James Madison, 3/14
- Had first collegiate hit, a double, against Bryant, 3/13
- Has also pitched this season in a relief role
- 2010 and 2011 Johnson County Player of the Year at Whiteland Community High School
- Three-time all-county and conference player

**CAREER STATISTICS**

Year	Avg.	GP-GS	AB	R	H	2B	3B	HR	RBI	SLG%	BB	SO	OB%	SB-A
2012	.400	9-1	5	3	2	1	0	0	0	.600	2	0	.571	2-2

**SEASON/CAREER HIGHS****HITS:** 1, two times**RUNS:** 1, three times**RBI:** N/A**HIT STREAK:** 2 games, 3/13-14

# PITCHER

## #25 JOHN NIGGLI

Senior, RHP  
Tulare, Calif.



### John Niggli Career Statistics

Year	ERA	W-L	APP-GS	CG	SHO	SV	IP	H	R	ER	BB	SO	OBA
2011	3.69	4-4	15-13	1	0/1	0	85.1	85	39	35	16	43	.264
2012	0.94	4-0	4-4	1	1/1	0	28.2	24	3	3	5	24	.231
Tot.	3.00	8-4	19-17	2	1/2	0	114.0	109	42	28	21	67	.256

- Two-time Big South Pitcher of the Week (Weeks 2/17-19 & 2/27-3/4)
- Posted first complete-game shutout at Liberty in a 2-0 win over Coppin State, 3/3. Allowed two hits and only four men to reach base.
- Struck out career single-game high 12 batters against Coppin State
- Recorded opening-season win over Richmond on Feb. 17. Allowed four hits over six innings.
- Appeared in 15 games, starting 13 contests in first year with Flames in 2011
- Recorded first win at Liberty in a 9-1 win at North Florida (2/24/11)
- Spent two years at College of the Sequoias

#### CAREER HIGHS

**IP:** 9.0, Two times

**Long Start:** 9.0, Two times

**Short Start:** 4.0, vs. Binghamton, 3/5/11

**Hits:** 10, Siena, 2/24/12

**Runs:** 6, vs. Binghamton, 3/5/11

**Strikeouts:** 12, Coppin State, 3/3/12

**Walks:** 2, Eight times

**Liberty Record in App:** 11-8

**Liberty Record in Starts:** 11-6

### NIGGLI GAME BY GAME

#### 2011

Date	OPPONENT	GS	IP	H	R	ER	BB	SO	WP	HBP	Score	Dec/Sv	ERA	
2/18	at Mercer		0.2	0	0	0	0	0	0	0	4-6		0.00	
2/25	at North Florida		1.2	0	0	0	0	0	0	0	0-5		0.00	
2/27	at North Florida	*	6.0	4	1	1	2	5	0	1	9-1	W	1.08	
3/5	Binghamton	*	4.0	8	6	6	2	0	0	0	7-12	L	5.11	
3/11	vs. Monmouth	*	7.0	6	2	2	0	1	0	1	4-3	W	4.19	
3/19	Charleston So.	*	9.0	5	1	1	2	4	1	0	5-1	W	3.18	
3/25	Winthrop	*	8.2	7	2	1	2	7	0	1	1-2	L	2.68	
4/2	Coastal Carolina	*	5.2	7	4	4	1	2	0	2	4-5		3.16	
4/9	at High Point	*	8.0	3	0	0	1	2	1	2	9-0	W	2.66	
4/15	Presbyterian	*	6.2	6	5	4	1	4	0	0	6-5		2.98	
4/22	at VMI	*	6.1	7	2	2	2	6	0	0	3-2		2.97/	
5/5	UNC Asheville	*	6.2	8	2	2	2	3	0	0	3-2		2.94	
5/13	at Gardner-Webb	*	5.1	9	4	4	0	2	0	0	4-5		3.21	
5/19	Radford	*	4.1	8	5	5	1	1	0	1	4-5	L	3.60	
5/27	Gardner-Webb	*	5.1	7	5	3	0	6	1	2	1-5	L	3.69	
<b>Totals</b>			<b>13</b>	<b>85.1</b>	<b>85</b>	<b>39</b>	<b>35</b>	<b>16</b>	<b>43</b>	<b>3</b>	<b>10</b>	<b>64-59</b>	<b>4-4</b>	<b>3.69</b>

#### 2012

2/17	vs. Richmond	*	6.0	4	0	0	2	4	0	0	12-0	W	0.00	
2/24	Siena	*	5.2	10	1	1	0	2	0	0	6-2	W	0.77	
3/3	Coppin State	*	9.0	2	0	0	2	12	1	0	2-0	W	0.44	
3/9	St. John's	*	8.0	8	2	2	1	6	0	0	12-2	W	0.94	
<b>Totals</b>			<b>4</b>	<b>28.2</b>	<b>24</b>	<b>3</b>	<b>3</b>	<b>5</b>	<b>24</b>	<b>1</b>	<b>0</b>	<b>32-4</b>	<b>4-0</b>	<b>0.44</b>



# PITCHER

## #21 PATRICK ECKELBARGER

Senior, RHP  
Indian Shores, Fla.



### Patrick Eckelbarger Career Statistics

Year	ERA	W-L	APP-GS	CG	SHO	SV	IP	H	R	ER	BB	SO	OBA
2011	11.50	1-3	11-2	0	0/0	0	18.0	38	25	23	11	11	.418
2012	1.29	3-0	4-4	1	1/2	0	21.0	12	3	3	7	18	.169
<b>Tot.</b>	<b>6.00</b>	<b>4-3</b>	<b>15-6</b>	<b>1</b>	<b>1/2</b>	<b>0</b>	<b>39.0</b>	<b>50</b>	<b>28</b>	<b>26</b>	<b>18</b>	<b>29</b>	<b>.309</b>

- Did not allow a run for 19 innings to begin 2012.
- Recorded his first complete-game shutout, in a seven-inning 1-0 win over Siena, 2/25
- Made 11 appearances in first season with Liberty in 2011 - two which were starts
- Recorded first win at Liberty in a 9-6 win over Binghamton on 3/5/11
- Transferred to Liberty after two seasons at St. Petersburg

#### CAREER HIGHS

**IP:** 7.0, Siena, 2/25/12

**Short Start:** 1.1, at Maryland, 3/16/11

**Hits:** 7, Two times

**Runs:** 5, at Maryland, 3/16/11

**Strikeouts:** 6, Two times

**Walks:** 4, St. John's, 3/4/12

**Liberty Record in App:** 9-6

**Liberty Record in Starts:** 5-1


### ECKELBARGER GAME BY GAME

#### 2011

Date	OPPONENT	GS	IP	H	R	ER	BB	SO	WP	HBP	Score	Dec/Sv	ERA
2/18	at Mercer		0.1	2	2	2	2	0	0	0	4-6	L	54.00
2/19	at Mercer		2.0	4	1	1	1	2	0	1	5-17		11.57
2/27	at North Florida		1.2	0	0	0	0	1	0	0	9-1		6.75
3/2	at Virginia Tech		0.2	3	4	2	0	0	0	0	1-9		9.64
3/5	Binghamton	*	4.0	5	2	2	0	2	1	1	9-6	W	7.27
3/16	at Maryland	*	1.1	7	5	5	2	1	0	0	5-10	L	10.80
3/29	at VCU		1.0	2	0	0	0	0	0	0	11-1		9.82
4/6	James Madison		4.2	7	4	4	3	3	1	0	12-16		9.19
4/10	at High Point		0.2	3	1	1	0	0	0	0	14-9		9.37
4/19	at William & Mary		0.2	1	3	3	3	1	0	0	5-11	L	10.59
5/25	vs Gardner-Webb		1.0	4	3	3	0	1	0	0	13-5		11.50
<b>Totals</b>		<b>2</b>	<b>18.0</b>	<b>38</b>	<b>25</b>	<b>23</b>	<b>11</b>	<b>11</b>	<b>2</b>	<b>0</b>	<b>88-91</b>	<b>1-3</b>	<b>11.50</b>

#### 2012

2/18	vs. Towson	*	5.0	4	0	0	1	4	0	1	8-0	W	0.00
2/25	Siena	*	7.0	3	0	0	2	6	0	0	1-0	W	0.00
3/3	Coppin State	*	4.0	1	0	0	0	6	0	0	14-0	W	0.00
3/4	St. John's	*	5.0	4	3	3	4	2	0	1	7-4		1.29
<b>Totals</b>		<b>4</b>	<b>21.0</b>	<b>12</b>	<b>3</b>	<b>3</b>	<b>7</b>	<b>18</b>	<b>0</b>	<b>2</b>	<b>30-4</b>	<b>3-0</b>	<b>1.29</b>



# PITCHER

## #11 JACOB KEMMERER

Senior, RHP  
Issaquah, Wash.



### Jacob Kemmerer Career Statistics

Year	ERA	W-L	APP-GS	CG	SHO	SV	IP	H	R	ER	BB	SO	OBA
2011	3.10	0-0	15-1	0	0/1	0	29.0	24	12	10	11	20	.224
2012	3.26	2-1	5-3	0	0/0	1	19.1	18	9	7	7	18	.250
<b>Tot.</b>	<b>3.17</b>	<b>2-1</b>	<b>20-4</b>	<b>0</b>	<b>0/1</b>	<b>1</b>	<b>48.1</b>	<b>42</b>	<b>21</b>	<b>17</b>	<b>18</b>	<b>38</b>	<b>.236</b>

- Recorded his first save at Liberty, with 3 /3 innings in win over Siena, 2/26.
- Won first start of year and at Liberty against Towson, 2/18/12
- Appeared in 15 games in first year with Flames in 2011
- 14 of his appearances were in relief
- Transfer from Edmonds College
- 2010 All-NWAACC North Region first team member

#### CAREER HIGHS

**IP:** 5.1, vs. Towson, 2/18/12

**Long Start:** 5.1, vs. Towson, 2/18/12

**Short Start:** 0.0, at Maryland, 3/15/11

**Hits:** 6, at Old Dominion, 3/6/12

**Runs:** 3, Two times

**Strikeouts:** 5, Siena, 2/24/12

**Walks:** 3, Three times

**Liberty Record in App:** 11-8

**Liberty Record in Starts:** 3-0

### KEMMERER GAME BY GAME

#### 2011

Date	OPPONENT	GS	IP	H	R	ER	BB	SO	WP	HBP	Score	Dec/Sv	ERA
2/19	at Mercer		1.0	0	0	0	0	1	0	0	2-7	-	0.00
2/26	at North Florida		2.1	2	1	0	2	1	0	0	5-8	-	0.00
3/8	William & Mary		4.1	5	2	1	0	1	0	0	9-10	-	1.17
3/15	at Maryland	*	0.0	1	3	3	3	0	0	0	11-4	-	4.70
3/29	at VCU		2.0	2	0	0	1	2	0	0	11-1	-	3.72
4/9	at High Point		1.0	0	0	0	0	2	0	0	9-0	-	3.38
4/10	at High Point		2.2	3	2	2	3	0	0	0	14-9	-	4.05
4/17	Presbyterian		1.0	1	0	0	0	0	0	0	7-1	-	3.77
4/19	at William & Mary		2.1	3	0	0	0	3	0	0	5-11	-	3.24
4/23	at VMI		1.0	1	0	0	0	2	0	0	1-3	-	3.06
4/26	at South Carolina		0.0	1	2	2	1	0	0	0	6-9	-	4.08
5/1	New Orleans		4.0	0	0	0	1	3	0	0	5-2	-	3.32
5/17	VCU		3.2	3	1	1	0	2	0	0	8-7	-	3.20
5/20	Radford		1.0	1	1	1	0	1	0	0	1-3	-	3.42
5/27	Gardner-Webb		2.2	1	0	0	0	2	0	0	1-5	-	3.10
<b>Totals</b>		<b>1</b>	<b>29.0</b>	<b>24</b>	<b>12</b>	<b>10</b>	<b>11</b>	<b>20</b>	<b>1</b>	<b>0</b>	<b>95-80</b>	<b>0-0</b>	<b>3.10</b>

#### 2012

2/18	vs. Towson	*	5.1	5	3	3	3	2	0	0	12-3	W	5.06
2/24	Siena		3.1	3	1	1	0	5	0	0	6-2	SV	4.15
3/4	Coppin State		1.0	2	1	0	0	1	0	1	13-1	-	3.72
3/6	at Old Dominion	*	3.0	6	2	1	2	0	0	1	10-6	W	3.55
3/5	St. John's	*	6.2	2	2	2	2	4	0	0	1-3	L	.250
<b>Totals</b>		<b>3</b>	<b>19.1</b>	<b>18</b>	<b>9</b>	<b>7</b>	<b>7</b>	<b>12</b>	<b>12</b>	<b>2</b>	<b>42-15</b>	<b>2-1/1</b>	<b>3.26</b>



# PITCHER

## #8 **BLAKE FORSLUND**

Junior, RHP  
Lynchburg, Va.



### Blake Forslund Career Statistics

Year	ERA	W-L	APP-GS	CG	SHO	SV	IP	H	R	ER	BB	SO	OBA
2011	8.31	1-2	9-4	0	0/0	0	21.2	32	26	20	15	22	.330
2012	1.93	1-0	6-0	0	0/2	0	9.1	6	2	2	11	9	.188
<b>Tot.</b>	<b>6.39</b>	<b>2-2</b>	<b>15-4</b>	<b>0</b>	<b>0/2</b>	<b>0</b>	<b>31.0</b>	<b>38</b>	<b>28</b>	<b>22</b>	<b>26</b>	<b>31</b>	<b>.295</b>

- Recorded his first win of year, pitching 3 2/3 scoreless innings against his old team, No. 14 Virginia, 2/28.
- Selected in the 17th Round of the 2011 MLB Draft by the Boston Red Sox
- Appeared in nine games, with four starts in 2011
- Recorded first victory with Liberty on May 1, 2001 in a 5-2 win over New Orleans
- Transfer from Virginia

#### CAREER HIGHS

**IP:** 4.0, Two times

**Long Start:** 4.0, Two times

**Short Start:** 1.1, VCU, 5/17/11

**Hits:** 6, at Mercer, 2/19/11

**Runs:** 7, at North Florida, 2/26/11

**Strikeouts:** 6, New Orleans, 5/1/11

**Walks:** 5, Two times

**Liberty Record in App:** 9-6

**Liberty Record in Starts:** 2-2

### FORSLUND GAME BY GAME

#### 2011

Date	OPPONENT	GS	IP	H	R	ER	BB	SO	WP	HBP	Score	Dec/Sv	ERA
2/19	at Mercer	*	4.0	6	5	5	4	5	1	0	2-7	L	11.25
2/26	at North Florida	*	3.2	5	7	6	5	4	2	0	5-8	L	12.91
3/08	William & Mary		1.1	4	4	2	1	0	2	0	9-10		13.00
3/16	at Maryland		2.0	1	0	0	0	2	0	0	5-10		10.64
3/26	Winthrop		1.1	3	1	0	1	0	1	0	16-7		9.49
5/01	New Orleans	*	4.0	2	0	0	3	6	1	0	5-2	W	7.16
5/07	UNC Asheville		2.0	3	2	0	0	1	0	2	15-3		6.38
5/17	VCU	*	1.1	5	6	6	1	2	1	1	8-7		8.69
5/25	vs Gardner-Webb		2.0	3	1	1	0	2	1	1	13-5		8.31
<b>Totals</b>			<b>4</b>	<b>21.2</b>	<b>32</b>	<b>26</b>	<b>20</b>	<b>15</b>	<b>22</b>	<b>9</b>	<b>78-59</b>	<b>1-2</b>	<b>8.31</b>

#### 2012

2/18	vs. Towson		1.0	0	0	0	0	1	0	0	8-0		0.00
2/22	Radford		1.0	0	0	0	2	0	1	0	6-3		0.00
2/25	Siena		0.1	1	0	0	0	0	0	0	7-9		0.00
2/28	at Virginia		3.2	0	0	0	5	5	0	0	8-0	W	0.00
3/6	at Old Dominion		2.0	4	1	1	2	3	0	0	10-6		1.12
3/11	St. John's		1.1	1	1	1	2	0	0	0	1-3		1.93
<b>Totals</b>			<b>9.1</b>	<b>6</b>	<b>2</b>	<b>2</b>	<b>11</b>	<b>9</b>	<b>1</b>	<b>0</b>	<b>33-12</b>	<b>1-0</b>	<b>1.93</b>





**PITCHER NOTES**

**#3 JOSH RICHARDSON**

RHP, Jr.

- Coming off Tommy John - not expected to pitch until late in season
- Posted a team high and tied for fourth in the Big South with six saves in 2010

**CAREER STATISTICS**

Year	ERA	W-L	APP-GS	CG	SHO	SV	IP	H	R	ER	BB	SO	OBA
2010	4.29	1-1	18-1	0	0/0	6	35.2	37	21	17	14	32	.264
2011	4.05	0-1	6-0	0	0/0	2	6.2	6	4	3	0	7	.231
<b>Tot.</b>	<b>4.25</b>	<b>1-2</b>	<b>24-1</b>	<b>0</b>	<b>0/0</b>	<b>8</b>	<b>42.1</b>	<b>43</b>	<b>25</b>	<b>20</b>	<b>14</b>	<b>39</b>	<b>.259</b>

**CAREER HIGHS**

**IP:** 5.0, at Winthrop, 5/22/10  
**Long Start:** 4.0, at Winthrop, 5/28/10  
**Short Start:** 4.0, at Winthrop, 5/28/10  
**Hits:** 7, at Winthrop 5/28/10  
**Runs:** 5, at Winthrop, 5/28/10  
**Strikeouts:** 3, 4 times  
**Walks:** 2, 5 times

**Liberty Record in App:** 16-8  
**Liberty Record in Starts:** 1-0

**Richardson Game-By-Game**

2010												
Date	Opp	GS	IP	H	R	ER	BB	SO	Score	Dec./SV		
2/19	at Kennesaw St.	1.1	1	0	0	0	0	2	10-4			
2/21	at Kennesaw St.	1.1	0	0	0	1	0	0	10-4			
2/26	vs. Morehead St	1.0	0	0	0	0	0	1	5-2			
2/27	vs. Lehigh	1.0	0	0	0	2	1	1	6-3		SV	
3/13	St. John's	0.2	4	2	0	0	2	1	14-9			
3/20	Manhattan	2.0	4	3	3	1	3	1	13-14		L	
3/31	at VCU	2.0	2	0	0	0	2	2	7-4			
4/3	High Point	2.2	0	0	0	1	2	1	14-8		SV	
4/10	at Radford	3.2	5	0	0	0	3	3	3-1		SV	
4/16	VMI	1.1	2	3	2	0	2	1	12-9		SV	
4/17	VMI	0.1	0	0	0	0	1	1	9-6		SV	
4/20	Duke	2.2	3	2	2	2	1	1	1-4			
4/23	at Presbyterian	2.0	3	3	3	2	2	2	8-7			
5/8	at Charleston So.	2.1	0	0	0	0	3	4	4-1		SV	
5/16	Coast. Carolina	1.1	1	1	1	2	2	2	0-5			
5/18	VCU	1.0	1	0	0	0	0	0	7-6		W	
5/22	at Winthrop	5.0	4	2	1	2	3	3	5-8			
5/28	at Winthrop	* 4.0	7	5	5	1	2	1	9-7			
<b>Tot.</b>		<b>1</b>	<b>35.2</b>	<b>37</b>	<b>21</b>	<b>17</b>	<b>14</b>	<b>32</b>	<b>137-102</b>	<b>1-1/6</b>		

2011												
Date	Opp	GS	IP	H	R	ER	BB	SO	Score	Dec./SV		
2/20	at Mercer	2.2	1	0	0	0	4	4	5-4		SV	
2/26	at North Florida	1.2	1	0	0	0	2	2	4-2		SV	
3/25	Winthrop	0.1	0	0	0	0	0	0	1-2			
4/2	at Coast. Carolina	0.1	0	0	0	0	0	0	4-5			
4/3	at Coast. Carolina	1.0	1	1	0	0	0	0	4-5			
4/6	James Madison	0.2	3	3	3	0	1	1	12-16			
<b>Tot.</b>		<b>6.2</b>	<b>6</b>	<b>4</b>	<b>3</b>	<b>0</b>	<b>7</b>	<b>7</b>	<b>30-34</b>	<b>0-0/2</b>		

**#2 BROOKS ROY**

RHP, Jr.

- Has recorded the win in each of his three appearances this season
- Pitched four scoreless innings of relief, recording the win in a 4-1 win over St. John's, 3/10
- Transfer from Edmonds

**CAREER STATISTICS**

Year	ERA	W-L	APP-GS	CG	SHO	SV	IP	H	R	ER	BB	SO	OBA
2012	0.00	3-0	3-0	0	0/0	0	6.0	2	0	0	1	3	.118

**CAREER HIGHS**

**IP:** 4.0, St. John's, 3/10  
**Long Start:** N/A  
**Short Start:** N/A  
**Hits:** 1, two times  
**Runs:** 0, three times  
**Strikeouts:** 2, St. John's, 3/10  
**Walks:** 1, St. John's, 3/10

**Liberty Record in App:** 2-0  
**Liberty Record in Starts:** 0-0

**Roy Game-By-Game**

2012												
Date	Opp	GS	IP	H	R	ER	BB	SO	Score	Dec./SV		
2/19	at The Citadel	1.0	1	0	0	0	0	0	11-9		W	
3/4	Coppin State	1.0	0	0	0	0	0	1	13-1		W	
3/10	St. John's	4.0	1	0	0	1	2	1	4-1		W	
<b>Tot.</b>		<b>0</b>	<b>6.0</b>	<b>2</b>	<b>0</b>	<b>0</b>	<b>0</b>	<b>3</b>	<b>28-11</b>	<b>3-0</b>		

**#6 SHAWN CLOWERS**

RHP, Fr.

- Recorded first collegiate win with five no-hit, scoreless innings in a 4-2 victory over Siena, 2/26
- Named 2011 Piedmont District Player of the Year
- Selected to the all-state second team and all-region first team as a senior

**CAREER STATISTICS**

Year	ERA	W-L	APP-GS	CG	SHO	SV	IP	H	R	ER	BB	SO	OBA
2012	2.45	1-0	5-2	0	0/0	0	7.1	4	2	2	4	6	.154

**CAREER HIGHS**

**IP:** 5.0, Siena, 2/26/12  
**Long Start:** N/A  
**Short Start:** N/A  
**Hits:** 1, Coppin State, 3/4/12  
**Runs:** 2, Bryant, 3/13/12  
**Strikeouts:** 2, two times  
**Walks:** 1, three times

**Liberty Record in App:** 3-2  
**Liberty Record in Starts:** 0-0

**Clowers Game-By-Game**

2012												
Date	Opp	GS	IP	H	R	ER	BB	SO	Score	Dec./SV		
2/18	vs. Towson	1.0	0	0	0	0	1	1	12-3			
2/26	Siena	5.0	0	0	0	0	1	2	4-2		W	
3/4	Coppin State	1.0	1	0	0	0	1	2	13-1			
3/11	St. John's	0.0	1	0	0	0	0	0	1-4			
3/13	Bryant	0.1	2	2	2	1	1	1	2-6			
<b>Tot.</b>		<b>7.1</b>	<b>4</b>	<b>2</b>	<b>2</b>	<b>4</b>	<b>6</b>	<b>6</b>	<b>32-16</b>	<b>1-0</b>		

## PITCHER NOTES

## #9 RYAN CORDELL

RHP, So.

- Made five appearances on the mound in 2011
- Also plays the field - last season played in 19 games between the out-field and at designated hitter

## CAREER STATISTICS

Year ERA W-L APP-GS CG SHO SV IP H R ER BB SO OBA  
2011 10.38 0-0 5/0 0 0/0 0 4.1 5 6 5 3 7 .278

## CAREER HIGHS

IP: 1.0, four times

Long Start: N/A

Short Start: N/A

Hits: 2, two times

Runs: 5, at William &amp; Mary, 4/19/11

Strikeouts: 2, two times

Walks: 2, at Mercer, 2/19/11

Liberty Record in App: 1-4

Liberty Record in Starts: 0-0

## Cordell Game-By-Game

2011

Date Opp	GS	IP	H	R	ER	BB	SO	Score	Dec./SV
2/19 at Mercer	1.0	2	1	1	2	1	1	5-17	
3/16 at Maryland	1.0	0	0	0	0	2	1	5-10	
3/29 at VCU	1.0	0	0	0	0	1	1	11-1	
4/1 at Coast. Carolina	1.0	1	0	0	0	2	1	1-17	
4/19 at William & Mary	0.1	2	5	4	1	1	1	5-11	
<b>Tot.</b>	<b>4.1</b>	<b>5</b>	<b>6</b>	<b>5</b>	<b>3</b>	<b>7</b>	<b>7</b>	<b>27-56</b>	

## #12 ALEX CLOSE

RHP, Fr.

- Two-way player - has also seen playing time at catcher and first base
- Made first start on the mound at Liberty, 2/25 vs. Coppin State
- Named a 2011 Preseason Under Armour All-American

## CAREER STATISTICS

Year ERA W-L APP-GS CG SHO SV IP H R ER BB SO OBA  
2012 19.29 0-0 2-1 0 0/1 0 2.1 6 5 5 3 1 .462

## CAREER HIGHS

IP: 1.1, Siena, 2/25/12

Long Start: 1.1, Siena, 2/25/12

Short Start: 1.0, vs. Richmond, 2/17/12

Hits: 5, Siena, 2/25/12

Runs: 5, Siena, 2/25/12

Strikeouts: 1, vs. Richmond, 2/17/12

Walks: 3, Siena, 2/25/12

Liberty Record in App: 1-0

Liberty Record in Starts: 0-1

## Close Game-By-Game

2012

Date Opp	GS	IP	H	R	ER	BB	SO	Score	Dec./SV
2/17 vs. Richmond	1.0	1	0	0	0	1	1	12-0	
2/25 Siena	*	1.1	5	5	5	3	0	7-9	
<b>Tot.</b>	<b>1</b>	<b>2.1</b>	<b>6</b>	<b>5</b>	<b>5</b>	<b>3</b>	<b>1</b>	<b>19-9</b>	

## #13 TREY LAMBERT

RHP, So.

- Recorded the save in 7-4 win over St. John's, 3/10
- Made his first start at Liberty, 2/26
- Transfer from Patrick Henry
- Earned the NJCAA National Pinnacle Award for Academic Excellence in 2011

## CAREER STATISTICS

Year ERA W-L APP-GS CG SHO SV IP H R ER BB SO OBA  
2012 3.00 0-0 5-1 0 0/0 1 9.0 5 2 3 2 5 .172

## CAREER HIGHS

IP: 4.0, Siena, 2/26/12

Long Start: 4.0, Siena, 2/26/12

Short Start: 4.0, Siena, 2/26/12

Hits: 2, Siena, 2/26/12

Runs: 2, Siena, 2/26/12

Strikeouts: 2, Siena, 2/26/12

Walks: 2, Siena, 2/26/12

Liberty Record in App: 4-0

Liberty Record in Starts: 2-0

## Lambert Game-By-Game

2012

Date Opp	GS	IP	H	R	ER	BB	SO	Score	Dec./SV
2/18 vs. Towson	1.0	0	0	0	0	1	1	12-3	
2/26 Siena	*	4.0	2	2	2	2	2	4-2	
3/4 Coppin State	1.0	0	0	0	0	1	1	13-1	
3/10 St. John's	1.0	0	0	0	0	1	1	7-4	S
3/10 St. John's	*	2.0	3	1	1	0	0	1-4	
<b>Tot.</b>	<b>6.0</b>	<b>2</b>	<b>2</b>	<b>2</b>	<b>2</b>	<b>4</b>	<b>4</b>	<b>29-6</b>	<b>1</b>

## #14 CARSON HERNDON

RHP, Fr.

- Recorded his first collegiate victory win five scoreless innings against James Madison, 3/14, facing one more batter than the minimum 15
- Earned the first save of his college career with three scoreless innings against St. John's, 3/10
- Two-way player - also plays third base
- Pitched and made his first hitting appearance, 3/3 vs. Coppin State
- Named all-state in 2011 as a shortstop

## CAREER STATISTICS

Year ERA W-L APP-GS CG SHO SV IP H R ER BB SO OBA  
2012 0.00 1-0 4-1 0 0/3 1 10.1 5 0 0 3 12 .139

## CAREER HIGHS

IP: 5.0, James Madison, 3/14/12

Long Start: 5.0, James Madison, 3/14/12

Short Start: 5.0, James Madison, 3/14/12

Hits: 1, three times

Runs: 0, four times

Strikeouts: 5, James Madison, 3/14/12

Walks: 2, vs. Richmond, 2/17/12

Liberty Record in App: 4-0

Liberty Record in Starts: 1-0

## Herndon Game-By-Game

2012

Date Opp	GS	IP	H	R	ER	BB	SO	Score	Dec./SV
2/17 vs. Richmond	0.1	1	0	0	0	2	0	12-0	
3/3 Coppin State	2.0	1	0	0	1	4	1	14-0	
3/10 St. John's	3.0	2	0	0	1	3	1	4-1	S
3/14 James Madison	*	5.0	1	0	0	0	5	9-0	W
<b>Tot.</b>	<b>10.1</b>	<b>5</b>	<b>0</b>	<b>0</b>	<b>4</b>	<b>12</b>	<b>39-1</b>	<b>1-0/1</b>	

**PITCHER NOTES**

**#16 JARED LYONS**

LHP, Fr.

- Leads the team with eight appearances
- Has made two starts
- Two-time all-district at Tabb High School

**CAREER STATISTICS**

Year	ERA	W-L	APP-GS	CG	SHO	SV	IP	H	R	ER	BB	SO	OBA
2012	3.57	0-2	8-2	0	0/1	0	17.2	14	8	7	4	10	.230

**CAREER HIGHS**

IP: 7.0, Bryant, 3/13/12  
 Long Start: 7.0, Bryant, 3/13/12  
 Short Start: 2.0, Coppin State 3/4/12  
 Hits: 5, at Old Dominion, 3/6/12  
 Runs: 3, Bryant, 3/13/12  
 Strikeouts: 5, Bryant, 3/13/12  
 Walks: 2, two times

Liberty Record in App: 5-3  
 Liberty Record in Starts: 1-1

**Lyons Game-By-Game**

2012													
Date	Opp	GS	IP	H	R	ER	BB	SO	Score	Dec./SV			
2/17	vs. Richmond		0.2	0	0	0	0	0	12-0				
2/19	at The Citadel		1.0	1	1	1	0	1	11-9				
2/21	Radford		2.0	2	1	1	0	2	6-3				
2/25	Siena		2.2	2	1	0	2	0	7-9		L		
3/4	Coppin State	*	2.0	0	0	0	0	2	13-1				
3/6	at Old Dominion		2.0	5	2	2	2	0	10-6				
3/11	St. John's		0.1	0	0	0	0	0	1-4				
3/13	Bryant	*	7.0	4	3	3	0	5	2-6		L		
<b>Tot.</b>			<b>17.2</b>	<b>14</b>	<b>8</b>	<b>7</b>	<b>4</b>	<b>10</b>	<b>62-38</b>		<b>0-2</b>		

**#17 IAN PARMLEY**

LHP, Sr.

- Made first appearance as a pitcher by starting 2/19 against The Citadel during The Citadel Challenge.
- Liberty leadoff hitter and starting left fielder
- Did not pitch in 2011, his first year with the Flames after transferring from Bellevue

**CAREER STATISTICS**

Year	ERA	W-L	APP-GS	CG	SHO	SV	IP	H	R	ER	BB	SO	OBA
2012	12.46	0-0	1-1	0	0/0	0	4.1	8	6	6	1	2	.444

**CAREER HIGHS**

IP: 4.1, at The Citadel, 2/19/12  
 Long Start: 4.1, at The Citadel, 2/19/12  
 Short Start: 4.1, at The Citadel, 2/19/12  
 Hits: 8, at The Citadel, 2/19/12  
 Runs: 6, at The Citadel, 2/19/12  
 Strikeouts: 2, at The Citadel, 2/19/12  
 Walks: 1, at The Citadel, 2/19/12

Liberty Record in App: 1-0  
 Liberty Record in Starts: 1-0

**Parmley Game-By-Game**

2012													
Date	Opp	GS	IP	H	R	ER	BB	SO	Score	Dec./SV			
2/19	at The Citadel	*	4.1	8	6	6	1	2	11-9				

**#20 DANNY GRAUER**

RHP, So.

- Liberty's opening day starting catcher
- Recorded the Flames' first save of the year, 2/19 at The Citadel, with a scoreless ninth inning

**CAREER STATISTICS**

Year	ERA	W-L	APP-GS	CG	SHO	SV	IP	H	R	ER	BB	SO	OBA
2012	0.00	0-0	2-0	0	0/1	1	2.0	0	0	0	1	2	.000

**CAREER HIGHS**

IP: 1.0, two times  
 Long Start: N/A  
 Short Start: N/A  
 Hits: 0, two times  
 Runs: 0, two times  
 Strikeouts: 2, James Madison, 2/14/12  
 Walks: 1, at The Citadel, 2/19/12

Liberty Record in App: 2-0  
 Liberty Record in Starts: N/A

**Grauer Game-By-Game**

2012													
Date	Opp	GS	IP	H	R	ER	BB	SO	Score	Dec./SV			
2/19	at The Citadel		1.0	0	0	0	1	0	11-9	SV			
3/14	James Madison		1.0	0	0	0	0	2	9-0				
<b>Tot.</b>			<b>2.0</b>	<b>0</b>	<b>0</b>	<b>0</b>	<b>1</b>	<b>2</b>	<b>20-9</b>		<b>1</b>		

**#26 DANIEL BROWN**

RHP, So.

- Made seven appearances in 2011
- Has yet to record a decision in his Liberty career

**CAREER STATISTICS**

Year	ERA	W-L	APP-GS	CG	SHO	SV	IP	H	R	ER	BB	SO	OBA
2011	6.75	0-0	7-0	0	0/0	0	8.0	6	7	6	4	5	.261
2012	1.59	0-0	5-0	0	0/1	0	5.2	3	1	1	2	6	.158
<b>Tot.</b>	<b>4.61</b>	<b>0-0</b>	<b>12-0</b>	<b>0</b>	<b>0/1</b>	<b>0</b>	<b>13.2</b>	<b>9</b>	<b>8</b>	<b>7</b>	<b>6</b>	<b>11</b>	<b>.196</b>

**CAREER HIGHS**

IP: 5.0, at Winthrop, 5/22/10  
 Long Start: 4.0, at Winthrop, 5/28/10  
 Short Start: 4.0, at Winthrop, 5/28/10  
 Hits: 7, at Winthrop 5/28/10  
 Runs: 5, at Winthrop, 5/28/10  
 Strikeouts: 3, 4 times  
 Walks: 2, 5 times

Liberty Record in App: 6-6  
 Liberty Record in Starts: N/A

**Brown Game-By-Game**

2011													
Date	Opp	GS	IP	H	R	ER	BB	SO	Score	Dec./SV			
2/20	at Mercer		1.0	1	1	1	0	2	2-7				
3/2	at Virginia Tech		1.0	0	0	0	0	2	1-9				
3/5	Binghamton		2.2	2	4	3	1	0	7-12				
4/8	at High Point		1.0	1	1	1	0	0	2-6				
4/19	at William & Mary		0.2	0	0	0	2	1	5-11				
4/25	at South Carolina		0.2	2	1	1	1	0	6-9				
5/17	VCU		1.0	0	0	0	0	0	8-7				
<b>Tot.</b>			<b>8.0</b>	<b>6</b>	<b>7</b>	<b>6</b>	<b>4</b>	<b>5</b>	<b>31-61</b>				

**2012**

Date	Opp	GS	IP	H	R	ER	BB	SO	Score	Dec./SV			
2/18	vs. Towson		1.2	1	0	0	0	1	12-3				
2/19	at The Citadel		0.0	1	1	1	1	0	11-9				
3/4	Coppin State		1.0	1	0	0	0	2	13-1				
3/9	St. John's		1.0	0	0	0	0	2	12-2				
3/14	James Madison		2.0	0	0	0	1	1	9-0				
<b>Tot.</b>			<b>5.2</b>	<b>3</b>	<b>1</b>	<b>1</b>	<b>2</b>	<b>6</b>	<b>57-15</b>				

## PITCHER NOTES

## #30 ASHTON PERRITT

RHP, Fr.

- Made first appearance as pitcher against Coppin State, 3/3
- Two-way player - has also seen time in the Liberty outfield

## CAREER STATISTICS

Year	ERA	W-L	APP-GS	CG	SHO	SV	IP	H	R	ER	BB	SO	OBA
2012	0.00	0-0	2-0	0	0/2	0	2.0	1	0	0	2	2	.143

## CAREER HIGHS

IP: 1.0, two times

Long Start: N/A

Short Start: N/A

Hits: 1, Coppin State, 3/3/12

Runs: 0, Coppin State, 3/3/12

Strikeouts: 2, Coppin State, 3/3/12

Walks: 2, James Madison, 3/14/12

Liberty Record in App: 2-0

Liberty Record in Starts: 0-0

## Perritt Game-By-Game

## 2012

Date Opp	GS	IP	H	R	ER	BB	SO	Score	Dec./SV
3/3 Coppin State		1.0	1	0	0	0	2	14-0	
3/14 James Madison		1.0	0	0	0	2	0	9-0	
Tot.		2.0	1	0	0	2	2	23-0	

## #33 WILLI MARTIN

RHP, So.

- Made seven appearances in 2011
- Has yet to record a decision

## CAREER STATISTICS

Year	ERA	W-L	APP-GS	CG	SHO	SV	IP	H	R	ER	BB	SO	OBA
2011	19.29	0-0	7-0	0	0/0	0	4.2	13	11	10	2	4	.481
2012	0.00	0-0	2-0	0	0/1	0	2.0	1	0	0	2	2	.167
Tot.	13.50	0-0	9-0	0	0/1	0	6.2	14	11	10	4	6	.424

## CAREER HIGHS

IP: 1.0, Four times

Long Start: N/A

Short Start: N/A

Hits: 4, at Mercer, 2/19/11

Runs: 4, at Mercer, 2/19/11

Strikeouts: 2, at VCU, 3/29/11

Walks: 2, at Maryland, 3/16/11

Liberty Record in App: 5-4

## Martin Game-By-Game

## 2011

Date Opp	GS	IP	H	R	ER	BB	SO	Score	Dec./SV
2/19 at Mercer		0.2	4	4	4	0	0	5-17	
2/27 at North Florida		0.1	1	0	0	0	0	9-1	
3/16 at Maryland		0.1	2	4	4	2	0	5-10	
3/29 at VCU		0.2	1	0	0	0	2	11-1	
4/1 at Coast Carolina		0.2	2	1	1	0	1	1-17	
4/19 at William & Mary		1.0	1	0	0	0	1	5-11	
5/1 New Orleans		1.0	2	2	1	0	0	5-2	
Tot.		4.2	13	11	10	2	4	41-59	

## 2012

Date Opp	GS	IP	H	R	ER	BB	SO	Score	Dec./SV
2/18 vs. Towson		1.0	1	0	0	1	1	8-0	
3/4 Coppin State		1.0	0	0	0	1	1	13-1	
Tot.		2.0	1	0	0	2	2	21-1	

Liberty Record in Starts: N/A

## #34 KODY YOUNG

RHP, Jr.

- Earned save in 8-0 win over No. 14 Virginia, 2/28
- Picked up the win in his first Liberty start against Radford, 2/22
- Named first team All-NWAACC at Columbia Basin College in 2011

## CAREER STATISTICS

Year	ERA	W-L	APP-GS	CG	SHO	SV	IP	H	R	ER	BB	SO	OBA
2012	3.09	1-0	7-1	0	0/2	1	11.2	10	5	4	7	9	.244

## CAREER HIGHS

IP: 3.0, two times

Long Start: 3.0, vs. Radford, 2/22/12

Short Start: 3.0, vs. Radford, 2/22/12

Hits: 4, vs. Radford, 2/22/12

Runs: 2, vs. Radford, 2/22/12

Strikeouts: 3, at Virginia, 2/28/12

Walks: 2, Siena, 2/25/12

Liberty Record in App: 5-2

Liberty Record in Starts: 1-0

## Young Game-By-Game

## 2012

Date Opp	GS	IP	H	R	ER	BB	SO	Score	Dec./SV
2/17 vs. Richmond		1.0	0	0	0	0	1	12-0	
2/22 Radford	*	3.0	4	2	1	1	1	6-3	W
2/25 Siena		1.2	1	1	1	2	1	7-9	
2/28 at Virginia		3.0	1	0	0	1	3	8-0	SV
3/6 at Old Dominion		0.2	2	1	1	1	0	10-6	
3/11 St. John's		0.2	1	0	0	1	1	1-3	
3/13 Bryant		1.2	1	1	1	1	2	2-6	
Tot.		1	11.2	10	5	4	7	46-27	1-0/1

**PITCHER NOTES**

**#38 TIM DUDLEY**

LHP, Jr.

- Recorded his first collegiate save in a 6-3 victory over Radford (2/22)
- Made only one appearances as he battled health issues in 2011
- As a freshman, appeared in 11 games, with two starts
- Recorded first win at Liberty in a 9-5 win over High Point on 5/29/10 at the Big South Championship in Rock Hill, S.C. - the victory was the longest outing of his career

**CAREER STATISTICS**

Year	ERA	W-L	APP-GS	CG	SHO	SV	IP	H	R	ER	BB	SO	OBA
2010	4.56	1-0	11-2	0	0/0	0	23.2	30	15	12	7	19	.313
2011	99.00	0-0	1-0	0	0/0	0	0.1	1	5	5	0	1	.333
2012	0.00	0-0	4-1	0	0/2	1	7.2	4	0	0	0	3	.154
<b>Tot.</b>	<b>4.83</b>	<b>1-0</b>	<b>16-3</b>	<b>0</b>	<b>0/2</b>	<b>1</b>	<b>31.2</b>	<b>35</b>	<b>20</b>	<b>17</b>	<b>7</b>	<b>23</b>	<b>.280</b>

**CAREER HIGHS**

**IP:** 5.0, at Winthrop, 5/22/10  
**Long Start:** 4.0, at Winthrop, 5/28/10  
**Short Start:** 2.1, at Virginia, 2/28/12  
**Hits:** 7, at Winthrop 5/28/10  
**Runs:** 5, at Winthrop, 5/28/10  
**Strikeouts:** 3, 4 times  
**Walks:** 2, 5 times

**Liberty Record in App:** 9-8  
**Liberty Record in Starts:** 2-1

**Dudley Game-By-Game**

2010												
Date	Opp	GS	IP	H	R	ER	BB	SO	Score	Dec./SV		
2/20	at Kennesaw St.	1.0	0	0	0	0	0	1	11-2			
2/28	at UNC Wilmington	1.1	2	0	0	0	0	0	12-2			
3/9	Old Dominion	*	4.0	5	2	2	0	1	3-5			
3/14	St. John's		0.0	3	3	3	0	1	6-7			
3/24	at Virginia Tech		1.0	1	0	0	1	3	0-10			
4/13	Elon		4.0	4	0	0	0	5	3-5			
4/17	VMI		2.2	3	0	0	0	2	9-6			
4/20	Duke		1.0	0	0	0	0	1	1-4			
4/21	James Madison		1.1	2	2	1	0	0	12-17			
4/25	at Presbyterian		1.1	4	5	4	0	2	16-9			
5/26	vs. High Point	*	6.0	6	3	2	6	4	9-5	W		
<b>Tot.</b>		<b>2</b>	<b>23.2</b>	<b>30</b>	<b>15</b>	<b>12</b>	<b>7</b>	<b>19</b>	<b>82-62</b>	<b>1-0</b>		

2011												
Date	Opp	GS	IP	H	R	ER	BB	SO	Score	Dec./SV		
4/1	at Coast. Carolina		0.1	1	5	5	0	1	1-17			

2012												
Date	Opp	GS	IP	H	R	ER	BB	SO	Score	Dec./SV		
2/18	vs. Towson		2.0	1	0	0	0	2	12-0			
2/19	at The Citadel		0.2	0	0	0	0	0	11-9			
2/21	Radford		2.2	2	0	0	0	0	6-3	SV		
2/28	at Virginia	*	2.1	1	0	0	0	1	8-0			
<b>Tot.</b>		<b>7.2</b>	<b>4</b>	<b>0</b>	<b>0</b>	<b>0</b>	<b>0</b>	<b>3</b>	<b>37-12</b>	<b>1 SV</b>		

**#55 PATRICK BANKEMPER**

RHP, Jr.

- Recorded his first win at Liberty against St. John's, 3/10
- Transfer from Potomac State College
- Member of 2011 JUCO World Series participant and Region XX champions

**CAREER STATISTICS**

Year	ERA	W-L	APP-GS	CG	SHO	SV	IP	H	R	ER	BB	SO	OBA
2012	4.70	1-0	6-0	0	0/0	0	7.2	12	4	4	5	14	.353

**CAREER HIGHS**

**IP:** 3.0, St. John's, 3/10/12  
**Long Start:** N/A  
**Short Start:** N/A  
**Hits:** 5, St. John's, 3/10/12  
**Runs:** 2, Siena, 2/25/12  
**Strikeouts:** 5, St. John's, 3/10/12  
**Walks:** 2, Siena, 2/25/12

**Liberty Record in App:** 5-1  
**Liberty Record in Starts:** 0-0

**Bankemper Game-By-Game**

2012												
Date	Opp	GS	IP	H	R	ER	BB	SO	Score	Dec./SV		
2/19	at The Citadel		1.0	2	1	1	1	2	11-9			
2/22	Radford		0.1	2	0	0	0	1	6-3			
2/25	Siena		1.0	2	2	2	2	2	7-9			
3/4	Coppin State		1.0	0	0	0	1	2	13-1			
3/6	at Old Dominion		1.1	1	0	0	0	2	10-6			
3/10	St. John's		3.0	5	1	1	1	5	7-4	W		
<b>Tot.</b>		<b>4.2</b>	<b>7</b>	<b>3</b>	<b>3</b>	<b>4</b>	<b>9</b>	<b>54-32</b>	<b>1-0</b>			

**Numerical**

No.	Name	Pos.	Cl.	B/T	Hgt.	Wgt.	Hometown/High School (Previous School)
1	Zack Haley	INF	Sr.	R/R	5-9	160	Prescott, Ariz./Prescott (Yavapai)
2	Brooks Roy	RHP	Jr.	R/R	5-10	185	Tacoma, Wash./Franklin Pierce (Edmonds)
3	Josh Richardson	INF/RHP	Jr.	R/R	6-1	175	Chesapeake, Va./Greenbriar Christian
4	Andy Smith	OF	Jr.	L/L	5-9	180	Poulsbo, Wash./North Kitsap (Bellevue)
5	Dalton Sype	INF	Jr.	R/R	6-3	185	Laguna Beach, Calif./Laguna Beach (Saddleback)
6	Shawn Clowers	LHP/OF	Fr.	L/L	5-11	170	Axton, Va./Tunstall
7	Michael Robertson	OF	Sr.	R/R	6-2	215	Everett, Wash./Jackson (Bellevue)
8	Blake Forslund	RHP	Jr.	R/R	6-4	215	Lynchburg, Va./Rustburg (Virginia)
9	Ryan Cordell	OF/RHP	So.	R/R	6-3	185	Sacramento, Calif./Valley Christian
10	Trey Wimmer	1B/C	Jr.	R/R	6-2	215	Greenwood, S.C./Greenwood
11	Jacob Kemmerer	RHP	Sr.	R/R	6-1	180	Issaquah, Wash./Issaquah (Edmonds)
12	Alex Close	C/1B/RHP	Fr.	R/R	6-3	225	Hoover, Ala./Spain Park
13	Trey Lambert	RHP	So.	R/R	6-4	205	Tazewell, Va./Tazewell (Patrick Henry)
14	Carson Herndon	INF/RHP	Fr.	R/R	6-4	215	Salisbury, N.C./Davie County
16	Jared Lyons	LHP	Fr.	L/L	6-0	175	Yorktown, Va./Tabb
17	Ian Parmley	OF/LHP	Sr.	L/L	6-0	175	Maltby, Wash./Monroe (Bellevue)
19	Bryan Aanderud	INF	Jr.	R/R	5-10	195	Fullerton, Calif./La Habra (Cypress)
20	Danny Grauer	C/1B/RHP	So.	R/R	6-3	220	Chesapeake, Va./Hickory (Louisburg)
21	Patrick Eckelbarger	RHP	Sr.	R/R	6-2	200	Indian Shores, Fla./Seminole (St. Petersburg)
22	Tyler Cox	C/1B	Jr.	R/R	6-3	215	Seattle, Wash./Edmonds Woodway (Bellevue)
23	Tony McClendon	OF	Jr.	R/R	6-3	200	San Dimas, Calif./Damien (Fullerton)
24	Justin Sizemore	1B	Jr.	R/R	6-3	230	Newton, N.C./Maiden
25	John Niggli	RHP	Sr.	R/R	6-4	185	Tulare, Calif./Tulare Union (Sequoias)
26	Daniel Brown	RHP	So.	R/R	5-10	175	Raleigh, N.C./Broughton
30	Ashton Perritt	OF/RHP	Fr.	R/R	6-3	194	Whiteland, Ind./Whiteland Community
31	Matt Marsh	RHP	Jr.	R/R	6-4	190	Knoxville, Tenn./Clinton (Chipola)
33	Willi Martin	RHP	So.	R/R	6-4	200	Odessa, Fla./Jesuit
34	Kody Young	RHP	Jr.	L/R	6-5	215	Kennewick, Wash./Kamiakin (Columbia Basin)
35	Adam Parks	RHP	Fr.	R/R	6-3	190	Easton, Md./St Michaels
36	Kyle McKelvey	RHP	Fr.	R/R	5-11	194	St. Michaels, Md./St. Michaels
38	Tim Dudley	LHP	Jr.	S/L	6-0	215	Appomattox, Va./Appomattox County
55	Patrick Bankemper	RHP	Jr.	R/R	6-5	195	Stephens City, Va./Homeschooled (Potomac State)

**Head Coach:** 37 Jim Toman

**Assistant Coach:** 42 Garrett Quinn

**Assistant Coach:** 50 Jason Murray

**Assistant Coach:** 29 Dustin Umberger

**Student Assistant Coach:** 39 Matt Hagen

**Director of Baseball Operations:** Billy Daniels

**Alphabetical**

- 19 Bryan Aanderud
- 55 Patrick Bankemper
- 26 Daniel Brown
- 12 Alex Close
- 6 Shawn Clowers
- 9 Ryan Cordell
- 22 Tyler Cox
- 38 Tim Dudley
- 21 Patrick Eckelbarger
- 8 Blake Forslund
- 20 Danny Grauer
- 1 Zack Haley
- 14 Carson Herndon
- 11 Jacob Kemmerer
- 13 Trey Lambert
- 16 Jared Lyons
- 31 Matt Marsh
- 33 Willi Martin
- 23 Tony McClendon
- 36 Kyle McKelvey
- 25 John Niggli
- 35 Adam Parks
- 17 Ian Parmley
- 30 Ashton Perritt
- 3 Josh Richardson
- 7 Michael Robertson
- 2 Brooks Roy
- 24 Justin Sizemore
- 4 Andy Smith
- 5 Dalton Sype
- 10 Trey Wimmer
- 34 Kody Young

**Pronunciation Guide**

Aanderud .....	And-der-rude	Parmley .....	Parm-lee
Grauer .....	Gr-owh-er	Perritt .....	Par-rett
Haley .....	Hail-lee	Sype .....	rhythmnes like with hype
Kemmerer .....	Khem-mur-er	Toman .....	Tow-man
McKelvey .....	Mc-Kell-V		



**Breakdown by Position**

**Pitchers (23)**

- Patrick Bankemper (Jr.)
- Daniel Brown (So.)
- Alex Close (Fr.)
- Shawn Clowers (Fr.)
- Ryan Cordell (So.)
- Tim Dudley (Jr.)
- Patrick Eckelbarger (Sr.)
- Blake Forslund (Jr.)
- Danny Grauer (So.)
- Carson Herndon (Fr.)
- Jacob Kemmerer (Sr.)
- Trey Lambert (So.)
- Jared Lyons (Fr.)
- Matt Marsh (Jr.)
- Willi Martin (So.)
- Kyle McKelvey (Fr.)
- John Niggli (Sr.)
- Adam Parks (Fr.)
- Ian Parmley (Sr.)
- Ashton Perritt (Fr.)
- Josh Richardson (Jr.)
- Brooks Roy (Jr.)
- Kody Young (Jr.)

**Catchers (4)**

- Alex Close (Fr.)
- Tyler Cox (Jr.)
- Danny Grauer (So.)
- Trey Wimmer (Jr.)

**Outfielders (7)**

- Shawn Clowers (Fr.)
- Ryan Cordell (So.)
- Tony McClendon (Jr.)
- Ian Parmley (Sr.)
- Ashton Perritt (Fr.)
- Michael Robertson (Sr.)
- Andy Smith (Jr.)

**Infielders (10)**

- Bryan Aanderud (Jr.)
- Alex Close (Jr.)
- Ryan Cordell (So.)
- Danny Grauer (So.)
- Zack Haley (Sr.)
- Carson Herndon (Fr.)
- Josh Richardson (Jr.)
- Justin Sizemore (Jr.)
- Dalton Sype (Jr.)
- Trey Wimmer (Jr.)