



LIBERTY BASEBALL

2012 GAME NOTES

Statistical Leaders

Avg: Bryan Aanderud (.413)
2B: Zack Haley (10)
HR: Tyler Cox, Andy Smith (4)
RBI: Bryan Aanderud (27)
SB: Ian Parmley (12)
ERA: Patrick Eckelbarger (1.22)
SO: Patrick Eckelbarger (29)
IP: John Niggli (44.2)
SV: Six Pitchers (1)

2012 Schedule/Results

Date	Opponent	Time/Result
2/17	RICHMOND ▲	W/12-0
2/18	TOWSON ▲	W/8-0
2/18	TOWSON ▲	W/12-3
2/19	THE CITADEL ▲	W/11-9
2/22	RADFORD	W/6-3
2/24	SIENA	W/6-2
2/25	SIENA	W/1-0
2/25	SIENA	L/7-9
2/26	SIENA	W/4-2
2/28	#14 VIRGINIA	W/8-0
3/3	COPPIN STATE	W/2-0
3/3	COPPIN STATE	W/14-0
3/4	COPPIN STATE	W/13-1
3/6	OLD DOMINION	W/10-6
3/9	ST. JOHN'S	W/12-2
3/10	ST. JOHN'S	W/7-4
3/16	ST. JOHN'S	W/4-1
3/11	ST. JOHN'S	L/1-3
3/13	BRYANT	L/2-4
3/14	JAMES MADISON	W/9-0
3/16	PRESBYTERIAN *	W/13-4
3/17	PRESBYTERIAN *	W/5-2
3/18	PRESBYTERIAN *	W/13-3
3/21	OLD DOMINION	W/12-6
3/23	GARDNER-WEBB *	W/4-3
3/23	GARDNER-WEBB *	W/8-0
3/24	GARDNER-WEBB *	L/4-5
3/27	VCU	L/2-4 (10)
3/30	MARSHALL ●	7 p.m.
3/31	MARSHALL ●	5 p.m.
4/1	MARSHALL ●	1 p.m.
4/4	VCU	6 p.m.
4/6	CAMPBELL *	6 p.m.
4/7	CAMPBELL (DH) *	2 p.m.
4/10	JAMES MADISON	6 p.m.
4/13	WINTHROP *	6 p.m.
4/14	WINTHROP *	3 p.m.
4/15	WINTHROP *	1 p.m.
4/18	NORTH CAROLINA	6 p.m.
4/20	UNC ASHEVILLE *	3 p.m.
4/21	UNC ASHEVILLE *	2 p.m.
4/22	UNC ASHEVILLE *	1 p.m.
4/24	JAMES MADISON	4 p.m.
4/26	COASTAL CAROLINA *	7 p.m.
4/27	COASTAL CAROLINA *	7 p.m.
4/28	COASTAL CAROLINA *	2 p.m.
5/2	NORTH CAROLINA A&T	2 p.m.
5/11	HIGH POINT *	7 p.m.
5/12	HIGH POINT *	7 p.m.
5/13	HIGH POINT *	2 p.m.
5/15	VIRGINIA TECH	5:30 p.m.
5/17	RADFORD *	6:30 p.m.
5/18	RADFORD *	6:30 p.m.
5/19	RADFORD *	2 p.m.
5/22-26	Big South Baseball Championship - High Point, N.C.	
6/1-4	NCAA Regionals	

Home Games in Bold

▲ - The Citadel Challenge - Charleston, S.C.
 ● - at Beckley, W.Va.
 * - Big South Game
 (DH) - Doubleheader
 All Times Eastern Standard Time



LIBERTY FLAMES

Record: 23-5
Big South Record: 5-1
Head Coach: Jim Toman
Career Record: 169-94-1 (5)
Record at Liberty: Same

Game Information

Game 29-31
Marshall
 March 30-April 1, 2012
 Linda K. Epling Stadium (2,500)
 Beckley, W.Va.

Friday - 7 p.m.
 Saturday - 5 p.m.
 Sunday - 1 p.m.

Radio: 90.9 FM Lynchburg
Video: LibertyFlames.com
Audio: LibertyFlames.com
GameTracker: LibertyFlames.com



MARSHALL THUNDERING HERD

Record: 10-14
C-USA Record: 1-2
Head Coach: Jeff Waggoner
Career Record: 130-170-1 (6)
Record at Marshall: Same

Probable Starting Pitchers

Friday - Liberty - RHP John Niggli (6-0) at **Marshall** - RHP Aaron Blair (1-3)
Saturday - Liberty - RHP Patrick Eckelbarger (5-0) at **Marshall** - RHP Mike Mason (3-2)
Sunday - Liberty - RHP Jacob Kemmerer (3-1) at **Marshall** - LHP Waylan Moore (0-1)

Trending

Last Five Games: 3-2
Batting Avg: Bryan Aanderud (.368)
Last 10 Games: 7-3
Batting Avg: Bryan Aanderud (.447)
Hit Streak: Ian Parmley - 9 games (.324)

Quick Hits

- **SERIES WITH LIBERTY:** Liberty leads the all-time series, 12-2.
- Liberty swept a three-game series from Marshall in Lynchburg, the last time the teams met in 2007.
- Liberty enters the weekend tied for second in country in wins. The Flames are tied with fellow Big South member Campbell and Florida with 23. Kentucky leads the nation with 25 wins.
- Liberty's .821 winning percentage is the seventh best in the nation. Kentucky also leads the category with a .962 winning percentage.
- The Flames lead the country in runs allowed per game. Liberty enters the weekend, yielding 2.8 runs per nine innings.
- Liberty leads the nation in scoring margin. The Flames and have averaged 4.7 more runs per game than their opponents.
- Liberty currently has the longest road winning streak of any team in the nation this season - nine games. The Flames have not lost a contest away from Lynchburg this season, winning three neutral site games to go along with its six road contests.
- Liberty has posted the nation's top road record of 6-0. UCLA is next at 4-0.
- Liberty is 14-4 (.778) in the month of March. The Flames are 59-33 (.642) during the month under head coach Jim Toman.
- Liberty entered the week with the sixth lowest ERA in the nation (2.39).
- Liberty entered the week having scored 208 runs this season, the fifth most among NCAA Division I teams.
- Entering the weekend, Liberty has allowed only nine stolen bases.
- With an 8-0 win over Gardner-Webb last Friday, Liberty has recorded eight shutouts this season, setting a new program record. The Flames have doubled the previous record of four.

Possible Starters

Pos.	#	Player	B/T	AVG.	AB	R	H	2B	3B	HR	RBI	SB
C	10	Trey Wimmer	R/R	.231	104	12	24	5	1	1	15	0
1B	12	Alex Close	R/R	.293	75	13	22	3	1	3	15	2
2B	19	Bryan Aanderud	R/R	.413	104	21	43	7	2	1	27	2
SS	1	Zack Haley	R/R	.301	93	24	28	10	0	0	12	5
3B	5	Dalton Sype	R/R	.244	90	13	22	2	3	0	12	1
LF	17	Ian Parmley	L/L	.321	112	33	36	6	2	0	11	12
CF	4	Andy Smith	L/L	.323	99	34	32	2	3	4	18	6
RF	9	Ryan Cordell	R/R	.273	77	13	21	4	1	1	15	2
DH	22	Tyler Cox	R/R	.297	64	14	19	7	0	4	25	0

2012 Flames Baseball Game Notes
Liberty vs. Marshall, March 30 - April 1

Tuesday - 27	Wednesday - 28	Thursday - 29	Friday - 30	Saturday - 31	Sunday - 1	Monday - 2
VCU vs. LIBERTY 6 p.m. Worthington Stadium Lynchburg, Va.	PRACTICE TBA	PRACTICE TBA	LIBERTY vs. MARSHALL 7 p.m. Linda K. Epling Stadium Beckley, W.Va.	LIBERTY vs. MARSHALL 5 p.m. Linda K. Epling Stadium Beckley, W.Va.	LIBERTY vs. MARSHALL 1 p.m. Linda K. Epling Stadium Beckley, W.Va.	OFF DAY

RESULTS

Date	Opponent	Score	Pitcher of Record	Save	Time	Overall	Big South
2/17	vs. Richmond ^	W, 12-0	John Niggli (1-0)		2:44	1-0	
2/18	vs. Towson ^	W, 8-0	Patrick Eckelbarger (1-0)		2:39	2-0	
2/18	vs. Towson ^	W, 12-3	Jacob Kemmerer (1-0)		2:38	3-0	
2/19	at The Citadel ^	W, 11-9	Brooks Roy (1-0)	Danny Grauer (1)	3:12	4-0	
2/22	RADFORD	W, 6-3	Kody Young (1-0)	Tim Dudley (1)	2:17	5-0	
2/24	SIENA	W, 6-2	John Niggli (2-0)	Jacob Kemmerer (1)	2:14	6-0	
2/25	SIENA (7 inn.)	W, 1-0	Patrick Eckelbarger (2-0)		1:28	7-0	
2/25	SIENA (7 inn.)	L, 7-9	Jared Lyons (0-1)		2:16	7-1	
2/26	SIENA	W, 4-2	Shawn Lyons (1-0)		2:34	8-1	
2/28	at #14 Virginia	W, 8-0	Blake Forslund (1-0)	Kody Young (1)	3:11	9-1	
3/3	COPPIN STATE	W, 2-0	John Niggli (3-0)		1:48	10-1	
3/3	COPPIN STATE (7 inn.)	W, 14-0	Patrick Eckelbarger (3-0)		1:56	11-1	
3/4	COPPIN STATE	W, 13-1	Brooks Roy (2-0)		2:26	12-1	
3/6	at Old Dominion	W, 10-6	Jacob Kemmerer (2-0)		2:28	13-1	
3/9	ST. JOHN'S	W, 12-2	John Niggli (4-0)		2:19	14-1	
3/10	ST. JOHN'S	W, 7-4	Patrick Bankemper (1-0)	Trey Lambert (1)	2:44	15-1	
3/10	ST. JOHN'S	W, 4-1	Brooks Roy (3-0)	Carson Herndon (1)	2:17	16-1	
3/11	ST. JOHN'S	L, 1-3	Jacob Kemmerer (2-1)		2:52	16-2	
3/13	BRYANT	L, 2-6	Jared Lyons (0-2)		2:27	16-3	
3/14	JAMES MADISON	W, 9-0	Carson Herndon (1-0)		2:19	17-3	
3/16	at Presbyterian *	W, 13-4	John Niggli (5-0)		2:40	18-3	1-0
3/17	at Presbyterian *	W, 5-2	Patrick Eckelbarger (4-0)		2:23	19-3	2-0
3/18	at Presbyterian *	W, 13-3	Jacob Kemmerer (3-1)		2:56	20-3	3-0
3/21	Old Dominion	W, 12-6	Carson Herndon (2-0)		3:01	21-3	
3/23	GARDNER-WEBB *	W, 4-3	John Niggli (6-0)		2:09	22-3	4-0
3/23	GARDNER-WEBB *	W, 8-0	Patrick Eckelbarger (5-0)		2:13	23-3	5-0
3/24	GARDNER-WEBB *	L, 4-5	Carson Herndon (2-1)		2:57	23-4	5-1
3/27	VCU	L, 2-4 (10)	Blake Forslund (1-1)		2:33	23-5	

^ = The Citadel Challenge - Charleston, S.C.

* = Big South Conference Game

Liberty Under Jim Toman

YEAR	OVERALL	CONFERENCE
2008	35-26-1	14-7 (2nd)
2009	33-21	17-9 (3rd)
2010	42-19	19-8 (2nd)
2011	35-24	18-9 (2nd)
2012	23-5	5-1
TOTAL	169-94-1	73-34
	(.642)	(.682)

MILESTONE WINS

WIN	SCORE	DATE
1	Liberty 6, Notre Dame 2	2/22/08
50	Liberty 19, High Point 15	3/22/09
100	Liberty 10, Gardner-Webb 7	5/2/10
150	Liberty 6, Radford 3	2/22/12

Jim Toman

Jim Toman enters his fifth year at Liberty after posting the highest winning percentage (.617) of any head baseball coach in program history during his first four years in Lynchburg.

The Flames posted a school record for wins with a 42-19 campaign in 2010 and have won 35 or more games in three of his four seasons at the helm of the program. Liberty notched a 145-90-1 overall record during his first four seasons on Liberty Mountain. The Flames have also posted a 68-33 Big South mark over the span. His .673 conference winning percentage is the best of any head coach in program history.

This past June, Toman saw seven players from his Flames squad selected during the 2011 Major League Baseball Draft, the most players chosen in a single draft in the 38-year history of the program. The number ties the 2007 and 2010 Coastal Carolina squads for the Big South Conference record for players picked in a single draft.

The impressive strides made by the program have not gone unnoticed. During November of 2010, Rivals.com cited Liberty as one of college baseball's top 10 rising programs.

Toman was named the sixth head coach in the history of the Liberty Baseball program in June 2007, after 11 seasons as the senior member of Ray Tanner's coaching staff at South Carolina. Toman worked a total of 18 years alongside Tanner, dating back to the 1990 season at N.C. State.

During his time at South Carolina, Toman served as recruiting coordinator and coached the catchers. Known as one of the top recruiters in college baseball, the 22-year college coaching veteran was named the 2002 Baseball America/American Baseball Coaches Association Assistant Coach of the Year. Before joining the Gamecock staff in 1996, Toman served under Tanner for seven years at N.C. State.

A native of Monroeville, Pa., Toman is married to the former Ashley McLaughlin of Florence, S.C., and lives in Forest, Va. They have three children - Caroline (14), Charlie Mac (11), and Tucker (8).

Tracking Liberty**Last Five Games:**

- The Flames have hit .274 over their last five games.
- Liberty has been held to less than five hits in its last two games. The Flames have been held to five hits or less in only five times this season.
- Liberty had its seven-game winning streak snapped on Saturday in a 5-4 loss to Gardner-Webb.
- John Niggli pitched his second complete game of the season in a 4-3 victory over Gardner-Webb, last Friday. The RHP is 6-0 on the season and leads the Big South in wins.

Last 10 Games:

- Liberty is 7-3 over its last 10 games, hitting .292 with 35 extra base hits.
- Ian Parmley has a nine-game hit streak, the longest of his career. His previous career high was eight.
- DH Tyler Cox has 12 RBIs over the last 10 games. He has hit three home runs to take over the Liberty lead with four round trippers.
- Reliever Patrick Bankemper has not allow a run in four appearances over the last 10 games.

Player Quick Hits

- 2B **Bryan Aanderud** is second in the Big South in batting average (.413), RBIs (27) and hits (43).
- Aanderud's first home run of the year tied the contest in a 4-3 win over Gardner-Webb, last Friday.
- With three hits in Wednesday's 12-6 win over Old Dominion, Aanderud has recorded five three-hit games and 15 multiple hit games in 2012.
- OF **Michael Robertson** and OF **Andy Smith** have reached safely in every Liberty game they have been involved in this season. Smith has reached in all 28 Liberty contests this season.
- Smith is tied for fifth nationally and second in the Big South in runs scored with 34.
- With his home run on Tuesday, Smith is tied for the team lead in home runs with four.
- OF **Ian Parmley**, who was third in the Big South last season with 27 stolen bases, is currently second in the league with 12 steals.
- Parmley enters the weekend third in the Big South with 33 runs scored.
- OF Robertson has at least one hit in 18 out of the 20 games he has played in this season. His 10-game hitting streak to begin the year is the longest by a Flame this season.
- DH **Tyler Cox** drove in five runs in a win over Old Dominion on March 21. It was the second time this season the DH has had five RBIs in a game. Cox is fourth in the Big South with 25 RBIs.
- Cox hit a three-run home run in that game, his fourth of the year. The junior hit two home runs in the eighth inning on March 16 at Presbyterian College.
- 1B **Alex Close** hit a grand slam in Liberty's 8-0 win over Gardner-Webb, last Friday. Close had three hits in the game.
- RHP **Patrick Eckelbarger** leads the Flames and is third in the Big South with a 1.22 ERA.
- Eckelbarger leads the Big South with the lowest opponent batting average (.153). The right-hander is second in the conference with a 5-0 record.
 - RHP **John Niggli** leads the Big South with a 6-0 record. He is tops the nation in wins. The RHP also leads the conference with 44 2/3 innings pitched.
- Niggli was named the Big South Pitcher of the Week for his effort Feb. 26-March 4. It was the second time, the right-hander has earned the weekly honor. He was also named Big South Pitcher of the Week for the opening weekend of season.
- 3B **Dalton Sype** collected his first three-hit game of the season and scored three times, March 16 at Presbyterian College.
- OF/1B **Ryan Cordell** had a career-high four hits in Liberty's 13-3 victory at Presbyterian College, March 18.
- Cordell drove in five runs in Liberty's victory over St. John's, on March 9, a new career high for the sophomore. He joins teammates Cox and Aanderud as Flames who have driven in five runs in a game this season.
- SS **Zack Haley** leads Liberty and is third in the Big South Conference with 10 doubles. Haley had 10 doubles during the entire 2011 season.
- RHP **Carson Herndon** recorded the win in his first collegiate start against James Madison on March 14. Herndon pitched five scoreless innings, facing one more batter than the minimum of 15. He struck out five batters and allowed only one hit.
- Freshman LHP **Jared Lyons** and RHP Patrick Bankemper lead the Flames in appearances with 10 each.
- Bankemper has not allowed a run in his last four appearances.
- Bankemper picked up his first win as a Flame with three scoreless innings of relief in Liberty's 7-4 win over St. John's, March 11.
- RHP **Blake Forslund**, a transfer from Virginia and RHP **Kody Young** each posted firsts in Liberty's win over #14 Virginia, 2/28. Forslund recorded his first win of the year, with 3 2/3 innings of scoreless relief. He struck out five and walked five batters. Young earned his first save in a Liberty uniform in the game. Young did not allow a run over the final three innings.
- RHP **Trey Lambert** earned the save in Liberty's 7-4 win in the first game of a doubleheader with St. John's, March 11. He then was the starter in game two, giving way to reliever **Brooks Roy** in the third inning. Roy recorded the win in game two.

Big South Conference

Conference Standings

	W	L	Pct.
Campbell	3	0	1.000
Radford	3	0	1.000
Liberty	5	1	.833
High Point	2	1	.667
UNC Asheville	3	3	.500
VMI	3	3	.500
Charleston Southern	1	2	.333
Gardner-Webb	1	2	.333
Coastal Carolina	0	0	.000
Winthrop	0	3	.000
Presbyterian	0	6	.000

Overall Records

	W	L	T	Pct.
Campbell	23	3	0	.885
Liberty	23	5	0	.821
Coastal Carolina	16	7	0	.696
High Point	16	11	0	.593
Gardner-Webb	15	11	0	.577
Radford	14	11	0	.560
UNC Asheville	12	14	0	.462
VMI	9	15	0	.375
Charleston Southern	8	18	0	.308
Presbyterian	10	17	0	.269
Winthrop	7	19	0	.269

Upcoming Schedule

Friday, March 30

UNC Asheville at Presbyterian	3 p.m.
Charleston So. at Campbell	6 p.m.
Winthrop at Gardner-Webb	6 p.m.
VMI at High Point	6 p.m.
Coastal Carolina at Radford	6:30 p.m.
Liberty vs. Marshall	7 p.m.

Saturday, March 31

Charleston So. at Campbell (DH)	2 p.m.
Winthrop at Gardner-Webb	2 p.m.
UNC Asheville at Presbyterian	2 p.m.
Coastal Carolina at Radford	4 p.m.
Liberty at Marshall	5 p.m.
VMI at High Point	6 p.m.

Sunday, April 1

VMI at High Point	1 p.m.
UNC Asheville at Presbyterian	1 p.m.
Liberty vs. Marshall	1 p.m.
Coastal Carolina at Radford	2 p.m.
Winthrop at Gardner-Webb	2 p.m.



Weather Forecast

Friday



Clear - 66°
Wind - S@6 mph

Saturday



Cloudy - 59°
Wind - NW@5 mph

Sunday



Sunny - 69°
Wind - W@10 mph

Series

* since 1976

vs. Marshall

Meeting: 15th

Last Meeting: Liberty defeated VCU, 8-7 in 10 innings, 5/17/11 at Worthington Stadium

All-Time Series: Liberty leads, 12-2

Series in Lynchburg: Liberty leads, 11-2

Series in Huntington: Liberty leads, 1-0

Neutral Site: N/A

Liberty under Jim Toman: 0-0



- Marshall will be the home team throughout the weekend.
- The first ever meeting between Flames and Thundering Herd on April 8, 1991 is the only time the two have met once in Huntington, W. Va. Liberty won the contest, 7-2.
- Liberty swept a three-game series from the Marshall in Lynchburg, the last time the teams met in 2007.

Liberty Month-by-Month

* since 1976

2012

Feb: 9-1 (.900)
March: 14-4 (.778)
April:
May:

Under Toman

Feb.: 26-9 (.745)
March: 59-33 (.642)
April: 43-31 (.581)
May: 40-22-1 (.643)

All-Time*

Feb.: 82-38 (.683)
March: 365-284-2 (.562)
April: 354-293-1 (.546)
May/June: 171-131-3 (.566)

At Their Best in the 'Burg

- For the past 33 years, the Lynchburg home of the Flames has been Worthington Stadium. The 2012 season will be the last for the facility.
- The stadium is named for program architect and the first Liberty head baseball coach, Al Worthington.

Liberty at Worthington in 2012: 14-5 (.737)

During Toman's Tenure: 83-38-1 (.684)

All-Time Record at Worthington: 555-251-6 (.687)

Stadium Milestones

First Game (Known as Liberty Field): March 13, 1979 - Kutztown 9, Liberty 6

Named Worthington Stadium: May 3, 1986 - Liberty 19, Maryland 3

First Night: March 28, 2008 - Coastal Carolina 5, Liberty 3 (11 inn.)

Liberty Versus the Big South

- Liberty, a 21-year member of the Big South Conference, has compiled a 307-211 (.601) record against the Big South Conference's current membership since 1976. The Flames are currently 5-1 in league play.

Liberty All-Time Against the Big South

Campbell	13-14
Charleston Southern	43-21
Coastal Carolina	28-50
Gardner-Webb	10-4
High Point	38-22
Presbyterian	12-0
Radford	50-28
UNC Asheville	41-23
VMI	34-11
Winthrop	38-38
Total	307-211



2012 Record

at Home	14-5
on Road	6-0
at a Neutral site	3-0
<hr/>	
In Day Games.....	22-4
In Night Games.....	1-1
<hr/>	
Midweek Games.....	5-2
Weekend Games.....	18-3
<hr/>	
When LU Starter pitches 5+ inn. ...	12-2
When LU Starter pitches < 5 inn. ...	9-3
When LU Staff strikes out 10+	3-0
When LU Staff strikes out 12+.....	3-0
<hr/>	
vs. left-handed starter	7-1
vs. right-handed starter.....	16-4
<hr/>	
In one-run games	2-1
In two-run games	3-3
In five-plus run games.....	12-0
Extra innings	0-1
<hr/>	
After winning a game.....	21-2
After losing a game.....	1-3
<hr/>	
When LU has 10+ hits	18-0
When LU has 15+ hits	1-0
<hr/>	
Hit a home run.....	11-1
Do not hit a home run.....	12-4
Opponents do not hit a HR.....	17-2
<hr/>	
Wore red uniforms.....	4-0
Wore white uniforms.....	9-3
Wore blue uniforms	0-0
Wore grey uniforms.....	3-0
Wore blue BP tops.....	7-2
<hr/>	
Played on Tuesday.....	2-2
Played on Wednesday.....	3-0
Played on Thursday.....	0-0
Played on Friday.....	6-0
Played on Saturday	8-2
Played on Sunday	4-1
<hr/>	
Series Openers.....	5-0
Middle Games	6-1
Series Finales.....	3-2
<hr/>	
In Virginia.....	16-5
In North Carolina	0-0
In South Carolina.....	7-0
In West Virginia	0-0

Liberty Versus the Conference USA

• Marshall is a member of Conference USA. Liberty has compiled a 15-17 record against the conference's current membership since 1976.

Liberty All-Time Against the C-USA

East Carolina	2-6
Houston	0-0
Marshall	12-2
Memphis	0-0
Rice	0-3
Southern Miss	0-1
Tulane	0-0
UAB	0-0
UCF	1-5
Total	15-17



Liberty During the Toman Era in the Big South

• Liberty has enjoyed success in Big South Conference under head coach Jim Toman, setting several program records for conference wins.
 • The Flames posted 19 Big South wins in 2010, the most in program history.
 • The top three Big South season wins totals by Liberty have all been under Toman. Each have come in the past three seasons (2009, 2010, 2011)

Big South Records under Toman

Year	Big South	Overall
2011	18-9	35-24
2010	19-8	42-19
2009	17-9	33-21
2008	14-7	35-26-1

school records italicized

With Ducks on the Pond

• Liberty enters Friday's game, hitting .305 with runners in scoring position.
 • Tyler Cox and Michael Robertson lead the Flames with runners in scoring position, with a .483 average.

W/Runners in Scoring Position

	Avg.	AB	Hits	RBIs
Tyler Cox	.483	29	14	20
Michael Robertson	.483	29	14	22
Bryan Aanderud	.408	49	20	26
Zack Haley	.333	27	9	10
Dalton Sype	.290	31	9	12
Ryan Cordell	.258	31	8	12
Alex Close	.258	31	8	14
Team	.305	357	109	166

W/Runners in Scoring Position & 2 Outs

	Avg.	AB	Hits	RBIs
Michael Robertson	.500	10	5	6
Tyler Cox	.357	14	5	9
Bryan Aanderud	.300	20	6	7
Alex Close	.267	15	4	7
Zack Haley	.250	12	3	3
Dalton Sype	.222	18	4	6
Ryan Cordell	.214	14	3	6
Team	.245	163	40	56

Among the Nation's Elite

• Liberty enters the weekend tied for second in country in wins. The Flames are tied with fellow Big South member Campbell and Florida with 23. Kentucky leads the nation with 25 wins.
 • Liberty's .821 winning percentage is the seventh best in the nation. Kentucky also leads the category with a .962 winning percentage.
 • The Flames lead the country in runs allowed per game. Liberty enters the weekend, yielding 2.8 runs per game.
 • Liberty leads the nation in scoring margin. The Flames have averaged 4.7 more runs per game than their opponents.

The Roadies

• Liberty currently has the longest road winning streak of any team in the nation this season - nine games. The Flames have not lost a contest away from Lynchburg this season, winning three neutral site games to go along with its six road contest.
 • Liberty has posted the nation's top road record of 6-0. UCLA at 4-0 is next.

A Season of Win Streaks

• Liberty has had three winning streaks of seven or more games this season.
 • The Flames had their second seven-game winning streak halted Saturday.
 • Liberty's longest win streak is nine games from Feb. 26-March 10.
 • The nine-game win streak ties the Liberty NCAA Division I record, which has been reached six times.
 • The program record is 15 set in 1976, the program's third year in existence.

2012 Flames Reach 20 Wins the Fastest

• With their 13-3 win at Presbyterian College on March 19, the 2012 Liberty Flames recorded their 20th win of the year in their 23rd game.
 • It is the earliest in a season that the Flames have posted 20 victories in program history.
 • The 1980 Liberty team reached 20 wins in their 25th game (20-5).

**2012 NCAA Rankings
(as of 3/25/12)**

Team (288 Ranked)

Category.....	Rank.....	Actual
Batting Average	30	0.308
Scoring	15	7.7
Runs	5	208.0
Hits	6	282.0
Doubles Per Game	54	2.04
Doubles	16	55.0
Triples Per Game	14	0.48
Triples	5	13.0
Home Runs Per Game	86	0.59
Home Runs	48	16.0
Slugging Percentage	25	0.449
Stolen Bases Per Game	65	1.44
Stolen Bases	34	39.0
Base on Balls	78	94.0
Sacrifice Bunts	134	15.0
Hit by Pitch	4	51.0
Sacrifice Flies	3	19.0
Earned Run Average	6	2.39
Strikeouts Per Nine Innings	149	6.8
Hits Allowed Per Nine Innings	12	7.29
Walks Allowed Per Nine Innings	102	3.34
Fielding Percentage	9	0.98
Double Plays Per Game	36	0.96
Double Plays	9	26.0
WL Pct	7	0.852

Individual – Top 50

Batting Average

Bryan Aanderud 22 430

Runs

Andy Smith 5 33.0

Ian Parmley 5 33.0

Hits

Bryan Aanderud 5 43.0

RBI's

Bryan Aanderud 41 27.0

Doubles

Zack Haley 29 10.0

Triples

Dalton Sype 28 3.0

Andy Smith 28 3.0

Stolen Bases

Ian Parmley 40 12.0

Hit By Pitch

Andy Smith 11 11.0

Tyler Cox 31 9.0

Toughest to Strikeout

Bryan Aanderud 49 16.7

ERA

Patrick Eckelbarger 20 1.22

John Niggli 44 1.41

Victories

John Niggli 1 6.0

Patrick Eckelbarger 7 5.0

Hits Allowed Per Nine Innings

Patrick Eckelbarger 10 4.62

Games Started

Patrick Eckelbarger 17 6.0

John Niggli 17 6.0

Half Way - A Comparison

- In 2010, the Flames set the school record for wins with 42-19 record during head coach Jim Toman's third year.
- This season, Liberty is on pace to break the mark, posting a 23-5 record at the midway point of its campaign.
- The 2012 Flames have already set a new program record with eight shutouts, doubling the previous record of four. The 2010 team recorded two during its entire 61-game season.
- Below is a comparison of the two squads at the midway point of their seasons -

	2012	2010
Record	23-5	19-9
Batting Avg.	.303	.320
Runs Scored	210	217
Doubles	57	70
Home Runs	17	22
Stolen Bases	39	22
ERA	2.40	4.16
Innings Pitched	247.0	250.2
Runs Allowed	78	138
Strikeouts	186	194
Walks	91	106
Shutouts	8	1
Opp. Batting Avg.	.226	.258
Errors	21	25
Fielding Pct.	.980	.977

Catching Base Theives

- Entering the weekend, Liberty has allowed only nine stolen bases.
- Catcher Trey Wimmer has thrown out 11 base runners and enters the week having caught 55 percent of would be base stealers.

Run Scoring Duo

- Liberty outfielders Ian Parmley and Andy Smith among the the top three run producers in the Big South Conference. Smith is second in the conference, having scored 34 runs. Parmley is third with 33.
- Manning the first spots in the Flames' lineup, the two entered the week tied for fifth in the the country in runs scored (NCAA Division I Statistical Report through 3/25).
- The two have helped Liberty post 208 runs through last Sunday, the fifth most among NCAA Division I teams.

Pitchers Niggli, Eckelbarger Pace Conference

- Seniors John Niggli and Patrick Eckelbarger open the week atop the Big South rankings in wins.
- Niggli leads the conference with a 6-0 record, while Eckelbarger is second with a 5-0 mark.
- Niggli leads the nation in wins with his 6-0 mark.
- Niggli also has pitched the most innings of any Big South Conference pitcher this season, with 44 2/3 innings.
- Eckelbarger has been the hardest pitcher to hit in the conference. Opponents have posted a .153 batting average against the right-hander.
- As a team, Liberty entered the week with the sixth lowest ERA in the nation.

Flames Shatter Program Shutout Record

- With an 8-0 win over Gardner-Webb this past Friday, Liberty has recorded eight shutouts this season, setting a new program record.
- The Flames have doubled the previous record of four.
- The 1978, 1981 and 2001 teams each pitched four shutouts in a year to set the previous standard.
- Six of Liberty's eight shutouts in 2012 have been combined efforts, with seniors John Niggli and Patrick Eckelbarger each recording a complete-game shutout.

Consecutive Innings Scoreless Streak

- During the week of Feb. 27-March 4, Liberty did not allow a run for 39 consecutive innings to set a new program record.
- The new mark surpasses the 23 consecutive scoreless innings the Flames posted to begin the year.
- Fueling the streak were Liberty's three consecutive shutouts in a win over No. 14 Virginia and two wins over Coppin State. It is the first time in program history Liberty has pitched three consecutive shutouts.

2012 LIBERTY BASEBALL
Overall Statistics for Liberty (as of Mar 28, 2012)
(All games Sorted by Batting avg)

Record: 23-5 Home: 14-5 Away: 6-0 Neutral: 3-0 Big South: 5-1

Player	avg	gp-gs	ab	r	h	2b	3b	hr	rbi	tb	slg%	bb	hp	so	gdp	ob%	sf	sh	sb-att	po	a	e	fld%
19 AANDERUD, Bryan	.413	28-28	104	21	43	7	2	1	27	57	.548	12	6	7	1	.488	3	1	2-2	59	70	3	.977
4 SMITH, Andy	.323	28-28	99	34	32	2	3	4	18	52	.525	12	12	16	1	.441	4	2	6-8	71	2	0	1.000
17 PARMLEY, Ian	.321	28-28	112	33	36	6	2	0	11	46	.411	19	2	12	0	.422	2	3	12-15	56	2	0	1.000
1 HALEY, Zack	.301	28-28	93	24	28	10	0	0	12	38	.409	6	6	14	1	.374	2	2	5-8	30	83	5	.958
9 CORDELL, Ryan	.273	27-20	77	13	21	4	1	1	15	30	.390	6	2	9	0	.337	1	1	2-3	110	4	0	1.000
5 SYPE, Dalton	.244	28-24	90	13	22	2	3	0	12	30	.333	5	4	12	4	.310	1	4	1-2	19	55	5	.937
10 WIMMER, Trey	.231	28-28	104	12	24	5	1	1	15	34	.327	3	2	8	3	.261	2	3	0-0	181	20	4	.980

24 SIZEMORE, Justin	.368	16-5	19	2	7	2	0	1	5	12	.632	8	2	5	0	.586	0	0	0-0	14	0	0	1.000
7 ROBERTSON, Michael	.351	20-19	74	20	26	6	0	1	20	35	.473	5	5	11	2	.424	1	0	7-8	32	0	0	1.000
23 MCCLENDON, Tony	.333	15-0	6	5	2	1	0	1	4	6	1.000	2	0	2	0	.500	0	0	0-0	2	0	2	.500
22 COX, Tyler	.297	23-20	64	14	19	7	0	4	25	38	.594	9	9	19	1	.440	2	0	0-0	4	1	0	1.000
12 CLOSE, Alex	.293	21-18	75	13	22	3	1	3	15	36	.480	5	1	13	4	.346	0	0	2-3	134	5	1	.993
30 PERRITT, Ashton	.273	15-1	11	4	3	2	0	0	0	5	.455	2	1	2	0	.429	0	0	2-3	8	0	0	1.000
20 GRAUER, Danny	.222	3-3	9	2	2	0	0	0	4	2	.222	1	0	2	1	.273	1	0	0-0	5	1	0	1.000
3 RICHARDSON, Josh	.077	10-2	13	0	1	0	0	0	2	1	.077	1	0	1	0	.143	0	0	0-0	1	8	1	.900
14 HERNDON, Carson	.000	1-0	0	0	0	0	0	0	0	0	.000	0	1	0	0	1.000	0	0	0-0	0	1	0	1.000
Totals	.303	28	950	210	288	57	13	17	185	422	.444	96	53	133	18	.391	19	16	39-52	741	275	21	.980
Opponents	.226	28	890	78	201	25	2	11	73	263	.296	91	20	186	24	.310	4	12	9-21	696	287	63	.940

LOB - Team (228), Opp (198). DPs turned - Team (27), Opp (21). IBB - Team (3), SMITH, A. 1, PARMLEY, I. 1, CORDELL, R. 1, Opp (4). Picked off - PARMLEY, I. 1, SYPE, D. 1, SMITH, A. 1, HALEY, Z. 1.

(All games Sorted by Earned run avg)

Player	era	w-l	app	gs	cg	sho	sv	ip	h	r	er	bb	so	2b	3b	hr	b/avg	wp	hp	bk	sfa	sha	
21 ECKELBARGER, Patrick	1.22	5-0	6	6	2	1/3	0	37.0	19	5	5	10	29	3	0	2	.153	0	2	0	0	1	
25 NIGGLI, John	1.41	6-0	6	6	2	1/1	0	44.2	36	7	7	9	28	5	0	2	.225	1	1	0	0	2	
11 KEMMERER, Jacob	2.76	3-1	7	5	0	0/0	1	29.1	34	11	9	9	18	4	0	1	.293	0	2	0	0	1	

2 ROY, Brooks	0.00	3-0	5	0	0	0/1	0	8.2	4	0	0	2	5	0	0	0	.148	2	0	0	0	1	
38 DUDLEY, TIM	0.00	0-0	4	1	0	0/2	1	7.2	4	0	0	0	3	0	0	0	.154	0	0	0	1	0	
30 PERRITT, Ashton	0.00	0-0	2	0	0	0/2	0	2.0	1	0	0	2	2	0	0	0	.143	0	0	0	0	0	
26 BROWN, Daniel	1.04	0-0	7	0	0	0/2	0	8.2	6	2	1	2	8	0	0	0	.194	0	3	0	0	0	
14 HERNDON, Carson	1.69	2-1	6	2	0	0/3	1	16.0	11	3	3	7	15	1	0	0	.190	0	0	0	0	1	
8 FORSLUND, Blake	2.60	1-1	9	0	0	0/2	0	17.1	13	6	5	17	16	2	0	0	.213	1	3	0	0	0	
13 LAMBERT, Trey	3.00	0-0	5	2	0	0/0	1	9.0	5	3	3	2	5	0	1	1	.172	0	1	0	1	1	
33 MARTIN, Willi	3.00	0-0	3	0	0	0/1	0	3.0	3	1	1	3	3	1	0	0	.273	0	2	0	0	1	
55 BANKEMPER, Patrick	3.09	1-0	10	0	0	0/0	0	11.2	13	4	4	6	17	0	0	0	.289	2	3	0	1	0	
16 LYONS, Jared	3.10	0-2	10	2	0	0/1	0	20.1	15	8	7	4	13	2	0	2	.217	1	1	0	1	1	
6 CLOWERS, Shawn	3.38	1-0	6	0	0	0/0	0	8.0	6	7	3	6	7	2	0	1	.194	1	0	0	0	0	
34 YOUNG, Kody	3.68	1-0	8	2	0	0/2	1	14.2	15	7	6	7	12	4	0	1	.273	2	1	0	0	2	
20 GRAUER, Danny	3.86	0-0	3	0	0	0/1	1	2.1	2	3	1	1	2	1	0	0	.222	0	0	0	0	0	
17 PARMLEY, Ian	12.46	0-0	1	1	0	0/0	0	4.1	8	6	6	1	2	0	0	1	.444	0	0	0	0	1	
12 CLOSE, Alex	19.29	0-0	2	1	0	0/1	0	2.1	6	5	5	3	1	0	1	0	.462	0	1	0	0	0	
Totals	2.40	23-5	28	28	4	8/6	6	247.0	201	78	66	91	186	25	2	11	.226	10	20	0	4	12	
Opponents	6.48	5-23	28	28	1	0/0	3	232.0	288	210	167	96	133	57	13	17	.303	28	53	5	19	16	

PB - Team (1), WIMMER, T. 1, Opp (2). Pickoffs - Team (1), WIMMER, T. 1, Opp (4). SBA/ATT - WIMMER, T. (9-20), NIGGLI, J. (1-4), BROWN, D. (2-3), ECKELBARGER (2-3), FORSLUND, B. (1-2), YOUNG, K. (1-2), KEMMERER, J. (0-2), HERNDON, C. (1-1), COX, T. (0-1), PARMLEY, I. (0-1), ROY, B. (0-1), BANKEMPER, P (0-1), LYONS, J. (1-1).

PLAYER GAME-BY-GAME BATTING

AB-R-H-RBI

Opponent	Date	#19 AANDERU	#12 CLOSE,A	#9 CORDELL	#22 COX,T	#20 GRAUER,D	#1 HALEY,Z	#23 MCLEND	#17 PARMLEY,I	#30 PERRITT,A	#3 RICHARDS	#7 ROBERTS	#24 SIZEMORE	#4 SMITH,A	#5 SYPE,D	#10 WIMMER,T
Richmond	02-17-12	5-0-3-1	4-0-0-0	4-0-2-2	4-1-1-3	4-2-2-0	Def	4-2-2-0	0-0-0-0	1-0-0-0	4-3-3-3	1-0-0-0	2-3-1-1	1-0-0-0	5-1-0-0
Towson	02-18-12	5-0-2-1	1-0-0-0	5-0-1-0	4-0-2-1	1-1-1-1	4-1-1-0	1-0-0-0	5-2-2-0	Def	1-0-0-0	5-1-3-3	Def	5-1-1-1	3-1-1-0	5-1-2-0
Towson	02-18-12	3-1-2-1	4-0-1-0	0-1-0-0	4-2-3-5	4-1-0-0	Def	5-3-4-0	Def	1-0-0-0	4-3-1-2	1-0-1-0	4-1-1-1	5-0-1-1	5-0-0-0
The Citadel	02-19-12	4-1-1-1	1-1-1-1	3-2-1-1	3-0-0-1	4-1-2-1	0-1-0-0	6-1-2-0	3-1-2-0	Def	4-1-1-1	4-1-2-3	4-1-2-2
Radford	02-22-12	4-0-1-0	2-0-0-0	3-1-0-0	3-1-1-1	3-0-0-0	4-1-1-0	4-2-3-2	3-0-1-0	2-1-1-1
Siena	02-24-12	4-1-3-2	4-1-2-0	2-1-0-0	3-0-1-1	5-1-2-0	5-1-1-0	2-1-1-1	2-0-0-0	4-0-1-1
Siena	02-25-12	2-0-0-0	1-0-0-0	3-0-1-1	2-0-1-0	2-0-0-0	3-1-1-0	1-0-1-0	3-0-1-0	2-0-0-0	2-0-0-0
Siena	02-25-12	3-1-3-1	4-0-2-2	4-1-1-1	2-2-1-0	0-1-0-0	4-1-2-0	Def	4-1-1-1	2-0-0-1	3-0-0-0	2-0-1-1
Siena	02-26-12	2-0-1-0	4-2-1-0	3-0-0-0	3-0-3-2	4-0-0-1	5-0-1-0	4-0-1-0	3-0-1-1	4-2-2-0
Virginia	02-28-12	5-0-1-1	1-0-0-0	4-1-1-0	3-2-1-1	4-1-1-1	Def	5-1-1-0	4-0-2-1	0-0-0-0	3-2-1-0	5-1-1-1	5-0-2-2
Coppin State	03-03-12	2-0-0-0	3-0-1-0	0-1-0-0	0-0-0-1	3-0-0-0	2-1-0-0	3-0-0-0	3-0-0-0	3-0-0-0	2-0-1-1	3-0-0-0
Coppin State	03-03-12	5-1-2-2	2-1-0-0	3-1-1-2	2-2-2-1	1-0-0-0	3-2-0-1	2-0-1-1	1-2-1-2	1-0-1-0	4-2-2-1	3-1-1-3
Coppin State	03-04-12	5-1-3-5	5-0-2-1	1-0-0-0	3-1-0-0	0-1-0-1	4-3-3-1	0-1-0-0	1-0-0-0	4-1-1-0	3-0-1-0	4-3-2-1	4-2-1-0	3-0-0-0
Old Dominion	03-06-12	3-1-0-1	5-2-3-4	4-1-1-2	4-1-1-1	6-1-2-1	3-1-0-0	5-2-3-1	3-1-1-0	5-0-3-0
St. John's	03-09-12	3-1-2-2	5-1-1-0	5-0-2-5	4-2-2-0	3-3-1-0	4-1-2-4	3-2-1-1	2-1-0-0	5-0-0-0
St. John's	03-10-12	5-0-0-1	4-0-1-0	1-0-0-0	4-2-1-0	4-2-1-0	4-0-1-1	3-0-1-0	4-3-2-1	4-0-1-0	4-0-0-0
St. John's	03-10-12	4-0-2-0	4-0-0-1	4-1-1-0	3-0-0-0	3-1-1-0	4-2-2-0	3-0-0-0	4-0-1-1	3-0-0-1
St. John's	03-11-12	2-0-0-0	4-0-1-0	Def	4-0-0-0	4-1-1-0	3-0-1-0	5-0-1-1	3-0-0-0	3-0-1-0	4-0-0-0
Bryant	03-13-12	1-1-0-0	3-0-1-0	2-0-0-0	1-0-0-0	4-0-0-0	1-0-0-0	4-0-0-0	1-0-1-0	1-0-1-2	4-1-1-0	4-0-0-0	4-0-0-0
James Madison	03-14-12	5-2-2-0	5-0-1-0	Def	3-0-1-3	4-1-2-1	1-1-1-1	3-1-1-0	4-1-1-0	3-0-0-1	0-0-0-0	5-3-2-1	Def	4-0-0-0
Presbyterian	03-16-12	5-1-4-4	4-0-0-0	2-0-0-0	5-2-2-3	3-1-2-1	Def	6-2-1-2	2-1-0-0	1-0-0-0	1-0-0-0	3-2-1-2	4-3-3-1	4-1-1-0
Presbyterian	03-17-12	3-1-2-2	3-0-1-2	5-1-1-0	4-1-2-0	4-1-1-0	Def	3-1-2-1	1-0-1-0	1-0-0-0	5-0-1-0	4-0-0-0	4-0-1-0
Presbyterian	03-18-12	5-3-2-0	5-2-2-1	6-1-4-1	3-0-0-1	1-1-1-2	5-1-2-0	1-0-0-0	1-0-0-0	3-2-2-4	4-1-1-0	4-0-1-1	3-2-1-1
Old Dominion	03-21-12	4-1-3-1	4-0-1-0	5-0-0-0	4-2-2-5	2-3-2-0	4-3-2-2	2-0-0-0	3-1-1-1	5-1-2-0	3-1-2-1
Gardner-Webb	03-23-12	4-1-2-1	3-1-1-1	Def	1-0-0-0	3-0-1-1	4-0-1-1	4-1-1-0	4-0-0-0	3-0-0-0	4-1-2-0
Gardner-Webb	03-23-12	4-2-1-0	5-2-3-4	3-2-2-0	3-1-1-1	2-0-0-0	1-0-0-0	5-0-1-1	Def	0-0-0-0	5-1-2-0	4-0-1-1	3-0-2-1
Gardner-Webb	03-24-12	3-1-1-0	4-1-0-1	2-0-1-0	0-0-0-0	4-0-0-0	Def	3-1-1-0	Def	1-0-0-1	4-1-1-0	4-0-0-0	3-0-0-1
VCU	03-27-12	4-0-0-0	4-1-0-0	4-0-2-1	1-0-0-0	4-0-0-0	4-0-1-0	3-1-2-1	1-0-0-0	4-0-0-0

MISCELLANEOUS STATS

Multiple Hit Games	2	3	4	5+	Total
19 AANDERUD, Bryan	9	5	1	-	15
17 PARMLEY, Ian	9	1	1	-	11
1 HALEY, Zack	7	1	-	-	8
10 WIMMER, Trey	7	1	-	-	8
4 SMITH, Andy	5	2	-	-	7
7 ROBERTSON, Micha	4	2	-	-	6
22 COX, Tyler	5	1	-	-	6
9 CORDELL, Ryan	4	-	1	-	5
12 CLOSE, Alex	3	2	-	-	5
5 SYPE, Dalton	3	1	-	-	4
24 SIZEMORE, Justin	1	-	-	-	1
TEAM	57	16	3	0	76

Multiple RBI Games	2	3	4	5+	Total
19 AANDERUD, Bryan	4	-	1	1	6
7 ROBERTSON, Micha	3	2	1	-	6
22 COX, Tyler	1	2	-	2	5
9 CORDELL, Ryan	3	-	-	1	4
12 CLOSE, Alex	1	-	2	-	3
10 WIMMER, Trey	2	1	-	-	3
17 PARMLEY, Ian	2	-	-	-	2
4 SMITH, Andy	2	-	-	-	2
5 SYPE, Dalton	-	1	-	-	1
20 GRAUER, Danny	-	1	-	-	1
23 MCCLENDON, Tony	1	-	-	-	1
1 HALEY, Zack	1	-	-	-	1
24 SIZEMORE, Justin	-	-	1	-	1
TEAM	20	7	5	4	36

Hitting Streaks	Longest	Current
7 ROBERTSON, Micha	10	6
17 PARMLEY, Ian	9	9
19 AANDERUD, Bryan	8	-
1 HALEY, Zack	7	-
4 SMITH, Andy	7	3
12 CLOSE, Alex	6	-
10 WIMMER, Trey	6	-
5 SYPE, Dalton	6	-
9 CORDELL, Ryan	4	3
22 COX, Tyler	4	-
24 SIZEMORE, Justin	3	-
23 MCCLENDON, Tony	2	-
30 PERRITT, Ashton	2	-
20 GRAUER, Danny	2	-
3 RICHARDSON, Josh	1	-

Reached Base Streaks	Longest	Current
4 SMITH, Andy	28	28
7 ROBERTSON, Micha	20	20
19 AANDERUD, Bryan	12	12
5 SYPE, Dalton	11	-
1 HALEY, Zack	10	-
22 COX, Tyler	10	-
17 PARMLEY, Ian	9	9
9 CORDELL, Ryan	8	3
12 CLOSE, Alex	8	-
10 WIMMER, Trey	6	-
30 PERRITT, Ashton	4	-
20 GRAUER, Danny	3	3
24 SIZEMORE, Justin	3	2
23 MCCLENDON, Tony	2	-
3 RICHARDSON, Josh	1	-

2012 LIBERTY BASEBALL
Games Summary for Liberty (as of Mar 28, 2012)
(All games)

Score by innings	1	2	3	4	5	6	7	8	9	EX	Total
Liberty	32	21	29	18	16	27	21	35	11	0	210
Opponents	4	9	13	4	9	13	8	11	5	2	78

Record when ...

Overall	23-5	After 6 leading	20-1
Conference	5-1 trailing	2-2
Non-Conference	18-4 tied	1-2
Home games	14-5	After 7 leading	19-1
Away games	6-0 trailing	1-2
Neutral site	3-0 tied	1-1
Day games	22-4	After 8 leading	20-0
Night games	1-1 trailing	1-3
vs Left starter	7-1 tied	0-1
vs Right starter	16-4		
1-Run games	2-1	Hit 0 home runs	12-4
2-Run games	3-3	... 1 home run	7-1
5+Run games	12-0	... 2+ home runs	4-0
Extra innings	0-1		
Shutouts	8-0	Opponent 0 home runs	17-2
	 1 home run	5-2
Scoring 0-2 runs	2-3 2+ HRs	1-1
..... 3-5 runs	4-1		
..... 6-9 runs	7-1	Made 0 errors	11-2
..... 10+ runs	10-0	... 1 error	8-2
		... 2+ errors	4-1
Opponent 0-2 runs	14-0		
..... 3-5 runs	6-3	Opp. made 0 errors	5-0
..... 6-9 runs	3-2 1 error	2-2
..... 10+ runs	0-0 2+ errors	16-3
Scored in 1st inning	12-1	Out-hit opponent	18-0
Opp. scored in 1st	2-1	Out-hit by opponent	4-3
Scores first	19-0	Hits are tied	1-2
Opp. scores first	4-5		

Record when team scores:

Runs	0	1	2	3	4	5	6	7	8	9	10+
W-L	0-0	1-1	1-2	0-0	3-1	1-0	2-0	1-1	3-0	1-0	10-0

Record when opponent scores:

Runs	0	1	2	3	4	5	6	7	8	9	10+
W-L	8-0	2-0	4-0	4-1	2-1	0-1	2-1	0-0	0-0	1-1	0-0

Record when leading after:

Inn.	1	2	3	4	5	6	7	8
W-L	11-1	13-0	18-0	20-0	20-0	20-1	19-1	20-0

Record when trailing after:

Inn.	1	2	3	4	5	6	7	8
W-L	0-0	1-3	3-4	2-5	3-5	2-2	1-2	1-3

Record when tied after:

Inn.	1	2	3	4	5	6	7	8
W-L	12-4	9-2	2-1	1-0	0-0	1-2	1-1	0-1

Current losing streak: 2

Longest winning streak: 9

Longest losing streak: 2

Home attendance : 5277 (15 dates avg = 351)

Away attendance : 4668 (9 dates avg = 518)

Total attendance: 9945 (24 dates avg = 414)

STARTERS BY POSITION

Date	OPP	C	1B	2B	3B	SS	LF	CF	RF	DH
2/17	Richmond	Grauer	Cordell	Aanderud	Wimmer	Haley	Parmley	Smith	Robertson	Cox
2/18	Towson	Grauer	Cordell	Aanderud	Wimmer	Haley	Parmley	Smith	Robertson	Cox
2/18	Towson	Wimmer	Close	Aanderud	Sype	Haley	Parmley	Smith	Robertson	Cox
2/19	The Citadel	Cox	Wimmer	Aanderud	Sype	Haley	Cordell	Smith	Robertson	Parmley
2/22	RADFORD	Wimmer	Cordell	Aanderud	Sype	Haley	Parmley	Smith	Robertson	Cox
2/24	SIENA	Wimmer	Close	Aanderud	Sype	Haley	Parmley	Smith	Robertson	Cox
2/25	SIENA	Wimmer	Sizemore	Aanderud	Sype	Haley	Parmley	Smith	Robertson	Cox
2/25	SIENA	Wimmer	Cordell	Aanderud	Sype	Haley	Parmley	Smith	Robertson	Cox
2/26	SIENA	Wimmer	Cordell	Aanderud	Sype	Haley	Parmley	Smith	Robertson	Cox
2/28	Virginia	Wimmer	Cordell	Aanderud	Sype	Haley	Parmley	Smith	Robertson	Cox
3/3	COPPIN ST.	Wimmer	Close	Aanderud	Sype	Haley	Parmley	Smith	Robertson	Cox
3/3	COPPIN ST.	Wimmer	Cordell	Aanderud	Sype	Haley	Parmley	Smith	Robertson	Close
3/4	COPPIN ST.	Wimmer	Close	Aanderud	Sype	Haley	Parmley	Smith	Robertson	Sizemore
3/6	Old Dominion	Wimmer	Cordell	Aanderud	Sype	Haley	Parmley	Smith	Robertson	Close
3/9	ST. JOHN'S	Wimmer	Cordell	Aanderud	Sype	Haley	Parmley	Smith	Robertson	Close
3/10	ST. JOHN'S	Wimmer	Cordell	Aanderud	Sype	Haley	Parmley	Smith	Robertson	Sizemore
3/10	ST. JOHN'S	Wimmer	Cordell	Aanderud	Sype	Haley	Parmley	Smith	Robertson	Cox
3/11	ST. JOHN'S	Wimmer	Close	Aanderud	Sype	Haley	Parmley	Smith	Robertson	Cox
3/13	BRYANT	Wimmer	Close	Aanderud	Sype	Haley	Parmley	Smith	Cordell	Cox
3/14	JMU	Wimmer	Close	Aanderud	Richardson	Haley	Parmley	Smith	Perritt	Cox
3/16	Presbyterian	Wimmer	Close	Aanderud	Sype	Haley	Parmley	Smith	Cordell	Cox
3/17	Presbyterian	Wimmer	Close	Aanderud	Sype	Haley	Parmley	Smith	Cordell	Cox
3/18	Presbyterian	Wimmer	Close	Aanderud	Sype	Haley	Parmley	Smith	Cordell	Sizemore
3/21	ODU	Wimmer	Close	Aanderud	Sype	Haley	Parmley	Smith	Cordell	Cox
3/23	G-WEBB	Wimmer	Close	Aanderud	Sype	Haley	Parmley	Smith	Robertson	Cox
3/23	G-WEBB	Wimmer	Close	Aanderud	Sype	Haley	Parmley	Smith	Cordell	Cox
3/24	G-WEBB	Wimmer	Close	Aanderud	Sype	Haley	Parmley	Smith	Cordell	Sizemore
3/27	VCU	Wimmer	Close	Aanderud	Richardson	Haley	Parmley	Smith	Cordell	Grauer

STARTERS BY BATTING ORDER

Date	OPP	1	2	3	4	5	6	7	8	9
2/16	Richmond	Parmley	Smith	Robertson	Grauer	Cox	Aanderud	Cordell	Wimmer	Haley
2/17	Towson	Parmley	Smith	Robertson	Grauer	Cox	Aanderud	Cordell	Wimmer	Haley
2/17	Towson	Parmley	Smith	Robertson	Cox	Aanderud	Close	Wimmer	Sype	Haley
2/18	The Citadel	Parmley	Smith	Robertson	Cox	Aanderud	Cordell	Wimmer	Sype	Haley
2/16	RADFORD	Parmley	Smith	Robertson	Cox	Aanderud	Cordell	Wimmer	Sype	Haley
2/24	SIENA	Parmley	Smith	Robertson	Cox	Aanderud	Wimmer	Close	Sype	Haley
2/25	SIENA	Parmley	Smith	Robertson	Cox	Aanderud	Wimmer	Sizemore	Sype	Haley
2/25	SIENA	Parmley	Smith	Robertson	Cox	Aanderud	Wimmer	Cordell	Sype	Haley
2/26	SIENA	Parmley	Smith	Robertson	Cox	Aanderud	Wimmer	Cordell	Sype	Haley
2/28	Virginia	Parmley	Smith	Robertson	Cox	Aanderud	Wimmer	Cordell	Sype	Haley
3/3	COPPIN ST.	Parmley	Smith	Robertson	Cox	Aanderud	Wimmer	Close	Sype	Haley
3/3	COPPIN ST.	Parmley	Smith	Robertson	Aanderud	Cordell	Close	Wimmer	Sype	Haley
3/4	COPPIN ST.	Parmley	Smith	Robertson	Aanderud	Sizemore	Close	Wimmer	Sype	Haley
3/6	Old Dominion	Parmley	Smith	Robertson	Aanderud	Cordell	Close	Wimmer	Sype	Haley
3/9	St. John's	Parmley	Smith	Robertson	Aanderud	Close	Cordell	Wimmer	Sype	Haley
3/10	St. John's	Parmley	Smith	Robertson	Aanderud	Sizemore	Cordell	Wimmer	Sype	Haley
3/10	St. John's	Parmley	Smith	Robertson	Cox	Aanderud	Cordell	Wimmer	Sype	Haley
3/11	St. John's	Parmley	Smith	Robertson	Cox	Aanderud	Close	Wimmer	Sype	Haley
3/13	BRYANT	Parmley	Smith	Aanderud	Cox	Close	Cordell	Wimmer	Sype	Haley
3/14	JMU	Parmley	Smith	Aanderud	Cox	Close	Richardson	Wimmer	Perritt	Haley
3/16	Presbyterian	Parmley	Smith	Aanderud	Cox	Close	Cordell	Wimmer	Sype	Haley
3/17	Presbyterian	Parmley	Smith	Aanderud	Cox	Close	Cordell	Wimmer	Sype	Haley
3/18	Presbyterian	Parmley	Smith	Aanderud	Sizemore	Close	Cordell	Wimmer	Sype	Haley
3/21	ODU	Parmley	Smith	Aanderud	Cox	Close	Cordell	Wimmer	Sype	Haley
3/23	G-Webb	Parmley	Smith	Robertson	Cox	Aanderud	Close	Wimmer	Sype	Haley
3/23	G-Webb	Parmley	Smith	Aanderud	Cox	Close	Cordell	Wimmer	Sype	Haley
3/24	G-Webb	Parmley	Smith	Aanderud	Sizemore	Close	Cordell	Wimmer	Sype	Haley
3/27	VCU	Parmley	Smith	Aanderud	Grauer	Close	Cordell	Wimmer	Sype	Haley

2012 LIBERTY BASEBALL
Conference statistics for Liberty (as of Mar 26, 2012)
(Big South games only Sorted by Batting avg)

Record: 5-1 Home: 2-1 Away: 3-0 Big South: 5-1

Player	avg	gp-gs	ab	r	h	2b	3b	hr	rbi	tb	slg%	bb	hp	so	gdp	ob%	sf	sh	sb-att	po	a	e	fld	
19 AANDERUD, Bryan	.500	6-6	24	9	12	2	2	1	7	21	.875	3	1	2	1	.552	1	0	1-1	8	19	1	.9	
9 CORDELL, Ryan	.444	6-5	18	4	8	1	0	0	1	9	.500	3	0	2	0	.524	0	0	1-1	10	0	0	1.0	
10 WIMMER, Trey	.333	6-6	21	4	7	2	1	0	3	11	.524	2	1	2	1	.417	0	1	0-0	28	1	0	1.0	
17 PARMLEY, Ian	.308	6-6	26	5	8	0	1	0	5	10	.385	2	2	6	0	.387	1	1	4-5	12	0	0	1.0	
12 CLOSE, Alex	.292	6-6	24	6	7	3	0	1	9	13	.542	2	0	4	1	.346	0	0	1-2	52	3	0	1.0	
4 SMITH, Andy	.240	6-6	25	5	6	0	1	0	2	8	.320	2	2	2	1	.333	1	0	3-3	23	0	0	1.0	
5 SYPE, Dalton	.217	6-6	23	3	5	1	0	0	3	6	.261	1	0	1	0	.250	0	1	0-0	5	12	2	.8	
1 HALEY, Zack	.211	6-6	19	2	4	0	0	0	3	4	.211	1	2	1	0	.292	2	1	0-1	10	17	2	.9	

23 MCCLENDON, Tony	.500	5-0	2	1	1	0	0	1	2	4	2.000	0	0	1	0	.500	0	0	0-0	2	0	1	.6	
22 COX, Tyler	.385	5-4	13	4	5	0	0	2	4	11	.846	2	4	4	0	.579	0	0	0-0	0	0	0	.0	
24 SIZEMORE, Justin	.333	5-2	6	2	2	0	0	1	5	5	.833	6	0	2	0	.667	0	0	0-0	0	0	0	.0	
30 PERRITT, Ashton	.250	5-0	4	1	1	1	0	0	0	2	.500	0	1	1	0	.400	0	0	0-0	4	0	0	1.0	
7 ROBERTSON, Michael	.250	1-1	4	1	1	0	0	0	0	1	.250	0	0	0	0	.250	0	0	0-0	3	0	0	1.0	
3 RICHARDSON, Josh	.000	3-0	2	0	0	0	0	0	0	0	.000	0	0	0	0	.000	0	0	0-0	0	2	1	.6	
Totals	.318	6	211	47	67	10	5	6	44	105	.498	24	13	28	4	.411	5	4	10-13	162	60	7	.9	
Opponents	.246	6	203	17	50	7	0	3	17	66	.325	15	3	31	6	.306	1	4	2-2	156	50	8	.9	

LOB - Team (54), Opp (47). DPs turned - Team (7), Opp (4). IBB - Team (1), CORDELL, R. 1, Opp (1).

(Big South games only Sorted by Earned run avg)

Player	era	w-l	app	gs	cg	sho	sv	ip	h	r	er	bb	so	2b	3b	hr	b/avg	wp	hp	bk	sfa	sl
21 ECKELBARGER, Patrick	1.12	2-0	2	2	1	0/1	0	16.0	7	2	2	3	11	2	0	2	.132	0	0	0	0	0
11 KEMMERER, Jacob	1.80	1-0	2	2	0	0/0	0	10.0	16	2	2	2	6	2	0	0	.364	0	0	0	0	0
25 NIGGLI, John	2.25	2-0	2	2	1	0/0	0	16.0	12	4	4	4	4	1	0	1	.214	0	1	0	0	0

2 ROY, Brooks	0.00	0-0	2	0	0	0/1	0	2.2	2	0	0	1	2	0	0	0	.200	2	0	0	0	0
16 LYONS, Jared	0.00	0-0	1	0	0	0/0	0	1.2	0	0	0	0	1	0	0	0	.000	0	0	0	1	1
55 BANKEMPER, Patrick	0.00	0-0	2	0	0	0/0	0	1.2	0	0	0	1	1	0	0	0	.000	0	0	0	0	0
26 BROWN, Daniel	0.00	0-0	1	0	0	0/1	0	1.0	1	0	0	0	1	0	0	0	.250	0	1	0	0	0
33 MARTIN, Willi	9.00	0-0	1	0	0	0/0	0	1.0	2	1	1	1	1	1	0	0	.400	0	1	0	0	0
14 HERNDON, Carson	10.12	0-1	1	0	0	0/0	0	2.2	6	3	3	1	1	0	0	0	.462	0	0	0	0	0
8 FORSLUND, Blake	18.00	0-0	1	0	0	0/0	0	1.0	2	2	2	2	3	0	0	0	.400	0	0	0	0	0
20 GRAUER, Danny	27.00	0-0	1	0	0	0/0	0	0.1	2	3	1	0	0	1	0	0	.500	0	0	0	0	0
Totals	2.50	5-1	6	6	2	1/1	0	54.0	50	17	15	15	31	7	0	3	.246	2	3	0	1	1
Opponents	7.10	1-5	6	6	0	0/0	0	52.0	67	47	41	24	28	10	5	6	.318	9	13	1	5	5

SBA/ATT - WIMMER, T. (2-2), NIGGLI, J. (1-1), HERNDON, C. (1-1).

PITCHERS' TALLY -**LIBERTY RECORD BY STARTING PITCHER**

PITCHER	RECORD	PCT.
Patrick Eckelbarger	6-0	1.000
John Niggli	6-0	1.000
Tim Dudley	1-0	1.000
Carson Herndon	2-0	1.000
Trey Lambert	2-0	1.000
Ian Parmley	1-0	1.000
Jacob Kemmerer	3-2	.600
Kody Young	1-1	.500
Jared Lyons	1-1	.500
Alex Close	0-1	.000

STARTERS' RUN SUPPORT

PITCHER	STARTS	AVG.
Patrick Eckelbarger	6	7.2
High: 14 vs. Coppin State (3/3)		
Low: 1 vs. Siena (2/25)		
John Niggli	6	8.2
High: 13 vs. Presbyterian College (3/16)		
Low: 2 vs. Coppin State (3/3)		
Jacob Kemmerer	5	8.0
High: 13 vs. Presbyterian College (3/18)		
Low: 1 vs. St. John's (3/11)		
Carson Herndon	2	10.5
High: 12 vs. Old Dominion (3/21)		
Low: 9 vs. James Madison (3/14)		
Trey Lambert	2	4.0
High: 4 vs. Siena (2/26), St. John's (3/10)		
Low: 4 vs. Siena (2/26), St. John's (3/10)		
Jared Lyons	2	9.5
High: 13 vs. Coppin State (3/4)		
Low: 6 vs. Bryant (3/13)		
Kody Young	2	4.0
High: 6 vs. Radford (2/22)		
Low: 2 vs. VCU (3/27)		
Alex Close	1	7.0
High: 7 vs. Siena (2/25)		
Low:		
Tim Dudley	1	8.0
High: 8 at Virginia (2/28)		
Low:		
Ian Parmley	1	11.0
High: 11 at The Citadel (2/19)		
Low:		

BIG INNINGS FOUR-PLUS RUNS**LIBERTY**

DATE	OPP	INN.	RUNS	RESULT
2/17	vs. Richmond	1	4	W, 12-0
2/17	vs. Richmond	8	4	W, 12-0
2/19	at The Citadel	9	7	W, 11-9
3/3	COPPIN STATE	2	10	W, 14-0
3/4	COPPIN STATE	8	6	W, 13-1
3/6	at Old Dominion	1	4	W, 10-6
3/6	at Old Dominion	3	4	W, 10-6
3/9	ST. JOHN'S	5	4	W, 12-2
3/9	ST. JOHN'S	8	4	W, 12-2
3/16	at Presbyterian	8	8	W, 13-4
3/18	at Presbyterian	7	5	W, 13-3
3/21	OLD DOMINION	5	4	W, 12-6
3/23	GARDNER-WEBB	3	5	W, 8-0
3/24	GARDNER-WEBB	6	4	L, 5-4

OPPONENT

DATE	OPP	INN.	RUNS	RESULT
2/19	at The Citadel	5	6	W, 11-9
2/25	SIENA	2	4	L, 7-9
3/21	OLD DOMINION	6	5	W, 12-6

HOME RUN LISTING

DATE	PLAYER	OPP.	INN.	ON BASE	OUT	RESULT
2/18	Tyler Cox	vs. Towson	6	1	0	W, 12-3
2/18	Michael Robertson	vs. Towson	7	1	2	W, 12-3
2/19	Trey Wimmer	The Citadel	6	1	1	W, 11-9
2/23	Andy Smith	RADFORD	3	1	2	W, 6-3
3/6	Alex Close	at Old Dominion	1	2	2	W, 10-6
3/6	Ryan Cordell	at Old Dominion	3	1	1	W, 10-6
3/6	Alex Close	at Old Dominion	3	0	1	W, 10-6
3/9	Andy Smith	ST. JOHN'S	1	0	1	W, 12-2
3/10	Andy Smith	ST. JOHN'S	6	0	2	W, 7-4
3/16	Tyler Cox	at Presbyterian	8	0	0	W, 13-4
3/16	Tyler Cox	at Presbyterian	8	1	2	W, 13-4
3/18	Justin Sizemore	at Presbyterian	1	2	1	W, 13-3
3/18	Tony McClendon	at Presbyterian	9	1	2	W, 13-3
3/21	Tyler Cox	OLD DOMINION	2	2	2	W, 12-6
3/23	Bryan Aanderud	GARDNER-WEBB	7	0	2	W, 4-3
3/24	Alex Close	GARDNER-WEBB	3	3	0	W, 8-0
3/27	Andy Smith	VCU	4	0	0	L, 2-4 (10)

2012 LIBERTY BASEBALL
Team Game-by-Game for Liberty (as of Mar 28, 2012)
Batting (All games)

Date	Opponent	ab	r	h	rbi	2b	3b	hr	bb	ibb	sb	cs	hbp	sac	sf	gdp	k	po	a	e	avg
02-17-12	vs Richmond	39	12	14	10	2	0	0	2	0	3	0	2	1	1	1	5	27	10	1	.359
02-18-12	vs Towson	45	8	16	7	4	0	0	1	0	2	1	0	0	0	0	6	27	10	0	.357
02-18-12	vs Towson	40	12	14	10	6	1	2	5	0	3	0	0	0	0	1	8	27	5	0	.355
02-19-12	at The Citadel	36	11	14	11	3	1	1	2	0	1	0	6	0	2	3	2	27	12	0	.363
02-22-12	RADFORD	28	6	8	4	1	0	1	0	0	2	1	2	2	1	0	5	27	14	1	.351
02-24-12	SIENA	31	6	11	5	5	0	0	2	0	0	2	4	1	1	0	3	27	12	0	.352
02-25-12	SIENA	21	1	5	1	3	0	0	1	1	0	0	0	0	0	0	4	21	7	1	.342
02-25-12	SIENA	28	7	11	7	1	0	0	2	0	0	0	2	2	1	2	3	21	9	1	.347
02-26-12	SIENA	32	4	10	4	0	1	0	3	0	1	1	2	2	1	0	7	27	9	0	.343
02-28-12	at Virginia	39	8	11	7	2	1	0	4	0	1	0	1	0	0	0	5	27	9	1	.336
03-03-12	COPPIN STATE	24	2	2	2	0	1	0	4	0	2	0	1	0	2	0	0	27	8	1	.320
03-03-12	COPPIN STATE	28	14	12	14	1	1	0	6	0	1	0	4	0	2	1	0	21	5	0	.327
03-04-12	COPPIN STATE	37	13	13	9	1	1	0	5	0	1	1	1	0	0	1	4	27	12	1	.329
03-06-12	at Old Dominion	38	10	14	10	2	1	3	3	0	3	0	2	2	1	1	6	27	11	1	.333
03-09-12	ST. JOHN'S	34	12	11	12	1	0	1	6	0	4	1	3	0	0	0	8	27	14	1	.332
03-10-12	ST. JOHN'S	37	7	8	3	1	0	1	3	1	0	0	0	0	0	1	4	27	8	0	.324
03-10-12	ST. JOHN'S	32	4	7	3	1	0	0	1	0	1	1	1	0	1	0	7	27	7	0	.318
03-11-12	ST. JOHN'S	32	1	5	1	1	0	0	5	0	0	0	3	0	0	1	9	27	10	2	.309
03-13-12	BRYANT	30	2	4	2	1	0	0	5	0	0	1	1	0	0	1	4	27	15	0	.301
03-14-12	JAMES MADISON	37	9	11	7	4	0	0	4	0	2	0	0	0	0	0	2	27	9	0	.301
*03-16-12	at Presbyterian	40	13	14	13	0	1	2	2	0	2	0	2	1	1	0	6	27	12	2	.304
*03-17-12	at Presbyterian	37	5	12	5	2	0	0	2	0	2	0	2	1	1	0	5	27	8	3	.305
*03-18-12	at Presbyterian	41	13	16	11	4	2	2	7	0	2	0	1	1	1	0	4	27	7	2	.309
03-21-12	OLD DOMINION	36	12	15	10	5	0	1	6	0	2	1	3	1	1	1	5	27	7	2	.314
*03-23-12	GARDNER-WEBB	30	4	8	4	0	1	1	4	0	1	1	2	0	2	1	2	27	9	0	.312
*03-23-12	GARDNER-WEBB	35	8	13	8	4	1	1	3	0	1	0	3	0	0	2	7	27	12	0	.315
*03-24-12	GARDNER-WEBB	28	4	4	3	0	0	0	6	1	2	2	3	1	0	1	4	27	12	0	.309
03-27-12	VCU	35	2	5	2	2	0	1	2	0	0	0	2	1	0	0	8	30	12	1	.303
Totals		950	210	288	185	57	13	17	96	3	39	13	53	16	19	18	133	741	275	21	.303

2012 LIBERTY BASEBALL
 Team Game-by-Game for Liberty (as of Mar 28, 2012)
 Pitching (All games)

Date	Opponent	ip	h	r	er	bb	so	2b	3b	hr	wp	bk	hbp	dp	ibb	score	w-l	sv	era
02-17-12	vs Richmond	9.0	6	0	0	4	6	2	0	0	0	0	0	1	0	12-0	1-0	0	0.00
02-18-12	vs Towson	9.0	6	0	0	2	8	0	0	0	0	0	1	1	0	8-0	2-0	0	0.00
02-18-12	vs Towson	9.0	6	3	3	4	5	1	0	0	0	0	1	1	0	12-3	3-0	0	1.00
02-19-12	at The Citadel	9.0	13	9	9	4	5	0	0	1	0	0	3	3	1	11-9	4-0	1	3.00
02-22-12	RADFORD	9.0	10	3	2	3	4	2	0	0	1	0	0	0	0	6-3	5-0	2	2.80
02-24-12	SIENA	9.0	13	2	2	0	7	1	0	0	0	0	0	4	0	6-2	6-0	3	2.67
02-25-12	SIENA	7.0	3	0	0	2	6	0	0	0	0	0	0	0	0	1-0	7-0	3	2.36
02-25-12	SIENA	7.0	11	9	8	9	3	0	1	0	1	0	1	0	1	7-9	7-1	3	3.18
02-26-12	SIENA	9.0	2	2	2	3	4	0	1	0	0	0	0	0	0	4-2	8-1	3	3.04
02-28-12	at Virginia	9.0	2	0	0	6	9	0	0	0	1	0	0	1	0	8-0	9-1	4	2.72
03-03-12	COPPIN STATE	9.0	2	0	0	2	12	0	0	0	1	0	0	0	0	2-0	10-1	4	2.46
03-03-12	COPPIN STATE	7.0	3	0	0	1	12	0	0	0	0	0	0	0	0	14-0	11-1	4	2.29
03-04-12	COPPIN STATE	9.0	4	1	0	3	12	0	0	0	0	0	2	1	0	13-1	12-1	4	2.11
03-06-12	at Old Dominion	9.0	18	6	5	7	5	3	0	1	0	0	0	2	0	10-6	13-1	4	2.33
03-09-12	ST. JOHN'S	9.0	8	2	2	1	8	2	0	1	0	0	0	1	0	12-2	14-1	4	2.30
03-10-12	ST. JOHN'S	9.0	9	4	4	5	8	1	0	0	0	0	2	2	0	7-4	15-1	5	2.41
03-10-12	ST. JOHN'S	9.0	6	1	1	2	5	0	0	1	0	0	0	0	0	4-1	16-1	6	2.33
03-11-12	ST. JOHN'S	9.0	5	3	3	5	5	1	0	1	0	0	1	0	1	1-3	16-2	6	2.37
03-13-12	BRYANT	9.0	7	6	6	2	8	2	0	2	2	0	2	1	0	2-6	16-3	6	2.56
03-14-12	JAMES MADISON	9.0	1	0	0	3	8	0	0	0	0	0	1	0	0	9-0	17-3	6	2.43
*03-16-12	at Presbyterian	9.0	11	4	4	6	6	1	0	0	0	0	1	2	1	13-4	18-3	6	2.51
*03-17-12	at Presbyterian	9.0	4	2	2	0	5	0	0	2	0	0	0	1	0	5-2	19-3	6	2.48
*03-18-12	at Presbyterian	9.0	11	3	1	4	7	1	0	0	2	0	0	0	0	13-3	20-3	6	2.42
03-21-12	OLD DOMINION	9.0	7	6	1	5	9	1	0	0	1	0	3	1	0	12-6	21-3	6	2.36
*03-23-12	GARDNER-WEBB	9.0	5	3	3	1	2	1	0	1	0	0	1	1	0	4-3	22-3	6	2.38
*03-23-12	GARDNER-WEBB	9.0	5	0	0	3	7	2	0	0	0	0	1	3	0	8-0	23-3	6	2.29
*03-24-12	GARDNER-WEBB	9.0	14	5	5	1	4	2	0	0	0	0	0	0	0	4-5	23-4	6	2.39
03-27-12	VCU	10.0	9	4	3	3	6	2	0	1	1	0	0	1	0	2-4	23-5	6	2.40
Totals		247.0	201	78	66	91	186	25	2	11	10	0	20	27	4	210-78	23-5	6	2.40

2012 LIBERTY BASEBALL																
Inherited Runners/Scored Breakdown for Liberty (as of Mar 29, 2012)																
(All games)																
Opponent	Date	#55 Bankemper	#26 Brown,d	#6 Clowers,s	#38 Dudley,t	#21 Eckelbarger	#8 Forslund,b	#20 Grauer,d	#14 Herndon,c	#11 Kemmerer,j	#13 Lambert,t	#16 Lyons,j	#33 Martin,w	#30 Perritt,a	#2 Roy,b	#34 Young,k
Richmond	02-17-12	0/0	Start	0/0	0/0	3/0	0/0	0/0
Towson	02-18-12	3/2	0/0	0/0	Start	0/0	Start	0/0
Towson	02-18-12
The Citadel	02-19-12	2/2	1/1	3/1	0/0	0/0	2/0	0/0	Start
Radford	02-22-12	0/0	2/0	0/0	0/0
Siena	02-24-12	Start	1/0
Siena	02-25-12
Siena	02-25-12	2/0	3/1	Start	2/1	0/0
Siena	02-26-12	0/0	0/0	Start	0/0
Virginia	02-28-12	Start	0/0
Coppin State	03-03-12
Coppin State	03-03-12	Start	0/0	0/0
Coppin State	03-04-12	0/0	0/0	0/0	0/0	0/0	0/0	Start	0/0	0/0	0/0
Old Dominion	03-06-12	1/0	0/0	Start	0/0	0/0
St. John's	03-09-12	0/0
St. John's	03-10-12	3/1	Start	2/0
St. John's	03-10-12	0/0	0/0	Start	0/0	0/0
St. John's	03-11-12	2/1	2/0	Start	3/0	2/1
Bryant	03-13-12	0/0	Start	1/0
James Madison	03-14-12	0/0	0/0	Start	0/0
Presbyterian	03-16-12	0/0	0/0
Presbyterian	03-17-12	Start
Presbyterian	03-18-12	2/0	0/0	Start	2/2
Old Dominion	03-21-12	2/0	0/0	0/0	3/3	Start	0/0
Gardner-Webb	03-23-12	0/0	Start	0/0
Gardner-Webb	03-23-12	0/0
Gardner-Webb	03-24-12	3/1	1/1	Start	0/0	Start
VCU	03-27-12	2/1	0/0	2/0
Totals	57/20	17/5	4/3	2/1	5/1	0/0	8/4	0/0	1/1	1/0	2/0	12/2	0/0	0/0	2/2	3/1

PLAYER NOTES

#1 ZACK HALEY

INF

SEASON: .301 LAST 5: .200
BIG SOUTH: .211 LAST 10: .242

- Has started every game at shortstop this season
- Leads the Flames and second in the Big South Conference with 10 doubles
- Had his first three-hit game of the year vs. Siena, 2/26
- Started 44 games at second base in 2011

CAREER STATISTICS

Year	Avg.	GP-GS	AB	R	H	2B	3B	HR	RBI	SLG%	BB	SO	OB%	SB-A
2011	.284	48-48	148	28	42	10	1	2	19	.405	8	33	.376	9-12
2012	.301	28-28	93	24	28	10	0	0	12	.409	6	14	.374	5-8
TOT	.290	76-76	241	52	70	20	1	2	31	.407	14	47	.375	14-20

SEASON HIGHS

HITS: 3, Siena, 2/26
RUNS: 2, five times
RBI: 2, Siena, 2/26
HIT STREAK: 7 games, 2/19-28

CAREER HIGHS:

HITS: 3, five times
RUNS: 2, ten times
RBI: 3, Charleston Southern, 03/19/11
HIT STREAK: 9 games, 4/9-4/23/11

#3 JOSH RICHARDSON

INF/RHP

SEASON: .077 LAST 5: .000
BIG SOUTH: .000 LAST 10: .000

- After pitching exclusively in 2011, he has seen action at shortstop and third base
- Made first start of season at third base against James Madison, 3/14
- Played 15 games, with 10 starts at shortstop as a freshman in 2010

CAREER STATISTICS

Year	Avg.	GP-GS	AB	R	H	2B	3B	HR	RBI	SLG%	BB	SO	OB%	SB-A
2010	.205	15-10	39	11	8	2	0	2	7	.410	9	7	.333	1-1
2012	.077	10-2	13	0	1	0	0	0	2	.077	1	1	.143	0-0
TOT	.173	25-12	52	11	9	2	0	2	9	.327	10	8	.292	1-1

SEASON HIGHS

HITS: 1, Coppin State, 3/3
RUNS: N/A
RBI: 1, Coppin State, 3/3
HIT STREAK: N/A

CAREER HIGHS:

HITS: 2, two times
RUNS: 1, three times
RBI: 2, at High Point, 3/20/09
HIT STREAK: 6 games, 2/28-3/12/10



Zack Haley

#4 ANDY SMITH

OF

SEASON: .323 LAST 5: .316
BIG SOUTH: .240 LAST 10: .300

- Has started every Liberty game in center field this season
- Has reached base safely in every Liberty game this season
- Second in Big South and fifth nationally in runs scored
- Tied for the team lead in home runs
- Transfer from Bellevue College, where he earned first team All-NWAACC North Region and academic honors

CAREER STATISTICS

Year	Avg.	GP-GS	AB	R	H	2B	3B	HR	RBI	SLG%	BB	SO	OB%	SB-A
2012	.323	28-28	99	34	32	2	3	4	18	.525	12	16	.441	6-8

SEASON/CAREER HIGHS

HITS: 3, two times
RUNS: 3, two times
RBI: 2, two times
HIT STREAK: 7 games, 2/17-25

#5 DALTON SYPE

INF

SEASON: .244 LAST 5: .176
BIG SOUTH: .217 LAST 10: .212

- All of his starts have come at third base
- Had a career-long six game hit streak, 2/26-3/6
- Has three triples in 2012 - second in the Big South lead
- Collected his first three-hit game of the year and scored three times at Presbyterian College, 3/16
- Had the big blow, a bases-loaded triple, in Liberty's seven-run ninth inning to erase a 9-5 deficit in an 11-9 win over The Citadel (2/19).
- Played in 10 games, with seven starts in 2011, before receiving a medical redshirt

CAREER STATISTICS

Year	Avg.	GP-GS	AB	R	H	2B	3B	HR	RBI	SLG%	BB	SO	OB%	SB-A
2011	.276	10-7	29	3	8	0	0	0	6	.276	1	3	.290	1-2
2012	.244	28-24	90	13	22	2	3	0	12	.333	5	12	.310	1-2
TOT	.252	38-31	119	16	30	2	3	0	18	.319	6	15	.305	2-4

SEASON HIGHS

HITS: 3, at Presbyterian, 3/16
RUNS: 3, at Presbyterian, 3/16
RBI: 3, at The Citadel, 2/19
HIT STREAK: 6 games, 2/26-3/6

CAREER HIGHS:

HITS: 3, two times
RUNS: 3, at Presbyterian, 3/16/12
RBI: 3, at The Citadel, 2/19/12
HIT STREAK: 6 games, 2/26/12-3/6/12



Andy Smith

PLAYER NOTES

#7 MICHAEL ROBERTSON **OF**
SEASON: .351 **LAST 5:** .250
BIG SOUTH: .250 **LAST 10:** .400

- Has at least one hit in 18 out of the 20 games he has played
- Has reached safely in all 20 games
- Had a 10-game hitting streak, the longest of any Liberty player this season, 2/17-28
- Opened the year with back-to-back three hit games against Richmond and Towson, 2/17-2/18
- Has been an outfield starter since joining the Flames in 2009
- Liberty team captain
- Last Liberty hitter to have five hits in a game, going 5-for-5 against UNC Asheville on 5/7/11

CAREER STATISTICS

Year	Avg.	GP-GS	AB	R	H	2B	3B	HR	RBI	SLG%	BB	SO	OB%	SB-A
2010	.337	54-53	178	39	60	13	4	4	43	.522	12	16	.429	4-7
2011	.316	58-58	215	39	68	12	2	2	35	.419	14	11	.383	18-22
2012	.351	20-19	74	20	26	6	0	1	20	.473	5	11	.424	7-8
TOT	.330	132-130	467	98	154	31	6	7	98	.467	31	78	.407	29-37

SEASON HIGHS
HITS: 3, two times
RUNS: 3, two times
RBI: 4, St. John's, 3/9
HIT STREAK: 10 games, 2/17-28

CAREER HIGHS:
HITS: 5, UNC Asheville, 5/7/11
RUNS: 3, 7 times
RBI: 4, three times
HIT STREAK: 10 games, two times

#9 RYAN CORDELL **OF/1B/RHP**
SEASON: .273 **LAST 5:** .357
BIG SOUTH: .444 **LAST 10:** .345

- Has made 20 starts - nine in the outfield and 11 at first base
- Collected the first four-hit game of his college career at Presbyterian College, 3/18/12
- Had a career-high five RBIs against St. John's, 3/9
- Hit first home run of the season at Old Dominion, 3/6
- Played in 24 games in 2011 - 12 in the outfield, seven as the designated hitter and five appearances as a pitcher
- Made first collegiate start against James Madison on 4/6/11
- Made nine starts in the outfield in 2011
- Hit his first two collegiate home runs at South Carolina on 4/26/11

CAREER STATISTICS

Year	Avg.	GP-GS	AB	R	H	2B	3B	HR	RBI	SLG%	BB	SO	OB%	SB-A
2011	.255	19-15	55	9	14	2	0	2	6	.400	2	15	.300	2-2
2012	.273	27-20	77	13	21	4	1	1	15	.390	6	9	.337	2-3
TOT	.265	46-35	132	22	35	6	1	3	21	.394	8	24	.322	4-5

SEASON HIGHS
HITS: 4, at Presbyterian, 3/18/12
RUNS: 2, three times
RBI: 5, St. John's, 3/9
HIT STREAK: 4 games, 2/25-28

CAREER HIGHS:
HITS: 4, at Presbyterian, 3/18/12
RUNS: 2, six times
RBI: 5, St. John's, 3/9/12
HIT STREAK: 7 games, 5/11-5/27/11

#10 TREY WIMMER **C/1B**
SEASON: .231 **LAST 5:** .353
BIG SOUTH: .333 **LAST 10:** .250

- Has started every Liberty game this season, starting two games at third base, one at first base and 25 at catcher
- Liberty's starting catcher has thrown out 10 base runners
- Posted first three-hit game of the season at Old Dominion, 3/6
- Hit a two-run home run in Liberty's win over The Citadel, 2/19
- Received medical redshirt in 2011
- Liberty team captain
- Tied a Liberty record for doubles in a game with three, driving in five runs and scoring twice in a 9-7 victory over George Mason on 3/30/10

CAREER STATISTICS

Year	Avg.	GP-GS	AB	R	H	2B	3B	HR	RBI	SLG%	BB	SO	OB%	SB-A
2009	.299	53-50	184	28	55	6	0	6	32	.429	14	26	.361	0-0
2010	.249	59-43	173	19	43	14	0	4	35	.399	12	28	.309	0-2
2012	.231	28-28	104	12	24	5	1	1	15	.327	3	8	.261	0-0
TOT	.265	140-121	461	59	122	25	1	11	82	.395	29	62	.320	0-2

SEASON HIGHS
HITS: 3, at Old Dominion, 3/6
RUNS: 2, two times
RBI: 3, Coppin State 3/3
HIT STREAK: 4 games, 3/16-21

CAREER HIGHS:
HITS: 4, three times
RUNS: 2, twelve times
RBI: 5, two times
HIT STREAK: 8 games, 3/28-4/7/09

#12 ALEX CLOSE **C/1B/RHP**
SEASON: .293 **LAST 5:** .250
BIG SOUTH: .292 **LAST 10:** .250

- Has made 18 starts this season - 14 at first base, three as the designated hitter and one as a pitcher
- Had three hits, including a grand slam, in a 8-0 win over Gardner-Webb, 3/23
- Hit the first two home runs of his collegiate career at Old Dominion, 3/6
- Also had career-highs with three hits and four RBIs in the game
- Set single-season school RBI record with 60 as a senior at Spain Park HS in Hoover, Ala.
- Named to all-state, all-metro, All Over the Mountain, All-Shelby County and all-metro teams as a senior
- 2011 Preseason Under Armour All-American

CAREER STATISTICS

Year	Avg.	GP-GS	AB	R	H	2B	3B	HR	RBI	SLG%	BB	SO	OB%	SB-A
2012	.293	21-18	75	13	22	3	1	3	15	.480	5	13	.346	2-3

SEASON/CAREER HIGHS
HITS: 3, two times
RUNS: 2, three times
RBI: 4, two times
HIT STREAK: 6 games, 3/4-3/14



Trey Wimmer

PLAYER NOTES

#17 IAN PARMLEY

OF/LHP

SEASON: .321
BIG SOUTH: .308

LAST 5: .300
LAST 10: .293

- Started every game this season
- Third in Big South in runs scored
- Entered the week fifth nationally in runs scored
- Leads the Big South in walks
- Second in stolen bases
- Had two or more hits in each of his first four games, including a four-hit game against Towson, 2/18
- Was Liberty's starting pitcher on 2/19 against The Citadel. It was the first time Parmley has pitched for the Flames
- Played in 55 games, with 54 starts - 50 of his starts came as an outfielder in 2011
- Hit out of the leadoff spot in 54 games for Liberty last season

SEASON HIGHS

HITS: 4, vs. Towson, 2/18
RUNS: 3, four times
RBI: 2, two times
HIT STREAK: 9 games, 3/14-3/27

CAREER HIGHS:

HITS: 4, two times
RUNS: 3, five times
RBI: 2, three times
HIT STREAK: 9 games, 3/14/12-3/27/12

CAREER STATISTICS

Year	Avg.	GP	GS	AB	R	H	2B	3B	HR	RBI	SLG%	BB	SO	OB%	SB	A
2011	.314	55	54	210	48	66	8	4	0	19	.390	25	33	.384	27	37
2012	.321	28	28	112	33	36	6	2	0	11	.411	19	12	.422	12	15
TOT	.317	83	82	322	81	102	14	6	0	30	.398	44	45	.398	39	52

#20 BRYAN AANDERUD

SEASON: .413
BIG SOUTH: .500

LAST 5: .368
LAST 10: .447

- Has started every game at 2B in 2012
- Leads Flames in batting average, RBIs and hits
- Second in the Big South in RBIs, batting average and hits
- His first home run was game-tying round tripper in Liberty's 4-3 win over Gardner-Webb, 3/23
- Hit .615 with six RBIs and five runs in three-game series at Presbyterian College, 3/16-18
- Had four hits and four RBIs in game at Presbyterian College, 3/16
- Has recorded five three-hit games and 14 multiple hit games
- Drove in a season-high five runs against Coppin State, 3/4
- Transfer from Cypress.

CAREER STATISTICS

Year	Avg.	GP	GS	AB	R	H	2B	3B	HR	RBI	SLG%	BB	SO	OB%	SB	A
2012	.413	28	28	104	21	43	7	2	1	27	.548	12	7	.488	2	2

SEASON/CAREER HIGHS

HITS: 4, at Presbyterian, 3/16
RUNS: 3, at Presbyterian, 3/18
RBI: 5, Coppin State, 3/4
HIT STREAK: 8 games, 3/14/11-3/24/11

#21 DANNY GRAUER

C/1B/RHP

SEASON: .222
BIG SOUTH: N/A

LAST 5: .000
LAST 10: .000

- Liberty's opening day starting catcher
- Returned from broken hand, Tuesday. Served as DH, batting fourth.
- Also recorded the first save of the year for the Flames in 11-9 win at the Citadel, 2/19
- Transfer from Louisburg, where he played one year
- Named to the 2011 Region X first team

CAREER STATISTICS

Year	Avg.	GP	GS	AB	R	H	2B	3B	HR	RBI	SLG%	BB	SO	OB%	SB	A
2012	.222	3	3	9	2	2	0	0	0	4	.222	1	2	.273	0	0

SEASON HIGHS/CAREER HIGHS

HITS: 1, two times
RUNS: 1, two times
RBI: 3, vs. Richmond, 2/17
HIT STREAK: 2 games, 2/17-18

#22 TYLER COX

OF

SEASON: .297
BIG SOUTH: .385

LAST 5: .333
LAST 10: .364

- Has made 20 starts
- Tied for Liberty-lead with four home runs
- Fourth in the Big South in RBIs
- Drove in five runs in 12-6 win over Old Dominion, 3/21
- Hit two home runs in the same inning at Presbyterian College, 3/17
- Had a strong first weekend as a Flame at The Citadel Challenge, 2/17-19, hitting .467 with a .933 slugging pct. over four games. Five of seven hits were for extra bases (4 doubles and on home run) and he had a team-high nine RBIs on the weekend, including five against Towson on Feb. 18.
- Transfer from Bellevue, where he played two seasons
- Named to All-NWAACC, North Region and NWAACC All-Tournament first teams

CAREER STATISTICS

Year	Avg.	GP	GS	AB	R	H	2B	3B	HR	RBI	SLG%	BB	SO	OB%	SB	A
2012	.297	23	20	64	14	19	7	0	4	25	.594	9	19	.440	0	0

SEASON/CAREER HIGHS

HITS: 3, vs. Towson, 2/18
RUNS: 2, three times
RBI: 5, two times
HIT STREAK: 4 games, 3/14-3/21



Ian Parmley

PLAYER NOTES

#23 TONY MCCLENDON

OF

SEASON: .333
BIG SOUTH: .500

LAST 5: .000
LAST 10: .500

- Has been in 15 games as either a defensive replacement or pinch runner
- Hit first home run at Liberty in win at Presbyterian, 3/18
- Played in five games, with two starts in 2011, before receiving a medical redshirt
- One start came as the designated hitter and the other in the outfield in 2011

CAREER STATISTICS

Year	Avg.	GP	GS	AB	R	H	2B	3B	HR	RBI	SLG%	BB	SO	OB%	SB	A
2011	.000	5	2	7	2	0	0	0	0	0	.000	1	6	.300	0	0
2012	.333	15	0	6	5	2	1	0	1	4	1.000	2	2	.500	0	0
TOT	.154	20-2	13	7	2	1	0	1	4	.462	3	8	.389	0	0	

SEASON HIGHS

HITS: 1, two times
RUNS: 1, eight times
RBI: 2, at Presbyterian, 3/18
Hit Streak: 2 games, 3/14-3/18

CAREER HIGHS

HITS: 1, two times
RUNS: 1, eight times
RBI: 2, at Presbyterian, 3/18/12
Hit Streak: 2 games, 3/14/12-3/18/12

#24 JUSTIN SIZEMORE

1B

SEASON: .368
BIG SOUTH: .333

LAST 5: .000
LAST 10: .333

- Has made five starts this season - one at first base and four as the designated hitter
- Tied his career-high with four RBIs at Presbyterian College, 3/18
- Hit first home run, a three-run shot, at Presbyterian College, 3/18
- Played in 38 games, with 31 starts - 24 of his starts came as Liberty's designated hitter and seven starts at first base in 2011
- Was 2-for-3 with walk, a home run, four RBIs and two runs scored in a 12-2 victory over Binghamton, 3/4/11

CAREER STATISTICS

Year	Avg.	GP	GS	AB	R	H	2B	3B	HR	RBI	SLG%	BB	SO	OB%	SB	A
2010	.143	18	4	21	0	3	1	0	0	4	.190	4	9	.296	0	0
2011	.231	38	31	104	16	24	4	0	4	15	.385	13	25	.325	1	1
2012	.368	16	5	19	2	7	2	0	1	5	.632	8	5	.586	0	0
TOT	.236	72-40	144	18	34	7	0	5	24	.389	25	39	.364	1	1	

SEASON HIGHS

HITS: 2, at Presbyterian, 3/18
RUNS: 2, at Presbyterian, 3/18
RBI: 4, at Presbyterian, 3/18
HIT STREAK: 2 games, two times

CAREER HIGHS:

HITS: 2, nine times
RUNS: 2, four times
RBI: 4, two times
HIT STREAK: 3 games, 3/5-3/11/11

#30 ASHTON PERRITT

OF/RHP

SEASON: .273
BIG SOUTH: .250

LAST 5: .000
LAST 10: .273

- Received first collegiate start against James Madison, 3/14
- Had first collegiate hit, a double against Bryant, 3/13
- Has made two appearances as a pitcher
- 2010 and 2011 Johnson County Player of the Year at Whiteland Community High School
- Three-time all-county and conference player

CAREER STATISTICS

Year	Avg.	GP	GS	AB	R	H	2B	3B	HR	RBI	SLG%	BB	SO	OB%	SB	A
2012	.273	15	1	11	4	3	2	0	0	0	.455	2	2	.429	2	3

SEASON/CAREER HIGHS

HITS: 1, three times
RUNS: 1, four times
RBI: N/A
HIT STREAK: 2 games, 3/13-14



Bryan Aanderud



Michael Robertson

PITCHER



#25 JOHN NIGGLI

Senior, RHP
Tulare, Calif.

John Niggli Career Statistics

Year	ERA	W-L	APP-GS	CG	SHO	SV	IP	H	R	ER	BB	SO	OBA
2011	3.69	4-4	15-13	1	0/1	0	85.1	85	39	35	16	43	.264
2012	1.41	6-0	6-6	2	1/1	0	44.2	36	7	7	9	28	.225
Tot.	2.91	10-4	21-19	3	1/2	0	130.0	121	46	42	25	71	.251

- Two-time Big South Pitcher of the Week (Weeks 2/17-19 & 2/27-3/4)
- Leads Big South in wins and innings pitched.
- Fifth in conference in ERA
- Has only allowed more than two runs in an outing once this season.
- Pitched second complete game in 4-3 victory over Gardner-Webb, 3/23.
- Posted first complete-game shutout at Liberty in a 2-0 win over Coppin State, 3/3. He struck out career single-game high 12 batters.
- Appeared in 15 games, starting 13 contests in first year with Flames in 2011
- Recorded first win at Liberty in a 9-1 win at North Florida, 2/24/11.
- Spent two years at College of the Sequoias

CAREER HIGHS

IP: 9.0, Three times

Long Start: 9.0, Three times

Short Start: 4.0, vs. Binghamton, 3/5/11

Hits: 10, Siena, 2/24/12

Runs: 6, vs. Binghamton, 3/5/11

Strikeouts: 12, Coppin State, 3/3/12

Walks: 3, at Presbyterian, 3/16/12

Liberty Record in App: 13-8

Liberty Record in Starts: 13-6

NIGGLI GAME BY GAME

2011

Date	OPPONENT	GS	IP	H	R	ER	BB	SO	WP	HBP	Score	Dec/Sv	ERA	
2/18	at Mercer		0.2	0	0	0	0	0	0	0	4-6		0.00	
2/25	at North Florida		1.2	0	0	0	0	0	0	0	0-5		0.00	
2/27	at North Florida	*	6.0	4	1	1	2	5	0	1	9-1	W	1.08	
3/5	Binghamton	*	4.0	8	6	6	2	0	0	0	7-12	L	5.11	
3/11	vs. Monmouth	*	7.0	6	2	2	0	1	0	1	4-3	W	4.19	
3/19	Charleston So.	*	9.0	5	1	1	2	4	1	0	5-1	W	3.18	
3/25	Winthrop	*	8.2	7	2	1	2	7	0	1	1-2	L	2.68	
4/2	Coastal Carolina	*	5.2	7	4	4	1	2	0	2	4-5		3.16	
4/9	at High Point	*	8.0	3	0	0	1	2	1	2	9-0	W	2.66	
4/15	Presbyterian	*	6.2	6	5	4	1	4	0	0	6-5		2.98	
4/22	at VMI	*	6.1	7	2	2	2	6	0	0	3-2		2.97/	
5/5	UNC Asheville	*	6.2	8	2	2	2	3	0	0	3-2		2.94	
5/13	at Gardner-Webb	*	5.1	9	4	4	0	2	0	0	4-5		3.21	
5/19	Radford	*	4.1	8	5	5	1	1	0	1	4-5	L	3.60	
5/27	Gardner-Webb	*	5.1	7	5	3	0	6	1	2	1-5	L	3.69	
Totals			13	85.1	85	39	35	16	43	3	10	64-59	4-4	3.69

2012

2/17	vs. Richmond	*	6.0	4	0	0	2	4	0	0	12-0	W	0.00	
2/24	Siena	*	5.2	10	1	1	0	2	0	0	6-2	W	0.77	
3/3	Coppin State	*	9.0	2	0	0	2	12	1	0	2-0	W	0.44	
3/9	St. John's	*	8.0	8	2	2	1	6	0	0	12-2	W	0.94	
3/16	at Presbyterian	*	7.0	7	1	1	3	2	0	0	13-4	W	1.01	
3/23	Gardner-Webb	*	9.0	5	3	3	1	2	0	1	4-3	W	1.41	
Totals			6	44.2	36	7	7	9	28	1	1	49-11	6-0	1.41



PITCHER

#21 PATRICK ECKELBARGER

Senior, RHP
Indian Shores, Fla.



Patrick Eckelbarger Career Statistics

Year	ERA	W-L	APP-GS	CG	SHO	SV	IP	H	R	ER	BB	SO	OBA
2011	11.50	1-3	11-2	0	0/0	0	18.0	38	25	23	11	11	.418
2012	1.22	5-0	6-6	2	1/3	0	37.0	19	5	5	10	29	.153
Tot.	4.58	6-3	17-8	2	1/3	0	55.0	57	30	28	21	40	.265

- Leads the Big South in opponent batting avg.
- Third in the Big South in ERA
- Pitched a complete game in 5-2 win over Presbyterian College, 3/17
- Did not allow a run for 19 innings to begin 2012.
- Recorded his first complete-game shutout, in a seven-inning 1-0 win over Siena, 2/25
- Made 11 appearances in first season with Liberty in 2011 - two which were starts
- Recorded first win at Liberty in a 9-6 win over Binghamton on 3/5/11
- Transferred to Liberty after two seasons at St. Petersburg

CAREER HIGHS

IP: 9.0, at Presbyterian, 3/17/12

Short Start: 1.1, at Maryland, 3/16/11

Hits: 7, Two times

Runs: 5, at Maryland, 3/16/11

Strikeouts: 6, Three Times

Walks: 4, St. John's, 3/4/12

Liberty Record in App: 11-6

Liberty Record in Starts: 7-1



ECKELBARGER GAME BY GAME

2011

Date	OPPONENT	GS	IP	H	R	ER	BB	SO	WP	HBP	Score	Dec/Sv	ERA
2/18	at Mercer		0.1	2	2	2	2	0	0	0	4-6	L	54.00
2/19	at Mercer		2.0	4	1	1	1	2	0	1	5-17		11.57
2/27	at North Florida		1.2	0	0	0	0	1	0	0	9-1		6.75
3/2	at Virginia Tech		0.2	3	4	2	0	0	0	0	1-9		9.64
3/5	Binghamton	*	4.0	5	2	2	0	2	1	1	9-6	W	7.27
3/16	at Maryland	*	1.1	7	5	5	2	1	0	0	5-10	L	10.80
3/29	at VCU		1.0	2	0	0	0	0	0	0	11-1		9.82
4/6	James Madison		4.2	7	4	4	3	3	1	0	12-16		9.19
4/10	at High Point		0.2	3	1	1	0	0	0	0	14-9		9.37
4/19	at William & Mary		0.2	1	3	3	3	1	0	0	5-11	L	10.59
5/25	vs Gardner-Webb		1.0	4	3	3	0	1	0	0	13-5		11.50
Totals		2	18.0	38	25	23	11	11	2	0	88-91	1-3	11.50

2012

2/18	vs. Towson	*	5.0	4	0	0	1	4	0	1	8-0	W	0.00
2/25	Siena	*	7.0	3	0	0	2	6	0	0	1-0	W	0.00
3/3	Coppin State	*	4.0	1	0	0	0	6	0	0	14-0	W	0.00
3/4	St. John's	*	5.0	4	3	3	4	2	0	1	7-4		1.29
3/17	at Presbyterian	*	9.0	4	2	2	0	5	0	0	5-2	W	1.50
3/23	Gardner-Webb	*	7.0	3	0	0	3	6	0	0	8-0	W	1.22
Totals			6	37.0	19	5	5	10	29	0	43-6	5-0	1.22



PITCHER

#11 JACOB KEMMERER

Senior, RHP
Issaquah, Wash.



Jacob Kemmerer Career Statistics

Year	ERA	W-L	APP-GS	CG	SHO	SV	IP	H	R	ER	BB	SO	OBA
2011	3.10	0-0	15-1	0	0/1	0	29.0	24	12	10	11	20	.224
2012	2.76	3-1	7-5	0	0/0	1	29.1	34	11	9	9	18	.293
Tot.	2.93	3-1	22-6	0	0/1	1	58.1	58	23	19	20	38	.260

- Recorded his first save at Liberty, with 3 1/3 innings in win over Siena, 2/26.
- Won first start of year and at Liberty against Towson, 2/18/12
- Appeared in 15 games in first year with Flames in 2011
- 14 of his appearances were in relief
- Transfer from Edmonds College
- 2010 All-NWAACC North Region first team member

CAREER HIGHS

IP: 5.2, at Presbyterian, 3/18/12
Long Start: 5.2, at Presbyterian, 3/18/12
Short Start: 0.0, at Maryland, 3/15/11
Hits: 8, Two times
Runs: 3, Two times
Strikeouts: 5, Siena, 2/24/12
Walks: 3, Three times

Liberty Record in App: 12-9
Liberty Record in Starts: 3-2


KEMMERER GAME BY GAME

2011

Date	OPPONENT	GS	IP	H	R	ER	BB	SO	WP	HBP	Score	Dec/Sv	ERA
2/19	at Mercer		1.0	0	0	0	0	1	0	0	2-7	-	0.00
2/26	at North Florida		2.1	2	1	0	2	1	0	0	5-8	-	0.00
3/8	William & Mary		4.1	5	2	1	0	1	0	0	9-10	-	1.17
3/15	at Maryland	*	0.0	1	3	3	3	0	0	0	11-4	-	4.70
3/29	at VCU		2.0	2	0	0	1	2	0	0	11-1	-	3.72
4/9	at High Point		1.0	0	0	0	0	2	0	0	9-0	-	3.38
4/10	at High Point		2.2	3	2	2	3	0	0	0	14-9	-	4.05
4/17	Presbyterian		1.0	1	0	0	0	0	0	0	7-1	-	3.77
4/19	at William & Mary		2.1	3	0	0	0	3	0	0	5-11	-	3.24
4/23	at VMI		1.0	1	0	0	0	2	0	0	1-3	-	3.06
4/26	at South Carolina		0.0	1	2	2	1	0	0	0	6-9	-	4.08
5/1	New Orleans		4.0	0	0	0	1	3	0	0	5-2	-	3.32
5/17	VCU		3.2	3	1	1	0	2	0	0	8-7	-	3.20
5/20	Radford		1.0	1	1	1	0	1	0	0	1-3	-	3.42
5/27	Gardner-Webb		2.2	1	0	0	0	2	0	0	1-5	-	3.10
Totals		1	29.0	24	12	10	11	20	1	0	95-80	0-0	3.10

2012

2/18	vs. Towson	*	5.1	5	3	3	3	2	0	0	12-3	W	5.06
2/24	Siena		3.1	3	1	1	0	5	0	0	6-2	SV	4.15
3/4	Coppin State		1.0	2	1	0	0	1	0	1	13-1	-	3.72
3/6	at Old Dominion	*	3.0	6	2	1	2	0	0	1	10-6	W	3.55
3/5	St. John's	*	6.2	2	2	2	2	4	0	0	1-3	L	.250
3/18	at Presbyterian	*	5.2	8	0	0	2	4	0	0	13-3	W	2.52
3/24	Gardner-Webb	*	4.1	8	2	2	0	2	0	0	4-5	-	2.76
Totals			5	29.1	34	11	9	9	18	0	59-23	3-1/1	2.76



PITCHER

#8 **BLAKE FORSLUND**

Junior, RHP
Lynchburg, Va.



Blake Forslund Career Statistics

Year	ERA	W-L	APP-GS	CG	SHO	SV	IP	H	R	ER	BB	SO	OBA
2011	8.31	1-2	9-4	0	0/0	0	21.2	32	26	20	15	22	.330
2012	2.60	1-1	9-0	0	0/2	0	17.1	13	6	5	17	16	.213
Tot.	5.77	2-3	18-4	0	0/2	0	39.0	45	32	25	32	38	.285

- Recorded his first win of year, pitching 3 2/3 scoreless innings against his old team, No. 14 Virginia, 2/28.
- Selected in the 17th Round of the 2011 MLB Draft by the Boston Red Sox
- Appeared in nine games, with four starts in 2011
- Recorded first victory with Liberty on May 1, 2001 in a 5-2 win over New Orleans
- Transfer from Virginia

CAREER HIGHS

IP: 6.1, VCU 3/27/12

Long Start: 4.0, Two times

Short Start: 1.1, VCU, 5/17/11

Hits: 6, at Mercer, 2/19/11

Runs: 7, at North Florida, 2/26/11

Strikeouts: 6, New Orleans, 5/1/11

Walks: 5, Two times

Liberty Record in App: 11-7

Liberty Record in Starts: 2-2

FORSLUND GAME BY GAME

2011

Date	OPPONENT	GS	IP	H	R	ER	BB	SO	WP	HBP	Score	Dec/Sv	ERA	
2/19	at Mercer	*	4.0	6	5	5	4	5	1	0	2-7	L	11.25	
2/26	at North Florida	*	3.2	5	7	6	5	4	2	0	5-8	L	12.91	
3/08	William & Mary		1.1	4	4	2	1	0	2	0	9-10		13.00	
3/16	at Maryland		2.0	1	0	0	0	2	0	0	5-10		10.64	
3/26	Winthrop		1.1	3	1	0	1	0	1	0	16-7		9.49	
5/01	New Orleans	*	4.0	2	0	0	3	6	1	0	5-2	W	7.16	
5/07	UNC Asheville		2.0	3	2	0	0	1	0	2	15-3		6.38	
5/17	VCU	*	1.1	5	6	6	1	2	1	1	8-7		8.69	
5/25	vs Gardner-Webb		2.0	3	1	1	0	2	1	1	13-5		8.31	
Totals			4	21.2	32	26	20	15	22	9	4	78-59	1-2	8.31

2012

2/18	vs. Towson		1.0	0	0	0	0	1	0	0	8-0		0.00
2/22	Radford		1.0	0	0	0	2	0	1	0	6-3		0.00
2/25	Siena		0.1	1	0	0	0	0	0	0	7-9		0.00
2/28	at Virginia		3.2	0	0	0	5	5	0	0	8-0	W	0.00
3/6	at Old Dominion		2.0	4	1	1	2	3	0	0	10-6		1.12
3/11	St. John's		1.1	1	1	1	2	0	0	0	1-3		1.93
3/16	at Presbyterian		1.0	2	2	2	2	3	0	0	13-4		3.48
3/21	Old Dominion		0.2	1	0	0	1	2	0	3	12-6		3.27
3/27	VCU		6.1	4	2	1	3	2	0	0	2-4	L	2.60
Totals			17.1	13	6	5	17	16	1	3	60-26	1-1	2.60



PITCHER NOTES

#3 JOSH RICHARDSON

RHP, Jr.

- Coming off Tommy John - not expected to pitch until late in season
- Posted a team high and tied for fourth in the Big South with six saves in 2010

CAREER STATISTICS

Year	ERA	W-L	APP-GS	CG	SHO	SV	IP	H	R	ER	BB	SO	OBA
2010	4.29	1-1	18-1	0	0/0	6	35.2	37	21	17	14	32	.264
2011	4.05	0-1	6-0	0	0/0	2	6.2	6	4	3	0	7	.231
Tot.	4.25	1-2	24-1	0	0/0	8	42.1	43	25	20	14	39	.259

CAREER HIGHS

IP: 5.0, at Winthrop, 5/22/10
Long Start: 4.0, at Winthrop, 5/28/10
Short Start: 4.0, at Winthrop, 5/28/10
Hits: 7, at Winthrop 5/28/10
Runs: 5, at Winthrop, 5/28/10
Strikeouts: 3, 4 times
Walks: 2, 5 times

Liberty Record in App: 16-8
Liberty Record in Starts: 1-0

Richardson Game-By-Game

2010

Date	Opp	GS	IP	H	R	ER	BB	SO	Score	Dec./SV
2/19	at Kennesaw St.	1.1	1	0	0	0	0	2	10-4	
2/21	at Kennesaw St.	1.1	0	0	0	1	0	0	10-4	
2/26	vs. Morehead St	1.0	0	0	0	0	1	1	5-2	
2/27	vs. Lehigh	1.0	0	0	0	2	1	1	6-3	SV
3/13	St. John's	0.2	4	2	0	0	2	14	14-9	
3/20	Manhattan	2.0	4	3	3	1	3	13	13-14	L
3/31	at VCU	2.0	2	0	0	0	2	7	7-4	
4/3	High Point	2.2	0	0	0	1	2	14	14-8	SV
4/10	at Radford	3.2	5	0	0	0	3	3	3-1	SV
4/16	VMI	1.1	2	3	2	0	2	12	12-9	SV
4/17	VMI	0.1	0	0	0	0	1	9	9-6	SV
4/20	Duke	2.2	3	2	2	2	1	1	1-4	
4/23	at Presbyterian	2.0	3	3	3	2	2	8	8-7	
5/8	at Charleston So.	2.1	0	0	0	0	3	4	4-1	SV
5/16	Coast. Carolina	1.1	1	1	1	2	2	0	0-5	
5/18	VCU	1.0	1	0	0	0	0	7	7-6	W
5/22	at Winthrop	5.0	4	2	1	2	3	5	5-8	
5/28	at Winthrop	* 4.0	7	5	5	1	2	9	9-7	
Tot.		1	35.2	37	21	17	14	32	137-102	1-1/6

2011

Date	Opp	GS	IP	H	R	ER	BB	SO	Score	Dec./SV
2/20	at Mercer	2.2	1	0	0	0	4	4	5-4	SV
2/26	at North Florida	1.2	1	0	0	0	2	2	4-2	SV
3/25	Winthrop	0.1	0	0	0	0	0	1	1-2	
4/2	at Coast. Carolina	0.1	0	0	0	0	0	4	4-5	
4/3	at Coast. Carolina	1.0	1	1	0	0	0	4	4-5	
4/6	James Madison	0.2	3	3	3	0	1	12	12-16	
Tot.		6.2	6	4	3	0	7	30-34	0-0/2	

#2 BROOKS ROY

RHP, Jr.

- Recorded the win in each of his first three appearances this season
- Pitched four scoreless innings of relief, recording the win in a 4-1 win over St. John's, 3/10
- Transfer from Edmonds

CAREER STATISTICS

Year	ERA	W-L	APP-GS	CG	SHO	SV	IP	H	R	ER	BB	SO	OBA
2012	0.00	3-0	5-0	0	0/1	0	8.2	4	0	0	2	5	.148

CAREER HIGHS

IP: 4.0, St. John's, 3/10
Long Start: N/A
Short Start: N/A
Hits: 1, four times
Runs: 0, four times
Strikeouts: 2, two times
Walks: 1, two times

Liberty Record in App: 5-0
Liberty Record in Starts: 0-0

Roy Game-By-Game

2012

Date	Opp	GS	IP	H	R	ER	BB	SO	Score	Dec./SV
2/19	at The Citadel	1.0	1	0	0	0	0	0	11-9	W
3/4	Coppin State	1.0	0	0	0	0	1	1	13-1	W
3/10	St. John's	4.0	1	0	0	1	2	4	4-1	W
3/18	at Presbyterian	1.2	1	0	0	1	2	13	13-3	
3/23	Gardner-Webb	1.0	1	0	0	0	0	0	8-0	
Tot.		0	8.2	4	0	0	2	5	49-14	3-0

#6 SHAWN CLOWERS

RHP, Fr.

- Recorded first collegiate win with five no-hit, scoreless innings in a 4-2 victory over Siena, 2/26
- Named 2011 Piedmont District Player of the Year
- Selected to the all-state second team and all-region first team as a senior

CAREER STATISTICS

Year	ERA	W-L	APP-GS	CG	SHO	SV	IP	H	R	ER	BB	SO	OBA
2012	3.38	1-0	6-0	0	0/0	0	8.0	6	7	3	6	7	.194

CAREER HIGHS

IP: 5.0, Siena, 2/26/12
Long Start: N/A
Short Start: N/A
Hits: 5, Old Dominion, 3/21/12
Runs: 5, Old Dominion, 3/21/12
Strikeouts: 2, two times
Walks: 2, Old Dominion, 3/21/12

Liberty Record in App: 4-2
Liberty Record in Starts: 0-0

Clowers Game-By-Game

2012

Date	Opp	GS	IP	H	R	ER	BB	SO	Score	Dec./SV
2/18	vs. Towson	1.0	0	0	0	1	1	1	12-3	
2/26	Siena	5.0	0	0	0	1	2	4	4-2	W
3/4	Coppin State	1.0	1	0	0	1	2	13	13-1	
3/11	St. John's	0.0	1	0	0	0	0	1	1-4	
3/13	Bryant	0.1	2	2	2	1	1	2	2-6	
3/21	Old Dominion	0.2	2	5	1	2	1	12	12-6	
Tot.		8.0	6	7	3	6	7	44-22	1-0	

PITCHER NOTES

#9 RYAN CORDELL

RHP, So.

- Made five appearances on the mound in 2011
- Also plays the field - last season played in 19 games between the out-field and at designated hitter

CAREER STATISTICS

Year ERA W-L APP-GS CG SHO SV IP H R ER BB SO OBA
2011 10.38 0-0 5/0 0 0/0 0 4.1 5 6 5 3 7 .278

CAREER HIGHS

IP: 1.0, four times

Long Start: N/A

Short Start: N/A

Hits: 2, two times

Runs: 5, at William & Mary, 4/19/11

Strikeouts: 2, two times

Walks: 2, at Mercer, 2/19/11

Liberty Record in App: 1-4

Liberty Record in Starts: 0-0

Cordell Game-By-Game

2011

Date Opp	GS	IP	H	R	ER	BB	SO	Score	Dec./SV
2/19 at Mercer		1.0	2	1	1	2	1	5-17	
3/16 at Maryland		1.0	0	0	0	0	2	5-10	
3/29 at VCU		1.0	0	0	0	0	1	11-1	
4/1 at Coast. Carolina		1.0	1	0	0	0	2	1-17	
4/19 at William & Mary		0.1	2	5	4	1	1	5-11	
Tot.		4.1	5	6	5	3	7	27-56	

#12 ALEX CLOSE

RHP, Fr.

- Two-way player - has also seen playing time at catcher and first base
- Made first start on the mound at Liberty, 2/25 vs. Coppin State
- Named a 2011 Preseason Under Armour All-American

CAREER STATISTICS

Year ERA W-L APP-GS CG SHO SV IP H R ER BB SO OBA
2012 19.29 0-0 2-1 0 0/1 0 2.1 6 5 5 3 1 .462

CAREER HIGHS

IP: 1.1, Siena, 2/25/12

Long Start: 1.1, Siena, 2/25/12

Short Start: 1.0, vs. Richmond, 2/17/12

Hits: 5, Siena, 2/25/12

Runs: 5, Siena, 2/25/12

Strikeouts: 1, vs. Richmond, 2/17/12

Walks: 3, Siena, 2/25/12

Liberty Record in App: 1-0

Liberty Record in Starts: 0-1

Close Game-By-Game

2012

Date Opp	GS	IP	H	R	ER	BB	SO	Score	Dec./SV
2/17 vs. Richmond		1.0	1	0	0	0	1	12-0	
2/25 Siena	*	1.1	5	5	5	3	0	7-9	
Tot.		1	2.1	6	5	3	1	19-9	

#13 TREY LAMBERT

RHP, So.

- Recorded the save in 7-4 win over St. John's, 3/10
- Made his first start at Liberty, 2/26
- Transfer from Patrick Henry
- Earned the NJCAA National Pinnacle Award for Academic Excellence in 2011

CAREER STATISTICS

Year ERA W-L APP-GS CG SHO SV IP H R ER BB SO OBA
2012 3.00 0-0 5-1 0 0/0 1 9.0 5 2 3 2 5 .172

CAREER HIGHS

IP: 4.0, Siena, 2/26/12

Long Start: 4.0, Siena, 2/26/12

Short Start: 4.0, Siena, 2/26/12

Hits: 2, Siena, 2/26/12

Runs: 2, Siena, 2/26/12

Strikeouts: 2, Siena, 2/26/12

Walks: 2, Siena, 2/26/12

Liberty Record in App: 5-0

Liberty Record in Starts: 2-0

Lambert Game-By-Game

2012

Date Opp	GS	IP	H	R	ER	BB	SO	Score	Dec./SV
2/18 vs. Towson		1.0	0	0	0	0	1	12-3	
2/26 Siena	*	4.0	2	2	2	2	2	4-2	
3/4 Coppin State		1.0	0	0	0	0	1	13-1	
3/10 St. John's		1.0	0	0	0	0	1	7-4	S
3/10 St. John's	*	2.0	3	1	1	0	0	4-1	
Tot.		6.0	2	2	2	2	4	29-6	1

#14 CARSON HERNDON

RHP, Fr.

- Recorded his first collegiate victory win with five scoreless innings against James Madison, 3/14, facing one more batter than the minimum 15
- Earned the first save of his college career with three scoreless innings against St. John's, 3/10
- Two-way player - also plays third base
- Pitched and made his first hitting appearance, 3/3 vs. Coppin State
- Named all-state in 2011 as a shortstop

CAREER STATISTICS

Year ERA W-L APP-GS CG SHO SV IP H R ER BB SO OBA
2012 1.69 2-1 6-2 0 0/3 1 16.0 11 3 3 7 15 .190

CAREER HIGHS

IP: 5.0, James Madison, 3/14/12

Long Start: 5.0, James Madison, 3/14/12

Short Start: 5.0, James Madison, 3/14/12

Hits: 6, Gardner-Webb, 3/24/12

Runs: 3, Gardner-Webb, 3/24/12

Strikeouts: 5, James Madison, 3/14/12

Walks: 2, two times

Liberty Record in App: 5-1

Liberty Record in Starts: 2-0

Herndon Game-By-Game

2012

Date Opp	GS	IP	H	R	ER	BB	SO	Score	Dec./SV
2/17 vs. Richmond		0.1	1	0	0	2	0	12-0	
3/3 Coppin State		2.0	1	0	0	1	4	14-0	
3/10 St. John's		3.0	2	0	0	1	3	4-1	S
3/14 James Madison	*	5.0	1	0	0	0	5	9-0	W
3/21 Old Dominion	*	3.0	0	0	0	2	2	12-6	W
3/24 Gardner-Webb		2.2	6	3	3	1	1	4-5	L
Tot.		16.0	11	3	3	7	15	55-12	2-1/1

PITCHER NOTES

#16 JARED LYONS

LHP, Fr.

- Leads the team with nine appearances
- Has made two starts
- Two-time all-district at Tabb High School

CAREER STATISTICS

Year	ERA	W-L	APP-GS	CG	SHO	SV	IP	H	R	ER	BB	SO	OBA
2012	3.10	0-2	10-2	0	0/1	0	20.1	15	8	7	4	13	.217

CAREER HIGHS

IP: 7.0, Bryant, 3/13/12
Long Start: 7.0, Bryant, 3/13/12
Short Start: 2.0, Coppin State 3/4/12
Hits: 5, at Old Dominion, 3/6/12
Runs: 3, Bryant, 3/13/12
Strikeouts: 5, Bryant, 3/13/12
Walks: 2, two times

Liberty Record in App: 6-4
Liberty Record in Starts: 1-1

Lyons Game-By-Game

2012													
Date	Opp	GS	IP	H	R	ER	BB	SO	Score	Dec./SV			
2/17	vs. Richmond		0.2	0	0	0	0	0	12-0				
2/19	at The Citadel		1.0	1	1	1	0	1	11-9				
2/21	Radford		2.0	2	1	1	0	2	6-3				
2/25	Siena		2.2	2	1	0	2	0	7-9		L		
3/4	Coppin State	*	2.0	0	0	0	0	2	13-1				
3/6	at Old Dominion		2.0	5	2	2	2	0	10-6				
3/11	St. John's		0.1	0	0	0	0	0	1-4				
3/13	Bryant	*	7.0	4	3	3	0	5	2-6		L		
3/21	Old Dominion		1.0	1	0	0	0	1	12-6				
3/24	Gardner-Webb		1.2	0	0	0	0	1	4-5				
Tot.			20.1	15	8	7	4	13	78-49		0-2		

#17 IAN PARMLEY

LHP, Sr.

- Made first appearance as a pitcher by starting 2/19 against The Citadel during The Citadel Challenge.
- Liberty leadoff hitter and starting left fielder
- Did not pitch in 2011, his first year with the Flames after transferring from Bellevue

CAREER STATISTICS

Year	ERA	W-L	APP-GS	CG	SHO	SV	IP	H	R	ER	BB	SO	OBA
2012	12.46	0-0	1-1	0	0/0	0	4.1	8	6	6	1	2	.444

CAREER HIGHS

IP: 4.1, at The Citadel, 2/19/12
Long Start: 4.1, at The Citadel, 2/19/12
Short Start: 4.1, at The Citadel, 2/19/12
Hits: 8, at The Citadel, 2/19/12
Runs: 6, at The Citadel, 2/19/12
Strikeouts: 2, at The Citadel, 2/19/12
Walks: 1, at The Citadel, 2/19/12

Liberty Record in App: 1-0
Liberty Record in Starts: 1-0

Parmley Game-By-Game

2012													
Date	Opp	GS	IP	H	R	ER	BB	SO	Score	Dec./SV			
2/19	at The Citadel	*	4.1	8	6	6	1	2	11-9				

#20 DANNY GRAUER

RHP, So.

- Liberty's opening day starting catcher
- Recorded the Flames' first save of the year, 2/19 at The Citadel, with a scoreless ninth inning

CAREER STATISTICS

Year	ERA	W-L	APP-GS	CG	SHO	SV	IP	H	R	ER	BB	SO	OBA
2012	3.86	0-0	3-0	0	0/1	1	2.1	2	3	1	1	2	.222

CAREER HIGHS

IP: 1.0, two times
Long Start: N/A
Short Start: N/A
Hits: 2, at Presbyterian, 3/18/12
Runs: 3, at Presbyterian, 3/18/12
Strikeouts: 2, James Madison, 2/14/12
Walks: 1, at The Citadel, 2/19/12

Liberty Record in App: 3-0
Liberty Record in Starts: N/A

Grauer Game-By-Game

2012													
Date	Opp	GS	IP	H	R	ER	BB	SO	Score	Dec./SV			
2/19	at The Citadel		1.0	0	0	0	1	0	11-9	SV			
3/14	James Madison		1.0	0	0	0	0	2	9-0				
3/18	at Presbyterian		0.1	2	3	1	0	0	13-3				
Tot.			2.1	2	3	1	1	2	33-12		1		



Jared Lyons



Shawn Clowers

PITCHER NOTES

#26 DANIEL BROWN

RHP, So.

- Made seven appearances in 2011
- Has yet to record a decision in his Liberty career

CAREER STATISTICS

Year	ERA	W-L	APP-GS	CG	SHO	SV	IP	H	R	ER	BB	SO	OBA
2011	6.75	0-0	7-0	0	0/0	0	8.0	6	7	6	4	5	.222
2012	1.04	0-0	7-0	0	0/2	0	8.2	6	2	1	2	8	.194
Tot.	3.78	0-0	14-0	0	0/2	0	16.2	12	9	7	6	13	.207

CAREER HIGHS

IP: 5.0, at Winthrop, 5/22/10
Long Start: 4.0, at Winthrop, 5/28/10
Short Start: 4.0, at Winthrop, 5/28/10
Hits: 7, at Winthrop 5/28/10
Runs: 5, at Winthrop, 5/28/10
Strikeouts: 3, 4 times
Walks: 2, 5 times

Liberty Record in App: 8-6
Liberty Record in Starts: N/A

Brown Game-By-Game

2011												
Date Opp	GS	IP	H	R	ER	BB	SO	Score	Dec./SV			
2/20 at Mercer	1.0	1	1	1	1	0	2	2-7				
3/2 at Virginia Tech	1.0	0	0	0	0	0	2	1-9				
3/5 Binghamton	2.2	2	4	3	1	0	0	7-12				
4/8 at High Point	1.0	1	1	1	1	0	0	2-6				
4/19 at William & Mary	0.2	0	0	0	0	2	1	5-11				
4/25 at South Carolina	0.2	2	1	1	1	0	0	6-9				
5/17 VCU	1.0	0	0	0	0	0	0	8-7				
Tot.	8.0	6	7	6	4	5	5	31-61				

2012												
Date Opp	GS	IP	H	R	ER	BB	SO	Score	Dec./SV			
2/18 vs. Towson	1.2	1	0	0	0	0	1	12-3				
2/19 at The Citadel	0.0	1	1	1	1	1	0	11-9				
3/4 Coppin State	1.0	1	0	0	0	0	2	13-1				
3/9 St. John's	1.0	0	0	0	0	2	2	12-2				
3/14 James Madison	2.0	0	0	0	0	1	1	9-0				
3/21 Old Dominion	2.0	2	1	0	0	0	1	12-6				
3/23 Gardner-Webb	1.0	1	0	0	0	0	1	8-0				
Tot.	8.2	6	2	1	2	8	8	77-21				



Daniel Brown

#30 ASHTON PERRITT

RHP, Fr.

- Made first appearance as pitcher against Coppin State, 3/3
- Two-way player - has also seen time in the Liberty outfield

CAREER STATISTICS

Year	ERA	W-L	APP-GS	CG	SHO	SV	IP	H	R	ER	BB	SO	OBA
2012	0.00	0-0	2-0	0	0/2	0	2.0	1	0	0	2	2	.143

CAREER HIGHS

IP: 1.0, two times
Long Start: N/A
Short Start: N/A
Hits: 1, Coppin State, 3/3/12
Runs: 0, Coppin State, 3/3/12
Strikeouts: 2, Coppin State, 3/3/12
Walks: 2, James Madison, 3/14/12

Liberty Record in App: 2-0
Liberty Record in Starts: 0-0

Perritt Game-By-Game

2012												
Date Opp	GS	IP	H	R	ER	BB	SO	Score	Dec./SV			
3/3 Coppin State	1.0	1	0	0	0	0	2	14-0				
3/14 James Madison	1.0	0	0	0	0	2	0	9-0				
Tot.	2.0	1	0	0	0	2	2	23-0				

#33 WILLI MARTIN

RHP, So.

- Made seven appearances in 2011
- Has yet to record a decision at Liberty

CAREER STATISTICS

Year	ERA	W-L	APP-GS	CG	SHO	SV	IP	H	R	ER	BB	SO	OBA
2011	19.29	0-0	7-0	0	0/0	0	4.2	13	11	10	2	4	.481
2012	3.00	0-0	3-0	0	0/1	0	3.0	3	1	1	3	3	.273
Tot.	12.91	0-0	10-0	0	0/1	0	7.2	16	12	11	5	7	.421

CAREER HIGHS

IP: 1.0, Five times
Long Start: N/A
Short Start: N/A
Hits: 4, at Mercer, 2/19/11
Runs: 4, at Mercer, 2/19/11
Strikeouts: 2, at VCU, 3/29/11
Walks: 2, at Maryland, 3/16/11

Liberty Record in App: 6-4
Liberty Record in Starts: N/A

Martin Game-By-Game

2011												
Date Opp	GS	IP	H	R	ER	BB	SO	Score	Dec./SV			
2/19 at Mercer	0.2	4	4	4	4	0	0	5-17				
2/27 at North Florida	0.1	1	0	0	0	0	0	9-1				
3/16 at Maryland	0.1	2	4	4	4	2	0	5-10				
3/29 at VCU	0.2	1	0	0	0	2	1	11-1				
4/1 at Coast Carolina	0.2	2	1	1	0	0	1	1-17				
4/19 at William & Mary	1.0	1	0	0	0	1	1	5-11				
5/1 New Orleans	1.0	2	2	1	0	0	0	5-2				
Tot.	4.2	13	11	10	2	4	4	41-59				

2012												
Date Opp	GS	IP	H	R	ER	BB	SO	Score	Dec./SV			
2/18 vs. Towson	1.0	1	0	0	0	1	1	8-0				
3/4 Coppin State	1.0	0	0	0	0	1	1	13-1				
3/16 at Presbyterian	1.0	2	1	1	1	1	1	13-4				
Tot.	3.0	3	1	1	1	3	3	34-5				

PITCHER NOTES

#34 KODY YOUNG

RHP, Jr.

- Earned save in 8-0 win over No. 14 Virginia, 2/28
- Picked up the win in his first Liberty start against Radford, 2/22
- Named first team All-NWAACC at Columbia Basin College in 2011

CAREER STATISTICS

Year	ERA	W-L	APP-GS	CG	SHO	SV	IP	H	R	ER	BB	SO	OBA
2012	3.68	1-0	8-2	0	0/2	1	14.2	15	7	6	7	12	.273

CAREER HIGHS

- IP: 3.0, three times
- Long Start: 3.0, two times
- Short Start: 3.0, two times
- Hits: 5, vs. VCU, 3/27/12
- Runs: 2, two times
- Strikeouts: 3, two times
- Walks: 2, Siena, 2/25/12

Liberty Record in App: 5-3

Liberty Record in Starts: 1-1

Young Game-By-Game

2012	Date	Opp	GS	IP	H	R	ER	BB	SO	Score	Dec./SV
	2/17	vs. Richmond		1.0	0	0	0	0	1	12-0	
	2/22	Radford	*	3.0	4	2	1	1	1	6-3	W
	2/25	Siena		1.2	1	1	1	2	1	7-9	
	2/28	at Virginia		3.0	1	0	0	1	3	8-0	SV
	3/6	at Old Dominion		0.2	2	1	1	1	0	10-6	
	3/11	St. John's		0.2	1	0	0	1	1	1-3	
	3/13	Bryant		1.2	1	1	1	1	2	2-6	
	3/27	VCU	*	3.0	5	2	2	0	3	2-4	
	Tot.		2	14.2	15	7	6	7	12	48-31	1-0/1



Carson Herndon

#38 TIM DUDLEY

LHP, Jr.

- Recorded his first collegiate save in a 6-3 victory over Radford (2/22)
- Made only one appearances as he battled health issues in 2011
- As a freshman, appeared in 11 games, with two starts
- Recorded first win at Liberty in a 9-5 win over High Point on 5/29/10 at the Big South Championship in Rock Hill, S.C. - the victory was the longest outing of his career

CAREER STATISTICS

Year	ERA	W-L	APP-GS	CG	SHO	SV	IP	H	R	ER	BB	SO	OBA
2010	4.56	1-0	11-2	0	0/0	0	23.2	30	15	12	7	19	.313
2011	99.00	0-0	1-0	0	0/0	0	0.1	1	5	5	0	1	.333
2012	0.00	0-0	4-1	0	0/2	1	7.2	4	0	0	0	3	.154
Tot.	4.83	1-0	16-3	0	0/2	1	31.2	35	20	17	7	23	.280

CAREER HIGHS

- IP: 5.0, at Winthrop, 5/22/10
- Long Start: 4.0, at Winthrop, 5/28/10
- Short Start: 2.1, at Virginia, 2/28/12
- Hits: 7, at Winthrop 5/28/10
- Runs: 5, at Winthrop, 5/28/10
- Strikeouts: 3, 4 times
- Walks: 2, 5 times

Liberty Record in App: 10-7

Liberty Record in Starts: 2-1

Dudley Game-By-Game

2010	Date	Opp	GS	IP	H	R	ER	BB	SO	Score	Dec./SV
	2/20	at Kennesaw St.		1.0	0	0	0	0	1	11-2	
	2/28	at UNC Wilmington		1.1	2	0	0	0	0	12-2	
	3/9	Old Dominion	*	4.0	5	2	2	0	1	3-5	
	3/14	St. John's		0.0	3	3	3	0	1	6-7	
	3/24	at Virginia Tech		1.0	1	0	0	1	3	0-10	
	4/13	Elon		4.0	4	0	0	0	5	3-5	
	4/17	VMI		2.2	3	0	0	0	2	9-6	
	4/20	Duke		1.0	0	0	0	0	1	1-4	
	4/21	James Madison		1.1	2	2	1	0	0	12-17	
	4/25	at Presbyterian		1.1	4	5	4	0	2	16-9	
	5/26	vs. High Point	*	6.0	6	3	2	6	4	9-5	W
	Tot.		2	23.2	30	15	12	7	19	82-62	1-0

2011	Date	Opp	GS	IP	H	R	ER	BB	SO	Score	Dec./SV
	4/1	at Coast. Carolina		0.1	1	5	5	0	1	1-17	

2012	Date	Opp	GS	IP	H	R	ER	BB	SO	Score	Dec./SV
	2/18	vs. Towson		2.0	1	0	0	0	2	12-0	
	2/19	at The Citadel		0.2	0	0	0	0	0	11-9	
	2/21	Radford		2.2	2	0	0	0	0	6-3	SV
	2/28	at Virginia	*	2.1	1	0	0	0	1	8-0	
	Tot.		7.2	4	0	0	0	0	3	37-12	1 SV

PITCHER NOTES

#55 PATRICK BANKEMPER

RHP, Jr.

- Has not allowed a run in his last four appearances.
- Recorded his first win at Liberty against St. John's, 3/10
- Transfer from Potomac State College
- Member of 2011 JUCO World Series participant and Region XX champions

CAREER STATISTICS

Year	ERA	W-L	APP-GS	CG	SHO	SV	IP	H	R	ER	BB	SO	OBA
2012	3.09	1-0	10-0	0	0/0	0	11.2	13	4	4	6	17	.289

CAREER HIGHS

IP: 3.0, St. John's, 3/10/12

Long Start: N/A

Short Start: N/A

Hits: 5, St. John's, 3/10/12

Runs: 2, Siena, 2/25/12

Strikeouts: 5, St. John's, 3/10/12

Walks: 2, Siena, 2/25/12

Liberty Record in App: 7-3

Liberty Record in Starts: 0-0

Bankemper Game-By-Game

2012

Date	Opp	GS	IP	H	R	ER	BB	SO	Score	Dec./SV
2/19	at The Citadel	1.0	2	1	1	1	1	2	11-9	
2/22	Radford	0.1	2	0	0	0	0	1	6-3	
2/25	Siena	1.0	2	2	2	2	2	2	7-9	
3/4	Coppin State	1.0	0	0	0	0	1	2	13-1	
3/6	at Old Dominion	1.1	1	0	0	0	0	2	10-6	
3/10	St. John's	3.0	5	1	1	1	5	7	7-4	W
3/18	at Presbyterian	1.1	0	0	0	0	1	1	13-3	
3/21	Old Dominion	1.2	1	0	0	0	0	1	12-6	
3/24	Gardner-Webb	0.1	0	0	0	0	0	0	4-5	
3/27	VCU	0.2	0	0	0	0	0	1	2-4	
Tot.		11.2	13	4	4	4	6	17	85-50	



Trey Lambert



Tim Dudley




Patrick Bankemper



A NEW HOME FOR LIBERTY BASEBALL

CONSTRUCTION TO BEGIN IN SPRING OF 2012




**STADIUM TO BE
LOCATED NEXT TO THE
RECENTLY EXPANDED
WILLIAMS STADIUM.**

The 2012 season will be Liberty baseball's last year at Worthington Stadium. A new baseball facility adjacent to recently expanded Williams Stadium, home of Liberty football, and Osborne

Stadium, home of both Liberty soccer and track & field programs, is set to open for the 2013 home opener. The construction of the new baseball facility is the latest dramatic improvement to athletics facilities at Liberty in recent years. The stadium could eventually seat up to 2,500 spectators and will enhance a developing

athletics corridor at the University.

The intercollegiate baseball stadium will replace Worthington Stadium, which has been the team's home since 1979. Liberty will close out its time at the complex this year with an eight-game homestand from April 24-May 13, highlighted by Big South Conference series against Coastal Carolina and High Point.



OPENING IN 2013



Numerical

No.	Name	Pos.	Cl.	B/T	Hgt.	Wgt.	Hometown/High School (Previous School)
1	Zack Haley	INF	Sr.	R/R	5-9	160	Prescott, Ariz./Prescott (Yavapai)
2	Brooks Roy	RHP	Jr.	R/R	5-10	185	Tacoma, Wash./Franklin Pierce (Edmonds)
3	Josh Richardson	INF/RHP	Jr.	R/R	6-1	175	Chesapeake, Va./Greenbriar Christian
4	Andy Smith	OF	Jr.	L/L	5-9	180	Poulsbo, Wash./North Kitsap (Bellevue)
5	Dalton Sype	INF	Jr.	R/R	6-3	185	Laguna Beach, Calif./Laguna Beach (Saddleback)
6	Shawn Clowers	LHP/OF	Fr.	L/L	5-11	170	Axton, Va./Tunstall
7	Michael Robertson	OF	Sr.	R/R	6-2	215	Everett, Wash./Jackson (Bellevue)
8	Blake Forslund	RHP	Jr.	R/R	6-4	215	Lynchburg, Va./Rustburg (Virginia)
9	Ryan Cordell	OF/RHP	So.	R/R	6-3	185	Sacramento, Calif./Valley Christian
10	Trey Wimmer	1B/C	Jr.	R/R	6-2	215	Greenwood, S.C./Greenwood
11	Jacob Kemmerer	RHP	Sr.	R/R	6-1	180	Issaquah, Wash./Issaquah (Edmonds)
12	Alex Close	C/1B/RHP	Fr.	R/R	6-3	225	Hoover, Ala./Spain Park
13	Trey Lambert	RHP	So.	R/R	6-4	205	Tazewell, Va./Tazewell (Patrick Henry)
14	Carson Herndon	INF/RHP	Fr.	R/R	6-4	215	Salisbury, N.C./Davie County
16	Jared Lyons	LHP	Fr.	L/L	6-0	175	Yorktown, Va./Tabb
17	Ian Parmley	OF/LHP	Sr.	L/L	6-0	175	Maltby, Wash./Monroe (Bellevue)
19	Bryan Aanderud	INF	Jr.	R/R	5-10	195	Fullerton, Calif./La Habra (Cypress)
20	Danny Grauer	C/1B/RHP	So.	R/R	6-3	220	Chesapeake, Va./Hickory (Louisburg)
21	Patrick Eckelbarger	RHP	Sr.	R/R	6-2	200	Indian Shores, Fla./Seminole (St. Petersburg)
22	Tyler Cox	C/1B	Jr.	R/R	6-3	215	Seattle, Wash./Edmonds Woodway (Bellevue)
23	Tony McClendon	OF	Jr.	R/R	6-3	200	San Dimas, Calif./Damien (Fullerton)
24	Justin Sizemore	1B	Jr.	R/R	6-3	230	Newton, N.C./Maiden
25	John Niggli	RHP	Sr.	R/R	6-4	185	Tulare, Calif./Tulare Union (Sequoias)
26	Daniel Brown	RHP	So.	R/R	5-10	175	Raleigh, N.C./Broughton
30	Ashton Perritt	OF/RHP	Fr.	R/R	6-3	194	Whiteland, Ind./Whiteland Community
31	Matt Marsh	RHP	Jr.	R/R	6-4	190	Knoxville, Tenn./Clinton (Chipola)
33	Willi Martin	RHP	So.	R/R	6-4	200	Odessa, Fla./Jesuit
34	Kody Young	RHP	Jr.	L/R	6-5	215	Kennewick, Wash./Kamiakin (Columbia Basin)
35	Adam Parks	RHP	Fr.	R/R	6-3	190	Easton, Md./St Michaels
36	Kyle McKelvey	RHP	Fr.	R/R	5-11	194	St. Michaels, Md./St. Michaels
38	Tim Dudley	LHP	Jr.	S/L	6-0	215	Appomattox, Va./Appomattox County
55	Patrick Bankemper	RHP	Jr.	R/R	6-5	195	Stephens City, Va./Homeschooled (Potomac State)

Head Coach: 37 Jim Toman

Assistant Coach: 42 Garrett Quinn

Assistant Coach: 50 Jason Murray

Assistant Coach: 29 Dustin Umberger

Student Assistant Coach: 39 Matt Hagen

Director of Baseball Operations: Billy Daniels

Alphabetical

- 19 Bryan Aanderud
- 55 Patrick Bankemper
- 26 Daniel Brown
- 12 Alex Close
- 6 Shawn Clowers
- 9 Ryan Cordell
- 22 Tyler Cox
- 38 Tim Dudley
- 21 Patrick Eckelbarger
- 8 Blake Forslund
- 20 Danny Grauer
- 1 Zack Haley
- 14 Carson Herndon
- 11 Jacob Kemmerer
- 13 Trey Lambert
- 16 Jared Lyons
- 31 Matt Marsh
- 33 Willi Martin
- 23 Tony McClendon
- 36 Kyle McKelvey
- 25 John Niggli
- 35 Adam Parks
- 17 Ian Parmley
- 30 Ashton Perritt
- 3 Josh Richardson
- 7 Michael Robertson
- 2 Brooks Roy
- 24 Justin Sizemore
- 4 Andy Smith
- 5 Dalton Sype
- 10 Trey Wimmer
- 34 Kody Young

Pronunciation Guide

Aanderud	And-der-rude	Parmley	Parm-lee
Grauer	Gr-owh-er	Perritt	Par-rett
Haley	Hail-lee	Sype	rhythmnes like with hype
Kemmerer	Khem-mur-er	Toman	Tow-man
McKelvey	Mc-Kell-V		



Breakdown by Position

Pitchers (23)

- Patrick Bankemper (Jr.)
- Daniel Brown (So.)
- Alex Close (Fr.)
- Shawn Clowers (Fr.)
- Ryan Cordell (So.)
- Tim Dudley (Jr.)
- Patrick Eckelbarger (Sr.)
- Blake Forslund (Jr.)
- Danny Grauer (So.)
- Carson Herndon (Fr.)
- Jacob Kemmerer (Sr.)
- Trey Lambert (So.)
- Jared Lyons (Fr.)
- Matt Marsh (Jr.)
- Willi Martin (So.)
- Kyle McKelvey (Fr.)
- John Niggli (Sr.)
- Adam Parks (Fr.)
- Ian Parmley (Sr.)
- Ashton Perritt (Fr.)
- Josh Richardson (Jr.)
- Brooks Roy (Jr.)
- Kody Young (Jr.)

Catchers (4)

- Alex Close (Fr.)
- Tyler Cox (Jr.)
- Danny Grauer (So.)
- Trey Wimmer (Jr.)

Outfielders (7)

- Shawn Clowers (Fr.)
- Ryan Cordell (So.)
- Tony McClendon (Jr.)
- Ian Parmley (Sr.)
- Ashton Perritt (Fr.)
- Michael Robertson (Sr.)
- Andy Smith (Jr.)

Infielders (10)

- Bryan Aanderud (Jr.)
- Alex Close (Jr.)
- Ryan Cordell (So.)
- Danny Grauer (So.)
- Zack Haley (Sr.)
- Carson Herndon (Fr.)
- Josh Richardson (Jr.)
- Justin Sizemore (Jr.)
- Dalton Sype (Jr.)
- Trey Wimmer (Jr.)