



LIBERTY BASEBALL

2012 GAME NOTES

Statistical Leaders

Avg: Bryan Aanderud (.394)
2B: Zack Haley (7)
HR: Andy Smith (3)
RBI: Bryan Aanderud (19)
SB: Ian Parmley (8)
ERA: John Niggli (0.94)
SO: John Niggli (18)
IP: John Niggli (28.2)
SV: Six Pitchers (1)

2012 Schedule/Results

Date	Opponent	Time/Result
2/17	RICHMOND ▲	W/12-0
2/18	TOWSON ▲	W/8-0
2/18	TOWSON ▲	W/12-3
2/19	THE CITADEL ▲	W/11-9
2/22	RADFORD	W/6-3
2/24	SIENA	W/6-2
2/25	SIENA	W/1-0
2/25	SIENA	L/7-9
2/26	SIENA	W/4-2
2/28	#14 VIRGINIA	W/8-0
3/3	COPPIN STATE	W/2-0
3/3	COPPIN STATE	W/14-0
3/4	COPPIN STATE	W/13-1
3/6	OLD DOMINION	W/10-6
3/9	ST. JOHN'S	W/12-2
3/10	ST. JOHN'S	W/7-4
3/16	ST. JOHN'S	W/4-1
3/11	ST. JOHN'S	L/1-3
3/13	BRYANT	3 p.m.
3/14	JAMES MADISON	3 p.m.
3/16	PRESBYTERIAN *	3 p.m.
3/17	PRESBYTERIAN *	2 p.m.
3/18	PRESBYTERIAN *	1 p.m.
3/20	DUKE	6 p.m.
3/21	OLD DOMINION	3 p.m.
3/23	GARDNER-WEBB *	7 p.m.
3/24	GARDNER-WEBB *	7 p.m.
3/25	GARDNER-WEBB *	2 p.m.
3/27	VCU	6 p.m.
3/30	MARSHALL ●	7 p.m.
3/31	MARSHALL ●	3 p.m.
4/1	MARSHALL ●	1 p.m.
4/4	VCU	6 p.m.
4/6	CAMPBELL *	6 p.m.
4/7	CAMPBELL (DH) *	2 p.m.
4/10	JAMES MADISON	6 p.m.
4/13	WINTHROP *	6 p.m.
4/14	WINTHROP *	3 p.m.
4/15	WINTHROP *	1 p.m.
4/18	NORTH CAROLINA	6 p.m.
4/20	UNC ASHEVILLE *	3 p.m.
4/21	UNC ASHEVILLE *	2 p.m.
4/22	UNC ASHEVILLE *	1 p.m.
4/24	JAMES MADISON	4 p.m.
4/26	COASTAL CAROLINA *	7 p.m.
4/27	COASTAL CAROLINA *	7 p.m.
4/28	COASTAL CAROLINA *	2 p.m.
5/2	NORTH CAROLINA A&T	2 p.m.
5/11	HIGH POINT *	7 p.m.
5/12	HIGH POINT *	7 p.m.
5/13	HIGH POINT *	2 p.m.
5/15	VIRGINIA TECH	5:30 p.m.
5/17	RADFORD *	6:30 p.m.
5/18	RADFORD *	6:30 p.m.
5/19	RADFORD *	2 p.m.
5/22-26	Big South Baseball Championship - High Point, N.C.	
6/1-4	NCAA Regionals	

Home Games in Bold

▲ - The Citadel Challenge - Charleston, S.C.
 ● - at Beckley, W.Va.
 * - Big South Game
 (DH) - Doubleheader
 All Times Eastern Standard Time



LIBERTY FLAMES

Record: 16-2
Big South Record: 0-0
Head Coach: Jim Toman
Career Record: 161-92-1 (5)
Record at Liberty: Same

Game Information

Game 19-20
Bryant
 March 13, 2012 - 3 p.m.
 Worthington Stadium (1,000)
 Lynchburg, Va.

James Madison
 March 14 - 3 p.m.
 Worthington Stadium (1,000)
 Lynchburg, Va.

Radio: 90.9 FM Lynchburg - Tues.
Audio: LibertyFlames.com
Video: LibertyFlames.com - Tues.
GameTracker: LibertyFlames.com



BRYANT BULLDOGS

Record: 4-8
Head Coach: Steve Owens (2)

JAMES MADISON DUKES

Record: 5-10-1
Head Coach: Spanky McFarland (15)

Probable Starting Pitchers

Tuesday - Bryant - RHP Brian O'Neil vs. **Liberty - LHP** Jared Lyons
Wednesday - James Madison - TBA vs. **Liberty - TBA**

Trending

Last Five Games: 4-1
Batting Avg: Andy Smith (.333)
Last 10 Games: 9-1
Batting Avg: Andy Smith (.333)
Hit Streak: Ian Parmley 6 games (.391)

Quick Hits

- **SERIES WITH LIBERTY:** Tuesday's game will be the first-ever meeting between Bryant and Liberty. Wednesday, James Madison and Liberty will meet for the 61st time. James Madison leads the all-time series, 35-25.
- James Madison has been the most frequently played non-conference opponent in Liberty baseball program history.
- Bryant is the newest member of the Northeast Conference (NEC). Liberty has recorded a 4-2 mark against the NEC's current membership since 1976.
- James Madison is a member of the Colonial Athletic Association (CAA). Liberty has compiled a 133-170 record against the CAA's current membership since 1976. The Flames have already faced Old Dominion and Towson, both members of the CAA this year.
- Liberty enters the week tied for the most wins in the country. The Flames are tied with Kentucky, which has started the year, 16-0.
- Liberty is 7-1 in the month of March. The Flames are 52-30 (.634) during the month under head coach Jim Toman.
- Liberty is 10-2 at Worthington Stadium this season. The Flames are 79-35-1 (.691) during Toman's five years at Liberty.
- With a 16-2 record, Liberty is off to its best start to open a season since a 15-3 record to start the 1979 and 2006 seasons.
- Fueling the run has been two winning streaks. Liberty ran off seven consecutive wins to begin 2012 and followed it with a nine-game winning streak, tying the longest by a Flames team at the Division I level.
- The Flames are among the nation's elite, allowing 2.5 runs per game. Liberty ranks third in the listing.
- Liberty has already eclipsed the program record for shutouts in a season with six. Previous program record was four.
- Liberty was picked to finish second in the 2012 Big South Preseason Poll. The Flames have finished second in the conference standings in three of the last four seasons, including last year.

Possible Starters

Pos.	#	Player	B/T	AVG.	AB	R	H	2B	3B	HR	RBI	SB
C	10	Trey Wimmer	R/R	.221	68	7	15	2	0	1	11	0
1B	9	Ryan Cordell	R/R	.229	35	9	8	0	1	1	7	1
2B	19	Bryan Aanderud	R/R	.394	66	8	26	4	0	0	19	1
SS	1	Zack Haley	R/R	.333	60	18	20	7	0	0	8	2
3B	5	Dalton Sype	R/R	.263	57	9	15	1	3	0	9	1
LF	17	Ian Parmley	L/L	.338	71	24	24	5	1	0	4	8
CF	4	Andy Smith	L/L	.339	59	23	20	1	2	3	13	3
RF	7	Michael Robertson	R/R	.348	69	19	24	6	0	1	18	7
DH	22	Tyler Cox	R/R	.262	42	8	11	6	0	1	13	0

2012 Flames Baseball Game Notes
Bryant at Liberty, March 13 - James Madison at Liberty, March 14

Tuesday - 13	Wednesday - 14	Thursday - 15	Friday - 16	Saturday - 17	Sunday - 18	Monday -19
BRYANT vs. LIBERTY 3 p.m. Worthington Stadium Lynchburg, Va.	JAMES MADISON vs. LIBERTY 3 p.m. Worthington Stadium Lynchburg, Va.	PRACTICE TBA	LIBERTY vs. PRESBYTERIAN 3 p.m. PC Baseball Complex Clinton, S.C.	LIBERTY vs. PRESBYTERIAN 2 p.m. PC Baseball Complex Clinton, S.C.	LIBERTY vs. PRESBYTERIAN 1 p.m. PC Baseball Complex Clinton, S.C.	OFF DAY

RESULTS

Date	Opponent	Score	Pitcher of Record	Save	Time	Overall	Big South
2/17	vs. Richmond ^	W, 12-0	John Niggli (1-0)		2:44	1-0	
2/18	vs. Towson ^	W, 8-0	Patrick Eckelbarger (1-0)		2:39	2-0	
2/18	vs. Towson ^	W, 12-3	Jacob Kemmerer (1-0)		2:38	3-0	
2/19	at The Citadel ^	W, 11-9	Brooks Roy (1-0)	Danny Grauer (1)	3:12	4-0	
2/22	RADFORD	W, 6-3	Kody Young (1-0)	Tim Dudley (1)	2:17	5-0	
2/24	SIENA	W, 6-2	John Niggli (2-0)	Jacob Kemmerer (1)	2:14	6-0	
2/25	SIENA (7 inn.)	W, 1-0	Patrick Eckelbarger (2-0)		1:28	7-0	
2/25	SIENA (7 inn.)	L, 7-9	Jared Lyons (0-1)		2:16	7-1	
2/26	SIENA	W, 4-2	Shawn Lyons (1-0)		2:34	8-1	
2/28	at #14 Virginia	W, 8-0	Blake Forslund (1-0)	Kody Young (1)	3:11	9-1	
3/3	COPPIN STATE	W, 2-0	John Niggli (3-0)		1:48	10-1	
3/3	COPPIN STATE (7 inn.)	W, 14-0	Patrick Eckelbarger (3-0)		1:56	11-1	
3/4	COPPIN STATE	W, 13-1	Brooks Roy (2-0)		2:26	12-1	
3/6	at Old Dominion	W, 10-6	Jacob Kemmerer (2-0)		2:28	13-1	
3/9	ST. JOHN'S	W, 12-2	John Niggli (4-0)		2:19	14-1	
3/10	ST. JOHN'S	W, 7-4	Patrick Bankemper (1-0)	Trey Lambert (1)	2:44	15-1	
3/10	ST. JOHN'S	W, 4-1	Brooks Roy (3-0)	Carson Herndon (1)	2:17	16-1	
3/11	ST. JOHN'S	L, 1-3	Jacob Kemmerer (2-1)		2:52	16-2	

^ = The Citadel Challenge - Charleston, S.C.

* = Big South Conference Game

Liberty Under Jim Toman

YEAR	OVERALL	CONFERENCE
2008	35-26-1	14-7 (2nd)
2009	33-21	17-9 (3rd)
2010	42-19	19-8 (2nd)
2011	35-24	18-9 (2nd)
2012	16-2	-
TOTAL	161-92-1	68-33
	(.636)	(.673)

MILESTONE WINS

WIN	SCORE	DATE
1	Liberty 6, Notre Dame 2	2/22/08
50	Liberty 19, High Point 15	3/22/09
100	Liberty 10, Gardner-Webb 7	5/2/10
150	Liberty 6, Radford 3	2/22/12

Jim Toman

Jim Toman enters his fifth year at Liberty after posting the highest winning percentage (.617) of any head baseball coach in program history during his first four years in Lynchburg.

The Flames posted a school record for wins with a 42-19 campaign in 2010 and have won 35 or more games in three of his four seasons at the helm of program. Liberty notched a 145-90-1 overall record during his first four seasons on Liberty Mountain. The Flames have also posted a 68-33 Big South mark over the span. His .673 conference winning percentage is the best of any head coach in program history.

This past June, Toman saw seven players from his Flames squad selected during the 2011 Major League Baseball Draft, the most players chosen in a single draft in the 38-year history of the program. The number ties the 2007 and 2010 Coastal Carolina squads for the Big South Conference record for players picked in a single draft.

The impressive strides made by the program have not gone unnoticed. During November of 2010, Rivals.com cited Liberty as one of college baseball's top 10 rising programs.

Toman was named the sixth head coach in the history of the Liberty Baseball program in June 2007, after 11 seasons as the senior member of Ray Tanner's coaching staff at South Carolina. Toman worked a total of 18 years alongside Tanner, dating back to the 1990 season at N.C. State.

During his time at South Carolina, Toman served as recruiting coordinator and coached the catchers. Known as one of the top recruiters in college baseball, the 22-year college coaching veteran was named the 2002 Baseball America/American Baseball Coaches Association Assistant Coach of the Year. Before joining the Gamecock staff in 1996, Toman served under Tanner for seven years at N.C. State.

A native of Monroeville, Pa., Toman is married to the former Ashley McLaughlin of Florence, S.C., and lives in Forest, Va. They have three children - Caroline (14), Charlie Mac (11), and Tucker (8).

Tracking Liberty**Last Five Games:**

- Liberty is 4-1 in its last five games, hitting .260 as a team.
- OF Andy Smith hit .333 and had an OBP of .500 during the stretch.
- Liberty hit more than one home run in game for the first time this season last Tuesday at Old Dominion. Alex Close hit the first two home runs of his collegiate career, while Ryan Cordell added his first of the year.
- RHP John Niggli ran his record to 4-0, Friday in a 12-2 victory over St. John's.
- RHP Patrick Eckelbarger had his consecutive scoreless innings streak come to an end at 19, when he gave up a run in the fourth inning of Liberty's 7-4 win over St. John's, Saturday.

Last 10 Games:

- Liberty is 9-1 over its last 10 games
- During the stretch, the Flames posted a 7-1 record at home.
- Smith also has the highest batting average of any Flame during the span (.333) and has scored 14 times.
- Liberty tied the longest winning streak by a Flames team at the Division I level, running off nine-straight victories.

Player Quick Hits

- OF **Michael Robertson** has hit in 16 of Liberty's 18 games. His 10-game hitting streak to begin the year is the longest by a Flame this season.
- Robertson and OF **Andy Smith** have reached safely in every Liberty game this season.
- Smith leads the Flames with a .488 on base percentage. The OF also leads Liberty with three home runs.
- OF **Ian Parmley** leads the Flames with 24 runs scored. Liberty's leadoff hitter has scored at least one run in 14 games and has plated two or more runs in seven games this season.
- Parmley tied a career high with four hits, including two doubles and a triple in a 12-3 victory over Towson, Feb. 18. His four hits in a game are the most by a Flame this season.
- RHP **John Niggli** was named the Big South Pitcher of the Week for his effort Feb. 26-March 4. It was the second time, the right-hander has earned the weekly honor.
- Niggli was also named Big South Pitcher of the Week for the opening weekend of season, after his performance in a 12-0 win over Richmond on Feb. 17.
- RHP **Patrick Eckelbarger** recorded his first shutout and complete game in a 1-0 win over Siena, Feb. 25. He allowed three hits in the seven-inning game.
- Eckelbarger did not allowed a run in his first three outings of the year. The RHP had his scoreless innings streak snapped on Saturday against St. John's at 19.
- 3B **Dalton Sype** has three triples, the second most in the nation this season.
- C **Trey Wimmer**, who started 93 career games at first base in 2009 and 2010, has returned from injury sustained in 2011. The junior has started every Liberty contests, starting at catcher, first base and third base already this season. Currently, he has taken over Liberty's full-time catching duties.
- Close hit the first two home runs of his collegiate career, while 1B **Ryan Cordell** added his first of the year last Tuesday at Old Dominion. Close drove in four runs in the game. Cordell was the last Liberty freshman to hit his first two home runs in the same game, doing so at South Carolina on April 26, 2011.
- Cordell drove in five runs in Liberty's victory over St. John's, Friday. The total is a new career-high for the sophomore. He joins DH Tyler Cox and 2B Bryan Aanderud as Flames who have driven in five runs in a game this season.
- 2B **Bryan Aanderud** leads the Flames in hitting with a .423 batting average. The 2B has recorded four three-hit games this season.
- SS **Zack Haley** leads Liberty with seven doubles. The senior hit .538 (7-for-13) over a five-game span, Feb. 23-27.
- Haley, who started 44 games at 2B in 2011, has started every game at shortstop for the Flames this season. He has not made an error in 73 chances.
- Freshman LHP **Jared Lyons** leads the Flames in appearances with seven. RHP **Patrick Bankemper**, RHP **Blake Forslund** and **Kody Young** have made six appearances.
- Bankemper picked up his first win as a Flame with three scoreless innings of relief in Liberty's 7-4 win over St. John's, Saturday.
- Forslund, a transfer from Virginia, and Young each posted firsts in Liberty's win over #14 Virginia, 2/28. Forslund recorded his first win of the year, with 3 2/3 innings of scoreless relief. He struck out five and walked five batters. Young earned his first save in a Liberty uniform in the game. Young did not allow a run over the final three innings.
- RHP **Brooks Roy** has recorded three wins in three appearances this season. Roy's latest win came on Saturday in Liberty's 4-1 win over St. John's. The junior pitched four scoreless innings, allowing one hit.
- RHP **Trey Lambert** earned the save in Liberty's 7-4 win in the first game of a doubleheader with St. John's, Saturday. He then was the starter in game two, giving way to Roy in the third inning.
- RHP **Carson Herndon** recorded his first collegiate save, Saturday. Herndon held St. John's scoreless over the final three innings in Liberty's 4-1 victory.
- LHP **Shawn Clowers** posted his first collegiate win, Feb. 26. The freshman pitched five no-hit, scoreless innings, as Liberty defeated Siena, 4-2.

Big South Conference

2011 Final Conference Standings

	W	L	Pct.
Coastal Carolina	20	7	.741
Liberty	18	9	.667
Charleston Southern	15	12	.556
Winthrop	15	12	.556
Gardner-Webb	14	13	.519
Radford	14	13	.519
VMI	14	13	.519
High Point	9	18	.333
Presbyterian	9	18	.333
UNC Asheville	7	20	.259

2012 Overall Records

	W	L	T	Pct.
Liberty	16	2	0	.929
Campbell	13	3	0	.813
High Point	11	7	0	.611
Gardner-Webb	9	6	0	.600
Coastal Carolina	8	6	0	.571
Radford	8	7	0	.500
UNC Asheville	8	9	0	.471
Presbyterian	8	10	0	.444
VMI	6	8	0	.429
Charleston So.	5	11	0	.313
Winthrop	2	14	0	.125

Upcoming Schedule

Tuesday, March 13

Bryant at Liberty	3 p.m.
High Point at N.C. A&T	3 p.m.
VMI at Old Dominion	5:30 p.m.
Radford at Virginia Tech	6 p.m.
Western Carolina at UNC Asheville	6 p.m.
Rider at Campbell	6 p.m.
Charleston So. at South Carolina	7 p.m.

Wednesday, March 14

James Madison at Liberty	3 p.m.
VMI at Old Dominion	3 p.m.
Col. of Charleston at Coast. Carolina	4 p.m.
Presbyterian at Kennesaw St.	4 p.m.
Charleston So. at Savannah St.	5 p.m.
Gardner-Webb at North Carolina	6 p.m.
Winthrop at The Citadel	6 p.m.
Rider at Campbell	6 p.m.



Weather Forecast

Tuesday



Cloudy - 76°
Wind - SW@7 mph

Wednesday



Sunny - 76°
Wind - WSW@3 mph

Series

* since 1976

vs. Bryant

Meeting: First Meeting
Last Meeting: N/A
All-Time Series: N/A
Series in Lynchburg: N/A
Series in Smithfield, R.I.: N/A
Neutral Site: N/A
Liberty under Jim Toman: N/A



vs. James Madison

Meeting: 61st
Last Meeting: James Madison won 16-12, 4/6/11 in Lynchburg, Va.
All-Time Series: James Madions leads 35-25
Series in Lynchburg: 18-10
Series in Harrisonburg: 8-24
Neutral Site: N/A
Liberty under Jim Toman: 1-7

- James Madison has been the most frequently played non-conference opponent in Liberty baseball program history.
 - The two teams had a previously scheduled meeting this season postponed due to rain.
 - James Madison has won nine of its last 10 meetings between the two teams.
- Liberty's lone victory during the stretch was a 12-7 win at Worthington Stadium on April 21, 2010
- The last time Liberty has won in Harrisonburg was a 9-4 victory on March 29, 2005.

Liberty Month-by-Month

* since 1976

2012

Feb: 9-1 (.900)
March: 7-1 (.875)
April:
May:

Under Toman

Feb.: 26-9 (.745)
March: 52-30 (.634)
April: 43-31 (.581)
May: 40-22-1 (.643)

All-Time*

Feb.: 82-38 (.683)
March: 358-281-2 (.561)
April: 354-293-1 (.546)
May/June: 171-131-3 (.566)

- With their 9-1 record during the month, the Flames have recorded a .500 or better mark during February 21 out of 27 times since 1976 and four out of five years under head coach Jim Toman
- Liberty has averaged 11.25 wins during Toman's tenure in March.

At Their Best in the 'Burg

- For the past 33 years, the Lynchburg home of the Flames has been Worthington Stadium. The 2012 season will be the last for the facility.
- The stadium is named for program architect and the first Liberty head baseball coach, Al Worthington.

Liberty at Worthington in 2012: 10-2 (.833)
During Toman's Tenure: 79-35-1 (.691)
All-Time Record at Worthington: 551-248-6 (.688)

Stadium Milestones

First Game (Know as Liberty Field): March 13, 1979 - Kutztown 9, Liberty 6
Named Worthington Stadium: May 3, 1986 - Liberty 19, Maryland 3
First Night: March 28, 2008 - Coastal Carolina 5, Liberty 3 (11 inn.)

2012 Record

at Home	10-2
on Road	3-0
at a Neutral site	3-0
<hr/>	
In Day Games.....	16-2
In Night Games.....	0-0
<hr/>	
Midweek Games.....	3-0
Weekend Games.....	13-2
<hr/>	
When LU Starter pitches 5+ inn.	8-1
When LU Starter pitches < 5 inn.	8-1
When LU Staff strikes out 10+	3-0
When LU Staff strikes out 12+.....	3-0
<hr/>	
vs. left-handed starter	6-0
vs. right-handed starter.....	10-2
<hr/>	
In one-run games	1-0
In two-run games	3-2
In five-plus run games.....	7-0
Extra innings	0-0
<hr/>	
After winning a game.....	14-2
After losing a game.....	1-0
<hr/>	
When LU has 10+ hits	11-0
When LU has 15+ hits	1-0
<hr/>	
Hit a home run.....	6-0
Do not hit a home run.....	10-2
Opponents do not hit a HR.....	13-1
<hr/>	
Wore red uniforms.....	4-0
Wore white uniforms.....	5-1
Wore blue uniforms	0-0
Wore grey uniforms.....	2-0
Wore blue BP tops.....	5-1
<hr/>	
Played on Tuesday.....	2-0
Played on Wednesday.....	1-0
Played on Thursday.....	0-0
Played on Friday.....	3-0
Played on Saturday	7-1
Played on Sunday	3-1
<hr/>	
Series Openers.....	3-0
Middle Games	4-1
Series Finales.....	2-1
<hr/>	
In Virginia.....	12-2
In North Carolina	0-0
In South Carolina.....	4-0

Big South Preseason Poll

1. Coastal Carolina (10)	120
2. Liberty (1)	98
3. Radford	97
4. Winthrop	76
5. Gardner-Webb	66
6. Charleston Southern	65
7. VMI	64
8. High Point	59
9. Campbell	31
10. Presbyterian College	30
11. UNC Asheville	20

- Liberty has been selected to finish second in the Big South Conference standings this season by the conference's head coaches in the league's annual preseason poll.
- Liberty received one first place vote and garnered 98 points, one more point than Radford, in being selected second.
- Five-time defending Big South champion Coastal Carolina was chosen to finish the year as the conference's top team. The Chanticleers received 10 first-place votes and 120 total points in the poll.

Liberty Versus the Big South

- Liberty, a 21-year member of the Big South Conference, has compiled a 302-188 (.616) record against the Big South Conference's current membership since 1976.

Liberty All-Time Against the Big South

Campbell	13-14
Charleston Southern.....	43-21
Coastal Carolina.....	28-50
Gardner-Webb.....	8-3
High Point	38-22
Presbyterian	9-0
Radford	50-28
UNC Asheville.....	41-23
VMI	34-11
Winthrop	38-38
Total	302-188



Liberty Versus the NEC, CAA

- Bryant is a member of the Northeast Conference (NEC). Liberty has recorded a 4-2 mark against the NEC's current membership since 1976.

Liberty All-Time Against the NEC


Bryant	0-0
Central Connecticut State.....	0-0
Farleigh Dickinson.....	1-0
Long Island Brooklyn.....	0-0
Monmouth.....	2-2
Mount St. Mary's.....	0-0
Quinnipiac.....	1-0
Sacred Heart	0-0
Wagner	0-0
Total	4-2



- James Madison is a member of the Colonial Athletic Association (CAA). Liberty has compiled a 133-170 record against the CAA's current membership since 1976. The Flames have already faced Old Dominion and Towson, both members of the CAA this year.

Liberty All-Time Against the CAA

Delaware	0-2
George Mason.....	24-32
Georgia State	0-0
Hofstra	2-1
James Madison	25-35
UNC Wilmington.....	7-3
Northeastern.....	1-0
Old Dominion.....	19-34
Towson	10-10
VCU	23-28
William & Mary.....	22-25
Total	133-170



Most Wins in Nation

- Liberty enters the week tied for the most wins in the country. The Flames are tied with Kentucky, which has started the year, 16-0.
- Liberty's .889 winning percentage is the eighth best in the nation. Kentucky also leads that category, as the Wildcats are the only unbeaten team left in NCAA Division I.
- The Flames are also among the nation's elite, allowing 2.5 runs per game. Liberty ranks third in the listing. South Carolina is tops in the nation, yielding 1.9 runs per contest.

**2012 NCAA Rankings
(as of 3/4/12)**

Team (288 Ranked)

Category.....	Rank.....	Actual
Batting Average	13	0.329
Scoring	26	8.0
Runs	5	104.0
Hits	6	141.0
Doubles Per Game	37.....	2.23
Doubles	11	29.0
Triples Per Game	19.....	0.54
Triples	5	7.0
Home Runs Per Game	175	0.31
Home Runs	129	4.0
Slugging Percentage	31.....	0.458
Stolen Bases Per Game	89	1.31
Stolen Bases	48	17.0
Base on Balls	154	37.0
Sacrifice Bunts	85	8.0
Hit by Pitch	7	25.0
Sacrifice Flies	4	11.0
Earned Run Average	12	2.11
Strikeouts Per Nine Innings	112	7.5
Hits Allowed Per Nine Innings	14	6.57
Walks Allowed Per Nine Innings.....	117	3.49
Fielding Percentage	8	0.985
Double Plays Per Game	68	0.92
Double Plays	19	12.0
WL Pct	5	0.923

Individual – Top 50

Runs

Ian Parmley.....	12	17.0
Andy Smith	18	16.0

RBIs

Bryan Aanderud	29	15.0
----------------------	----------	------

Hits

Bryan Aanderud	15	22.0
----------------------	----------	------

Triples

Dalton Sype	2	3.0
-------------------	---------	-----

Hit By Pitch

Andy Smith.....	9	6.0
-----------------	---------	-----

ERA

Patrick Eckelbarger.....	1	0.0
John Niggli	21.....	0.43

Victories

Patrick Eckelbarger	5	3.0
John Niggli	5	3.0
Brooks Roy	48	2.0

Hits Allowed Per Nine Innings

Patrick Eckelbarger.....	43.....	4.5
--------------------------	---------	-----

Games Started

Patrick Eckelbarger	10.....	3.0
John Niggli	10.....	3.0

With Ducks on the Pond

- Liberty enters Tuesday's game, hitting .322 with runners in scoring position.
- Tyler Cox leads the Flames with a .500 batting average with runners in scoring position. Michael Robertson has also thrive with runners in scoring position with a .464 average.
- The Flames have hit .238 with runners in scoring position and two outs, so far in 2012.

W/Runners in Scoring Position

	Avg.	AB	Hits	RBIs
Tyler Cox	.500	18	9	11
Michael Robertson	.464	28	13	18
Bryan Aanderud	.382	32	13	19
Dalton Sype	.353	17	6	9
Andy Smith	.333	24	8	11
Zack Haley	.333	21	7	6
Team	.322	233	75	109

W/Runners in Scoring Position & 2 Outs

	Avg.	AB	Hits	RBIs
Michael Robertson	.500	10	5	6
Alex Close	.375	8	3	5
Dalton Sype	.333	9	3	5
Ryan Cordell	.250	8	2	5
Andy Smith	.222	9	2	3
Tyler Cox	.222	9	2	2
Team	.238	101	24	34

Best Beginning

- With a 16-2 record, Liberty is off to its best start to open a season since a 15-3 record to start the 1979 and 2006 seasons.
- This season's start is the best during Jim Toman's five-year tenure. Liberty began 11-1 under Toman in 2010.
- Fueling the run has been two winning streaks. Liberty ran off seven consecutive wins to begin 2012 and followed it with a nine-game winning streak, tying the longest by a Flames team at the Division I level. Liberty teams have tied that mark seven times. The school record is 15 straight by the 1976 team.

Close Belts First Two

- DH Alex Close hit a home run in his first two at bats in Liberty's 10-6 win over Old Dominion, last Tuesday.
- The home runs were the first round trippers of his collegiate career.
- In the game, 1B Ryan Cordell also hit a home run. Coinidentally, Cordell hit his first two collegiate home runs in the same game (April 26, 2011).
- Close had three hits and four RBIs in the contest.

Niggli Named Big South Pitcher of the Week for Second Time

- Right-hander John Niggli was named the Big South Pitcher of the Week for Feb. 27-March 4.
- Niggli also earned the weekly award the the opening weekend of the 2012 season, Feb. 17-19.
- The senior recorded his first complete game of the season, allowing just two hits in a 2-0 shutout of Coppin State, last Saturday afternoon to claim his recent weekly honor.
- It was his first career shutout and the team's single-season record fifth of the year.
- Niggli held the Eagles to a .071 batting average, as just four Coppin State batters reached base during the game. The right-hander struck out a career-high 12 batters and walked two in the contest.
- He sat down the side in order in five of the nine innings and finished the contest by retiring nine consecutive hitters.

Flames Shatter Program Shutout Record

- With three consecutive shutouts the week of Feb. 27-March 4, Liberty eclipsed the program record for shutouts in a season with six blankings.
- The 1978, 1981 and 2001 teams each pitched four shutouts in a year to set the previous standard.
- Four of Liberty's six shutouts in 2012 have been combined efforts, with seniors John Niggli and Patrick Eckelbarger each recording a complete-game shutout.

New Consecutive Innings Scoreless Streak

- During the week of Feb. 27-March 4, Liberty did not allow a run for 39 consecutive innings to set a new program record.
- The new mark surpasses the 23 consecutive scoreless innings the Flames posted to begin the year.
- Fueling the streak were Liberty's three consecutive shutouts in a win over No. 14 Virginia and two wins over Coppin State. It is the first time in program history Liberty has pitched three consecutive shutouts.

2012 LIBERTY BASEBALL
Overall Statistics for Liberty (as of Mar 12, 2012)
(All games Sorted by Batting avg)

Record: 16-2 Home: 10-2 Away: 3-0 Neutral: 3-0 Big South: 0-0

Player	avg	gp-gs	ab	r	h	2b	3b	hr	rbi	tb	slg%	bb	hp	so	gdp	ob%	sf	sh	sb-att	po	a	e	fld%	
19 AANDERUD, Bryan	.394	18-18	66	8	26	4	0	0	19	30	.455	6	3	3	0	.455	2	1	1-1	45	39	2	.977	
7 ROBERTSON, Michael	.348	18-18	69	19	24	6	0	1	18	33	.478	5	5	11	2	.425	1	0	7-8	29	0	0	1.000	
4 SMITH, Andy	.339	18-18	59	23	20	1	2	3	13	34	.576	10	9	10	0	.488	2	1	3-5	41	1	0	1.000	
17 PARMLEY, Ian	.338	18-18	71	24	24	5	1	0	4	31	.437	13	0	4	0	.435	1	1	8-10	33	2	0	1.000	
1 HALEY, Zack	.333	18-18	60	18	20	7	0	0	8	27	.450	4	2	11	1	.394	0	1	2-3	14	58	1	.986	
5 SYPE, Dalton	.263	18-16	57	9	15	1	3	0	9	22	.386	4	4	11	3	.348	1	3	1-2	13	37	3	.943	
9 CORDELL, Ryan	.229	17-12	48	9	11	1	1	1	13	17	.354	3	2	6	0	.296	1	1	1-2	92	4	0	1.000	
10 WIMMER, Trey	.221	18-18	68	7	15	2	0	1	11	20	.294	0	0	6	2	.214	2	2	0-0	120	13	3	.978	

20 GRAUER, Danny	.400	2-2	5	2	2	0	0	0	4	2	.400	0	0	0	1	.333	1	0	0-0	5	1	0	1.000	
24 Sizemore, Justin	.385	10-3	13	0	5	2	0	0	0	7	.538	1	2	3	0	.500	0	0	0-0	14	0	0	1.000	
12 CLOSE, Alex	.343	11-8	35	6	12	0	1	2	6	20	.571	1	1	8	2	.378	0	0	1-1	46	1	1	.979	
22 COX, Tyler	.262	14-13	42	8	11	6	0	1	13	20	.476	4	5	12	1	.377	2	0	0-0	4	1	0	1.000	
3 RICHARDSON, Josh	.167	5-0	6	0	1	0	0	0	1	1	.167	0	0	1	0	.167	0	0	0-0	0	3	0	1.000	
23 MCCLENDON, Tony	.000	8-0	2	3	0	0	0	0	1	0	.000	2	0	0	0	.500	0	0	0-0	0	0	1	.000	
14 HERNDON, Carson	.000	1-0	0	0	0	0	0	0	0	0	.000	0	1	0	0	1.000	0	0	0-0	0	0	0	.000	
30 PERRITT, Ashton	.000	7-0	0	2	0	0	0	0	0	0	.000	2	0	0	0	1.000	0	0	1-1	3	0	0	1.000	
Totals	.309	18	601	138	186	35	8	9	120	264	.439	55	34	86	12	.391	13	10	25-33	468	172	11	.983	
Opponents	.227	18	560	45	127	13	2	5	41	159	.284	63	11	124	15	.316	2	8	6-15	435	192	48	.929	

LOB - Team (140), Opp (131). DPs turned - Team (17), Opp (15). IBB - Team (2), SMITH, A. 1, PARMLEY, I. 1, Opp (3). Picked off - HALEY, Z. 1, SYPE, D. 1, SMITH, A. 1.

(All games Sorted by Earned run avg)

Player	era	w-l	app	gs	cg	sho	sv	ip	h	r	er	bb	so	2b	3b	hr	b/avg	wp	hp	bk	sfa	sha		
25 NIGGLI, John	0.94	4-0	4	4	1	1/1	0	28.2	24	3	3	5	24	4	0	1	.231	1	0	0	0	0		
21 ECKELBARGER, Patrick	1.29	3-0	4	4	1	1/2	0	21.0	12	3	3	7	18	1	0	0	.169	0	2	0	0	1		
11 KEMMERER, Jacob	3.26	2-1	5	3	0	0/0	1	19.1	18	9	7	7	12	2	0	1	.250	0	2	0	0	0		

38 DUDLEY, TIM	0.00	0-0	4	1	0	0/2	1	7.2	4	0	0	0	3	0	0	0	.154	0	0	0	1	0		
6 CLOWERS, Shawn	0.00	1-0	4	0	0	0/0	0	7.0	2	0	0	3	5	1	0	0	.087	0	0	0	0	0		
2 ROY, Brooks	0.00	3-0	3	0	0	0/0	0	6.0	2	0	0	1	3	0	0	0	.118	0	0	0	0	1		
14 HERNDON, Carson	0.00	0-0	3	0	0	0/2	1	5.1	4	0	0	4	7	1	0	0	.200	0	0	0	0	0		
33 MARTIN, Willi	0.00	0-0	2	0	0	0/1	0	2.0	1	0	0	2	2	0	0	0	.167	0	1	0	0	1		
30 PERRITT, Ashton	0.00	0-0	1	0	0	0/1	0	1.0	1	0	0	0	2	0	0	0	.250	0	0	0	0	0		
20 GRAUER, Danny	0.00	0-0	1	0	0	0/0	1	1.0	0	0	0	1	0	0	0	0	.000	0	0	0	0	0		
8 FORSLUND, Blake	1.93	1-0	6	0	0	0/2	0	9.1	6	2	2	11	9	1	0	0	.188	1	0	0	0	0		
26 BROWN, Daniel	2.45	0-0	4	0	0	0/0	0	3.2	3	1	1	1	5	0	0	0	.214	0	1	0	0	0		
34 YOUNG, Kody	2.70	1-0	6	1	0	0/2	1	10.0	9	4	3	6	7	2	0	0	.243	1	0	0	0	2		
13 LAMBERT, Trey	3.00	0-0	5	2	0	0/0	1	9.0	5	3	3	2	5	0	1	1	.172	0	1	0	1	1		
16 LYONS, Jared	3.38	0-1	7	1	0	0/1	0	10.2	10	5	4	4	5	1	0	1	.263	0	0	0	0	1		
55 BANKEMPER, Patrick	4.70	1-0	6	0	0	0/0	0	7.2	12	4	4	5	14	0	0	0	.353	1	3	0	0	0		
17 PARMLEY, Ian	12.46	0-0	1	1	0	0/0	0	4.1	8	6	6	1	2	0	0	1	.444	0	0	0	0	1		
12 CLOSE, Alex	19.29	0-0	2	1	0	0/1	0	2.1	6	5	5	3	1	0	1	0	.462	0	1	0	0	0		
Totals	2.37	16-2	18	18	2	6/4	6	156.0	127	45	41	63	124	13	2	5	.227	4	11	0	2	8		
Opponents	6.46	2-16	18	18	1	0/0	2	145.0	186	138	104	55	86	35	8	9	.309	16	34	4	13	10		

PB - Team (1), WIMMER, T. 1, Opp (2). Pickoffs - Team (1), WIMMER, T. 1, Opp (3). SBA/ATT - WIMMER, T. (6-14), NIGGLI, J. (0-3), ECKELBARGER (2-3), BROWN, D. (2-2), KEMMERER, J. (0-2), FORSLUND, B. (1-1), COX, T. (0-1), PARMLEY, I. (0-1), ROY, B. (0-1), BANKEMPER, P (0-1), LYONS, J. (1-1).

PLAYER GAME-BY-GAME BATTING

AB-R-H-RBI

Opponent	Date	#19 AANDERU	#12 CLOSE,A	#9 CORDELL	#22 COX,T	#20 GRAUER,D	#1 HALEY,Z	#23 MCLEND	#17 PARMLEY,I	#30 PERRITT,A	#3 RICHARDS	#7 ROBERTS	#24 SIZEMORE	#4 SMITH,A	#5 SYPE,D	#10 WIMMER,T
Richmond	02-17-12	5-0-3-1	4-0-0-0	4-0-2-2	4-1-1-3	4-2-2-0	Def	4-2-2-0	0-0-0-0	1-0-0-0	4-3-3-3	1-0-0-0	2-3-1-1	1-0-0-0	5-1-0-0
Towson	02-18-12	5-0-2-1	1-0-0-0	5-0-1-0	4-0-2-1	1-1-1-1	4-1-1-0	1-0-0-0	5-2-2-0	Def	1-0-0-0	5-1-3-3	Def	5-1-1-1	3-1-1-0	5-1-2-0
Towson	02-18-12	3-1-2-1	4-0-1-0	0-1-0-0	4-2-3-5	4-1-0-0	Def	5-3-4-0	Def	1-0-0-0	4-3-1-2	1-0-1-0	4-1-1-1	5-0-1-1	5-0-0-0
The Citadel	02-19-12	4-1-1-1	1-1-1-1	3-2-1-1	3-0-0-1	4-1-2-1	0-1-0-0	6-1-2-0	3-1-2-0	Def	4-1-1-1	4-1-2-3	4-1-2-2
Radford	02-22-12	4-0-1-0	2-0-0-0	3-1-0-0	3-1-1-1	3-0-0-0	4-1-1-0	4-2-3-2	3-0-1-0	2-1-1-1
Siena	02-24-12	4-1-3-2	4-1-2-0	2-1-0-0	3-0-1-1	5-1-2-0	5-1-1-0	2-1-1-1	2-0-0-0	4-0-1-1
Siena	02-25-12	2-0-0-0	1-0-0-0	3-0-1-1	2-0-1-0	2-0-0-0	3-1-1-0	1-0-1-0	3-0-1-0	2-0-0-0	2-0-0-0
Siena	02-25-12	3-1-3-1	4-0-2-2	4-1-1-1	2-2-1-0	0-1-0-0	4-1-2-0	Def	4-1-1-1	2-0-0-1	3-0-0-0	2-0-1-1
Siena	02-26-12	2-0-1-0	4-2-1-0	3-0-0-0	3-0-3-2	4-0-0-1	5-0-1-0	4-0-1-0	3-0-1-1	4-2-2-0
Virginia	02-28-12	5-0-1-1	1-0-0-0	4-1-1-0	3-2-1-1	4-1-1-1	Def	5-1-1-0	4-0-2-1	0-0-0-0	3-2-1-0	5-1-1-1	5-0-2-2
Coppin State	03-03-12	2-0-0-0	3-0-1-0	0-1-0-0	0-0-0-1	3-0-0-0	2-1-0-0	3-0-0-0	3-0-0-0	3-0-0-0	2-0-1-1	3-0-0-0
Coppin State	03-03-12	5-1-2-2	2-1-0-0	3-1-1-2	2-2-2-1	1-0-0-0	3-2-0-1	2-0-1-1	1-2-1-2	1-0-1-0	4-2-2-1	3-1-1-3
Coppin State	03-04-12	5-1-3-5	5-0-2-1	1-0-0-0	3-1-0-0	0-1-0-1	4-3-3-1	0-1-0-0	1-0-0-0	4-1-1-0	3-0-1-0	4-3-2-1	4-2-1-0	3-0-0-0
Old Dominion	03-06-12	3-1-0-1	5-2-3-4	4-1-1-2	4-1-1-1	6-1-2-1	3-1-0-0	5-2-3-1	3-1-1-0	5-0-3-0
St. John's	03-09-12	3-1-2-2	5-1-1-0	5-0-2-5	4-2-2-0	3-3-1-0	0-1-0-0	4-1-2-4	3-2-1-1	2-1-0-0	5-0-0-0
St. John's	03-10-12	5-0-0-1	4-0-1-0	1-0-0-0	4-2-1-0	4-2-1-0	4-0-1-1	3-0-1-0	4-3-2-1	4-0-1-0	4-0-0-0
St. John's	03-10-12	4-0-2-0	4-0-0-1	4-1-1-0	3-0-0-0	3-1-1-0	4-2-2-0	3-0-0-0	4-0-1-1	3-0-0-1
St. John's	03-11-12	2-0-0-0	4-0-1-0	Def	4-0-0-0	4-1-1-0	3-0-1-0	Def	5-0-1-1	3-0-0-0	3-0-1-0	4-0-0-0

MISCELLANEOUS STATS

Multiple Hit Games	2	3	4	5+	Total
19 AANDERUD, Bryan	5	4	-	-	9
17 PARMLEY, Ian	6	1	1	-	8
7 ROBERTSON, Micha	4	2	-	-	6
1 HALEY, Zack	4	1	-	-	5
10 WIMMER, Trey	4	1	-	-	5
4 SMITH, Andy	2	2	-	-	4
12 CLOSE, Alex	2	1	-	-	3
22 COX, Tyler	2	1	-	-	3
5 SYPE, Dalton	2	-	-	-	2
9 CORDELL, Ryan	2	-	-	-	2
TEAM	33	13	1	0	47

Multiple RBI Games	2	3	4	5+	Total
7 ROBERTSON, Micha	2	2	1	-	5
19 AANDERUD, Bryan	3	-	-	1	4
9 CORDELL, Ryan	3	-	-	1	4
10 WIMMER, Trey	2	1	-	-	3
22 COX, Tyler	1	-	-	1	2
12 CLOSE, Alex	-	-	1	-	1
5 SYPE, Dalton	-	1	-	-	1
1 HALEY, Zack	1	-	-	-	1
20 GRAUER, Danny	-	1	-	-	1
4 SMITH, Andy	1	-	-	-	1
TEAM	13	5	2	3	23

Hitting Streaks	Longest	Current
7 ROBERTSON, Micha	10	4
1 HALEY, Zack	7	1
4 SMITH, Andy	7	-
17 PARMLEY, Ian	6	6
19 AANDERUD, Bryan	6	-
5 SYPE, Dalton	6	3
9 CORDELL, Ryan	4	-
12 CLOSE, Alex	4	4
10 WIMMER, Trey	3	-
22 COX, Tyler	3	-
24 SIZEMORE, Justin	3	3
20 GRAUER, Danny	2	2
3 RICHARDSON, Josh	1	-

Reached Base Streaks	Longest	Current
4 SMITH, Andy	18	18
7 ROBERTSON, Micha	18	18
5 SYPE, Dalton	11	11
1 HALEY, Zack	10	1
22 COX, Tyler	10	2
17 PARMLEY, Ian	9	9
19 AANDERUD, Bryan	8	2
9 CORDELL, Ryan	8	-
12 CLOSE, Alex	6	6
10 WIMMER, Trey	3	-
24 SIZEMORE, Justin	3	3
20 GRAUER, Danny	2	2
3 RICHARDSON, Josh	1	-

2012 LIBERTY BASEBALL
Games Summary for Liberty (as of Mar 12, 2012)
(All games)

Score by innings	1	2	3	4	5	6	7	8	9	Total
Liberty	22	16	18	12	7	18	14	23	8	138
Opponents	4	6	6	3	7	7	7	1	4	45

Record when ...

Overall	16-2	After 6 leading	14-0
Conference	0-0 trailing	1-2
Non-Conference	16-2 tied	1-0
Home games	10-2	After 7 leading	13-0
Away games	3-0 trailing	1-1
Neutral site	3-0 tied	0-0
Day games	16-2	After 8 leading	13-0
Night games	0-0 trailing	1-1
vs Left starter	6-0 tied	0-0
vs Right starter	10-2		
1-Run games	1-0	Hit 0 home runs	10-2
2-Run games	3-2	... 1 home run	4-0
5+Run games	7-0	... 2+ home runs	2-0
Extra innings	0-0		
Shutouts	6-0	Opponent 0 home runs	12-1
	 1 home run	4-1
Scoring 0-2 runs	2-1 2+ HRs	0-0
..... 3-5 runs	2-0		
..... 6-9 runs	5-1	Made 0 errors	8-0
..... 10+ runs	7-0	... 1 error	8-1
		... 2+ errors	0-1
Opponent 0-2 runs	11-0		
..... 3-5 runs	3-1	Opp. made 0 errors	3-0
..... 6-9 runs	2-1 1 error	2-0
..... 10+ runs	0-0 2+ errors	11-2
Scored in 1st inning	8-1	Out-hit opponent	11-0
Opp. scored in 1st	2-1	Out-hit by opponent	4-0
Scores first	12-0	Hits are tied	1-2
Opp. scores first	4-2		

Record when team scores:

Runs	0	1	2	3	4	5	6	7	8	9	10+
W-L	0-0	1-1	1-0	0-0	2-0	0-0	2-0	1-1	2-0	0-0	7-0

Record when opponent scores:

Runs	0	1	2	3	4	5	6	7	8	9	10+
W-L	6-0	2-0	3-0	2-1	1-0	0-0	1-0	0-0	0-0	1-1	0-0

Record when leading after:

Inn.	1	2	3	4	5	6	7	8
W-L	7-1	7-0	12-0	14-0	14-0	14-0	13-0	13-0

Record when trailing after:

Inn.	1	2	3	4	5	6	7	8
W-L	0-0	1-1	2-1	1-2	2-2	1-2	1-1	1-1

Record when tied after:

Inn.	1	2	3	4	5	6	7	8
W-L	9-1	8-1	2-1	1-0	0-0	1-0	0-0	0-0

Current losing streak: 1

Longest winning streak: 9

Longest losing streak: 1

Home attendance : 2552 (9 dates avg = 283)

Away attendance : 4155 (6 dates avg = 692)

Total attendance: 6707 (15 dates avg = 447)

2012 LIBERTY BASEBALL
Individual Season/Career Summary for Liberty (as of Mar 12, 2012)
(All games Sorted by Batting avg)

Record: 16-2 Home: 10-2 Away: 3-0 Neutral: 3-0 Big South: 0-0

Player	SEASON													CAREER												
	Avg	G-GS	AB	R	H	2B	3B	HR	RBI	BB	Hbp	SO	Sb-Att	Avg	G-GS	AB	R	H	2B	3B	HR	RBI	BB	Hbp	SO	Sb-Att
19 AANDERUD, Bryan	.394	18-18	66	8	26	4	0	0	19	6	3	3	1-1	.394	18-18	66	8	26	4	0	0	19	6	3	3	1-1
7 ROBERTSON, Michael	.348	18-18	69	19	24	6	0	1	18	5	5	11	7-8	.329	130-129	462	97	152	31	6	7	96	31	34	78	29-37
4 SMITH, Andy	.339	18-18	59	23	20	1	2	3	13	10	9	10	3-5	.339	18-18	59	23	20	1	2	3	13	10	9	10	3-5
17 PARMLEY, Ian	.338	18-18	71	24	24	5	1	0	4	13	0	4	8-10	.320	73-72	281	72	90	13	5	0	23	38	0	37	35-47
1 HALEY, Zack	.333	18-18	60	18	20	7	0	0	8	4	2	11	2-3	.298	66-66	208	46	62	17	1	2	27	12	17	44	11-15
5 SYPE, Dalton	.263	18-16	57	9	15	1	3	0	9	4	4	11	1-2	.267	28-23	86	12	23	1	3	0	15	5	4	14	2-4
9 CORDELL, Ryan	.229	17-12	48	9	11	1	1	1	13	3	2	6	1-2	.243	36-27	103	18	25	3	1	3	19	5	4	21	3-4
10 WIMMER, Trey	.221	18-18	68	7	15	2	0	1	11	0	0	6	0-0	.266	130-111	425	54	113	22	0	11	78	26	10	60	0-2

20 GRAUER, Danny	.400	2-2	5	2	2	0	0	0	4	0	0	0	0-0	.400	2-2	5	2	2	0	0	0	4	0	0	0	0-0
24 SIZEMORE, Justin	.385	10-3	13	0	5	2	0	0	0	1	2	3	0-0	.232	66-38	138	16	32	7	0	4	19	18	5	37	1-1
12 CLOSE, Alex	.343	11-8	35	6	12	0	1	2	6	1	1	8	1-1	.343	11-8	35	6	12	0	1	2	6	1	1	8	1-1
22 COX, Tyler	.262	14-13	42	8	11	6	0	1	13	4	5	12	0-0	.262	14-13	42	8	11	6	0	1	13	4	5	12	0-0
3 RICHARDSON, Josh	.167	5-0	6	0	1	0	0	0	1	0	0	1	0-0	.200	20-10	45	11	9	2	0	2	8	9	0	8	1-1
23 MCCLENDON, Tony	.000	8-0	2	3	0	0	0	0	1	2	0	0	0-0	.000	13-2	9	5	0	0	0	0	1	3	2	6	0-0
14 HERNDON, Carson	.000	1-0	0	0	0	0	0	0	0	0	1	0	0-0	.000	1-0	0	0	0	0	0	0	0	0	1	0	0-0
30 PERRITT, Ashton	.000	7-0	0	2	0	0	0	0	0	2	0	0	1-1	.000	7-0	0	2	0	0	0	0	0	2	0	0	1-1
Totals	.309	18-18	601	138	186	35	8	9	120	55	34	86	25-33													
Opponents	.227	18-18	560	45	127	13	2	5	41	63	11	124	6-15													

Player	SEASON													CAREER												
	ERA	W-L	App	GS	CG	Sho	IP	Sv	H	R	ER	BB	SO	ERA	W-L	App	GS	CG	Sho	IP	Sv	H	R	ER	BB	SO
25 NIGGLI, John	0.94	4-0	4	4	1	1	0	28.2	24	3	3	5	24	3.00	8-4	19	17	2	1	0	114.0	109	42	38	21	67
21 ECKELBARGER, Patrick	1.29	3-0	4	4	1	1	0	21.0	12	3	3	7	18	6.00	4-3	15	6	1	1	0	39.0	50	28	26	18	29
11 KEMMERER, Jacob	3.26	2-1	5	3	0	0	1	19.1	18	9	7	7	12	3.17	2-1	20	4	0	0	1	48.1	42	21	17	18	32

38 DUDLEY, TIM	0.00	0-0	4	1	0	0	1	7.2	4	0	0	0	3	4.83	1-0	16	3	0	0	1	31.2	35	20	17	7	23
6 CLOWERS, Shawn	0.00	1-0	4	0	0	0	0	7.0	2	0	0	3	5	0.00	1-0	4	0	0	0	0	7.0	2	0	0	3	5
2 ROY, Brooks	0.00	3-0	3	0	0	0	0	6.0	2	0	0	1	3	0.00	3-0	3	0	0	0	0	6.0	2	0	0	1	3
14 HERNDON, Carson	0.00	0-0	3	0	0	0	1	5.1	4	0	0	4	7	0.00	0-0	3	0	0	0	1	5.1	4	0	0	4	7
33 MARTIN, Willi	0.00	0-0	2	0	0	0	0	2.0	1	0	0	2	2	13.50	0-0	9	0	0	0	0	6.2	14	11	10	4	6
30 PERRITT, Ashton	0.00	0-0	1	0	0	0	1	1.0	1	0	0	0	2	0.00	0-0	1	0	0	0	0	1.0	1	0	0	0	2
20 GRAUER, Danny	0.00	0-0	1	0	0	0	1	1.0	0	0	0	1	0	0.00	0-0	1	0	0	0	1	1.0	0	0	0	1	0
8 FORSLUND, Blake	1.93	1-0	6	0	0	0	0	9.1	6	2	2	11	9	6.39	2-2	15	4	0	0	0	31.0	38	28	22	26	31
26 BROWN, Daniel	2.45	0-0	4	0	0	0	0	3.2	3	1	1	1	5	5.40	0-0	11	0	0	0	0	11.2	9	8	7	5	10
34 YOUNG, Kody	2.70	1-0	6	1	0	0	1	10.0	9	4	3	6	7	2.70	1-0	6	1	0	0	1	10.0	9	4	3	6	7
13 LAMBERT, Trey	3.00	0-0	5	2	0	0	1	9.0	5	3	3	2	5	3.00	0-0	5	2	0	0	1	9.0	5	3	3	2	5
16 LYONS, Jared	3.38	0-1	7	1	0	0	0	10.2	10	5	4	4	5	3.38	0-1	7	1	0	0	0	10.2	10	5	4	4	5
55 BANKEMPER, Patrick	4.70	1-0	6	0	0	0	0	7.2	12	4	4	5	14	4.70	1-0	6	0	0	0	0	7.2	12	4	4	5	14
17 PARMLEY, Ian	12.46	0-0	1	1	0	0	0	4.1	8	6	6	1	2	12.46	0-0	1	1	0	0	0	4.1	8	6	6	1	2
12 CLOSE, Alex	19.29	0-0	2	1	0	0	0	2.1	6	5	5	3	1	19.29	0-0	2	1	0	0	0	2.1	6	5	5	3	1

(All games Sorted by Earned run avg)

STARTERS BY POSITION

Date	OPP	C	1B	2B	3B	SS	LF	CF	RF	DH
2/17	Richmond	Grauer	Cordell	Aanderud	Wimmer	Haley	Parmley	Smith	Robertson	Cox
2/18	Towson	Grauer	Cordell	Aanderud	Wimmer	Haley	Parmley	Smith	Robertson	Cox
2/18	Towson	Wimmer	Close	Aanderud	Sype	Haley	Parmley	Smith	Robertson	Cox
2/19	The Citadel	Cox	Wimmer	Aanderud	Sype	Haley	Cordell	Smith	Robertson	Parmley
2/22	RADFORD	Wimmer	Cordell	Aanderud	Sype	Haley	Parmley	Smith	Robertson	Cox
2/24	SIENA	Wimmer	Close	Aanderud	Sype	Haley	Parmley	Smith	Robertson	Cox
2/25	SIENA	Wimmer	Sizemore	Aanderud	Sype	Haley	Parmley	Smith	Robertson	Cox
2/25	SIENA	Wimmer	Cordell	Aanderud	Sype	Haley	Parmley	Smith	Robertson	Cox
2/26	SIENA	Wimmer	Cordell	Aanderud	Sype	Haley	Parmley	Smith	Robertson	Cox
2/28	Virginia	Wimmer	Cordell	Aanderud	Sype	Haley	Parmley	Smith	Robertson	Cox
3/3	COPPIN ST.	Wimmer	Close	Aanderud	Sype	Haley	Parmley	Smith	Robertson	Cox
3/3	COPPIN ST.	Wimmer	Cordell	Aanderud	Sype	Haley	Parmley	Smith	Robertson	Close
3/4	COPPIN ST.	Wimmer	Close	Aanderud	Sype	Haley	Parmley	Smith	Robertson	Sizemore
3/6	Old Dominion	Wimmer	Cordell	Aanderud	Sype	Haley	Parmley	Smith	Robertson	Close
3/9	St. John's	Wimmer	Cordell	Aanderud	Sype	Haley	Parmley	Smith	Robertson	Close
3/10	St. John's	Wimmer	Cordell	Aanderud	Sype	Haley	Parmley	Smith	Robertson	Sizemore
3/10	St. John's	Wimmer	Cordell	Aanderud	Sype	Haley	Parmley	Smith	Robertson	Cox
3/11	St. John's	Wimmer	Close	Aanderud	Sype	Haley	Parmley	Smith	Robertson	Cox

STARTERS BY BATTING ORDER

Date	OPP	1	2	3	4	5	6	7	8	9
2/16	Richmond	Parmley	Smith	Robertson	Grauer	Cox	Aanderud	Cordell	Wimmer	Haley
2/17	Towson	Parmley	Smith	Robertson	Grauer	Cox	Aanderud	Cordell	Wimmer	Haley
2/17	Towson	Parmley	Smith	Robertson	Cox	Aanderud	Close	Wimmer	Sype	Haley
2/18	The Citadel	Parmley	Smith	Robertson	Cox	Aanderud	Cordell	Wimmer	Sype	Haley
2/16	RADFORD	Parmley	Smith	Robertson	Cox	Aanderud	Cordell	Wimmer	Sype	Haley
2/24	SIENA	Parmley	Smith	Robertson	Cox	Aanderud	Wimmer	Close	Sype	Haley
2/25	SIENA	Parmley	Smith	Robertson	Cox	Aanderud	Wimmer	Sizemore	Sype	Haley
2/25	SIENA	Parmley	Smith	Roberston	Cox	Aanderud	Wimmer	Cordell	Sype	Haley
2/26	SIENA	Parmley	Smith	Robertson	Cox	Aanderud	Wimmer	Cordell	Sype	Haley
2/28	Virginia	Parmley	Smith	Robertson	Cox	Aanderud	Wimmer	Cordell	Sype	Haley
3/3	COPPIN ST.	Parmley	Smith	Robertson	Cox	Aanderud	Wimmer	Close	Sype	Haley
3/3	COPPIN ST.	Parmley	Smith	Robertson	Aanderud	Cordell	Close	Wimmer	Sype	Haley
3/4	COPPIN ST.	Parmley	Smith	Robertson	Aanderud	Sizemore	Close	Wimmer	Sype	Haley
3/6	Old Dominion	Parmley	Smith	Robertson	Aanderud	Cordell	Close	Wimmer	Sype	Haley
3/9	St. John's	Parmley	Smith	Robertson	Aanderud	Close	Cordell	Wimmer	Sype	Haley
3/10	St. John's	Parmley	Smith	Robertson	Aanderud	Sizemore	Cordell	Wimmer	Sype	Haley
3/10	St. John's	Parmley	Smith	Robertson	Cox	Aanderud	Cordell	Wimmer	Sype	Haley
3/11	St. John's	Parmley	Smith	Robertson	Cox	Aanderud	Close	Wimmer	Sype	Haley

PITCHERS' TALLY -**LIBERTY RECORD BY STARTING PITCHER**

PITCHER	RECORD	PCT.
Tim Dudley	1-0	1.000
Patrick Eckelbarger	4-0	1.000
John Niggli	4-0	1.000
Jacob Kemmerer	2-1	.667
Trey Lambert	2-0	1.000
Jared Lyons	1-0	1.000
Ian Parmley	1-0	1.000
Kody Young	1-0	1.000
Alex Close	0-1	.000

STARTERS' RUN SUPPORT

PITCHER	STARTS	AVG.
Patrick Eckelbarger	4	7.5
High: 14 vs. Coppin State (3/3)		
Low: 1 vs. Siena (2/25)		
John Niggli	4	8.0
High: 12 vs. Richmond (2/17)		
Low: 2 vs. Coppin State (3/3)		
Jacob Kemmerer	3	7.6
High: 12 vs. Towson (2/18)		
Low: 1 vs. St. John's (3/11)		
Alex Close	1	7.0
High: 7 vs. Siena (2/25)		
Low:		
Tim Dudley	1	8.0
High: 8 at Virginia		
Low:		
Trey Lambert	2	4.0
High: 4 vs. Siena (2/26), St. John's (3/10)		
Low: 4 vs. Siena (2/26), St. John's (3/10)		
Jared Lyons	1	13
High: 13 vs. Coppin State (3/4)		
Low:		
Ian Parmley	1	11.0
High: 11 at The Citadel (2/19)		
Low:		
Kody Young	1	6.0
High: 6 Radford (2/22)		
Low:		

BIG INNINGS FOUR-PLUS RUNS**LIBERTY**

DATE	OPP	INN.	RUNS	RESULT
2/17	vs. Richmond	1	4	W, 12-0
2/17	vs. Richmond	8	4	W, 12-0
2/19	at The Citadel	9	7	W, 11-9
3/3	COPPIN STATE	2	10	W, 14-0
3/4	COPPIN STATE	8	6	W, 13-1
3/6	at Old Dominion	1	4	W, 10-6
3/6	at Old Dominion	3	4	W, 10-6
3/9	St. John's	5	4	W, 12-2
3/10	St. John's	8	4	W, 12-2

OPPONENT

DATE	OPP	INN.	RUNS	RESULT
2/19	at The Citadel	5	6	W, 11-9
2/25	SIENA	2	4	L, 7-9

HOME RUN LISTING

DATE	PLAYER	OPP.	INN.	ON BASE	OUT	RESULT
2/18	Tyler Cox	vs. Towson	6	1	0	W, 12-3
2/18	Michael Robertson	vs. Towson	7	1	2	W, 12-3
2/19	Trey Wimmer	The Citadel	6	1	1	W, 11-9
2/23	Andy Smith	RADFORD	3	1	2	W, 6-3
3/6	Alex Close	at Old Dominion	1	2	2	W, 10-6
3/6	Ryan Cordell	at Old Dominion	3	1	1	W, 10-6
3/6	Alex Close	at Old Dominion	3	0	1	W, 10-6
3/9	Andy Smith	St. John's	1	0	1	W, 12-2
3/10	Andy Smith	St. John's	6	0	2	W, 7-4

2012 LIBERTY BASEBALL
Team Game-by-Game for Liberty (as of Mar 12, 2012)
Batting (All games)

Date	Opponent	ab	r	h	rbi	2b	3b	hr	bb	ibb	sb	cs	hbp	sac	sf	gdp	k	po	a	e	avg
02-17-12	vs Richmond	39	12	14	10	2	0	0	2	0	3	0	2	1	1	1	5	27	10	1	.359
02-18-12	vs Towson	45	8	16	7	4	0	0	1	0	2	1	0	0	0	0	6	27	10	0	.357
02-18-12	vs Towson	40	12	14	10	6	1	2	5	0	3	0	0	0	0	1	8	27	5	0	.355
02-19-12	at The Citadel	36	11	14	11	3	1	1	2	0	1	0	6	0	2	3	2	27	12	0	.363
02-22-12	RADFORD	28	6	8	4	1	0	1	0	0	2	1	2	2	1	0	5	27	14	1	.351
02-24-12	SIENA	31	6	11	5	5	0	0	2	0	0	2	4	1	1	0	3	27	12	0	.352
02-25-12	SIENA	21	1	5	1	3	0	0	1	1	0	0	0	0	0	0	4	21	7	1	.342
02-25-12	SIENA	28	7	11	7	1	0	0	2	0	0	0	2	2	1	2	3	21	9	1	.347
02-26-12	SIENA	32	4	10	4	0	1	0	3	0	1	1	2	2	1	0	7	27	9	0	.343
02-28-12	at Virginia	39	8	11	7	2	1	0	4	0	1	0	1	0	0	0	5	27	9	1	.336
03-03-12	COPPIN STATE	24	2	2	2	0	1	0	4	0	2	0	1	0	2	0	0	27	8	1	.320
03-03-12	COPPIN STATE	28	14	12	14	1	1	0	6	0	1	0	4	0	2	1	0	21	5	0	.327
03-04-12	COPPIN STATE	37	13	13	9	1	1	0	5	0	1	1	1	0	0	1	4	27	12	1	.329
03-06-12	at Old Dominion	38	10	14	10	2	1	3	3	0	3	0	2	2	1	1	6	27	11	1	.333
03-09-12	ST. JOHN'S	34	12	11	12	1	0	1	6	0	4	1	3	0	0	0	8	27	14	1	.332
03-10-12	ST. JOHN'S	37	7	8	3	1	0	1	3	1	0	0	0	0	0	1	4	27	8	0	.324
03-10-12	ST. JOHN'S	32	4	7	3	1	0	0	1	0	1	1	1	0	1	0	7	27	7	0	.318
03-11-12	ST. JOHN'S	32	1	5	1	1	0	0	5	0	0	0	3	0	0	1	9	27	10	2	.309
Totals		601	138	186	120	35	8	9	55	2	25	8	34	10	13	12	86	468	172	11	.309

2012 LIBERTY BASEBALL
Team Game-by-Game for Liberty (as of Mar 12, 2012)
Pitching (All games)

Date	Opponent	ip	h	r	er	bb	so	2b	3b	hr	wp	bk	hbp	dp	ibb	score	w-l	sv	era
02-17-12	vs Richmond	9.0	6	0	0	4	6	2	0	0	0	0	0	1	0	12-0	1-0	0	0.00
02-18-12	vs Towson	9.0	6	0	0	2	8	0	0	0	0	0	1	1	0	8-0	2-0	0	0.00
02-18-12	vs Towson	9.0	6	3	3	4	5	1	0	0	0	0	1	1	0	12-3	3-0	0	1.00
02-19-12	at The Citadel	9.0	13	9	9	4	5	0	0	1	0	0	3	3	1	11-9	4-0	1	3.00
02-22-12	RADFORD	9.0	10	3	2	3	4	2	0	0	1	0	0	0	0	6-3	5-0	2	2.80
02-24-12	SIENA	9.0	13	2	2	0	7	1	0	0	0	0	0	4	0	6-2	6-0	3	2.67
02-25-12	SIENA	7.0	3	0	0	2	6	0	0	0	0	0	0	0	0	1-0	7-0	3	2.36
02-25-12	SIENA	7.0	11	9	8	9	3	0	1	0	1	0	1	0	1	7-9	7-1	3	3.18
02-26-12	SIENA	9.0	2	2	2	3	4	0	1	0	0	0	0	0	0	4-2	8-1	3	3.04
02-28-12	at Virginia	9.0	2	0	0	6	9	0	0	0	1	0	0	1	0	8-0	9-1	4	2.72
03-03-12	COPPIN STATE	9.0	2	0	0	2	12	0	0	0	1	0	0	0	0	2-0	10-1	4	2.46
03-03-12	COPPIN STATE	7.0	3	0	0	1	12	0	0	0	0	0	0	0	0	14-0	11-1	4	2.29
03-04-12	COPPIN STATE	9.0	4	1	0	3	12	0	0	0	0	0	2	1	0	13-1	12-1	4	2.11
03-06-12	at Old Dominion	9.0	18	6	5	7	5	3	0	1	0	0	0	2	0	10-6	13-1	4	2.33
03-09-12	ST. JOHN'S	9.0	8	2	2	1	8	2	0	1	0	0	0	1	0	12-2	14-1	4	2.30
03-10-12	ST. JOHN'S	9.0	9	4	4	5	8	1	0	0	0	0	2	2	0	7-4	15-1	5	2.41
03-10-12	ST. JOHN'S	9.0	6	1	1	2	5	0	0	1	0	0	0	0	0	4-1	16-1	6	2.33
03-11-12	ST. JOHN'S	9.0	5	3	3	5	5	1	0	1	0	0	1	0	1	1-3	16-2	6	2.37
Totals		156.0	127	45	41	63	124	13	2	5	4	0	11	17	3	138-45	16-2	6	2.37

PLAYER NOTES

#1 ZACK HALEY

INF

SEASON: .333
BIG SOUTH:

LAST 5: .263
LAST 10: .324

- Has started all every game at shortstop this season
- Has made only one error in 73 chances
- Leads the Flames with seven doubles
- Hit .500 (7/14) with four RBIs over five games from 2/22-26
- Had his first three-hit game of the year vs. Siena, 2/26
- Started 44 games at second base in 2011

CAREER STATISTICS

Year	Avg.	GP-GS	AB	R	H	2B	3B	HR	RBI	SLG%	BB	SO	OB%	SB-A
2011	.284	48-48	148	28	42	10	1	2	19	.405	8	33	.376	9-12
2012	.333	18-18	60	18	20	7	0	0	8	.450	4	11	.394	2-3
TOT	.298	66-66	208	46	62	17	1	2	27	.418	12	44	.381	11-15

SEASON HIGHS

HITS: 3, Siena, 2/26
RUNS: 2, three times
RBI: 2, Siena, 2/26
HIT STREAK: 7 games, 2/19-28

CAREER HIGHS:

HITS: 3, five times
RUNS: 2, eight times
RBI: 3, Charleston Southern, 03/19/11
HIT STREAK: 9 games, 4/9-4/23/11

#3 JOSH RICHARDSON

INF/RHP

SEASON: .167
BIG SOUTH:

LAST 5: .333
LAST 10: .333

- After pitching exclusively in 2011, in competition to start at shortstop
- Played 15 games, with 10 starts at shortstop as a freshman in 2010

CAREER STATISTICS

Year	Avg.	GP-GS	AB	R	H	2B	3B	HR	RBI	SLG%	BB	SO	OB%	SB-A
2010	.205	15-10	39	11	8	2	0	2	7	.410	9	7	.333	1-1
2012	.167	5-0	6	0	1	0	0	0	1	.167	0	1	.167	0-0
TOT	.200	20-10	45	11	9	2	0	2	8	.378	9	8	.316	1-1

SEASON HIGHS

HITS: 1, Coppin State, 3/3
RUNS: N/A
RBI: 1, Coppin State, 3/3
HIT STREAK: N/A

CAREER HIGHS:

HITS: 2, at High Point, 3/20/09
RUNS: 1, three times
RBI: 2, at High Point, 3/20/09
HIT STREAK: 6 games, 2/28-3/12/10

#4 ANDY SMITH

OF

SEASON: .339
BIG SOUTH:

LAST 5: .333
LAST 10: .333

- Has started every Liberty game in center field this season
- Leads Flames with a .576 OBP and with three home runs
- Hit .438 and scored team-high nine times over five games for the week of 2/29-3/6
- Had a hit in each of Liberty's first seven games of the year.
- Hit his first homerun of the year and made an outstanding catch in the field in a 6-3 win over Radford, 2/22
- Transfer from Bellevue College, where he earned first team All-NWAACC North Region and academic honors

CAREER STATISTICS

Year	Avg.	GP-GS	AB	R	H	2B	3B	HR	RBI	SLG%	BB	SO	OB%	SB-A
2012	.339	18-18	59	23	20	1	2	3	13	.576	10	10	.488	3-5

SEASON/CAREER HIGHS

HITS: 3, two times
RUNS: 3, two times
RBI: 2, vs. Radford 2/22
HIT STREAK: 7 games, 2/17-25

#5 DALTON SYPE

INF

SEASON: .263
BIG SOUTH:

LAST 5: .294
LAST 10: .250

- Started 16 games - all at third base
- Had a career-long six game hit streak, 2/26-3/6
- Has three triples in 2012
- Had the big blow, a bases-loaded triple, in Liberty's seven-run ninth inning to erase a 9-5 deficit in an 11-9 win over The Citadel (2/19).
- Played in 10 games, with seven starts in 2011, before receiving a medical redshirt

CAREER STATISTICS

Year	Avg.	GP-GS	AB	R	H	2B	3B	HR	RBI	SLG%	BB	SO	OB%	SB-A
2011	.276	10-7	29	3	8	0	0	0	6	.276	1	3	.290	1-2
2012	.263	18-16	57	9	15	1	3	0	9	.386	4	11	.348	1-2
TOT	.267	28-23	86	12	23	1	3	0	15	.349	5	14	.330	2-4

SEASON HIGHS

HITS: 2, at The Citadel, 2/19
RUNS: 2, two times
RBI: 3, at The Citadel, 2/19
HIT STREAK: 6 games, 2/26-3/6

CAREER HIGHS:

HITS: 3, Binghamton, 3/4/11
RUNS: 2, three times
RBI: 3, at The Citadel, 2/19
HIT STREAK: 6 games, 2/26/12-3/6/12

PLAYER NOTES

#7 MICHAEL ROBERTSON**OF****SEASON:** .348**LAST 5:** .300**BIG SOUTH:****LAST 10:** .297

- Started every game in right field this season
- Has at least one hit in 16 out of Liberty's 18 games and has reached safely in every game
- Second on the Flames with 18 RBIs
- Had a 10-game hitting streak, the longest of any Liberty player this season, 2/17-28
- Had two or more hits in three of Liberty's four games at The Citadel Challenge, 2/17-19
- Opened the year with back-to-back three hit games against Richmond and Towson, 2/17-2/18
- Has been an outfield starter since joining the Flames in 2009
- Liberty team captain
- Last Liberty hitter to have five hits in a game, going 5-fo-5 against UNC Asheville on 5/7/11

CAREER STATISTICS

Year	Avg.	GP-GS	AB	R	H	2B	3B	HR	RBI	SLG%	BB	SO	OB%	SB-A
2010	.337	54-53	178	39	60	13	4	4	43	.522	12	16	.429	4-7
2011	.316	58-58	215	39	68	12	2	2	35	.419	14	11	.383	18-22
2012	.348	18-18	69	19	24	6	0	1	18	.478	5	11	.425	7-8
TOT	.329	130-129	462	97	152	31	6	7	96	.468	31	78	.407	29-37

SEASON HIGHS**HITS:** 3, two times**RUNS:** 3, two times**RBI:** 4, St. John's, 3-9**HIT STREAK:** 10 games, 2/17-28**CAREER HIGHS:****HITS:** 5, UNC Asheville, 5/7/11**RUNS:** 3, 7 times**RBI:** 4, three times**HIT STREAK:** 10 games, two times**#9 RYAN CORDELL****OF/1B/RHP****SEASON:** .229**LAST 5:** .235**BIG SOUTH:****LAST 10:** .241

- Has made 12 starts - one in the outfield and 11 at first base
- Had a career-high five RBIs against St. John's, 3/9
- Hit first home run of the season at Old Dominion, 3/6
- Played in 24 games in 2011 - 12 in the outfield and seven as the designated hitter and five appearances as a pitcher
- Made first collegiate start against James Madison on 4/6/11
- Made nine starts in the outfield in 2011
- Hit his first two collegiate home runs at South Carolina on 4/26/11

CAREER STATISTICS

Year	Avg.	GP-GS	AB	R	H	2B	3B	HR	RBI	SLG%	BB	SO	OB%	SB-A
2011	.255	19-15	55	9	14	2	0	2	6	.400	2	15	.300	2-2
2012	.229	17-12	48	9	11	1	1	1	13	.354	3	6	.296	1-2
TOT	.243	36-27	103	18	25	3	1	3	19	.379	5	21	.298	3-4

SEASON HIGHS**HITS:** 2, Siena 2/25**RUNS:** 2, two times**RBI:** 5, St. John's, 3/9**HIT STREAK:** 4 games, 2/25-28**CAREER HIGHS:****HITS:** 3, New Orleans, 5/01/11**RUNS:** 2, five times**RBI:** 5, St. John's, 3/9**HIT STREAK:** 7 games, 5/11-5/27**#10 TREY WIMMER****1B/C****SEASON:** .221**LAST 5:** .143**BIG SOUTH:****LAST 10:** .205

- Has started every Liberty game this season, starting two games at third base, one at first base and 15 at catcher
- Currently, Liberty's starting catcher
- Posted first three-hit game of the season at Old Dominion, 3/6
- Hit a two-run home run in Liberty's win over The Citadel, 2/19
- Received medical redshirt in 2011
- Liberty team captain
- Tied a Liberty record for doubles in a game with three, driving in five runs and scoring twice in a 9-7 victory over George Mason on 3/30/10

CAREER STATISTICS

Year	Avg.	GP-GS	AB	R	H	2B	3B	HR	RBI	SLG%	BB	SO	OB%	SB-A
2009	.299	53-50	184	28	55	6	0	6	32	.429	14	26	.361	0-0
2010	.249	59-43	173	19	43	14	0	4	35	.399	12	28	.309	0-2
2012	.221	18-18	68	7	15	2	0	1	11	.294	0	6	.214	0-0
TOT	.266	130-111	425	54	113	22	0	11	78	.395	26	60	.318	0-2

SEASON HIGHS**HITS:** 3, at Old Dominion, 3/6**RUNS:** 2, Siena, 2/26**RBI:** 3, Coppin State 3/3**HIT STREAK:** 3 games, 2/25-28**CAREER HIGHS:****HITS:** 4, three times**RUNS:** 2, eleven times**RBI:** 5, two times**HIT STREAK:** 8 games, 3/28-4/7/09**#12 ALEX CLOSE****C/1B/RHP****SEASON:** .343**LAST 5:** .357**BIG SOUTH:****LAST 10:** .320

- Has made nine starts this season - five at first base, three as the designated hitter and one as a pitcher
- Hit the first two home runs of his collegiate career at Old Dominion, 3/6
- Also had career-highs with three hits and four RBIs in the game
- Set single-season school RBI record with 60 as a senior at Spain Park HS in Hoover, Ala.
- Named to all-state, all-metro, All Over the Mountain, All-Shelby County and all-metro teams as a senior
- 2011 Preseason Under Armour All-American

CAREER STATISTICS

Year	Avg.	GP-GS	AB	R	H	2B	3B	HR	RBI	SLG%	BB	SO	OB%	SB-A
2012	.343	11-8	35	6	12	0	1	2	6	.571	1	8	.378	1-1

SEASON/CAREER HIGHS**HITS:** 3, Old Dominion, 3/6**RUNS:** 2, Old Dominion, 3/6**RBI:** 4, Old Dominion, 3/6**HIT STREAK:** 3 games, 2/18-24

PLAYER NOTES

#17 IAN PARMLEY

SEASON: .338

BIG SOUTH:

OF/LHP

LAST 5: .316

LAST 10: .270

- Leads the Flames with 24 runs scored
- Has had two or more hits in eight games
- Has scored at least one run in 14 games and has plated two or more runs in seven games this season
- Had a team-leading 10 hits during The Citadel Challenge, 2/17-19
- Had two or more hits in each of his first four games, including a four-hit game against Towson, 2/18
- Was Liberty's starting pitcher on 2/19 against The Citadel. It was the first time Parmley has pitched for the Flames
- Played in 55 games, with 54 starts - 50 of his starts came as an outfielder in 2011
- Hit out of the leadoff spot in 54 games for Liberty last season

SEASON HIGHS

HITS: 4, vs. Towson, 2/18

RUNS: 3, three times

RBI: 1, four times

HIT STREAK: 6 games, 3/4-3/11

CAREER HIGHS:

HITS: 4, two times

RUNS: 3, four times

RBI: 2, Radford, 5/19/11

HIT STREAK: 8 games, 5/5-5/19/11

CAREER STATISTICS

Year	Avg.	GP	GS	AB	R	H	2B	3B	HR	RBI	SLG%	BB	SO	OB%	SB	A
2011	.314	55	54	210	48	66	8	4	0	19	.390	25	33	.384	27	37
2012	.330	18	18	71	24	24	5	1	0	4	.437	13	4	.435	8	10
TOT	.320	73	72	281	72	90	13	5	0	23	.402	38	37	.398	35	47

#20 BYRAN AANDERUD

SEASON: .394

BIG SOUTH:

LAST 5: .333

LAST 10: .306

- Has started every game at 2B in 2012
- Leads Flames in batting average, hits and RBIs
- 12th in nation in hits
- Has recorded four three-hit games
- Drove in a season-high five runs against Coppin State, 3/4
- Transfer from Cypress.

CAREER STATISTICS

Year	Avg.	GP	GS	AB	R	H	2B	3B	HR	RBI	SLG%	BB	SO	OB%	SB	A
2012	.394	18	18	66	8	26	4	0	0	19	.455	6	3	.455	1	1

SEASON/CAREER HIGHS

HITS: 3, five times

RUNS: 1, eight times

RBI: 5, Coppin State, 3/4

HIT STREAK: 6 games, 2/17-24

#21 DANNY GRAUER

SEASON: .400

BIG SOUTH:

C/1B/RHP

LAST 5: .000

LAST 10: .000

- Liberty's opening day starting catcher
- Also recorded the first save of the year for the Flames.
- Transfer from Louisburg, where he played one year
- Named to the 2011 Region X first team

CAREER STATISTICS

Year	Avg.	GP	GS	AB	R	H	2B	3B	HR	RBI	SLG%	BB	SO	OB%	SB	A
2012	.400	2	2	5	2	2	0	0	0	4	.400	0	0	.333	0	0

SEASON HIGHS/CAREER HIGHS

HITS: 1, two times

RUNS: 1, two times

RBI: 3, vs. Richmond, 2/17

HIT STREAK: 2 games, 2/17-18

#22 TYLER COX

SEASON: .262

BIG SOUTH:

OF

LAST 5: .111

LAST 10: .133

- Has made 13 starts - 12 at designated hitter and one at catcher
- Had a strong first weekend as a Flame at The Citadel Challenge, 2/17-19, hitting .467 with a .933 slugging pct. over four games. Five of seven hits were for extra bases (4 doubles and on home run).
- Had a team-high nine RBIs on the weekend, including five against Towson on Feb. 18.
- Transfer from Bellevue, where he played two seasons
- Named to All-NWAACC, North Region and NWAACC All-Tournament first teams

CAREER STATISTICS

Year	Avg.	GP	GS	AB	R	H	2B	3B	HR	RBI	SLG%	BB	SO	OB%	SB	A
2012	.262	14	13	42	8	11	6	0	1	13	.476	4	12	.377	0	0

SEASON/CAREER HIGHS

HITS: 3, vs. Towson, 2/18

RUNS: 2, two times

RBI: 5, vs. Towson, 2/18

HIT STREAK: 3 games, 2/17-18

#23 TONY MCCLENDON

SEASON: .000

BIG SOUTH:

OF

LAST 5: .000

LAST 10: .000

- Has been in eight games
- Played in five games, with two starts in 2011, before receiving a medical redshirt
- One start came as the designated hitter and the other in the outfield in 2011

CAREER STATISTICS

Year	Avg.	GP	GS	AB	R	H	2B	3B	HR	RBI	SLG%	BB	SO	OB%	SB	A
2011	.000	5	2	7	2	0	0	0	0	0	.000	1	6	.300	0	0
2012	.000	8	0	2	3	0	0	0	0	1	.000	2	0	.500	0	0
TOT	.000	13	2	9	5	0	0	0	0	1	.000	3	6	.357	0	0

SEASON HIGHS

HITS: N/A

RUNS: 1, Coppin State, 3/4

RBI: 1, Coppin State, 3/4

CAREER HIGHS

HITS: N/A

RUNS: 1, six times

RBI: 1, Coppin State, 3/4/12

PLAYER NOTES**#24 JUSTIN SIZEMORE****1B****SEASON:** .385**LAST 5:** .333**BIG SOUTH:****LAST 10:** .300

- Has made three starts this season - one at first base and two as the designated hitter
- Made first start of year, a 1-0 win over Siena, 2/25
- Played in 38 games, with 31 starts - 24 of his starts came as Liberty's designated hitter and seven starts at first base in 2011
- Was 2-for-3 with walk, a home run, four RBIs and two runs scored in a 12-2 victory over Binghamton, 3/4/11

CAREER STATISTICS

Year	Avg.	GP-GS	AB	R	H	2B	3B	HR	RBI	SLG%	BB	SO	OB%	SB-A
2010	.143	18-4	21	0	3	1	0	0	4	.190	4	9	.296	0-0
2011	.231	38-31	104	16	24	4	0	4	15	.385	13	25	.325	1-1
2012	.385	10-3	13	0	5	2	0	0	0	.538	1	3	.500	0-0
TOT	.232	66-38	138	16	32	7	0	4	19	.370	18	37	.337	1-1

SEASON HIGHS**HITS:** 1, four times**RUNS:** N/A**RBI:** N/A**HIT STREAK:** 2 games, two times**CAREER HIGHS:****HITS:** 2, eight times**RUNS:** 2, three times**RBI:** 4, Binghamton, 3/4/11**HIT STREAK:** 3 games, 3/5-3/11/11**#30 ASHTON PERRITT****OF/RHP****SEASON:** .000**LAST 5:** .000**BIG SOUTH:****LAST 10:** .000

- Has been in seven games - four as a pinch runner, one as a pitcher and two in the outfield
- 2010 and 2011 Johnson County Player of the Year at Whiteland Community High School
- Three-time all-county and conference player

CAREER STATISTICS

Year	Avg.	GP-GS	AB	R	H	2B	3B	HR	RBI	SLG%	BB	SO	OB%	SB-A
2012	.000	7-0	0	2	0	0	0	0	0	.000	1	0	1.000	1-1

SEASON/CAREER HIGHS**HITS:** N/A**RUNS:** 1, Coppin State, 3/4, St. John's, 3/9**RBI:** N/A**HIT STREAK:** N/A

PITCHER

#25 JOHN NIGGLI

Senior, RHP
Tulare, Calif.



John Niggli Career Statistics

Year	ERA	W-L	APP-GS	CG	SHO	SV	IP	H	R	ER	BB	SO	OBA
2011	3.69	4-4	15-13	1	0/1	0	85.1	85	39	35	16	43	.264
2012	0.94	4-0	4-4	1	1/1	0	28.2	24	3	3	5	24	.231
Tot.	3.00	8-4	19-17	2	1/2	0	114.0	109	42	28	21	67	.256

- Two-time Big South Pitcher of the Week (Weeks 2/17-19 & 2/27-3/4)
- Posted first complete-game shutout at Liberty in a 2-0 win over Coppin State, 3/3. Allowed two hits and only four men to reach base.
- Struck out career single-game high 12 batters against Coppin State
- Recorded opening-season win over Richmond on Feb. 17. Allowed four hits over six innings.
- Appeared in 15 games, starting 13 contests in first year with Flames in 2011
- Recorded first win at Liberty in a 9-1 win at North Florida (2/24/11)
- Spent two years at College of the Sequoias

CAREER HIGHS

IP: 9.0, Two times

Long Start: 9.0, Two times

Short Start: 4.0, vs. Binghamton, 3/5/11

Hits: 10, Siena, 2/24/12

Runs: 6, vs. Binghamton, 3/5/11

Strikeouts: 12, Coppin State, 3/3/12

Walks: 2, Eight times

Liberty Record in App: 11-8

Liberty Record in Starts: 11-6

NIGGLI GAME BY GAME

2011

Date	OPPONENT	GS	IP	H	R	ER	BB	SO	WP	HBP	Score	Dec/Sv	ERA	
2/18	at Mercer		0.2	0	0	0	0	0	0	0	4-6		0.00	
2/25	at North Florida		1.2	0	0	0	0	0	0	0	0-5		0.00	
2/27	at North Florida	*	6.0	4	1	1	2	5	0	1	9-1	W	1.08	
3/5	Binghamton	*	4.0	8	6	6	2	0	0	0	7-12	L	5.11	
3/11	vs. Monmouth	*	7.0	6	2	2	0	1	0	1	4-3	W	4.19	
3/19	Charleston So.	*	9.0	5	1	1	2	4	1	0	5-1	W	3.18	
3/25	Winthrop	*	8.2	7	2	1	2	7	0	1	1-2	L	2.68	
4/2	Coastal Carolina	*	5.2	7	4	4	1	2	0	2	4-5		3.16	
4/9	at High Point	*	8.0	3	0	0	1	2	1	2	9-0	W	2.66	
4/15	Presbyterian	*	6.2	6	5	4	1	4	0	0	6-5		2.98	
4/22	at VMI	*	6.1	7	2	2	2	6	0	0	3-2		2.97/	
5/5	UNC Asheville	*	6.2	8	2	2	2	3	0	0	3-2		2.94	
5/13	at Gardner-Webb	*	5.1	9	4	4	0	2	0	0	4-5		3.21	
5/19	Radford	*	4.1	8	5	5	1	1	0	1	4-5	L	3.60	
5/27	Gardner-Webb	*	5.1	7	5	3	0	6	1	2	1-5	L	3.69	
Totals			13	85.1	85	39	35	16	43	3	10	64-59	4-4	3.69

2012

2/17	vs. Richmond	*	6.0	4	0	0	2	4	0	0	12-0	W	0.00	
2/24	Siena	*	5.2	10	1	1	0	2	0	0	6-2	W	0.77	
3/3	Coppin State	*	9.0	2	0	0	2	12	1	0	2-0	W	0.44	
3/9	St. John's	*	8.0	8	2	2	1	6	0	0	12-2	W	0.94	
Totals			4	28.2	24	3	3	5	24	1	0	32-4	4-0	0.44



PITCHER

#21 PATRICK ECKELBARGER

Senior, RHP
Indian Shores, Fla.



Patrick Eckelbarger Career Statistics

Year	ERA	W-L	APP-GS	CG	SHO	SV	IP	H	R	ER	BB	SO	OBA
2011	11.50	1-3	11-2	0	0/0	0	18.0	38	25	23	11	11	.418
2012	1.29	3-0	4-4	1	1/2	0	21.0	12	3	3	7	18	.169
Tot.	6.00	4-3	15-6	1	1/2	0	39.0	50	28	26	18	29	.309

- Did not allow a run for 19 innings to begin 2012.
- Recorded his first complete-game shutout, in a seven-inning 1-0 win over Siena, 2/25
- Made 11 appearances in first season with Liberty in 2011 - two which were starts
- Recorded first win at Liberty in a 9-6 win over Binghamton on 3/5/11
- Transferred to Liberty after two seasons at St. Petersburg

CAREER HIGHS

IP: 7.0, Siena, 2/25/12

Short Start: 1.1, at Maryland, 3/16/11

Hits: 7, Two times

Runs: 5, at Maryland, 3/16/11

Strikeouts: 6, Two times

Walks: 4, St. John's, 3/4/12

Liberty Record in App: 9-6

Liberty Record in Starts: 5-1


ECKELBARGER GAME BY GAME

2011

Date	OPPONENT	GS	IP	H	R	ER	BB	SO	WP	HBP	Score	Dec/Sv	ERA
2/18	at Mercer		0.1	2	2	2	2	0	0	0	4-6	L	54.00
2/19	at Mercer		2.0	4	1	1	1	2	0	1	5-17		11.57
2/27	at North Florida		1.2	0	0	0	0	1	0	0	9-1		6.75
3/2	at Virginia Tech		0.2	3	4	2	0	0	0	0	1-9		9.64
3/5	Binghamton	*	4.0	5	2	2	0	2	1	1	9-6	W	7.27
3/16	at Maryland	*	1.1	7	5	5	2	1	0	0	5-10	L	10.80
3/29	at VCU		1.0	2	0	0	0	0	0	0	11-1		9.82
4/6	James Madison		4.2	7	4	4	3	3	1	0	12-16		9.19
4/10	at High Point		0.2	3	1	1	0	0	0	0	14-9		9.37
4/19	at William & Mary		0.2	1	3	3	3	1	0	0	5-11	L	10.59
5/25	vs Gardner-Webb		1.0	4	3	3	0	1	0	0	13-5		11.50
Totals		2	18.0	38	25	23	11	11	2	0	88-91	1-3	11.50

2012

2/18	vs. Towson	*	5.0	4	0	0	1	4	0	1	8-0	W	0.00
2/25	Siena	*	7.0	3	0	0	2	6	0	0	1-0	W	0.00
3/3	Coppin State	*	4.0	1	0	0	0	6	0	0	14-0	W	0.00
3/4	St. John's	*	5.0	4	3	3	4	2	0	1	7-4		1.29
Totals		4	21.0	12	3	3	7	18	0	2	30-4	3-0	1.29



PITCHER

#11 JACOB KEMMERER

Senior, RHP
Issaquah, Wash.



Jacob Kemmerer Career Statistics

Year	ERA	W-L	APP-GS	CG	SHO	SV	IP	H	R	ER	BB	SO	OBA
2011	3.10	0-0	15-1	0	0/1	0	29.0	24	12	10	11	20	.224
2012	3.26	2-1	5-3	0	0/0	1	19.1	18	9	7	7	18	.250
Tot.	3.17	2-1	20-4	0	0/1	1	48.1	42	21	17	18	38	.236

- Recorded his first save at Liberty, with 3 /3 innings in win over Siena, 2/26.
- Won first start of year and at Liberty against Towson, 2/18/12
- Appeared in 15 games in first year with Flames in 2011
- 14 of his appearances were in relief
- Transfer from Edmonds College
- 2010 All-NWAACC North Region first team member

CAREER HIGHS

IP: 5.1, vs. Towson, 2/18/12

Long Start: 5.1, vs. Towson, 2/18/12

Short Start: 0.0, at Maryland, 3/15/11

Hits: 6, at Old Dominion, 3/6/12

Runs: 3, Two times

Strikeouts: 5, Siena, 2/24/12

Walks: 3, Three times

Liberty Record in App: 11-8

Liberty Record in Starts: 3-0

KEMMERER GAME BY GAME

2011

Date	OPPONENT	GS	IP	H	R	ER	BB	SO	WP	HBP	Score	Dec/Sv	ERA
2/19	at Mercer		1.0	0	0	0	0	1	0	0	2-7	-	0.00
2/26	at North Florida		2.1	2	1	0	2	1	0	0	5-8	-	0.00
3/8	William & Mary		4.1	5	2	1	0	1	0	0	9-10	-	1.17
3/15	at Maryland	*	0.0	1	3	3	3	0	0	0	11-4	-	4.70
3/29	at VCU		2.0	2	0	0	1	2	0	0	11-1	-	3.72
4/9	at High Point		1.0	0	0	0	0	2	0	0	9-0	-	3.38
4/10	at High Point		2.2	3	2	2	3	0	0	0	14-9	-	4.05
4/17	Presbyterian		1.0	1	0	0	0	0	0	0	7-1	-	3.77
4/19	at William & Mary		2.1	3	0	0	0	3	0	0	5-11	-	3.24
4/23	at VMI		1.0	1	0	0	0	2	0	0	1-3	-	3.06
4/26	at South Carolina		0.0	1	2	2	1	0	0	0	6-9	-	4.08
5/1	New Orleans		4.0	0	0	0	1	3	0	0	5-2	-	3.32
5/17	VCU		3.2	3	1	1	0	2	0	0	8-7	-	3.20
5/20	Radford		1.0	1	1	1	0	1	0	0	1-3	-	3.42
5/27	Gardner-Webb		2.2	1	0	0	0	2	0	0	1-5	-	3.10
Totals		1	29.0	24	12	10	11	20	1	0	95-80	0-0	3.10

2012

2/18	vs. Towson	*	5.1	5	3	3	3	2	0	0	12-3	W	5.06
2/24	Siena		3.1	3	1	1	0	5	0	0	6-2	SV	4.15
3/4	Coppin State		1.0	2	1	0	0	1	0	1	13-1	-	3.72
3/6	at Old Dominion	*	3.0	6	2	1	2	0	0	1	10-6	W	3.55
3/5	St. John's	*	6.2	2	2	2	2	4	0	0	1-3	L	.250
Totals		3	19.1	18	9	7	7	12	12	2	42-15	2-1/1	3.26



PITCHER

#8 **BLAKE FORSLUND**

Junior, RHP
Lynchburg, Va.



Blake Forslund Career Statistics

Year	ERA	W-L	APP-GS	CG	SHO	SV	IP	H	R	ER	BB	SO	OBA
2011	8.31	1-2	9-4	0	0/0	0	21.2	32	26	20	15	22	.330
2012	1.93	1-0	6-0	0	0/2	0	9.1	6	2	2	11	9	.188
Tot.	6.39	2-2	15-4	0	0/2	0	31.0	38	28	22	26	31	.295

- Recorded his first win of year, pitching 3 2/3 scoreless innings against his old team, No. 14 Virginia, 2/28.
- Selected in the 17th Round of the 2011 MLB Draft by the Boston Red Sox
- Appeared in nine games, with four starts in 2011
- Recorded first victory with Liberty on May 1, 2001 in a 5-2 win over New Orleans
- Transfer from Virginia

CAREER HIGHS

IP: 4.0, Two times

Long Start: 4.0, Two times

Short Start: 1.1, VCU, 5/17/11

Hits: 6, at Mercer, 2/19/11

Runs: 7, at North Florida, 2/26/11

Strikeouts: 6, New Orleans, 5/1/11

Walks: 5, Two times

Liberty Record in App: 9-6

Liberty Record in Starts: 2-2

FORSLUND GAME BY GAME

2011

Date	OPPONENT	GS	IP	H	R	ER	BB	SO	WP	HBP	Score	Dec/Sv	ERA
2/19	at Mercer	*	4.0	6	5	5	4	5	1	0	2-7	L	11.25
2/26	at North Florida	*	3.2	5	7	6	5	4	2	0	5-8	L	12.91
3/08	William & Mary		1.1	4	4	2	1	0	2	0	9-10		13.00
3/16	at Maryland		2.0	1	0	0	0	2	0	0	5-10		10.64
3/26	Winthrop		1.1	3	1	0	1	0	1	0	16-7		9.49
5/01	New Orleans	*	4.0	2	0	0	3	6	1	0	5-2	W	7.16
5/07	UNC Asheville		2.0	3	2	0	0	1	0	2	15-3		6.38
5/17	VCU	*	1.1	5	6	6	1	2	1	1	8-7		8.69
5/25	vs Gardner-Webb		2.0	3	1	1	0	2	1	1	13-5		8.31
Totals			4	21.2	32	26	20	15	22	9	78-59	1-2	8.31

2012

2/18	vs. Towson		1.0	0	0	0	0	1	0	0	8-0		0.00
2/22	Radford		1.0	0	0	0	2	0	1	0	6-3		0.00
2/25	Siena		0.1	1	0	0	0	0	0	0	7-9		0.00
2/28	at Virginia		3.2	0	0	0	5	5	0	0	8-0	W	0.00
3/6	at Old Dominion		2.0	4	1	1	2	3	0	0	10-6		1.12
3/11	St. John's		1.1	1	1	1	2	0	0	0	1-3		1.93
Totals			9.1	6	2	2	11	9	1	0	33-12	1-0	1.93



PITCHER NOTES

#3 JOSH RICHARDSON

RHP, Jr.

- Coming off Tommy John - not expected to pitch until late in season
- Posted a team high and tied for fourth in the Big South with six saves in 2010

CAREER STATISTICS

Year	ERA	W-L	APP-GS	CG	SHO	SV	IP	H	R	ER	BB	SO	OBA
2010	4.29	1-1	18-1	0	0/0	6	35.2	37	21	17	14	32	.264
2011	4.05	0-1	6-0	0	0/0	2	6.2	6	4	3	0	7	.231
Tot.	4.25	1-2	24-1	0	0/0	8	42.1	43	25	20	14	39	.259

CAREER HIGHS

IP: 5.0, at Winthrop, 5/22/10
Long Start: 4.0, at Winthrop, 5/28/10
Short Start: 4.0, at Winthrop, 5/28/10
Hits: 7, at Winthrop 5/28/10
Runs: 5, at Winthrop, 5/28/10
Strikeouts: 3, 4 times
Walks: 2, 5 times

Liberty Record in App: 16-8
Liberty Record in Starts: 1-0

Richardson Game-By-Game

2010

Date	Opp	GS	IP	H	R	ER	BB	SO	Score	Dec./SV
2/19	at Kennesaw St.	1.1	1	0	0	0	0	2	10-4	
2/21	at Kennesaw St.	1.1	0	0	0	1	0	0	10-4	
2/26	vs. Morehead St	1.0	0	0	0	0	0	1	5-2	
2/27	vs. Lehigh	1.0	0	0	0	2	1	1	6-3	SV
3/13	St. John's	0.2	4	2	0	0	2	14-9		
3/20	Manhattan	2.0	4	3	3	1	3	13-14		L
3/31	at VCU	2.0	2	0	0	0	2	7-4		
4/3	High Point	2.2	0	0	0	1	2	14-8		SV
4/10	at Radford	3.2	5	0	0	0	3	3-1		SV
4/16	VMI	1.1	2	3	2	0	2	12-9		SV
4/17	VMI	0.1	0	0	0	0	1	9-6		SV
4/20	Duke	2.2	3	2	2	2	1	1-4		
4/23	at Presbyterian	2.0	3	3	3	2	2	8-7		
5/8	at Charleston So.	2.1	0	0	0	0	3	4-1		SV
5/16	Coast. Carolina	1.1	1	1	1	2	2	0-5		
5/18	VCU	1.0	1	0	0	0	0	7-6		W
5/22	at Winthrop	5.0	4	2	1	2	3	5-8		
5/28	at Winthrop	* 4.0	7	5	5	1	2	9-7		
Tot.		1	35.2	37	21	17	14	32	137-102	1-1/6

2011

Date	Opp	GS	IP	H	R	ER	BB	SO	Score	Dec./SV
2/20	at Mercer	2.2	1	0	0	0	4	5-4		SV
2/26	at North Florida	1.2	1	0	0	0	2	4-2		SV
3/25	Winthrop	0.1	0	0	0	0	0	1-2		
4/2	at Coast. Carolina	0.1	0	0	0	0	0	4-5		
4/3	at Coast. Carolina	1.0	1	1	0	0	0	4-5		
4/6	James Madison	0.2	3	3	3	0	1	12-16		
Tot.		6.2	6	4	3	0	7	30-34		0-0/2

#2 BROOKS ROY

RHP, Jr.

- Has recorded the win in each of his three appearances this season
- Pitched four scoreless innings of relief, recording the win in a 4-1 win over St. John's, 3/10
- Transfer from Edmonds

CAREER STATISTICS

Year	ERA	W-L	APP-GS	CG	SHO	SV	IP	H	R	ER	BB	SO	OBA
2012	0.00	3-0	3-0	0	0/0	0	6.0	2	0	0	1	3	.118

CAREER HIGHS

IP: 4.0, St. John's, 3/10
Long Start: N/A
Short Start: N/A
Hits: 1, two times
Runs: 0, three times
Strikeouts: 2, St. John's, 3/10
Walks: 1, St. John's, 3/10

Liberty Record in App: 2-0
Liberty Record in Starts: 0-0

Roy Game-By-Game

2012

Date	Opp	GS	IP	H	R	ER	BB	SO	Score	Dec./SV
2/19	at The Citadel	1.0	1	0	0	0	0	0	11-9	W
3/4	Coppin State	1.0	0	0	0	0	0	1	13-1	W
3/10	St. John's	4.0	1	0	0	1	2	4-1		W
Tot.		0	6.0	2	0	0	0	3	28-11	3-0

#6 SHAWN CLOWERS

RHP, Fr.

- Recorded first collegiate win with five no-hit, scoreless innings in a 4-2 victory over Siena, 2/26
- Named 2011 Piedmont District Player of the Year
- Selected to the all-state second team and all-region first team as a senior

CAREER STATISTICS

Year	ERA	W-L	APP-GS	CG	SHO	SV	IP	H	R	ER	BB	SO	OBA
2012	0.00	1-0	4-0	0	0/0	0	7.0	2	0	0	3	5	.087

CAREER HIGHS

IP: 5.0, Siena, 2/26/12
Long Start: N/A
Short Start: N/A
Hits: 1, Coppin State, 3/4/12
Runs: 0, three times
Strikeouts: 2, two times
Walks: 1, three times

Liberty Record in App: 3-0
Liberty Record in Starts: 0-0

Clowers Game-By-Game

2012

Date	Opp	GS	IP	H	R	ER	BB	SO	Score	Dec./SV
2/18	vs. Towson	1.0	0	0	0	0	1	1	12-3	
2/26	Siena	5.0	0	0	0	0	1	2	4-2	W
3/4	Coppin State	1.0	1	0	0	0	1	2	13-1	
3/11	St. John's	0.0	1	0	0	0	0	0	1-4	
Tot.		7.0	1	0	0	0	3	5	30-10	1-0

PITCHER NOTES

#9 RYAN CORDELL

RHP, So.

- Made five appearances on the mound in 2011
- Also plays the field - last season played in 19 games between the out-field and at designated hitter

CAREER STATISTICS

Year	ERA	W-L	APP-GS	CG	SHO	SV	IP	H	R	ER	BB	SO	OBA
2011	10.38	0-0	5/0	0	0/0	0	4.1	5	6	5	3	7	.278

CAREER HIGHS

IP: 1.0, four times

Long Start: N/A

Short Start: N/A

Hits: 2, two times

Runs: 5, at William & Mary, 4/19/11

Strikeouts: 2, two times

Walks: 2, at Mercer, 2/19/11

Liberty Record in App: 1-4

Liberty Record in Starts: 0-0

Cordell Game-By-Game

2011

Date Opp	GS	IP	H	R	ER	BB	SO	Score	Dec./SV
2/19 at Mercer		1.0	2	1	1	2	1	5-17	
3/16 at Maryland		1.0	0	0	0	0	2	5-10	
3/29 at VCU		1.0	0	0	0	0	1	11-1	
4/1 at Coast. Carolina		1.0	1	0	0	0	2	1-17	
4/19 at William & Mary		0.1	2	5	4	1	1	5-11	
Tot.	4.1	5	6	5	3	7	27-56		

#12 ALEX CLOSE

RHP, Fr.

- Two-way player - has also seen playing time at catcher and first base
- Made first start on the mound at Liberty, 2/25 vs. Coppin State
- Named a 2011 Preseason Under Armour All-American

CAREER STATISTICS

Year	ERA	W-L	APP-GS	CG	SHO	SV	IP	H	R	ER	BB	SO	OBA
2012	19.29	0-0	2-1	0	0/1	0	2.1	6	5	5	3	1	.462

CAREER HIGHS

IP: 1.1, Siena, 2/25/12

Long Start: 1.1, Siena, 2/25/12

Short Start: 1.0, vs. Richmond, 2/17/12

Hits: 5, Siena, 2/25/12

Runs: 5, Siena, 2/25/12

Strikeouts: 1, vs. Richmond, 2/17/12

Walks: 3, Siena, 2/25/12

Liberty Record in App: 1-0

Liberty Record in Starts: 0-1

Close Game-By-Game

2012

Date Opp	GS	IP	H	R	ER	BB	SO	Score	Dec./SV
2/17 vs. Richmond		1.0	1	0	0	0	1	12-0	
2/25 Siena	*	1.1	5	5	5	3	0	7-9	
Tot.	1	2.1	6	5	5	3	1	19-9	

#13 TREY LAMBERT

RHP, So.

- Recorded the save in 7-4 win over St. John's, 3/10
- Made his first start at Liberty, 2/26
- Transfer from Patrick Henry
- Earned the NJCAA National Pinnacle Award for Academic Excellence in 2011

CAREER STATISTICS

Year	ERA	W-L	APP-GS	CG	SHO	SV	IP	H	R	ER	BB	SO	OBA
2012	3.00	0-0	5-1	0	0/0	1	9.0	5	2	3	2	5	.172

CAREER HIGHS

IP: 4.0, Siena, 2/26/12

Long Start: 4.0, Siena, 2/26/12

Short Start: 4.0, Siena, 2/26/12

Hits: 2, Siena, 2/26/12

Runs: 2, Siena, 2/26/12

Strikeouts: 2, Siena, 2/26/12

Walks: 2, Siena, 2/26/12

Liberty Record in App: 4-0

Liberty Record in Starts: 2-0

Lambert Game-By-Game

2012

Date Opp	GS	IP	H	R	ER	BB	SO	Score	Dec./SV
2/18 vs. Towson		1.0	0	0	0	0	1	12-3	
2/26 Siena	*	4.0	2	2	2	2	2	4-2	
3/4 Coppin State		1.0	0	0	0	0	1	13-1	
3/10 St. John's		1.0	0	0	0	0	1	7-4	S
3/10 St. John's	*	2.0	3	1	1	0	0	1-4	
Tot.	6.0	2	2	2	2	4	29-6		1

#14 CARSON HERNDON

RHP, Fr.

- Recorded the first save of his college career with three scoreless innings against St. John's, 3/10
- Two-way player - also plays third base
- Pitched and made his first hitting appearance, 3/3 vs. Coppin State
- Named all-state in 2011 as a shortstop

CAREER STATISTICS

Year	ERA	W-L	APP-GS	CG	SHO	SV	IP	H	R	ER	BB	SO	OBA
2012	0.00	0-0	3-0	0	0/2	1	5.1	4	0	0	3	7	.200

CAREER HIGHS

IP: 3.0, St. John's, 3/10/12

Long Start: N/A

Short Start: N/A

Hits: 1, two times

Runs: 0, three times

Strikeouts: 4, Coppin State, 3/3/12

Walks: 2, vs. Richmond, 2/17/12

Liberty Record in App: 3-0

Liberty Record in Starts: 0-0

Herndon Game-By-Game

2012

Date Opp	GS	IP	H	R	ER	BB	SO	Score	Dec./SV
2/17 vs. Richmond		0.1	1	0	0	2	0	12-0	
3/3 Coppin State		2.0	1	0	0	1	4	14-0	
3/10 St. John's		3.0	2	0	0	1	3	4-1	S
Tot.	5.1	4	0	0	4	7	30-1		1

PITCHER NOTES

#16 JARED LYONS

LHP, Fr.

- Leads the team with seven appearances
- Two-time all-district at Tabb High School

CAREER STATISTICS

Year	ERA	W-L	APP-GS	CG	SHO	SV	IP	H	R	ER	BB	SO	OBA
2012	3.38	0-1	7-1	0	0/1	0	10.2	10	5	4	4	5	.263

CAREER HIGHS

IP: 2.2, Siena, 2/25/12
 Long Start: 2.0, 3/4/12
 Short Start: 2.0, 3/4/12
 Hits: 5, at Old Dominion, 3/6/12
 Runs: 2, at Old Dominion, 3/6/12
 Strikeouts: 2, two times
 Walks: 2, two times

Liberty Record in App: 5-2
 Liberty Record in Starts: 1-0

Lyons Game-By-Game

2012	Date	Opp	GS	IP	H	R	ER	BB	SO	Score	Dec./SV
	2/17	vs. Richmond	0.2	0	0	0	0	0	0	12-0	
	2/19	at The Citadel	1.0	1	1	1	0	1	1	11-9	
	2/21	Radford	2.0	2	1	1	0	2	2	6-3	
	2/25	Siena	2.2	2	1	0	2	0	7	7-9	L
	3/4	Coppin State	* 2.0	0	0	0	0	2	2	13-1	
	3/6	at Old Dominion	2.0	5	2	2	2	0	0	10-6	
	3/11	St. John's	0.1	0	0	0	0	0	0	1-4	
	Tot.		10.2	10	5	4	4	5	60-32	0-1	

#17 IAN PARMLEY

LHP, Sr.

- Made first appearance as a pitcher by starting 2/19 against The Citadel during The Citadel Challenge.
- Liberty leadoff hitter and starting left fielder
- Did not pitch in 2011, his first year with the Flames after transferring from Bellevue

CAREER STATISTICS

Year	ERA	W-L	APP-GS	CG	SHO	SV	IP	H	R	ER	BB	SO	OBA
2012	12.46	0-0	1-1	0	0/0	0	4.1	8	6	6	1	2	.444

CAREER HIGHS

IP: 4.1, at The Citadel, 2/19/12
 Long Start: 4.1, at The Citadel, 2/19/12
 Short Start: 4.1, at The Citadel, 2/19/12
 Hits: 8, at The Citadel, 2/19/12
 Runs: 6, at The Citadel, 2/19/12
 Strikeouts: 2, at The Citadel, 2/19/12
 Walks: 1, at The Citadel, 2/19/12

Liberty Record in App: 1-0
 Liberty Record in Starts: 1-0

Parmley Game-By-Game

2012	Date	Opp	GS	IP	H	R	ER	BB	SO	Score	Dec./SV
	2/19	at The Citadel	* 4.1	8	6	6	6	1	2	11-9	

#20 DANNY GRAUER

RHP, So.

- Liberty's opening day starting catcher
- Recorded the Flames' first save of the year, 2/19 at The Citadel, with a scoreless ninth inning

CAREER STATISTICS

Year	ERA	W-L	APP-GS	CG	SHO	SV	IP	H	R	ER	BB	SO	OBA
2012	0.00	0-0	1-0	0	0/0	1	1.0	0	0	0	1	0	.000

CAREER HIGHS

IP: 1.0, at The Citadel, 2/19/12
 Long Start: N/A
 Short Start: N/A
 Hits: 0, at The Citadel, 2/19/12
 Runs: 0, at The Citadel, 2/19/12
 Strikeouts: N/A
 Walks: 1, at The Citadel, 2/19/12

Liberty Record in App: 1-0
 Liberty Record in Starts: N/A

Grauer Game-By-Game

2012	Date	Opp	GS	IP	H	R	ER	BB	SO	Score	Dec./SV
	2/19	at The Citadel	1.0	0	0	0	0	1	0	11-9	SV

#26 DANIEL BROWN

RHP, So.

- Made seven appearances in 2011
- Has yet to record a decision in his Liberty career

CAREER STATISTICS

Year	ERA	W-L	APP-GS	CG	SHO	SV	IP	H	R	ER	BB	SO	OBA
2011	6.75	0-0	7-0	0	0/0	0	8.0	6	7	6	4	5	.261
2012	2.45	0-0	4-0	0	0/0	0	3.2	6	1	1	1	5	.214
Tot.	5.40	0-0	11-0	0	0/0	0	11.2	9	8	7	5	10	.220

CAREER HIGHS

IP: 5.0, at Winthrop, 5/22/10
 Long Start: 4.0, at Winthrop, 5/28/10
 Short Start: 4.0, at Winthrop, 5/28/10
 Hits: 7, at Winthrop 5/28/10
 Runs: 5, at Winthrop, 5/28/10
 Strikeouts: 3, 4 times
 Walks: 2, 5 times

Liberty Record in App: 5-6
 Liberty Record in Starts: N/A

Brown Game-By-Game

2011	Date	Opp	GS	IP	H	R	ER	BB	SO	Score	Dec./SV
	2/20	at Mercer	1.0	1	1	1	0	2	2	2-7	
	3/2	at Virginia Tech	1.0	0	0	0	0	2	1	1-9	
	3/5	Binghamton	2.2	2	4	3	1	0	7	7-12	
	4/8	at High Point	1.0	1	1	1	0	0	2	2-6	
	4/19	at William & Mary	0.2	0	0	0	2	1	5	5-11	
	4/25	at South Carolina	0.2	2	1	1	1	0	6	6-9	
	5/17	VCU	1.0	0	0	0	0	0	8	8-7	
	Tot.		8.0	6	7	6	4	5	31-61		

2012

Date	Opp	GS	IP	H	R	ER	BB	SO	Score	Dec./SV
2/18	vs. Towson	1.2	1	0	0	0	0	1	12-3	
2/19	at The Citadel	0.0	1	1	1	1	0	0	11-9	
3/4	Coppin State	1.0	1	0	0	0	2	13	13-1	
3/9	St. John's	1.0	0	0	0	0	2	2	12-2	
Tot.		2.2	3	1	1	1	3	48-15		

PITCHER NOTES

#30 ASHTON PERRITT

RHP, Fr.

- Made first appearance as pitcher against Coppin State, 3/3
- Two-way player - has also seen time in the Liberty outfield

CAREER STATISTICS

Year	ERA	W-L	APP-GS	CG	SHO	SV	IP	H	R	ER	BB	SO	OBA
2012	0.00	0-0	1-0	0	0/1	0	1.0	1	0	0	0	2	.250

CAREER HIGHS

IP: 1.0, Coppin State, 3/3/12

Long Start: N/A

Short Start: N/A

Hits: 1, Coppin State, 3/3/12

Runs: 0, Coppin State, 3/3/12

Strikeouts: 2, Coppin State, 3/3/12

Walks: 0, Coppin State, 3/3/12

Liberty Record in App: 1-0

Liberty Record in Starts: 0-0

Perritt Game-By-Game

2012

Date	Opp	GS	IP	H	R	ER	BB	SO	Score	Dec./SV
3/3	Coppin State		1.0	1	0	0	0	2	14-0	

#33 WILLI MARTIN

RHP, So.

- Made seven appearances in 2011
- Has yet to record a decision

CAREER STATISTICS

Year	ERA	W-L	APP-GS	CG	SHO	SV	IP	H	R	ER	BB	SO	OBA
2011	19.29	0-0	7-0	0	0/0	0	4.2	13	11	10	2	4	.481
2012	0.00	0-0	2-0	0	0/1	0	2.0	1	0	0	2	2	.167
Tot.	13.50	0-0	9-0	0	0/1	0	6.2	14	11	10	4	6	.424

CAREER HIGHS

IP: 1.0, Four times

Long Start: N/A

Short Start: N/A

Hits: 4, at Mercer, 2/19/11

Runs: 4, at Mercer, 2/19/11

Strikeouts: 2, at VCU, 3/29/11

Walks: 2, at Maryland, 3/16/11

Liberty Record in App: 5-4

Liberty Record in Starts: N/A

Martin Game-By-Game

2011

Date	Opp	GS	IP	H	R	ER	BB	SO	Score	Dec./SV
2/19	at Mercer		0.2	4	4	4	0	0	5-17	
2/27	at North Florida		0.1	1	0	0	0	0	9-1	
3/16	at Maryland		0.1	2	4	4	2	0	5-10	
3/29	at VCU		0.2	1	0	0	0	2	11-1	
4/1	at Coast Carolina		0.2	2	1	1	0	1	1-17	
4/19	at William & Mary		1.0	1	0	0	0	1	5-11	
5/1	New Orleans		1.0	2	2	1	0	0	5-2	
Tot.			4.2	13	11	10	2	4	41-59	

2012

Date	Opp	GS	IP	H	R	ER	BB	SO	Score	Dec./SV
2/18	vs. Towson		1.0	1	0	0	1	1	8-0	
3/4	Coppin State		1.0	0	0	0	1	1	13-1	
Tot.			2.0	1	0	0	2	2	21-1	

#34 KODY YOUNG

RHP, Jr.

- Earned save in 8-0 win over No. 14 Virginia, 2/28
- Picked up the win in his first Liberty start against Radford, 2/22
- Named first team All-NWAACC at Columbia Basin College in 2011

CAREER STATISTICS

Year	ERA	W-L	APP-GS	CG	SHO	SV	IP	H	R	ER	BB	SO	OBA
2012	2.70	1-0	6-1	0	0/2	1	10.0	9	4	3	6	7	.243

CAREER HIGHS

IP: 3.0, two times

Long Start: 3.0, vs. Radford, 2/22/12

Short Start: 3.0, vs. Radford, 2/22/12

Hits: 4, vs. Radford, 2/22/12

Runs: 2, vs. Radford, 2/22/12

Strikeouts: 3, at Virginia, 2/28/12

Walks: 2, Siena, 2/25/12

Liberty Record in App: 5-1

Liberty Record in Starts: 1-0

Young Game-By-Game

2012

Date	Opp	GS	IP	H	R	ER	BB	SO	Score	Dec./SV	
2/17	vs. Richmond		1.0	0	0	0	0	1	12-0		
2/22	Radford	*	3.0	4	2	1	1	1	6-3	W	
2/25	Siena		1.2	1	1	1	2	1	7-9		
2/28	at Virginia		3.0	1	0	0	1	3	8-0	SV	
3/6	at Old Dominion		0.2	2	1	1	1	0	10-6		
3/11	St. John's		0.2	1	0	0	1	1	1-3		
Tot.			1	10.0	9	4	3	6	7	44-21	1-0/1

PITCHER NOTES

#38 TIM DUDLEY

LHP, Jr.

- Recorded his first collegiate save in a 6-3 victory over Radford (2/22)
- Made only one appearances as he battled health issues in 2011
- As a freshman, appeared in 11 games, with two starts
- Recorded first win at Liberty in a 9-5 win over High Point on 5/29/10 at the Big South Championship in Rock Hill, S.C. - the victory was the longest outing of his career

CAREER STATISTICS

Year	ERA	W-L	APP-GS	CG	SHO	SV	IP	H	R	ER	BB	SO	OBA
2010	4.56	1-0	11-2	0	0/0	0	23.2	30	15	12	7	19	.313
2011	99.00	0-0	1-0	0	0/0	0	0.1	1	5	5	0	1	.333
2012	0.00	0-0	4-1	0	0/2	1	7.2	4	0	0	0	3	.154
Tot.	4.83	1-0	16-3	0	0/2	1	31.2	35	20	17	7	23	.280

CAREER HIGHS

IP: 5.0, at Winthrop, 5/22/10
Long Start: 4.0, at Winthrop, 5/28/10
Short Start: 2.1, at Virginia, 2/28/12
Hits: 7, at Winthrop 5/28/10
Runs: 5, at Winthrop, 5/28/10
Strikeouts: 3, 4 times
Walks: 2, 5 times

Liberty Record in App: 9-8
Liberty Record in Starts: 2-1

Dudley Game-By-Game

2010												
Date	Opp	GS	IP	H	R	ER	BB	SO	Score	Dec./SV		
2/20	at Kennesaw St.	1.0	0	0	0	0	0	1	11-2			
2/28	at UNC Wilmington	1.1	2	0	0	0	0	0	12-2			
3/9	Old Dominion	*	4.0	5	2	2	0	1	3-5			
3/14	St. John's		0.0	3	3	3	0	1	6-7			
3/24	at Virginia Tech		1.0	1	0	0	1	3	0-10			
4/13	Elon		4.0	4	0	0	0	5	3-5			
4/17	VMI		2.2	3	0	0	0	2	9-6			
4/20	Duke		1.0	0	0	0	0	1	1-4			
4/21	James Madison		1.1	2	2	1	0	0	12-17			
4/25	at Presbyterian		1.1	4	5	4	0	2	16-9			
5/26	vs. High Point	*	6.0	6	3	2	6	4	9-5	W		
Tot.		2	23.2	30	15	12	7	19	82-62	1-0		

2011												
Date	Opp	GS	IP	H	R	ER	BB	SO	Score	Dec./SV		
4/1	at Coast. Carolina		0.1	1	5	5	0	1	1-17			

2012												
Date	Opp	GS	IP	H	R	ER	BB	SO	Score	Dec./SV		
2/18	vs. Towson		2.0	1	0	0	0	2	12-0			
2/19	at The Citadel		0.2	0	0	0	0	0	11-9			
2/21	Radford		2.2	2	0	0	0	0	6-3	SV		
2/28	at Virginia	*	2.1	1	0	0	0	1	8-0			
Tot.		7.2	4	0	0	0	0	3	37-12	1 SV		

#55 PATRICK BANKEMPER

RHP, Jr.

- Recorded his first win at Liberty against St. John's, 3/10
- Transfer from Potomac State College
- Member of 2011 JUCO World Series participant and Region XX champions

CAREER STATISTICS

Year	ERA	W-L	APP-GS	CG	SHO	SV	IP	H	R	ER	BB	SO	OBA
2012	4.70	1-0	6-0	0	0/0	0	7.2	12	4	4	5	14	.353

CAREER HIGHS

IP: 3.0, St. John's, 3/10/12
Long Start: N/A
Short Start: N/A
Hits: 5, St. John's, 3/10/12
Runs: 2, Siena, 2/25/12
Strikeouts: 5, St. John's, 3/10/12
Walks: 2, Siena, 2/25/12

Liberty Record in App: 5-1
Liberty Record in Starts: 0-0


Bankemper Game-By-Game

2012												
Date	Opp	GS	IP	H	R	ER	BB	SO	Score	Dec./SV		
2/19	at The Citadel		1.0	2	1	1	1	2	11-9			
2/22	Radford		0.1	2	0	0	0	1	6-3			
2/25	Siena		1.0	2	2	2	2	2	7-9			
3/4	Coppin State		1.0	0	0	0	1	2	13-1			
3/6	at Old Dominion		1.1	1	0	0	0	2	10-6			
3/10	St. John's		3.0	5	1	1	1	5	7-4	W		
Tot.		4.2	7	3	3	4	9	54-32	1-0			



A NEW HOME FOR LIBERTY BASEBALL

CONSTRUCTION TO BEGIN IN SPRING OF 2012




**STADIUM TO BE
LOCATED NEXT TO THE
RECENTLY EXPANDED
WILLIAMS STADIUM.**

The 2012 season will be Liberty baseball's last year at Worthington Stadium. A new baseball facility adjacent to recently expanded Williams Stadium, home of Liberty football, and Osborne

Stadium, home of both Liberty soccer and track & field programs, is set to open for the 2013 home opener. The construction of the new baseball facility is the latest dramatic improvement to athletics facilities at Liberty in recent years. The stadium could eventually seat up to 2,500 spectators and will enhance a developing

athletics corridor at the University.

The intercollegiate baseball stadium will replace Worthington Stadium, which has been the team's home since 1979. Liberty will close out its time at the complex this year with an eight-game homestand from April 24-May 13, highlighted by Big South Conference series against Coastal Carolina and High Point.



OPENING IN 2013



Numerical

No.	Name	Pos.	Cl.	B/T	Hgt.	Wgt.	Hometown/High School (Previous School)
1	Zack Haley	INF	Sr.	R/R	5-9	160	Prescott, Ariz./Prescott (Yavapai)
2	Brooks Roy	RHP	Jr.	R/R	5-10	185	Tacoma, Wash./Franklin Pierce (Edmonds)
3	Josh Richardson	INF/RHP	Jr.	R/R	6-1	175	Chesapeake, Va./Greenbriar Christian
4	Andy Smith	OF	Jr.	L/L	5-9	180	Poulsbo, Wash./North Kitsap (Bellevue)
5	Dalton Sype	INF	Jr.	R/R	6-3	185	Laguna Beach, Calif./Laguna Beach (Saddleback)
6	Shawn Clowers	LHP/OF	Fr.	L/L	5-11	170	Axton, Va./Tunstall
7	Michael Robertson	OF	Sr.	R/R	6-2	215	Everett, Wash./Jackson (Bellevue)
8	Blake Forslund	RHP	Jr.	R/R	6-4	215	Lynchburg, Va./Rustburg (Virginia)
9	Ryan Cordell	OF/RHP	So.	R/R	6-3	185	Sacramento, Calif./Valley Christian
10	Trey Wimmer	1B/C	Jr.	R/R	6-2	215	Greenwood, S.C./Greenwood
11	Jacob Kemmerer	RHP	Sr.	R/R	6-1	180	Issaquah, Wash./Issaquah (Edmonds)
12	Alex Close	C/1B/RHP	Fr.	R/R	6-3	225	Hoover, Ala./Spain Park
13	Trey Lambert	RHP	So.	R/R	6-4	205	Tazewell, Va./Tazewell (Patrick Henry)
14	Carson Herndon	INF/RHP	Fr.	R/R	6-4	215	Salisbury, N.C./Davie County
16	Jared Lyons	LHP	Fr.	L/L	6-0	175	Yorktown, Va./Tabb
17	Ian Parmley	OF/LHP	Sr.	L/L	6-0	175	Maltby, Wash./Monroe (Bellevue)
19	Bryan Aanderud	INF	Jr.	R/R	5-10	195	Fullerton, Calif./La Habra (Cypress)
20	Danny Grauer	C/1B/RHP	So.	R/R	6-3	220	Chesapeake, Va./Hickory (Louisburg)
21	Patrick Eckelbarger	RHP	Sr.	R/R	6-2	200	Indian Shores, Fla./Seminole (St. Petersburg)
22	Tyler Cox	C/1B	Jr.	R/R	6-3	215	Seattle, Wash./Edmonds Woodway (Bellevue)
23	Tony McClendon	OF	Jr.	R/R	6-3	200	San Dimas, Calif./Damien (Fullerton)
24	Justin Sizemore	1B	Jr.	R/R	6-3	230	Newton, N.C./Maiden
25	John Niggli	RHP	Sr.	R/R	6-4	185	Tulare, Calif./Tulare Union (Sequoias)
26	Daniel Brown	RHP	So.	R/R	5-10	175	Raleigh, N.C./Broughton
30	Ashton Perritt	OF/RHP	Fr.	R/R	6-3	194	Whiteland, Ind./Whiteland Community
31	Matt Marsh	RHP	Jr.	R/R	6-4	190	Knoxville, Tenn./Clinton (Chipola)
33	Willi Martin	RHP	So.	R/R	6-4	200	Odessa, Fla./Jesuit
34	Kody Young	RHP	Jr.	L/R	6-5	215	Kennewick, Wash./Kamiakin (Columbia Basin)
35	Adam Parks	RHP	Fr.	R/R	6-3	190	Easton, Md./St Michaels
36	Kyle McKelvey	RHP	Fr.	R/R	5-11	194	St. Michaels, Md./St. Michaels
38	Tim Dudley	LHP	Jr.	S/L	6-0	215	Appomattox, Va./Appomattox County
55	Patrick Bankemper	RHP	Jr.	R/R	6-5	195	Stephens City, Va./Homeschooled (Potomac State)

Head Coach: 37 Jim Toman

Assistant Coach: 42 Garrett Quinn

Assistant Coach: 50 Jason Murray

Assistant Coach: 29 Dustin Umberger

Student Assistant Coach: 39 Matt Hagen

Director of Baseball Operations: Billy Daniels

Alphabetical

- 19 Bryan Aanderud
- 55 Patrick Bankemper
- 26 Daniel Brown
- 12 Alex Close
- 6 Shawn Clowers
- 9 Ryan Cordell
- 22 Tyler Cox
- 38 Tim Dudley
- 21 Patrick Eckelbarger
- 8 Blake Forslund
- 20 Danny Grauer
- 1 Zack Haley
- 14 Carson Herndon
- 11 Jacob Kemmerer
- 13 Trey Lambert
- 16 Jared Lyons
- 31 Matt Marsh
- 33 Willi Martin
- 23 Tony McClendon
- 36 Kyle McKelvey
- 25 John Niggli
- 35 Adam Parks
- 17 Ian Parmley
- 30 Ashton Perritt
- 3 Josh Richardson
- 7 Michael Robertson
- 2 Brooks Roy
- 24 Justin Sizemore
- 4 Andy Smith
- 5 Dalton Sype
- 10 Trey Wimmer
- 34 Kody Young

Pronunciation Guide

Aanderud	And-der-rude	Parmley	Parm-lee
Grauer	Gr-owh-er	Perritt	Par-rett
Haley	Hail-lee	Sype	rhythmnes like with hype
Kemmerer	Khem-mur-er	Toman	Tow-man
McKelvey	Mc-Kell-V		



Breakdown by Position

Pitchers (23)

- Patrick Bankemper (Jr.)
- Daniel Brown (So.)
- Alex Close (Fr.)
- Shawn Clowers (Fr.)
- Ryan Cordell (So.)
- Tim Dudley (Jr.)
- Patrick Eckelbarger (Sr.)
- Blake Forslund (Jr.)
- Danny Grauer (So.)
- Carson Herndon (Fr.)
- Jacob Kemmerer (Sr.)
- Trey Lambert (So.)
- Jared Lyons (Fr.)
- Matt Marsh (Jr.)
- Willi Martin (So.)
- Kyle McKelvey (Fr.)

Catchers (4)

- Alex Close (Fr.)
- Tyler Cox (Jr.)
- Danny Grauer (So.)
- Trey Wimmer (Jr.)

Outfielders (7)

- Shawn Clowers (Fr.)
- Ryan Cordell (So.)
- Tony McClendon (Jr.)
- Ian Parmley (Sr.)
- Ashton Perritt (Fr.)
- Michael Robertson (Sr.)
- Andy Smith (Jr.)

Infielders (10)

- Bryan Aanderud (Jr.)
- Alex Close (Jr.)
- Ryan Cordell (So.)
- Danny Grauer (So.)
- Zack Haley (Sr.)
- Carson Herndon (Fr.)
- Josh Richardson (Jr.)
- Justin Sizemore (Jr.)
- Dalton Sype (Jr.)
- Trey Wimmer (Jr.)