


LIBERTY

2009 YEAR IN REVIEW





2009 YEAR IN REVIEW



In Liberty's second year under Jim Toman, the Flames once again continued to set program benchmarks.

The Flames posted a 33-21 record in 2009, the fifth consecutive season for the program with 30 or more wins. It is the first time in Liberty baseball's 36-year history, the Flames have won 30 or more games five straight years.

After winning 35 games in his first season at the helm, the Flames have recorded 68 wins under Toman, the most over the first two years for any head coach in program history. In addition, Toman's .591 winning percentage during his first two seasons is the highest among the six head coaches to ever guide the Flames.

The 2009 team set a school record for conference victories, going 17-9 in Big South play to best the previous mark of 15 by the 1995 Flames. In addition, Liberty also set new benchmarks for fielding, finishing the year with a .974 fielding percentage and committing a season low 53 errors. The Flames completed the season ranked 16th in the nation in fielding percentage, while their error total surpassed the previous Liberty low of 62, by nine.

At the plate, the Flames for the second consecutive year set a new record for being hit by pitches. Toman's squad broke its mark from 2008 by being plunked 95 times. Liberty batters were hit seven times in two separate contests to set a new single-season record as well.

Individually, center fielder Curran Redal singled through the left side of the infield in the first inning, April 17 against Winthrop, to hit safely in his 32nd game in a row, a new Big South record. Third baseman Tyler Bream set a new Liberty single-game record with nine RBIs in a 19-5 victory over High Point on March 22.

The first-year third baseman capped the year for the Flames by being named the fourth Fresh-

man All-American in Liberty baseball history. Bream was selected to the Louisville Slugger Freshman All-America team by the Collegiate Baseball News in June.

The 2009 Flames opened their season by capturing the championship at the Coca Cola Classic hosted by South Alabama in Mobile, Ala. Liberty rallied from a 4-0 deficit to tie No. 6 ranked Ole Miss, 5-5 after six innings, only to be edged, 6-5, in a hard fought season opener and first game of the tournament, Feb. 20.

However, the Flames rebounded the next day, defeating host South Alabama twice. Newcomer Mark Swanson allowed two runs and three hits in a 5-2 win in the morning, while in the evening, Andrew Wilson pitched five scoreless innings in a come-from-behind 4-3, 10 inning victory over the Jaguars. Sunday, Liberty defeated Mercer, 3-2, to claim the title of the weekend tournament.

Staying on the road, the Flames traveled to Harrisonburg, Va., for their first midweek game of the year, falling to James Madison, 11-2. The following day, Toman's team dropped a 9-5 decision to the No. 1 North Carolina Tar Heels in Chapel Hill, N.C., evening its record in the early going at 3-3.

The weekend brought the first homestand of the year and the first games of March for the Flames. In a four-game series with Temple, Liberty's bats awoke, blasting 11 home runs and 16 doubles, to score 56 runs in a sweep of the Owls. The Flames took the opener, 12-2, behind four RBIs for Tyler Bream, allowing sophomore Steven Evans to pick up his first win of the year. Saturday, a pinch-hit grand slam by Doug Bream in the first game and pitcher Shawn Teufel's first collegiate win in the nightcap highlighted a doubleheader sweep, 18-9 and 11-1. The following afternoon, Liberty took the final game of the set, 15-11, completing the four-game sweep.

During the midweek, the Flames faced Duke and William & Mary at Worthington Stadium. Tuesday, outfielder Redal and senior catcher Errol Hollinger each connected for home runs in a 6-3 triumph over Duke. The following afternoon, Liberty extended their winning streak to six with an 18-13 victory over the Tribe.

The Flames completed the homestand by starting Big South Conference play, hosting Charleston Southern. Battling rain showers the whole weekend, Liberty edged the Buccaneers, 5-4, in the series opener Friday on a two-run triple by Tyler Bream. After having the middle game of the contest washed out due to the rainfall, Charleston Southern halted the Flames' winning streak at seven, defeating Liberty, 7-4, on Sunday.

The midweek brought three games for Toman's squad. For the second time on the year, James Madison beat Liberty in Harrisonburg to open the trio of contests on Tuesday. This time, the Dukes took a 13-2 decision from the Flames.

However, Liberty rebounded from the setback by starting a nine-game winning streak, its longest of the year, the next day. Hosting Fordham, first

baseman Trey Wimmer drove in four runs with four hits and Doug Bream belted two home runs in a 19-6 win over the Rams. Thursday, Lafayette stopped at Worthington Stadium on its way back north, falling to the Flames, 12-1. Hollinger hit his fifth home run in the contest for Liberty.

The weekend brought the first Big South road series of the year for the Flames at High Point. Friday night in the opener of the three-game series, freshman Justin Richardson ripped a two-out double to break an 8-8 tie in the ninth inning, pushing the Flames past the Panthers, 9-8. Saturday and Sunday's games were not as tight affairs, with Liberty taking 7-3 and 19-5 victories. In Sunday's game, Tyler Bream tied the program record for RBIs in a single game, by knocking in nine runs in the win.


Toman returned to his alma mater, N.C. State, with his team in the Flames' only midweek game during the last week of March. Liberty pounded out 23 hits and led from start to finish, en route to a 17-5 win over the Wolfpack. Redal and Wimmer each had four hits for the Flames, while Tyler Bream, Hollinger and outfielder Jeff Jefferson had three hits apiece in the triumph.

Liberty followed that victory by extending its win streak to nine games with a weekend sweep of Big South newcomer Presbyterian. However, the Blue Hose did not go easily in the first two games of the series. Friday, the Flames rallied for two runs in the bottom of the ninth for a 2-1 victory, while Saturday, Swanson held Presbyterian in check in another 2-1 Liberty victory. Sunday, the Flames hit five home runs in a 14-7 triumph to complete the sweep.

With nine-straight wins, the 2009 team tied four previous squads for the most consecutive victories by the Flames at the NCAA Division I level. However, during the midweek, the streak came to an end. At Old Dominion, Liberty dropped a 2-1 decision to the Monarchs and two days later, fell



2009 YEAR IN REVIEW



to Longwood in Farmville, Va., 7-3, to start April.

Now 19-7 overall and 7-1 in conference action, the Flames headed over the Blue Ridge Mountains to VMI, where they lost the opening game of their Big South series, 13-6. Reversing the trend, Liberty took the next two games in the conference set, 9-7 and 4-3. Wilson picked up the win with three innings of relief, entering the contest during the sixth inning of the final game of the series with the bases loaded and no one out. The senior right-hander proceeded to induce three ground ball outs to prevent any Keydet base runners from scoring and preserve the Flames lead the rest of the way.

Once again, midweek games continued to be a frustration for the Flames. Tuesday, Liberty was edged at William & Mary, 2-1. A day later, No. 25 George Mason shut out the Flames, 12-0, in Fairfax, Va.

UNC Asheville visited for a three-game conference series on the weekend, and Liberty took the first and third games of the set, while dropping the middle contest. In the opener on Friday, Teufel gave up two runs and struck out nine over seven innings to record his fifth consecutive win in a 9-0 victory. Saturday, the teams split a doubleheader with UNC Asheville taking the first game, 9-2. Liberty won the second game, 11-4, pushing their record to 11-3 in conference and 23-11 overall.

After a 7-2 setback to Old Dominion in a midweek contest, the Flames welcomed Big South leader Winthrop to Lynchburg for a three-game series. Friday night, Redal hit safely in his 32nd consecutive game and Wimmer blasted his fifth round tripper of the year in an 8-5 victory over the Eagles. Saturday, the Flames took both ends of a twinbill, 5-3 and 10-

5, to complete the sweep of the series. With the sweep, Liberty moved atop the conference standings with a 14-3 mark.

In the midweek, Tyler Bream hit a two-out, three-run home run in the bottom of the ninth inning for a dramatic 4-3 victory over Virginia Tech at Worthington Stadium to close out the homestand with a 6-2 record.

With the Flames riding a five-game winning streak, Big South newcomer Gardner-Webb hosted Liberty in conference play during the last weekend of April. The Bulldogs halted Liberty's streak, rallying for two runs in the ninth for a 9-8 win in the series opener, Friday. But Teufel won this sixth consecutive start and Tyler Bream drove in six runs in the middle game, Saturday, for a 10-2 Liberty victory.

Sunday, the Flames rallied from a 9-3 deficit for a 10-9, 11-inning triumph to record their 16th Big South win on the season, the most by any Liberty team since joining the conference in 1992. The Flames' remarkable comeback was highlighted by a game-tying grand slam in the eighth frame by Hollinger. Wimmer gave Liberty the lead in the 11th inning with a solo home run, his sixth of the year. In the home half of the inning, Wilson stranded the tying run on second to close out the record-setting victory.

With a 29-13 record, a trip to No. 11 Virginia was on the docket in the midweek, as Liberty tried for its 30th win of the year. Despite a solid effort, the Flames fell to the future College World Series participant, 5-2.

Following the midweek clash with a nationally-ranked opponent, Liberty faced another foe listed in the national polls during the first weekend in May. The Flames traveled to Conway, S.C., for a Big South clash with No. 22 Coastal Carolina.

In the opening game of the series, Liberty jumped out to a 6-2 lead after four innings, only to see its host erase the deficit, and go on to a 13-7 win. The Chanticleers took the middle game the next day, 4-1, handing Teufel his first setback in seven starts and dropping the left-hander's record to 7-2. Coastal Carolina completed the sweep with a 7-2 victory, Sunday.

The Flames collected their 30th win during the midweek, breaking a 1-1 tie at Duke with three runs in the ninth inning. Casey Brown singled home the go-ahead run in the frame, as Liberty collected a 4-1 win. Wilson retired the Blue Devils in order in the bottom of the ninth for his fifth save, sealing the win.

Liberty entered the final weekend of the regular season with a 30-17 overall record and 16-7 mark in conference action. Jefferson hit two home runs and Jimenez hit another in a 9-8 victory over Radford in the first game of the final Big South series of the season, Friday. In the win, Teufel pushed his record to 8-2 on the year. Saturday, the Highlanders took both ends of a doubleheader from the Flames, 5-3 and 7-5, to drop Liberty into third place in the Big South standings with a 17-9 record.

The Flames entered the 2009 Big South Baseball

Championship at McCormick Field in Asheville, N. C., with a 31-19 overall mark. Liberty, the No. 3 seed, met Radford, the No. 4 seed, in the final game of Wednesday's opening round of games. Jimenez drove in four runs and Teufel allowed three runs over seven innings in a 10-3 Flames victory. The win was Teufel's ninth of the year.

Before the game, he and Redal were named to the Big South All-Conference first team. Senior catcher Hollinger received second team honors. The catcher was also named to the conference's all-academic team.

Thursday, Hollinger, Redal and the rest of the Flames squared off with the No. 5 seed, High Point. Liberty plated a season-high and Big South Championship-record 20 runs in the contest, rolling to a 20-10 win to remain unbeaten the tournament. Senior Cody Brown drove in six runs with four hits in the Flames' victory.

The only remaining unbeaten team in the tournament, Liberty faced the No. 1 seed and the nation's 18th ranked team, Coastal Carolina, Friday night. Staking itself to an early lead, the top seed handed the Flames their first setback of the double-elimination championship, 7-0. The defeat sent Liberty into an elimination contest the following day with No. 2 seed Winthrop.

In the game, the Eagles took the lead in the second inning and never look back, ending the Flames' run with a 6-1 defeat. With elimination, seniors Brown, Hollinger, Wilson, Tyler Light and Tim Rotola all saw their time in a Liberty uniform come to an end. At the conclusion of the tournament, Hollinger and Jimenez were named to the 2009 Big South All-Tournament team.





2009 STATISTICS

2009 BATTING STATISTICS

| Player | AVG | GP/GS | AB | R | H | 2B | 3B | HR | RBI | TB | SLG% | BB | HBP | SO | OB% | SF/SH | SB/ATT |
|--------------------|-------------|--------------|-------------|------------|------------|------------|-----------|-----------|------------|------------|-------------|------------|-----------|------------|-------------|--------------|--------------|
| REDAL, Curran | .380 | 54/54 | 213 | 50 | 81 | 13 | 4 | 6 | 42 | 120 | .563 | 16 | 12 | 10 | .447 | 3/3 | 6/10 |
| BREAM, Doug | .355 | 46/41 | 166 | 31 | 59 | 13 | 0 | 6 | 33 | 90 | .542 | 11 | 3 | 13 | .406 | 0/1 | 1/1 |
| BREAM, Tyler | .337 | 46/46 | 187 | 35 | 63 | 16 | 2 | 8 | 57 | 107 | .572 | 12 | 2 | 39 | .379 | 2/2 | 0/0 |
| HOLLINGER, Errol | .327 | 54/54 | 208 | 36 | 68 | 19 | 1 | 8 | 35 | 113 | .543 | 13 | 12 | 22 | .397 | 1/3 | 0/1 |
| JEFFERSON, Jeff | .310 | 38/35 | 129 | 31 | 40 | 5 | 0 | 7 | 24 | 66 | .512 | 10 | 10 | 30 | .403 | 0/0 | 3/4 |
| WIMMER, Trey | .299 | 53/50 | 184 | 28 | 55 | 6 | 0 | 6 | 32 | 79 | .429 | 14 | 5 | 26 | .361 | 2/1 | 0/0 |
| WILLIAMS, Matt | .283 | 54/54 | 219 | 49 | 62 | 12 | 1 | 0 | 18 | 76 | .347 | 24 | 13 | 18 | .387 | 0/4 | 12/19 |
| JIMENEZ, P.J. | .271 | 51/44 | 144 | 34 | 39 | 13 | 0 | 4 | 27 | 64 | .444 | 16 | 10 | 13 | .380 | 1/9 | 1/3 |
| BROWN, Casey | .314 | 42/17 | 70 | 16 | 22 | 7 | 1 | 3 | 8 | 40 | .571 | 2 | 4 | 15 | .364 | 1/2 | 0/1 |
| BROWN, Cody | .282 | 36/30 | 110 | 25 | 31 | 7 | 0 | 6 | 25 | 56 | .509 | 8 | 8 | 32 | .373 | 0/0 | 0/0 |
| BATOR, Zane | .280 | 10/5 | 25 | 3 | 7 | 1 | 0 | 0 | 1 | 8 | .320 | 0 | 2 | 4 | .333 | 0/0 | 0/0 |
| ROTOLO, Tim | .274 | 46/14 | 73 | 8 | 20 | 2 | 1 | 1 | 8 | 27 | .370 | 7 | 2 | 5 | .354 | 0/2 | 5/6 |
| FEELEY, Joseph | .273 | 23/10 | 33 | 7 | 9 | 1 | 0 | 0 | 7 | 10 | .303 | 3 | 4 | 6 | .381 | 2/0 | 0/0 |
| HIPP, James | .273 | 18/0 | 11 | 5 | 3 | 0 | 0 | 0 | 0 | 3 | .273 | 0 | 0 | 4 | .273 | 0/0 | 0/1 |
| LONG, John | .250 | 17/6 | 32 | 7 | 8 | 2 | 1 | 1 | 7 | 15 | .469 | 4 | 3 | 8 | .385 | 0/0 | 1/1 |
| THOMPSON, Nathan | .250 | 15/0 | 8 | 1 | 2 | 0 | 0 | 1 | 4 | 5 | .625 | 1 | 0 | 1 | .300 | 1/0 | 0/0 |
| RICHARDSON, Justin | .245 | 29/9 | 49 | 3 | 12 | 4 | 0 | 1 | 8 | 19 | .388 | 10 | 1 | 13 | .377 | 1/0 | 0/1 |
| SCOTT, Kizuku | .236 | 27/17 | 55 | 14 | 13 | 2 | 0 | 2 | 8 | 21 | .382 | 8 | 4 | 9 | .373 | 0/0 | 0/1 |
| Totals | .310 | 54/54 | 1916 | 383 | 594 | 123 | 11 | 60 | 344 | 919 | .480 | 159 | 95 | 51 | .388 | 14/27 | 29/49 |
| Opponents | .295 | 54/54 | 1876 | 311 | 554 | 105 | 10 | 44 | 294 | 811 | .432 | 171 | 54 | 390 | .367 | 21/46 | 57/78 |

2009 PITCHING STATISTICS

| Player | ERA | W | L | APP | GS | SV | CG | SHO/CBO | IP | H | R | ER | BB | SO | WP | HBP | 2B | 3B | HR | AB/BAvg |
|-------------------|-------------|-----------|-----------|-----------|-----------|-----------|----------|------------|--------------|------------|------------|------------|------------|------------|-----------|-----------|------------|-----------|-----------|------------------|
| SWANSON, Mark | 2.79 | 4 | 0 | 7 | 6 | 0 | 0 | 0/0 | 38.2 | 34 | 14 | 12 | 8 | 35 | 2 | 6 | 9 | 0 | 2 | 148/.230 |
| WILSON, Andrew | 3.52 | 5 | 3 | 24 | 3 | 5 | 0 | 0/0 | 64.0 | 61 | 28 | 25 | 21 | 70 | 2 | 2 | 11 | 2 | 4 | 245/.249 |
| BROWNING, Carter | 3.94 | 2 | 2 | 29 | 0 | 4 | 0 | 0/1 | 48.0 | 56 | 22 | 21 | 18 | 36 | 2 | 5 | 15 | 0 | 3 | 178/.315 |
| EVANS, Steven | 3.96 | 7 | 2 | 16 | 12 | 1 | 2 | 0/0 | 72.2 | 82 | 43 | 32 | 26 | 45 | 5 | 7 | 17 | 3 | 5 | 282/.291 |
| TEUFEL, Shawn | 4.33 | 9 | 2 | 14 | 12 | 0 | 0 | 0/1 | 72.2 | 80 | 39 | 35 | 30 | 72 | 13 | 6 | 12 | 1 | 6 | 285/.281 |
| BROWN, Cody | 5.29 | 2 | 4 | 15 | 8 | 0 | 0 | 0/0 | 49.1 | 51 | 32 | 29 | 17 | 27 | 4 | 10 | 7 | 1 | 5 | 192/.266 |
| MCDUGAL, Chris | 6.60 | 1 | 1 | 15 | 4 | 0 | 0 | 0/1 | 30.0 | 42 | 27 | 22 | 7 | 23 | 1 | 3 | 11 | 0 | 4 | 126/.333 |
| LIGHT, Tyler | 7.15 | 1 | 4 | 13 | 5 | 0 | 0 | 0/0 | 34.0 | 43 | 28 | 27 | 13 | 35 | 3 | 5 | 8 | 2 | 1 | 133/.323 |
| DULLIVAN, Fernand | 0.00 | 0 | 0 | 2 | 0 | 0 | 0 | 0/0 | 2.0 | 1 | 0 | 0 | 0 | 2 | 0 | 0 | 0 | 0 | 0 | 7/.143 |
| LONG, John | 7.71 | 1 | 0 | 11 | 0 | 0 | 0 | 0/0 | 11.2 | 18 | 10 | 10 | 2 | 11 | 4 | 0 | 1 | 0 | 2 | 52/.346 |
| PORETZ, Austin | 8.62 | 0 | 0 | 7 | 1 | 1 | 0 | 0/0 | 15.2 | 21 | 16 | 15 | 8 | 9 | 2 | 3 | 2 | 1 | 4 | 64/.328 |
| UMBERGER, Dustin | 9.00 | 0 | 1 | 1 | 1 | 0 | 0 | 0/0 | 6.0 | 8 | 6 | 6 | 3 | 5 | 0 | 1 | 0 | 0 | 1 | 27/.296 |
| HOWE, Lance | 11.25 | 0 | 0 | 3 | 0 | 0 | 0 | 0/0 | 4.0 | 9 | 5 | 5 | 3 | 3 | 0 | 0 | 1 | 0 | 1 | 20/.450 |
| STEINWEDELL, Joe | 12.00 | 0 | 1 | 5 | 1 | 0 | 0 | 0/0 | 6.0 | 16 | 9 | 8 | 6 | 5 | 0 | 0 | 1 | 0 | 1 | 33/.485 |
| BATOR, Zane | 12.71 | 1 | 1 | 8 | 1 | 0 | 0 | 0/0 | 11.1 | 20 | 16 | 16 | 6 | 7 | 3 | 3 | 7 | 0 | 3 | 51/.392 |
| VADEN, Chase | 15.43 | 0 | 0 | 3 | 0 | 0 | 0 | 0/0 | 2.1 | 2 | 4 | 4 | 1 | 3 | 1 | 2 | 0 | 0 | 0 | 8/.250 |
| CURLL, Brett | 18.00 | 0 | 0 | 5 | 0 | 0 | 0 | 0/0 | 5.0 | 10 | 12 | 10 | 2 | 2 | 0 | 1 | 3 | 0 | 2 | 25/.400 |
| Totals | 5.27 | 33 | 21 | 54 | 54 | 11 | 2 | 01 | 473.1 | 554 | 311 | 277 | 171 | 295 | 42 | 54 | 105 | 10 | 44 | 1876/.295 |
| Opponents | 6.04 | 21 | 33 | 54 | 54 | 11 | 3 | 2/2 | 467.2 | 594 | 383 | 314 | 159 | 268 | 50 | 95 | 123 | 11 | 60 | 1916/.310 |

2009 FIELDING STATISTICS

| Player | C | PO | A | E | FLD% | Dps | SBA | CSB | SBA% PB | Player | C | PO | A | E | FLD% | Dps | SBA | CSB | SBA% PB | |
|--------------------|-----|-----|-----|---|-------|-----|-----|-----|---------|------------------|-------------|-------------|------------|-----------|-------------|-----------|-----------|-----------|-------------|----------|
| THOMPSON, Nathan | 32 | 32 | 0 | 0 | 1.000 | 0 | 1 | 0 | 1.000 | BREAM, Doug | 94 | 89 | 3 | 2 | .979 | 2 | 0 | 0 | - | 0 |
| TEUFEL, Shawn | 12 | 4 | 8 | 0 | 1.000 | 0 | 3 | 2 | .600 | ROLOLO, Tim | 40 | 38 | 1 | 1 | .975 | 0 | 0 | 0 | - | 0 |
| LIGHT, Tyler | 11 | 0 | 11 | 0 | 1.000 | 0 | 6 | 2 | .750 | JEFFERSON, Jeff | 40 | 36 | 3 | 1 | .975 | 0 | 0 | 0 | - | 0 |
| BATOR, Zane | 10 | 7 | 3 | 0 | 1.000 | 0 | 0 | 0 | - | BROWN, Casey | 35 | 34 | 0 | 1 | .971 | 0 | 0 | 0 | - | 0 |
| FEELEY, Joseph | 7 | 7 | 0 | 0 | 1.000 | 0 | 0 | 0 | - | WILLIAMS, Matt | 272 | 84 | 178 | 10 | .963 | 34 | 0 | 0 | - | 0 |
| SWANSON, Mark | 5 | 2 | 3 | 0 | 1.000 | 0 | 8 | 2 | .800 | SCOTT, Kizuku | 57 | 18 | 36 | 3 | .947 | 2 | 0 | 0 | - | 0 |
| HIPP, James | 3 | 3 | 0 | 0 | 1.000 | 0 | 0 | 0 | - | BROWN, Cody | 17 | 9 | 7 | 1 | .941 | 2 | 7 | 6 | .538 | 0 |
| RICHARDSON, Justin | 2 | 2 | 0 | 0 | 1.000 | 0 | 0 | 0 | - | WILSON, Andrew | 26 | 7 | 17 | 2 | .923 | 0 | 4 | 1 | .800 | 0 |
| HOWE, Lance | 1 | 0 | 1 | 0 | 1.000 | 0 | 0 | 0 | - | BROWNING, Carter | 13 | 1 | 11 | 1 | .923 | 0 | 9 | 3 | .750 | 0 |
| UMBERGER, Dustin | 1 | 1 | 0 | 0 | 1.000 | 0 | 1 | 0 | 1.000 | BREAM, Tyler | 128 | 31 | 85 | 12 | .906 | 2 | 0 | 0 | - | 0 |
| STEINWEDELL, Joe | 1 | 0 | 1 | 0 | 1.000 | 0 | 3 | 0 | 1.000 | MCDUGAL, Chris | 9 | 2 | 6 | 1 | .889 | 0 | 6 | 2 | .750 | 0 |
| CURLL, Brett | 1 | 0 | 1 | 0 | 1.000 | 0 | 1 | 0 | 1.000 | EVANS, Steven | 9 | 0 | 8 | 1 | .889 | 0 | 3 | 2 | .600 | 0 |
| HOLLINGER, Errol | 404 | 348 | 52 | 4 | .990 | 0 | 56 | 18 | .757 | LONG, John | 8 | 4 | 3 | 1 | .875 | 0 | 1 | 1 | .500 | 0 |
| WIMMER, Trey | 478 | 445 | 28 | 5 | .990 | 30 | 0 | 0 | - | PORETZ, Austin | 4 | 1 | 2 | 1 | .750 | 0 | 5 | 0 | 1.000 | 0 |
| REDAL, Curran | 130 | 126 | 2 | 2 | .985 | 0 | 0 | 0 | - | Totals | 2073 | 1420 | 600 | 53 | .974 | 36 | 57 | 21 | .731 | 8 |
| JIMENEZ, P.J. | 223 | 89 | 130 | 4 | .982 | 29 | 0 | 0 | - | Opponents | 2074 | 1403 | 590 | 81 | .961 | 61 | 29 | 20 | .592 | 6 |

SCORE BY INNINGS

| | 1 | 2 | 3 | 4 | 5 | 6 | 7 | 8 | 9 | EX | Total |
|-----------|----|----|----|----|----|----|----|----|----|----|-------|
| LIBERTY | 43 | 41 | 63 | 49 | 39 | 36 | 40 | 46 | 24 | 2 | 383 |
| Opponents | 42 | 31 | 30 | 51 | 40 | 33 | 25 | 44 | 15 | 0 | 311 |

Double Plays Left on Base

| | | |
|-----------|----|-----|
| LIBERTY | 36 | 426 |
| Opponents | 61 | 437 |

Home Attendance: 8,037 (20 dates = 401 average)

Away Attendance: 11,823 (30 dates = 394 average)

Cumulative Attendance: 19,860

(50 dates = 397 average)

Liberty

Liberty

Liberty

LIBERTY 2010

2009 RESULTS

| Date | H/A | Opponent | Score | Line Score | LU Pitcher of Record | Record |
|------|-----|-----------------------------------|-------------|-----------------|-----------------------|--------|
| 2/20 | N | #6 Ole Miss# | 5-6/L | 5-9-1/6-8-1 | Dustin Umberger (0-1) | 0-1 |
| 2/21 | A | South Alabama# | 5-2/W | 5-8-0/2-6-4 | Mark Swanson (1-0) | 1-1 |
| 2/21 | A | South Alabama# | 4-3/W | 4-12-2/2-6-4 | Andrew Wilson (1-0) | 2-1 |
| 2/22 | N | Mercer# | 3-2/W | 4-12-2/3-10-1 | Tyler Light (1-0) | 3-1 |
| 2/24 | A | James Madison | 2-11/L | 2-8-0/3-5-0 | Joe Steinwedell (0-1) | 3-2 |
| 2/25 | A | #1 North Carolina | 5-9/L | 5-7-1/9-9-0 | Andrew Wilson (1-1) | 3-3 |
| 3/6 | H | Temple | 12-2/W | 12-18-1/2-7-1 | Steven Evans (1-0) | 4-3 |
| 3/7 | H | Temple | 18-9/W | 18-14-2/9-13-3 | Mark Swanson (2-0) | 5-3 |
| 3/7 | H | Temple | 11-1/W | 11-15-1/1-7-2 | Shawn Teufel (1-0) | 6-3 |
| 3/8 | H | Temple | 15-11/W | 15-15-2/11-18-2 | Carter Browning (1-0) | 7-3 |
| 3/10 | H | Duke | 6-3/W | 6-9-0/3-12-0 | Andrew Wilson (2-1) | 8-3 |
| 3/11 | H | William & Mary | 18-13/W | 18-16-0/13-12-7 | Cody Brown (1-0) | 9-3 |
| 3/13 | H | Charleston Southern* | 5-4/W | 5-8-3/4-14-1 | Steven Evans (2-0) | 10-3 |
| 3/15 | H | Charleston Southern* | 4-7/L | 4-10-0/7-12-3 | Shawn Teufel (1-1) | 10-4 |
| 3/17 | A | James Madison | 2-13/L | 2-8-2/13-18-0 | Tyler Light (1-1) | 10-5 |
| 3/18 | H | Fordham | 19-6/W | 19-18-0/6-12-2 | Zane Bator (1-0) | 11-5 |
| 3/19 | H | Lafayette | 12-1/W | 12-17-0/1-3-2 | Chris McDougal (1-0) | 12-5 |
| 3/20 | A | High Point* | 9-8/W | 9-13-0/8-10-3 | Andrew Wilson (3-1) | 13-5- |
| 3/21 | A | High Point* | 7-3/W | 7-15-1/3-9-4 | Steven Evans (3-0) | 14-5 |
| 3/22 | A | High Point* | 19-5/W | 19-18-0/5-11-4 | Shawn Teufel (2-1) | 15-5 |
| 3/25 | A | N.C. State | 17-5/W | 17-23-1/5-9-2 | Mark Swanson (3-0) | 16-5 |
| 3/27 | H | Presbyterian* | 2-1/W | 2-6-1/1-6-1 | Steven Evans (4-0) | 17-5 |
| 3/28 | H | Presbyterian* | 2-1/W | 2-7-0/1-5-0 | Mark Swanson (4-0) | 18-5 |
| 3/29 | H | Presbyterian* | 14-7/W | 14-13-2/7-14-2 | Shawn Teufel (3-1) | 19-5 |
| 3/31 | A | Old Dominion | 1-2/L | 1-6-0/2-6-1 | Cody Brown (1-1) | 19-6 |
| 4/2 | A | Longwood | 3-7/L | 3-9-2/7-9-2 | Tyler Light (1-2) | 19-7 |
| 4/3 | A | VMI* | 6-13/L | 6-15-2/13-16-0 | Steven Evans (4-1) | 19-8 |
| 4/4 | A | VMI* | 9-7/W | 9-14-2/7-9-0 | Shawn Teufel (4-1) | 20-8 |
| 4/5 | A | VMI* | 4-3/W | 4-10-1/3-6-2 | Andrew Wilson (4-1) | 21-8 |
| 4/7 | A | William & Mary | 1-2/L | 1-5-1/2-5-0 | Steven Evans (4-2) | 21-9 |
| 4/8 | A | #25 George Mason | 0-12/L | 0-4-0/12-18-0 | Zane Bator (1-1) | 21-10 |
| 4/10 | H | UNC Asheville* | 9-0/W | 9-11-1/0-4-0 | Shawn Teufel (5-1) | 22-10 |
| 4/11 | H | UNC Asheville* | 2-9/L | 2-10-1/9-18-2 | Cody Brown (1-2) | 22-11 |
| 4/11 | H | UNC Asheville* | 11-4/W | 11-13-2/4-9-2 | Steven Evans (5-2) | 23-11 |
| 4/14 | H | Old Dominion | 2-7/L | 2-11-0/7-15-0 | Chris McDougal (1-1) | 23-12 |
| 4/17 | H | Winthrop* | 8-5/W | 8-14-1/5-12-0 | Steven Evans (6-2) | 24-12 |
| 4/18 | H | Winthrop* | 5-3/W | 5-9-0/3-8-0 | Shawn Teufel (6-1) | 25-12 |
| 4/18 | H | Winthrop* | 10-5/W | 10-17-1/5-9-1 | Cody Brown (2-2) | 26-12 |
| 4/22 | H | Virginia Tech | 4-3/W | 4-5-0/3-4-0 | John Long (1-0) | 27-12 |
| 4/24 | A | Gardner-Webb* | 8-9/L | 8-14-2/9-14-3 | Andrew Wilson (4-2) | 27-13 |
| 4/25 | A | Gardner-Webb* | 10-2/W | 10-11-0/2-9-2 | Shawn Teufel (7-1) | 28-13 |
| 4/26 | W | Gardner-Webb* | 10-9/W (11) | 10-16-0/9-11-1 | Andrew Wilson (5-2) | 29-13 |
| 4/28 | A | #11 Virginia | 2-5/L | 2-9-1/5-11-0 | Tyler Light (1-3) | 29-14 |
| 5/1 | A | #22 Coastal Carolina* | 7-13/L | 7-11-5/13-13-5 | Carter Browning (1-1) | 29-15 |
| 5/2 | A | #22 Coastal Carolina* | 1-4/L | 1-6-2/4-6-0 | Shawn Teufel (7-2) | 29-16 |
| 5/3 | A | #22 Coastal Carolina* | 2-7/L | 2-6-3/7-9-2 | Cody Brown (2-3) | 29-17 |
| 5/12 | A | Duke | 4-1/W | 4-8-1/1-6-0 | Carter Browning (2-1) | 30-17 |
| 5/14 | H | Radford* | 9-8/W | 9-8-12/8-12-0 | Shawn Teufel (8-2) | 31-17 |
| 5/15 | H | Radford* | 3-5/L | 3-6-1/5-9-1 | Carter Browning (2-2) | 31-18 |
| 5/15 | H | Radford* | 5-7/L | 7-12-1/5-10-1 | Andrew Wilson (5-3) | 31-19 |
| 5/20 | N | No. 4 Seed Radford ! | 10-3/W | 10-11-0/3-12-2 | Shawn Teufel (9-2) | 32-19 |
| 5/21 | N | No. 6 Seed High Point ! | 20-10/W | 20-20-0/10-16-2 | Steven Evans (7-2) | 33-19 |
| 5/22 | N | No. 1 Seed #18 Coastal Carolina ! | 0-7/L | 0-4-1/7-11-4 | Tyler Light (1-4) | 33-20 |
| 5/23 | N | No. 2 Seed Winthrop ! | 1-6/L | 1-6-2/6-10-1 | Cody Brown (2-4) | 33-21 |



2009 BIG SOUTH YEAR IN REVIEW

2009 BIG SOUTH CONFERENCE FINAL BASEBALL STANDINGS

| Team | Big South | | | Overall | | | | | | |
|----------------------|-----------|----------|-------------|-----------|-----------|----------|-------------|-------------|--------------|------------|
| | W | L | Pct. | W | L | T | Pct. | Home | Away | Neutral |
| xy- Coastal Carolina | 21 | 5 | .808 | 47 | 16 | 0 | .746 | 30-3 | 12-11 | 5-2 |
| Winthrop | 18 | 9 | .667 | 35 | 25 | 0 | .583 | 21-8 | 11-15 | 3-2 |
| Liberty | 17 | 9 | .654 | 33 | 21 | 0 | .611 | 19-5 | 11-13 | 3-3 |
| Radford | 16 | 9 | .640 | 26 | 24 | 0 | .520 | 15-4 | 10-14 | 1-6 |
| Gardner-Webb | 13 | 14 | .481 | 25 | 25 | 0 | .500 | 19-11 | 6-13 | 0-1 |
| High Point | 11 | 12 | .478 | 21 | 32 | 0 | .396 | 12-14 | 7-16 | 2-2 |
| Charleston Southern | 10 | 15 | .400 | 16 | 37 | 0 | .302 | 11-16 | 5-20 | 0-1 |
| VMI | 10 | 15 | .400 | 18 | 35 | 0 | .340 | 11-13 | 6-20 | 1-2 |
| Presbyterian | 7 | 19 | .269 | 13 | 38 | 0 | .269 | 5-12 | 8-26 | 0-0 |
| UNC Asheville | 5 | 21 | .192 | 9 | 42 | 0 | .176 | 6-16 | 3-23 | 0-3 |

x – Big South Regular-Season Champion y – Big South Tournament Champion

*Shawn
Teufel*



ALL-CONFERENCE FIRST TEAM

| | | |
|-------------------------|---------------------|------------------|
| Starting Pitcher | Cody Wheeler | Coastal Carolina |
| Starting Pitcher | Shawn Teufel | Liberty |
| Starting Pitcher | Anthony Meo | Coastal Carolina |
| Relief Pitcher | Nick McCully | Coastal Carolina |
| Catcher | Billy Avino | High Point |
| First Base | David Anderson | Coastal Carolina |
| Second Base | A.J. Yoder | VMI |
| Third Base | Justin Loyd | Gardner-Webb |
| Shortstop | Alfie Wheeler | High Point |
| DH | Eddie Rohan | Winthrop |
| OF | Curran Redal | Liberty |
| OF | Rico Noel | Coastal Carolina |
| OF | Brock Miller | Gardner-Webb |

ALL-CONFERENCE SECOND TEAM

| | | |
|------------------|------------------------|------------------|
| Starting Pitcher | Matteo D'Angelo | Winthrop |
| Starting Pitcher | Travis Smink | VMI |
| Starting Pitcher | Aerik Taylor | Radford |
| Relief Pitcher | Tyler Mizenko | Winthrop |
| Catcher | Errol Hollinger | Liberty |
| First Base | Alex Gregory | Radford |
| Second Base | Bryn Henderson | Winthrop |
| Third Base | Tyler Bortnick | Coastal Carolina |
| Shortstop | Kevin Nolan | Winthrop |
| DH | Adam Rice | Coastal Carolina |
| OF | Daniel Cooke | Gardner-Webb |
| OF | Daniel Bowman | Coastal Carolina |
| OF | Cory Lyda | Presbyterian |

Player of the Year – David Anderson, Coastal Carolina

Pitcher of the Year – Cody Wheeler, Coastal Carolina

Freshman of the Year – Jeff Kemp, Radford

Coach of the Year – Gary Gilmore, Coastal Carolina

ALL-TOURNAMENT TEAM

| | | |
|------------------|------------------------|------------------|
| Infielder | David Anderson | Coastal Carolina |
| Infielder | Eddie Tisdale | Winthrop |
| Infielder | P.J. Jimenez | Liberty |
| Infielder | A.J. Yoder | VMI |
| Infielder | Bryn Henderson | Winthrop |
| Outfielder | Bill Manion | High Point |
| Outfielder | Sean Sullivan | Winthrop |
| Outfielder | Rico Noel | Coastal Carolina |
| Catcher | Errol Hollinger | Liberty |
| DH | Eddie Rohan | Winthrop |
| UTL | Alex Gregory | Radford |
| Pitcher | Nick McCully | Coastal Carolina |
| Pitcher | Robert Lake | Winthrop |
| Pitcher | Austin Fleet | Coastal Carolina |

Tournament MVP – David Anderson, Coastal Carolina



2009 BIG SOUTH YEAR IN REVIEW

TEAM BATTING

| Team | G | AVG | AB | R | H | 2B | 3B | HR | SB |
|---------------------|-----------|-------------|-------------|------------|------------|------------|-----------|-----------|-----------|
| Coastal Carolina | 63 | .329 | 2157 | 522 | 710 | 147 | 14 | 86 | 121 |
| Gardner-Webb | 50 | .327 | 1755 | 374 | 574 | 104 | 13 | 65 | 106 |
| Winthrop | 60 | .323 | 2111 | 426 | 682 | 130 | 5 | 55 | 74 |
| Radford | 50 | .319 | 1772 | 345 | 565 | 92 | 17 | 30 | 77 |
| High Point | 53 | .317 | 1908 | 340 | 605 | 118 | 5 | 22 | 44 |
| Liberty | 54 | .310 | 1916 | 383 | 594 | 123 | 11 | 60 | 30 |
| VMI | 53 | .295 | 1887 | 331 | 556 | 103 | 7 | 55 | 52 |
| Presbyterian | 51 | .294 | 1812 | 313 | 532 | 75 | 16 | 57 | 41 |
| Charleston Southern | 53 | .288 | 1834 | 297 | 529 | 98 | 9 | 51 | 41 |
| UNC Asheville | 51 | .261 | 1765 | 242 | 461 | 78 | 4 | 27 | 19 |

TEAM PITCHING

| Team | G | ERA | W | L | SV | IP | R | ER | BB | SO |
|---------------------|-----------|-------------|-----------|-----------|-----------|--------------|------------|------------|------------|------------|
| Coastal Carolina | 63 | 4.04 | 47 | 16 | 19 | 555.0 | 281 | 249 | 201 | 456 |
| Winthrop | 60 | 5.18 | 35 | 25 | 14 | 524.2 | 347 | 302 | 197 | 378 |
| Liberty | 54 | 5.27 | 33 | 21 | 11 | 473.1 | 311 | 277 | 171 | 390 |
| Radford | 50 | 6.24 | 26 | 24 | 10 | 433.0 | 351 | 300 | 180 | 279 |
| VMI | 53 | 6.48 | 18 | 35 | 6 | 462.2 | 413 | 333 | 189 | 371 |
| Gardner-Webb | 50 | 6.57 | 25 | 25 | 9 | 429.0 | 380 | 313 | 173 | 247 |
| Charleston Southern | 53 | 7.00 | 16 | 37 | 5 | 452.1 | 410 | 352 | 237 | 316 |
| High Point | 53 | 7.39 | 21 | 32 | 8 | 468.2 | 456 | 385 | 226 | 308 |
| UNC Asheville | 51 | 8.27 | 9 | 42 | 3 | 433.0 | 491 | 398 | 223 | 281 |
| Presbyterian | 51 | 8.54 | 13 | 38 | 5 | 432.1 | 454 | 410 | 211 | 263 |

TEAM FIELDING

| Team | C | PO | A | E | Pct. | DP | PB | SBA-ATT |
|---------------------|-------------|-------------|------------|-----------|-------------|-----------|----------|--------------|
| Liberty | 2073 | 1420 | 600 | 53 | .974 | 36 | 8 | 57-79 |
| High Point | 2068 | 1406 | 597 | 65 | .969 | 45 | 7 | 52-74 |
| Coastal Carolina | 2394 | 1665 | 653 | 76 | .968 | 49 | 9 | 30-47 |
| Winthrop | 2268 | 1574 | 621 | 73 | .968 | 39 | 11 | 45-76 |
| Radford | 1945 | 1299 | 580 | 66 | .966 | 48 | 3 | 67-82 |
| Presbyterian | 1892 | 1297 | 529 | 66 | .965 | 42 | 21 | 53-83 |
| Gardner-Webb | 1902 | 1287 | 547 | 68 | .964 | 34 | 4 | 55-77 |
| Charleston Southern | 1945 | 1357 | 512 | 76 | .961 | 36 | 14 | 93-116 |
| VMI | 2081 | 1387 | 597 | 97 | .953 | 41 | 26 | 69-100 |
| UNC Asheville | 1920 | 1299 | 522 | 99 | .948 | 47 | 10 | 86-109 |

2009 BIG SOUTH BASEBALL
CHAMPIONSHIP

McCormick Field – Asheville, N.C.
Host – UNC Asheville
May 19-23

Tuesday, May 19

Game A: #6 High Point 2,
#7 Charleston Southern 1
Game B: #8 VMI 13, #5 Gardner-Webb 4

Wednesday, May 20

Game 1: #1 Coastal Carolina 9, #8 VMI 4
Game 2: #6 High Point 7, #2 Winthrop 4
Game 3: #3 Liberty 10, #4 Radford 3

Thursday, May 21

Game 4: #2 Winthrop 8, #8 VMI 4
Game 5: #4 Radford 11,
#1 Coastal Carolina 7
Game 6: #3 Liberty 20, #6 High Point 10

Friday, May 22

Game 7: #1 Coastal Carolina 8,
#6 High Point 4
Game 8: #2 Winthrop 21, #4 Radford 3
Game 9: #1 Coastal Carolina 7,
#3 Liberty 0

Saturday, May 23

Game 10: #2 Winthrop 6, #3 Liberty 1
Game 11: #1 Coastal Carolina 7,
#2 Winthrop 1

BIG SOUTH CONFERENCE REGULAR
SEASON CHAMPIONS

| | |
|------|---------------------------------|
| 1986 | East – Campbell, West – Augusta |
| 1987 | East – Campbell, West – Augusta |
| 1988 | Coastal Carolina |
| 1989 | Coastal Carolina |
| 1990 | Coastal Carolina |
| 1991 | Coastal Carolina |
| 1992 | Coastal Carolina |
| 1993 | Coastal Carolina |
| 1994 | UNC Greensboro |
| 1995 | Winthrop |
| 1996 | Charleston Southern |
| 1997 | UNC Greensboro |
| 1998 | Liberty |
| 1999 | Coastal Carolina |
| 2000 | Liberty |
| 2001 | Winthrop |
| 2002 | Coastal Carolina |
| 2003 | Winthrop |
| 2004 | Birmingham-Southern |
| 2005 | Coastal Carolina |
| 2006 | Birmingham-Southern |
| 2007 | Coastal Carolina |
| 2008 | Coastal Carolina |
| 2009 | Coastal Carolina |

BIG SOUTH CONFERENCE TOURNAMENT
CHAMPIONS

| | |
|------|------------------|
| 1986 | Coastal Carolina |
| 1987 | Winthrop |
| 1988 | Campbell |
| 1989 | Coastal Carolina |
| 1990 | Campbell |
| 1991 | Coastal Carolina |
| 1992 | Coastal Carolina |
| 1993 | Liberty |
| 1994 | No Tournament |
| 1995 | No Tournament |
| 1996 | No Tournament |
| 1997 | UNC Greensboro |
| 1998 | Liberty |
| 1999 | Winthrop |
| 2000 | Liberty |
| 2001 | Coastal Carolina |
| 2002 | Coastal Carolina |
| 2003 | Coastal Carolina |
| 2004 | Coastal Carolina |
| 2005 | Winthrop |
| 2006 | UNC Asheville |
| 2007 | Coastal Carolina |
| 2008 | Coastal Carolina |
| 2009 | Coastal Carolina |



2009 BIG SOUTH LEADERS

BATTING AVERAGE

| Name, Team | G | AB | H | AVG |
|----------------------|----|-----|----|------|
| 1. Alex Gregory, RU | 50 | 177 | 72 | .407 |
| 2. Billy Alvino, HPU | 53 | 210 | 84 | .400 |
| Alfie Wheeler, HPU | 52 | 205 | 82 | .400 |
| Justin Loyd, GWU | 49 | 195 | 78 | .400 |
| 5. Eddie Tisdale, WU | 60 | 242 | 95 | .393 |

RUNS SCORED

| Name, Team | R |
|------------------------|----|
| 1. Rico Noel, CCU | 75 |
| 2. Tyler Bortnick, CCU | 65 |
| 3. Eddie Tisdale, WU | 61 |
| Brock Miller, GWU | 61 |
| 5. Kevin Nolan, WU | 57 |
| Alfie Wheeler, HPU | 57 |

HITS

| Name, Team | H |
|------------------------|----|
| 1. Eddie Tisdale, WU | 95 |
| 2. Adam Rice, CCU | 89 |
| 3. Kevin Nolan, WU | 87 |
| 4. Billy Alvino, HPU | 84 |
| 5. David Anderson, CCU | 83 |

RBI

| Name, Team | RBI |
|------------------------|-----|
| 1. David Anderson, CCU | 82 |
| 2. Adam Rice, CCU | 59 |
| 3. Tyler Bream, LU | 57 |
| 4. Justin Loyd, GWU | 56 |
| 5. Dan Bowman, CCU | 54 |

DOUBLES

| Name, Team | 2B |
|-----------------------|----|
| 1. Bryn Henderson, WU | 21 |
| 2. Justin Loyd, GWU | 20 |
| Adam Rice, CCU | 20 |
| 4. John Murrian, WU | 19 |
| Errol Hollinger, LU | 19 |

TRIPLES

| Name, Team | 3B |
|---------------------|----|
| 1. Gabe Grammer, PC | 6 |
| 2. Cory Lyda, PC | 5 |
| Chance Gilmore, CCU | 5 |
| 4. Curran Redal, LU | 4 |
| Brett Mollenhauer | 4 |

HOME RUNS

| Name, Team | HR |
|--------------------------|----|
| 1. David Anderson, CCU | 21 |
| 2. Ty Boyles, GWU | 15 |
| 3. Eddie Rohan, WU | 14 |
| 4. Dan Bowman, CCU | 13 |
| 5. Tyler Thornsburg, CSU | 12 |

STOLEN BASES

| Name, Team | SB |
|------------------------|----|
| 1. Rico Noel, CCU | 48 |
| 2. Brock Miller, GWU | 37 |
| 3. Scott Woodward, CCU | 30 |
| 4. Daniel Cooke, GWU | 26 |
| 5. Tyren Rivers, RU | 19 |
| Jon Ahearn, GWU | 19 |

PITCHING

| Name, Team | G | IP | ER | ERA |
|------------------------|----|------|----|------|
| 1. Nick McCully, CCU | 28 | 73.0 | 17 | 2.10 |
| 2. Anthony Meo, CCU | 17 | 76.2 | 25 | 2.93 |
| 3. Matteo D'Angelo, WU | 17 | 84.1 | 29 | 3.09 |
| 4. Andrew Wilson, LU | 24 | 64.0 | 25 | 3.52 |
| 5. Austin Fleet, CCU | 15 | 63.2 | 25 | 3.53 |

VICTORIES

| Name, Team | W-L | IP | ERA |
|----------------------|------|------|------|
| 1. Cody Wheeler, CCU | 10-1 | 91.2 | 3.83 |
| 2. Shawn Teufel, LU | 9-2 | 72.2 | 4.33 |
| Anthony Meo, CCU | 9-2 | 76.2 | 2.93 |
| 4. Nick McCully, CCU | 8-1 | 73.0 | 2.10 |
| Matteo D'Angelo, WU | 8-3 | 84.1 | 3.09 |
| Travis Smink, VMI | 8-4 | 87.1 | 4.33 |

INNINGS PITCHED

| Name, Team | IP |
|-------------------------|------|
| 1. Cody Wheeler, CCU | 91.2 |
| 2. Chris Henderson, VMI | 90.2 |
| 3. Travis Smink, VMI | 87.1 |
| 4. Matteo D'Angelo, WU | 84.1 |
| 5. Ryan Dull, UNCA | 77.2 |

APPEARANCES


| Name, Team | APP |
|------------------------|-----|
| 1. Tyler Mizenko, WU | 30 |
| 2. Carter Browning, LU | 29 |
| 3. Greg Hough, WU | 28 |
| Nick McCully, CCU | 28 |
| Matt Rein, CCU | 28 |

STRIKEOUTS

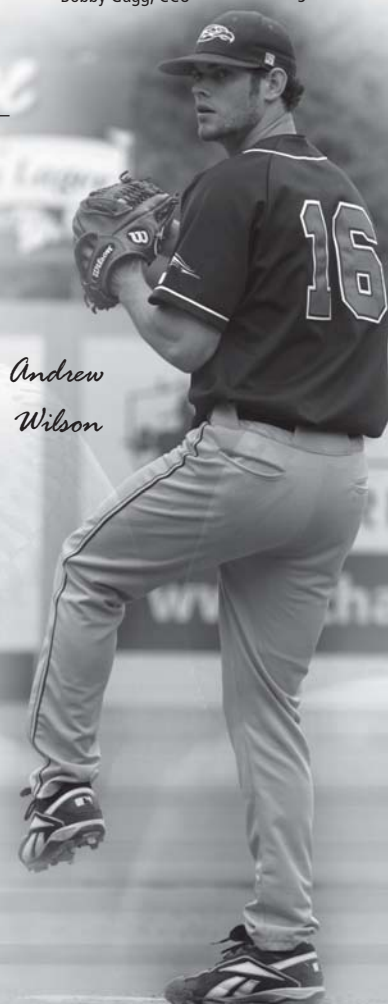
| Name, Team | G | IP | SO |
|-------------------------|----|------|----|
| 1. Cody Wheeler, CCU | 15 | 91.2 | 98 |
| 2. Chris Henderson, VMI | 19 | 90.2 | 76 |
| 3. Shawn Teufel, LU | 14 | 72.2 | 72 |
| Travis Smink, VMI | 18 | 87.1 | 72 |
| 5. Andrew Wilson, LU | 24 | 64.0 | 70 |

SAVES

| Name, Team | Saves |
|----------------------|-------|
| 1. Tyler Mizenko, WU | 14 |
| 2. Jason Patten, RU | 9 |
| 3. Nick McCully, CCU | 8 |
| 4. Jeremy Berg, HPU | 5 |
| Andrew Wilson, LU | 5 |
| Bobby Gagg, CCU | 5 |



*Tyler
Bream*



*Andrew
Wilson*