

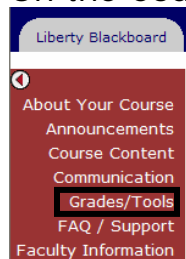


# Blackboard Tutorial

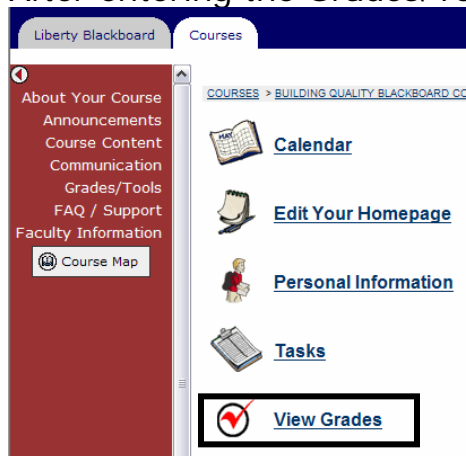
In this tutorial you will learn how to view your grades through Blackboard.

The Center for the Advancement of Faculty Excellence  
LIBERTY UNIVERSITY

On the Course Menu click Grades/Tools



After entering the Grades/Tools page click View Grades




On the View Grades page you will be able to view your grades for the class.

 **View Grades**

Item Name	Date	Grade	Points Possible	Class Average	Weight
Letter to the Editor	12/24/04	-	40	66.67	0%
Quality and Best Practice in Online Learning	4/15/05 2:20 PM	✓	100	40	0%
Who, What, Why Survey	12/30/04	-	0	0	0%
Module 3 Discussion	4/6/05 12:12 PM	✓	60	97.5	0%
Learning Outcomes	4/6/05 12:12 PM	50	50	75	0%
Time Management	4/6/05 12:12 PM	100	100	100	0%
More – Best Teacher	4/15/05 2:41 PM	🔒	0	0	0%
Learning the Assignment Manager	4/6/05 12:12 PM	100	100	100	0%
Mid-Course Feedback	1/5/05	-	0	0	0%
Resident Course Evaluation Survey	1/5/05	-	0	-	0%
DLP Course Evaluation Survey	1/5/05	-	0	-	0%
Final Evaluation	4/6/05 2:29 PM	✓	0	0	0%
Student Bb Orientation	4/9/05	-	100	-	0%
Total		330	550	-	
Weighted Total		0%		-	

Below you will see a legend which defines the various symbols you might see in your list of grades.

	In Progress
-	No Information
!	Needs Grading
?	Grading Error
✓	Completed
*	Denotes a non-visible item