




# Blackboard Tutorial

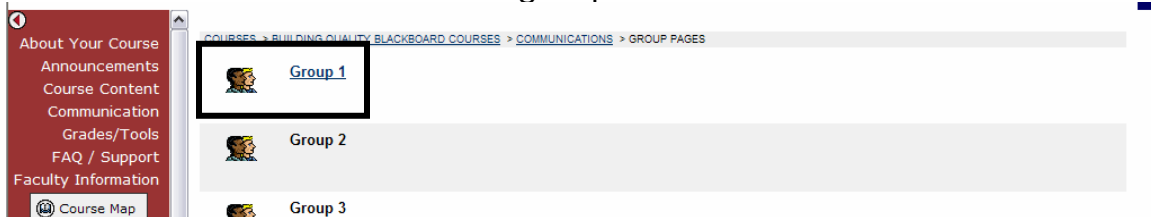
In this tutorial you will learn how to access the group pages of which you are a member.

The Center for the Advancement of Faculty Excellence  
LIBERTY UNIVERSITY

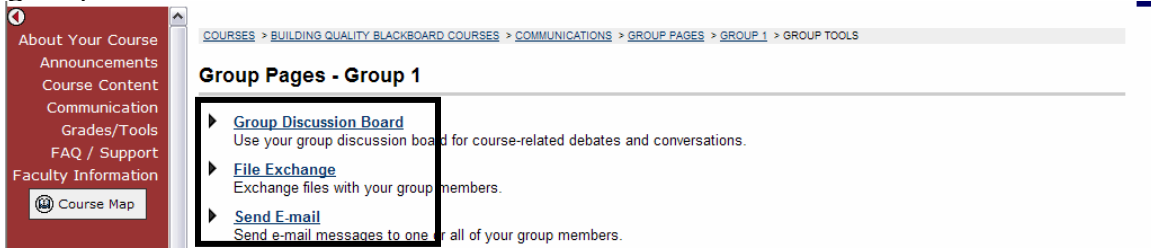
From the Communication menu choose the Group Pages link.



On the Group Pages main page click the group that is been hyperlinked. This is the group of which you are a member. You will not be able to access the other groups.



After entering your group page you will see a few different links depending upon the permissions your instructor has enabled for your group.



The Group Discussion Board will allow you to interact with group members via a discussion board similar to the discussion board available for the class as a whole. The difference is this discussion board is limited to group members.

The File Exchange will allow you and your group member to exchange files with one another.

The send E-mail feature will allow you to exchange email with the members of the group.